

HAM

AN ARGUS SPECIALIST PUBLICATION

OCTOBER 1988 £1.40

RADIO

TODAY

EXCLUSIVE!

Yaesu's latest full-duplex twin-bander on test




Amateurs in Action - the Congo Crisis

Build our modular mast-head pre-amp

Preview of the first **all British** 2m mobile

SCANNERS

BEARCAT BY uniden



UBC 175XL



UBC 100XL
UBC 50XL
UBC 70XL

RAYCOM ARE TRADE AND RETAIL DISTRIBUTORS FOR THIS SUPERB RANGE OF QUALITY SCANNERS THE POPULAR UBC 100XL HAND HELD HAS SOLD IN THOUSANDS, BUT IS NOW COMPLEMENTED BY THE UBC 70XCL POCKET SIZED HANDHELD ALSO THE NEW COST EFFECTIVE UBC 50XL HANDHELD SEE THE NEW MODELS IN OUR SHOWROOMS OR SEND A S.A.E. FOR DETAILS FROM £95.00 + carriage

RAYCOM
COMMUNICATIONS SYSTEMS LTD

TEL: 021-544 6767

SUMMER SPECIAL PRICES

WHILE STOCKS LAST!!
ICOM ICR 7000 & Royal 1300.....£899
ICOM ICR 3200E 25W Dual Band Mobile.....£399
BJ200 Mk II Hand Held AM/FM Scanner.....£199
SONY ICF 200 IB Superb S/W & Airband Scanner.....£289
SONY ICF 7600 DS Superb S/W Receiver.....£149
All prices shown on this page are discounted offers and are subject to availability at the time of purchase.

SCANNERS

YAESU FRG9600 from the company who specialises in fitting extra options, as supplied to Government departments and professional bodies. We also upgrade existing models, please call for more details, prices, delivery and information.
Yaesu FRG9600 Basic Model Improved 'S' Meter + Sens. £485.00
Yaesu FRG9600/RWC Mk2 60-950MHz 'N' Connector Fitted £495.00
Yaesu FRG9600/RWC Mk3 HF 100kHz-950MHz plus Mk2 Spec £595.00
Yaesu FRG9600/RWC Mk5 HF 50kHz-950MHz Active Mixer £625.00
Yaesu PAL Video Unit for above £37.50
Icom ICR7000 25M-2GHz superb quality professional Rx £659.00
Icom ICR7000/AH7000 Receiver plus Matching Discone £937.50
Kenwood RZ 1 New 500kHz-950MHz Wide and Narrow AM/FM £139.00
Fox VHF-UHF Multi Function Mobile Scanner FM only £139.00
Uniden-Bearcat UBC 50XL VHF-UHF 10ch. H/held Scanner £95.00
Uniden-Bearcat UBC 70XL VHF-UHF 20ch. Miniature H/held £179.00
Uniden-Bearcat UBC 100XL VHF-UHF-Airband H/held Scanner £189.00
BU200 Mk2 VHF-UHF-Airband-Military Airband Desk-Top £175.00
ADR 2002 25-550, 800-1300MHz Desk-Top/Mobile AM/FM £199.50
Sony Air 7 Top Quality VHF-Airband Handheld Scanner £245.00
Package deal on above Mk3/5 FRG9600 c/w AH7000 disc-one, G5RV, PA4 AC PSU, complete receiver station HF-UHF including delivery UK mainland Add £100.00 to above price

**PACKAGE DEAL AVAILABLE ON ALL MAKES.
IF IT'S ANY GOOD, WE STOCK IT!**


A new concept in Amateur Radio . . . uniden 2830

It's here at last! A beautifully-made processor-controlled full feature 10w (20w PEP) multimode transceiver with LCD readout and all functions necessary to work DX with Sporadic E and in the forthcoming sunspot maxima and also for transverting to the VHF and UHF bands. Work out the facts . . . how much is a Two Metre Multimode? How much is the Uniden 2830 Ten Metre Multimode and a 2 metre transverter? With the Uniden 2830 you can have two bands for the price of one, with 10 watts on each band and all modes including CW.

- Features**
- ★ All modes, AM/FM/USB/LSB/CW
 - ★ LCD readout of frequency/functions
 - ★ CW with Sidetone
 - ★ FM bandwidth compatible with VHF/UHF
 - ★ 10Watts continuously variable o/p AM and FM
 - ★ Scanning feature, up and down steps on mic.
 - ★ Selectable frequency steps, 10kHz, 1kHz, 100Hz.
 - ★ Ten metre band selectable in 500kHz steps
 - ★ Build-in VSWR meter and protection circuit
 - ★ Superb receiver sensitivity . . . 3uV FM

Just TEN of the many reasons for choosing the UNIDEN 2830

THIS PRODUCT IS EXCLUSIVE TO RAYCOM, WE ARE THE U.K. DISTRIBUTOR. WHOLESALE ENQUIRIES WELCOME



£279.00
£10.00 post and packing

Matching transverters for 2830
2 mtr £169.00 6 mtr £189.00

HANDHELDS

* - Extended Receiver coverage available, call for details.
YAESU FT27R/FNB4A 2.5W (5W) DUAL BANDER C/W CHRGR £395.00
*YAESU FT23R/FBA10 2.5W (5W) 2MTRS £229.00
*YAESU FT73R/FNB10 2.5W (5W) 70CMS C/W CHARGER £259.00
*ICOM MICRO 2E 2.5W 2MTR HANDHELD WITH CHARGER £209.00
CTE1600 (SAME AS ICOM IC2E) C/W NICAD CHARGER £179.00
Many other types of handheld stocked, please enquire

SHORT WAVE RECEIVERS

Yaesu FRG8800 Short Wave 100kHz-30MHz all Mode + Mem £589.00
Yaesu FRG8800/FRV8800 as above with VHF Conv. fitted £679.00
Icom ICR-71 Top Grade Communications Receiver £799.00
Sony PRO80 HF/VHF Handheld Scanner c/w accessories £345.00
Sony 2001D Short Wave/Airband Receiver at £349.00
Sony SW1 Micro Short Wave Receiver £249.00
Many more makes and models in stock, PLEASE CALL FOR PRICES. DELIVERY COSTS and any advice or information, or send large SAE. (Insured post and packing £10.00. Carrier £12.50)

MOBILES

YAESU FT211RH 45W 2MTR MOBILE WITH FREE 1/4 WAVE ANT £299.00
YAESU FT212RH NEW 45W 2MTR MOBILE DVS FEATURE OPT £349.00
*ICOM IC28E 2MTR 25W MOBILE WITH FREE 5/8 ANTENNA £359.00
Alinco Dual Band ALD-24E £445.00
ICOM IC48E 70cm 25W £428.00
ICOM IC3200 Dual Band 25W SPECIAL £399
Compare our prices!
Many other types and makes stocked, please enquire

PORTABLES

FT290RMK2 2.5W MULTIMODE STANDARD ACCESSORIES £399.00
FT290RMK2 2.5 WATT M/M AS ABOVE C/W NICADS CHRGR £425.00
FT290RMK2/FL2025 (STD) WITH 25W LINEAR AMPLIFIER £489.00
FT690RMK2 6MTR 2.5W MULTIMODE STANDARD ACCESS £399.00
FT690RMK2 6MTR 2.5W M/M AS ABOVE C/W NICADS CH £425.00
FT790RMK2 NEW 70CM 2.5W MULTIMODE DUE OUT SOON £499.00

ANTENNAS & ACCESSORIES

NOW AVAILABLE AT RAYCOM: CUSHCRAFT, BUTTERNUT, HY-GAIN ANTENNAS, JAYBEAM, TONNA, MET, HAM-M ROTATORS, Call for full details, prices, availability and delivery costs.
ICOM AH7000 SUPER 250-1300MHz DISCONE £79.50
G5RV HALF SIZE HF ANTENNA ready to use £16.50
G5RV FULL SIZE HF ANTENNA ready to use £18.50
GBKW-TYPE 7.1MHz TRAP DIPOLE KIT SO239 £24.50
GBKW-TYPE as above for use with 75 OHM £23.50
GBKW-TYPE 2X 7.1 TRAPS ONLY, LESS CABLE £9.95
RAYCOM AIRBAND-VHF SIX ELEMENT DISCONE £12.50
RAYCOM DISCONE VHF 60-600MHz BE SO239 £29.50
SUN KG209 SE2M 5/8 MOBILE TILT-OVER 259 £14.50
RAYCOM CAST GUTTERMOUNT C/W SO239/COAX £8.50
GAMMA TWIN 2 METRE SLIM JIM KIT inc. instr. £14.50
RAYCOM/RWC H89CV 2 METRE 2E MINI BEAM £12.50
RAYCOM/RWC H89CV 70CM 2E MINI BEAM £8.95
The above popular products POST FREE (UK mainland only)

YAESU FT 747GX

£649.00 including our FREE fitted MOD Board!

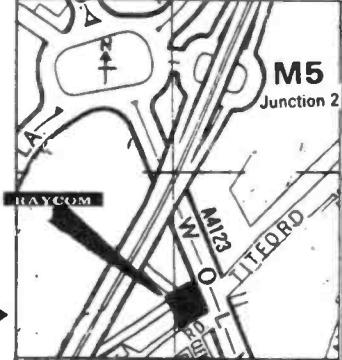
We improve the reciprocal mixing performance by up to 15dB which gives you receive performance of higher priced rigs! Only available from Raycom, buy it elsewhere if you want SECOND BEST! YAESU IS STILL BEST VALUE FOR MONEY!

ALL CURRENT YAESU AND ICOM HF RIGS STOCKED, CALL FOR A DEAL!

ROYAL 1300 WIDEBAND DISCONE

Following the huge success and popularity of the 25-1300MHz, wideband discone antenna - Icom AH 7000 & Welz - Diamond D109 with transmit facilities on VHF-UHF amateur bands, Raycom decided to persuade a UK manufacturer to make a "BRITISH COPY!" at a very competitive price!

COMPLETE WITH PROFESSIONAL CABLE & CONNECTORS AT ONLY £59.50 P&P £5.



CALL IN, EASY TO GET TO, EASY PARKING

Opening hours 9am-5.30pm 6 days, late nights Thursday & Friday till 7pm. We stay open later!

ORDERING INFORMATION

ALL PRODUCTS WE ADVERTISE ARE NORMAL STOCK ITEMS. OUR NEW MAIL ORDER DEPARTMENT CAN NOW DESPATCH MANY ITEMS SAME DAY, BUT PLEASE ALLOW UP TO 14 DAYS DELIVERY TIME IS SUBJECT TO CARRIAGE METHOD. IF ORDERING BY MAIL PLEASE INCLUDE CARRIAGE AND STATE YOUR DAYTIME TELEPHONE NUMBER. ALL PRODUCTS OVER £75.00 CARRIAGE FREE. PLEASE ALLOW TIME FOR PERSONAL CHEQUES TO CLEAR. PLEASE CALL BEFORE ORDERING AND FOR MORE INFORMATION

PLEASE TEL: 021 544 6767

RAYCOM COMMUNICATIONS SYSTEMS LTD.
INTERNATIONAL HOUSE, 963 WOLVERHAMPTON ROAD
OLDBURY WEST MIDLANDS B69 4RJ
Telephone 021 544 6767. Fax 544 7124. Telex 336483 Ident-G

RAYCOM gives you MORE PURCHASING POWER!

FOR FAST SERVICE PHONE IN YOUR ORDER WITH ANY MAJOR CREDIT CARD OR IN MOST CASES WE CAN OFFER YOU INSTANT CREDIT OF UP TO £1,000.00 (SUBJECT TO STATUS RAYCOM ARE LICENSED CREDIT BROKERS, APR 29.8%. SUBJECT TO VARIATION, FREE CREDIT ON CERTAIN PRODUCTS AT LIST PRICES, 50% DEPOSIT AND SIX MONTHLY PAYMENTS. PLEASE TELEPHONE FOR MORE DETAILS AND APPLICATION FORMS.

NEWINFO — 0836 282228 available 5-9pm (weekdays only)



FOR THE BEST IN AMATEUR RADIO

THROUGH YOUR CONTINUOUS AND VALUED CUSTOM, RAY WITHERS COMMUNICATIONS LTD. HAS MOVED AND EXPANDED TO ENABLE US TO OFFER YOU EVEN BETTER SERVICE AND PRICES - STILL WITH THE RAYCOM GUARANTEE, BEST EQUIPMENT, BEST SERVICE, BEST PRICES, BEST BACK-UP, AND PLENTY OF PARKING FACILITIES AND EASIER TO GET TO! WE NOW BOAST THE BEST CENTRAL FACILITIES IN THE COUNTRY, WHY NOT POP ALONG AND SEE THE LATEST TRANSCEIVERS, SHORTWAVE/SCANNING RECEIVERS AND ACCESSORIES? MOST OTHER PRODUCTS ADVERTISED IN THIS MAGAZINE ARE AVAILABLE AT RAYCOM, AND DON'T FORGET OUR EXCLUSIVE PRODUCTS AND MODIFICATIONS!

HAM RADIO CONTENTS

TODAY

VOLUME 6 NO 10 OCTOBER 1988

Editor
 Dave Bobbett, G4IRQ
Technical Illustrator
 Jerry Fowler
Advertisement Manager
 Christopher Harris
Classified Sales Executive
 Evelyn Coombes

Published by:
 Argus Specialist
 Publications Ltd
Distributed by
 SM Distribution Ltd
Printed & bound by:
 Adlard & Son Ltd
 Dorking, Surrey and
 Letchworth, Herts
Design by
 ASP Design Studio
**Editorial and Advertising
 address:**
 Ham Radio Today
 ASP Ltd
 1 Golden Square
 London W1R 3AB
 Tel: 01 437 0626

*(please mark your letter for the
 appropriate department)*

Subscriptions and back issues:
 Ham Radio Today Subscription Dept,
 Infonet Ltd, 5 River Park Estate,
 Berkhamsted, Herts HP4 1HL
 Tel: (04427) 76661/4
Subscription rates:
 UK £15.60, Europe £20.10,
 Middle East £20.30, USA \$30,
 Far East £22.00, Rest of World
 £20.60. Airmail rates on request.
USA Subscription Agent:
 Wise Owl Worldwide Publications,
 4314 West 238th Street,
 Torrance CA90505

ARGUS
 PRESS
 GROUP

Member of the
 Audit Bureau
 of Circulation



Ham Radio Today is normally published on the first Friday in the month preceding cover date. The contents of this publication including all articles, designs, plans, drawings and programs and all copyright and other intellectual property rights therein belong to Argus Specialist Publications Limited. All rights conferred by the Law of Copyright and other intellectual property rights and by virtue of international copyright conventions are specifically reserved to Argus Specialist Publications Limited and any reproduction requires the prior consent of the Company © 1988 Argus Specialist Publications Ltd. All reasonable care is taken in the preparation of the magazine contents, but the publishers cannot be held legally responsible for errors. Where mistakes do occur, a correction will normally be published as soon as possible afterwards. All prices and data contained in advertisements are accepted by us in good faith as correct at the time of going to press. Neither the advertisers nor the publishers can be held responsible, however, for any variations affecting price or availability which may occur after the publication has closed for press.

REGULAR COLUMNS

LETTERS	4
Airing your views on the airwaves	
RADIO TOMORROW	24
Our daily diary of on-going goings-on!	
QRZ	27
HF DXers one-stop info-shop	
METREWAVE	33
Range and bearings without a computer	
MORSE FORUM	40
A look at the world of dots and dashes	

FEATURES

THE CONGO EMERGENCY	6
An insight into emergency hamming	
RSGB NEC CONVENTION REPORT	13
A short roundup of the 75th Anniversary show	
PACKET RADIO PART 2	36
The painless way to packet comms	
RADIO PROPAGATION AND THE SUN PART 4	42
How meteors and comets fit into radio	

REVIEWS

ALL BRITISH NAVICO 2m MOBILE	19
A half-page "taster" ready for next month's full run down	
YAESU FT-4700 FIRST UK REVIEW	20
Forget the "previews" read our review!	
ICOM IC-32E	46
The latest dualband portable on test	

CONSTRUCTION

2M MODULAR MASTHEAD PRE-AMPLIFIER	14
Putting your gain where the aerial is!	

HAM RADIO TODAY SUBSCRIPTION FORM	12
FREE READERS ADVERTISEMENTS	50
RETAIL NETWORK	55
CLASSIFIED ADVERTISEMENTS	56
ADVERTISEMENT INDEX	58

LETTERS

Letter of The Month

Get Stuck In To Johns Stamp Collection!

Dear HRT, Thank You A few months ago you may recall running my (*Free Readers...*) advert, which was a request for new and used postage stamps. Well thanks to you and other radio magazines — the response has been overwhelming, with many amateurs from all corners of the world sending me stamps. I have received many letters from Hams asking if I want them to keep sending stamps — the answer to this question is a big Yes, we still need many more stamps if we are to buy a rig for our disabled friend.

After consulting my fiancée and other members of our household we've decided that we will continue to save and sort the stamps that come in, for as long as they continue — we can always use them to buy for others less fortunate. As mentioned earlier I've

received many, many letters from people asking how the project is progressing — it time and postage money was no barrier I would enjoy nothing more than to sit down and reply to each and every one. So I would be more than grateful if you could inform all readers that I'm still collecting and enjoying it, and wish to express my sincere thanks to all who have taken the time to help. Thank you also — for a most interesting magazine.

John Allsop, G4YDM

We're delighted to hear that the project is going so well — and it makes such a nice change to find somebody helping others. We'll be sending on our small contribution to the project in the shape of a £20 cheque. Readers who missed John's Free Ad and would like to participate should send their stamps to:

John Allsop, 30 Manor Park, Concord Village, District 11, Washington, Tyne & Wear NE37 2BT.

Are You Really Insured?

Dear HRT, I am writing to tell you about a subject that should be close to all radio enthusiasts, and that is insurance.

I saved up for two years to pay for a transceiver so that as soon as I passed my exam I could go onto the air. I spent my hard-earned cash on a TS940S in a non-working state, so off to Lowe Electronics it went for repair. About three weeks later it was returned working and looking like new — great I thought, now the next thing, get it insured. I popped into my building society who then arranged the best insurance policy for me, great — no worries.

Six weeks later I was burgled, my flat was torn apart and vandalised and my precious TS940S was gone. Next day I went to my building society to see if I was covered, yes they said, good I said — nothing to worry about. Two weeks later and after endless trips to and fro from my building society and the consumer advice centre I

RAE CLASSES 88 — 89

BRISTOL

W Bristol Adult Education Area, Stoke Lodge, Shirehampton Road, Stoke Bishop, Bristol

Course Tutor: B E Carr, G4UHQ. Details from Anne Mitchell on Bristol (0272) 683112.

CLACTON

Clacton Adult Education Centre Green Lodge 180 Old Road Clacton on Sea Essex

Course Tutor: Jeff Harris, G3LWM Contact: Clacton on Sea 424151

FARNBOROUGH

South Farnborough Centre, Wavell School, Lynchford Road, Farnborough

Contact: Sally Rogers on (0252) 26096 from 5th September.

GUILDFORD

Guildford College of Technology, Stoke Park, Guildford, Surrey

Contact: Brian Purse, G1RNV during normal college hours for further details on (0483) 31251.

RAE Course starts 26th Sept each Wednesday from 7 to 9pm for the May '89 RAE. Morse Course starts 26th Sept each Monday 7 to 9pm.

Fee: Each course costs £36.60p Reduced fees available.

RAE Course Enrolment begins during week commencing 12th Sept. Course Tutor available for specific questions on Wed 14th Sept

RAE Course and Morse Course RAE course commences Thursday 22nd Sept, Morse course starts Mon 19th Sept. Contact: Sally Rogers on (0252) 26096 from 5th September.

RAE Course starts 12th Sept each Monday from 6.30 to 8.30 for May '89 RAE. Enrolment on 5th & 6th Sept 2 till 4 & 6 till 8pm.

HARWICH

Harwich Centre, Adult & Youth Education, Main Road, Dovercourt, Essex

Course Tutor: Jeff Harris, G3LWM Contact: Harwich 2467

LONDON — HENDON

Hendon College, Corner Mead, Grahame Park, Colindale, London NW9 5RA

Course Tutor: Tony Essex Contact: 01 200 8300 (for enrolment).

LONDON — ILFORD

Barking R & E Soc.

commencing September.

Contact: Paul Greener, G4ULK on 01 553 1172 or QTHR.

MANCHESTER

Reddish Vale Evening Centre, Reddish Vale Road, Stockport, Cheshire SK5 7HD




Course Tutor: Dave Wood, G4UJD Contact: G4UJD on 061 480 9157 (available most evenings).

RAE Course Enrolment on Sat 10th Sept & also Mon 12th to Wed 14th Sept Tutor available for specific questions on Sat 10th Sept.

RAE Course Course runs Tuesdays from 7.30 to 9.30pm.

RAE Classes & Morse Classes Every Monday at 7.30pm

RAE Course and Morse Course Enrolment takes place on 19th, 20th and 22nd Sept between 7 and 9pm.



eventually found out that I wasn't insured. In money terms I had lost about £5,500.

All I can say is the following, if you love your gear as much as I did then get it insured and make sure it is insured. You have been warned by my experience.

Shaun Imms, Birmingham

A sobering tale indeed, and something of an indictment of the so-called professionals who obviously didn't take the time to properly cater for the insurance needs of their customer. I can only echo Shauns advice and urge operators to make very sure that their gear is adequately insured - as equipment becomes smaller and lighter it also becomes increasingly liftable and more expensive to replace. - G4IRQ

Where's the Microscope?

Dear HRT, With reference to the article in the July issue of HRT '2M Repeater Utility for the BBC Micro' may I plead with you that future similar articles, which include a listing, should be set in normal size type. I had to resort to a watchmaker's eyeglass to decipher the programme. Even better would be to offer for sale a copy of the program on disc or tape.

You will perhaps be aware that the age distribution for radio amateurs shows a preponderance of members in the older age groups and sight does tend to become less acute as the years take their toll.

I have one minor criticism of John Beaumonts program; I suggest it would be improved by including an extra option 'EXIT' in the Menu, to restore the normal operating system after using the utility. (The normal 'BREAK' is disabled and it is necessary to use 'CTRL/BREAK' or switch of to allow an alternative program to be loaded.)

I took up computing as a hobby in retirement and this year have taken the Amateur Radio Examination as I hope

to explore RTTY applications, etc. I hope you will publish further articles covering such applications.

S H Sheppard, Stoke-by-Nayland

Fair comment Mr Sheppard, we must admit that the listing was a bit of an 'eye-sore' in both senses of the word, in future we will endeavour to make the listings clearer. As for making programs such as these available on cassette or disc we will certainly consider the possibility if there is sufficient demand from our readers, and needless to say we would also welcome software contributions of a ham radio nature for any popular home micro. - G4IRQ

Offering a Helping Fist!

Dear HRT, I have just recieved my copy of HRT, August edition, and I read with interest the letter from Mr A M W Cattle (Outsiders View).

If you would be kind enough to pass my name, address, phone no. etc on to Mr Cattle, I would be only too happy to try to help him. I am at present helping some ham friends of mine to study for their CW test, and I have made up a couple of units for individual CW tuition which I think Mr Cattle might find useful.

I should like to offer my little contribution to the hobby by actively encouraging new blood.

Many thanks for a super mag.
Brian Wells, G0JEZ

I'm sure that your kind offer of help will be greatly appreciated Brian and trust that you won't mind us printing your phone number just in case your aren't QTHR - the number is (0705) 813130.

Nowhere Nicer than Norwich

Dear HRT, I fully endorse your reply to A M W Cattle (August issue). I recently moved to Norfolk and one of my first evenings out was to the Norwich Amateur Radio Club, which meets in the Red Roofs Club, Fifers Lane, Norwich. (Not that this is a plug! - Ed)

I was made more welcome there than at any other club that I have visited. Everybody went out of their way to talk to me and find out who I was and what my interests were. On my second visit, the following week, we chatted about my inability to learn morse so far. Sheila, G7AJY and her husband Terry offered me a computer, data recorder etc. to learn with and Geoff, G4ODC who does the RSGB morse broadcast locally, offered his help along with everybody else in the group.

You can do no better than to join a good club. So as I think I have, I will take this opportunity to thank them for making me welcome and suggest that everyone should take the first step as I did - its worth it.

Ken Walker, Norwich

LETTER OF THE MONTH

Dear HRT, I was astonished by Martyn Bolts letter proposing the next AGM of the RSGB should be held in Cleckheaton Town Hall. I had no idea Cleckheaton was the centre of the UK!

The RSGB should, however, consider my locality (Breacn, Powys). Not only would Bwlch Village Hall be much cheaper to hire than Cleckheaton

Town Hall, but it has the additional advantage of being right on the middle of nowhere. But, beware, once the participants have tasted local hospitality they won't want to go anywhere else and AGMs will be held monthly!

Bruce Carter, GW8AAG

OK - Bwlch Village Hall it is then. We'll be sending you the £10 as a booking deposit!

The Congo Emergency

It must be every radio amateur's dream to be involved in a real-life drama that necessitates the operation of his or her station in passing

generally known was that the Belgians, unlike Britain, had at that time been making very little provision for any kind of smooth transfer of power

did come, it happened so fast that many people in the Congo were caught completely unawares and a political vacuum was created which, in a very short time, involved the Great Powers and required the intervention of United Nations forces to try and bring some order out of the chaos which resulted.

E. Pavely (G3GWD) remembers how radio hams played a vital role in the 1960 Congo crisis.

emergency messages in time of crisis. Ample examples of this have appeared from time to time in the media and the most recent disaster to hit the headlines in which amateurs participated to quite a large extent was the Mexico City earthquake.

One event, however, in which I was very actively involved, occurred in July 1960 and the story of this communications network has until now never been properly revealed. Many radio hams in the newly-formed Congo Republic risked their lives and in many cases those of their families in passing emergency traffic to the outside world. To quote a famous politician's phrase 'the wind of change' had in the 1950's started to sweep across Africa. Whether this was a good or bad development future historians will have to decide but to people living and working in neighbouring countries and territories to the then Belgian Congo nothing much had changed very much. The Belgians appeared to be very firmly in control in their only colonial possession and normal amateur communications were possible with the many OQ5 stations who were active in the Congo.


The Congo (or Zaire as it is now known) covers a vast area of central Africa stretching from the mouth of the Congo river on the West African coast, south to Angola and Zambia and east to the borders of Uganda and Tanzania — something like 918,000 square miles of generally very inhospitable country.

Unfortunately what was not

for the time when they were to eventually relinquish control of their African territory. When the change

The specific reason why this story has not been told earlier are quite complicated but some of these should become apparent as the story unfolds. In June 1960, Belgium suddenly withdrew control from its main





"Robbie" Robson — This is the biggest thing I've been involved in, he said.

HECTIC WEEK FOR the HAMS

By NATION Reporter

DURING the height of the Congo troubles last weekend, radio amateurs in East Africa broke every rule and regulation in the book by sending messages without official permission — and at one stage, as desperate messages flooded the air, a Nairobi Post Office official drew attention to the fact that at least one of the hundreds of messages could and should have been routed by telephone.

That incident—described by the Patron of The Radio Society of East Africa, "Robbie" Robson, as "the last straw" — reflects the anomalous situation in which the "hams" find themselves when disaster strikes and their services are urgently needed.

All 100 members of the Society played an important part last week in maintaining vital communications between the Belgian Congo and the rest of the world.

They have gone without sleep, taken hasty and unsatisfactory meals with only their radios for company—and in doing so they risked losing their precious licenses.

When official communications break down in an emergency, the only other method available is the radio amateur, who must get permission before broadcasting a commercial message.

Problem

Red tape is invariably a problem but unnecessary delays occur when the emergency crops up after Post Office hours. There is no one available to give the "go ahead" and one complaint from an amateur that he would immediately contact the Governor was met with the reply "You do that."

"The Congo tragedy is the biggest thing I have been involved in with amateur radio and it underlines the need for official recognition by the Government here—as in the case in Britain, America and other countries," 88-year-old "Robbie" said.

"Communications are always subject to interference during disasters and the only thing left is amateur radio. We in East Africa are already re-wiring our equipment and re-conditioning old generators so that if anything happens here we will be able to do something about it."

Throughout the week "Robbie" and many others battled with a "jamming" signal on the 40-metre radio band which is, or should be, exclusive to amateurs.

Distraught

At the same time, telephones broke down and in "Robbie's" case dozens of distraught Belgian refugees arrived on his doorstep anxiously inquiring for information of stranded relatives. "I doubt if there is an amateur in the whole of Kenya who would not agree that it was a pretty hectic," said "Robbie."

"But the worst experience I had was with the French idiom. An amateur passed a message that several hundred women and children had been trapped in a building surrounded by natives who had cut off their legs."

"I was nearly sick on the spot until I realised that the expression 'cut off their legs' meant something like the English expression 'you could have knocked me down with a feather.'"

colonial territory in Africa, the Congo (now Zaire). A local government was hastily installed but this soon lost control in the wake of a mutiny by the Congolese army. The events which followed and the political repercussions which arose as a result of the Belgian action have no place in this discussion but suffice it to say that many communities such as mission stations, schools and hospitals found themselves completely cut off in very remote parts of the territory. Because of the communication difficulties in this part of Africa many of these communities had always relied upon amateur radio as a means of keeping in touch with other areas and so it was

that at this particular time their 'rigs' literally became life-savers overnight.

By coincidence, amateurs in the neighbouring British territories of Kenya, Uganda and Tanganyika (now Tanzania) were already pretty well organised in the art of message handling by virtue of the fact that each Easter the then Radio Society of East Africa organised a communications network to enable the officials of the Safari motor rally (now the Kenya Safari) to log the progress of the competitors around the 3,000 mile circuit. Let it be said now that, each Easter, the East African hams had a special, if not unique, dispensation from the licensing authorities to use their equipment for this purpose, but only for the duration of the competition.

Amateurs in East Africa began monitoring calls for assistance from the Congo during the weekend of 8/9th July 1960, mainly on 7MHz. This caused a problem as the terms of the licence precluded the passing of messages to third parties. However due to the frantic nature of many of the messages received from 905 stations, a leading amateur in Nairobi, Robby Robson VQ4ERR (sadly no longer with us) got in touch with the Postmaster General of East Africa at his private house and obtained permission for us to handle emergency traffic straight away in view of the gravity of the situation. Thus there swung into action probably, at least up until that time, the largest international amateur emergency network to have taken place.

Many of the 905 amateurs had only fairly low powered rigs which, in a lot of cases, were operating on

battery or generator power and much of the equipment was, in any case, home-brewed. Thus many of the distress messages calling for medical aid for refugees and information about families trapped in the turmoil had to be relayed to the rescue authorities outside the Congo. In this connection a necessity existed for direct long distance communications with Europe for the clearance of situation reports and this was accomplished mainly on 14MHz by the net organised by the Radio Society of East Africa. Later in the operation, a need developed for rapid communications with the United Kingdom authorities with regard to British Aircraft movements and British Commonwealth citizens still in the Congo. Much traffic was passed on behalf of the International Red Cross who organised refugee centres in Uganda and Kenya and other neighbouring territories.

An important link was established with several stations in the USA who handled messages on behalf of American missionaries trapped in various locations of the Congo. Something like 2,000 messages

MEMBER STATION
457

ROYAL SIGNALS AMATEUR RADIO SOCIETY

MIKE PAVELY

G3GWD

Ex. VQ4CW VQ5CW R.S.G.B.

25 Whitmore Road
Beckenham Kent BR3 3NU
Tel. 01-650 3163



THE NATION DID NOT DARE print this picture last week. It was taken by staff man Mike Harris when he was in Stanleyville and it shows three Belgians who were operating a clandestine ham radio station there. We decided not to publish the picture because it might get back to Stanleyville and lead to their arrest. But yesterday it was learned they had already been arrested and deported.

were passed by the amateur network in East Africa during the period of the crisis which lasted from 9th-28th July 1960. At that time of course SSB was in its infancy as far as amateurs were concerned so the vast majority of traffic was passed by AM with a few CW links in various places. One

Nairobi station was equipped with SSB equipment which was used for some of the more urgent messages transmitted to Europe and the USA.

Quite a few hams in East Africa had commercial transmitters such as the KW Vanguard (of blessed memory) but again much equipment was

home-brewed with most receivers being of WW2 vintage ie. HROs, AR88s etc very often suitably modified to bring them up to date. As was mentioned earlier, many people in the Congo risked their lives (and some were not so lucky) to maintain the communications network and one very brave lady pilot from Nairobi flew any number of missions in a light aircraft into the Congo to take in supplies and bring out refugees. Press coverage in Nairobi at the time was very extensive with great tributes paid to the amateur involvement in the crisis, and although this particular story in the early troubled history of what is now the Republic of Zaire was covered by the world press generally it is fair to say that the efforts of Radio Amateurs went unrecognised in the outside world.

E. Pavely, G3GWD, has requested that our normal contributors fee should be sent to the Save the Children Fund in recognition of their excellent work in Africa. Readers may wish to know that the Save the Children Fund is located at Mary Datchelor House, 17 Grove Lane, London SE7.



SPECTRUM COMMUNICATIONS MANUFACTURERS OF RADIO EQUIPMENT AND KITS

CONVERTERS & TRANSVERTERS

RECEIVE CONVERTERS 4 or 6m antenna input, 10 or 2m i.f., variable gain 0-26dB, n.f. less than 3.5dB. Buffered local oscillator output, types RC4-10, RC4-2, RC6-10 and RC6-2. PCB kit £17.25, PCB built and tested £24.50, boxed kit £29.25, boxed, built and tested £41.00.

TRANSMIT CONVERTERS 4 or 6m variable power 80mW to 2.5W, 2m or 10m drive 10mW to 100mW. Local oscillator input matches receive converters. Types TC4-10H, TC4-2H, TC6-10H, TC6-2H. PCB kit £27.50, PCB built and tested £37.75, Boxed kit £39.50, boxed, built and tested £53.00.

TRANSCIVE CONVERTERS. Single board version of receive converter and 500mW transmit converter. 10m drive 25mW to 500mW. Types TRC4-10 and TRC6-10. PCB kit £39.00, PCB built and tested £54.00, boxed kit £54.00, boxed, built and tested £83.25.

TRANSCIVE CONVERTERS. Separate receive converter and 2.5W transmit converter in a single boxed unit, 2m or 10m drive 10mW to 100mW only, requires r.f. sensing switch and attenuator for use with 2.5W sm rigs. Types TRX4-10H, TRX4-2H, TRX6-10H and TRX6-2H. Boxed kit £60.00, boxed and built £99.50.

TRANSCIVE CONVERTERS As above but including an interface providing RF sensing attenuation and PTT switching. ½W-5W 2M drive. Types TRX4-2i and TRX6-2i. Boxed kit £68.00, boxed and built £115.00.

RECEIVE PREAMPS

2, 4, 6, or 10 metres RF switched and DC sensing, 100W transmit handling power, gain 0-20dB adjustable by panel control, NF 1dB on 2M, 2dB on 4 & 6M, 3.5dB on 10M, 13.5V negative ground operation. Excellent performance at a reasonable price. Well made attractive boxed unit 77 x 70 x 39mm, an asset to any Ham shack. Types RP2S, RP4S, RP6S, & RP10S. PCB KIT £14.75, PCB BUILT £22.25, BOXED KIT £25, BOXED BUILT & TESTED £35.50.



VAT & p&p inc. prices. Delivery within 14 days subject to availability.
24 hour answering service.

FM CONVERSIONS

FOR YAESU & KENWOOD TRANSCEIVERS
FD311X & FM2000 for FT101, 101B, 101E, 101Z, 101ZD, 901, 902, 107, 107M, 77S, 77, 707, 200, 250, 7B, all £71.

FD311X & FM3000 for TS120V, 120S, 130V, 130S, 520, 520SE, 530, 830, 930, all £81.

State rig type when ordering.

CB to 10m

**CB TO 10 FM CONVERSION BOARDS - THE FIRST COMMERCIAL-
LY AVAILABLE,** suits all UK FM CB rigs to give 29.31 to 29.70MHz. Size only 63 x 40 x 13mm. Built and aligned board SC29 £18.50. Or send your rig and we'll fit it. £31.50 inc. return P&P for mobiles. £35 inc. for base rigs.

MULTIMODE CB CONVERSIONS, send your 120 channel rig and we'll convert it to give 28.01 to 29.70MHz in straight sequences without gaps. Colt 1200DX, Cobra 148, Hy Gain 5, Multimode 2, Major M360, Tristar 747 & 777, Super Star 360, Concorde, etc. £62 inc. return P&P. Jumbo or Colt Excalibur 1200, £65. 80 Channel rigs such as Stalker 9 or Major M588 are modified to give 28.31 to 29.70MHz in straight sequence without gaps, £55.00 inc. return P&P. 200 Channel in 4 bands of 50 are converted to give 28.00 to 30.00MHz or 28.00 to 29.70MHz as required. Super Hy Gain 5, Lafayette 1800, Super Star 2000. £45.00 inc. return P&P. Nato 2000 £62.50, Super Star 2000-5 x 40CH £70. Colt 1600, 4 x 40CH, £65.50.

SHOP TIMES: 9am-1pm & 2pm-5pm TUES.-FRI.
9am-1pm & 2pm-4pm SAT.
CLOSED SUNDAY & MONDAY.



UNIT B6 MARABOUT INDUSTRIAL ESTATE, DORCHESTER, DORSET. TEL: 0305 62250

Bredhurst
electronics

**SITUATED AT SOUTHERN END OF M23
EASY ACCESS TO M25 AND SOUTH LONDON
WE ALWAYS STOCK A GOOD SELECTION
OF FREQUENCY REFERENCE BOOKS**

HF RECEIVERS	£ (c&p)
Low	HF 125 375.00 (—)
Icom	IC R71 825.00 (—)
Kenwood	R2000 595.00 (—)
Kenwood	VC10 VHF Converter 161.94 (—)
Kenwood	R5000 855.00 (—)
Yaesu	FRG 8800 639.00 (—)
Yaesu	FRV 8800 VHF Converter 100.00 (—)

HF TRANSCEIVERS	£ (c&p)
Kenwood	TS 940S 1995.00 (—)
Kenwood	TS 930S 1695.00 (—)
Kenwood	TS 440S 1138.81 (—)
Kenwood	TS 140S 862.00 (—)
Yaesu	FT 747GX 659.00 (—)
Yaesu	FT 980 1795.00 (—)
Yaesu	FT 757GX II 969.00 (—)
Yaesu	FT 767GX 1550.00 (—)
Icom	IC 715 949.00 (—)
Icom	IC 751A 1465.00 (—)

ANTENNA TUNER UNITS	£ (c&p)
Yaesu	FRT 7700 Short wave listening 59.00 (2.00)
Yaesu	FC 757AT 349.00 (—)
Kenwood	AR 2002 208.67 (2.50)
Kenwood	AT 250 auto 366.00 (—)

Featured transceiver Yaesu FT 747GX



LOW COST,
HIGH QUALITY,
HF MOBILE

£659.00

VHF HANDHELD RECEIVERS	£ (c&p)
Signal	R537S "Airband" 69.51 (2.00)
Sony	Air 7 249.00 (—)
Sony	PRO-80 Receiver A.M./F.M./SSB 115KHz-223 MHz 349.00 (—)

VHF SCANNING RECEIVERS	£ (c&p)
Icom	IC R7000 957.00 (—)
Yaesu	FRG 9600M 60-950 MHz 509.00 (—)
AOR	AR 2002 487.00 (—)
Sjgnal	R535 "Airband" 249.00 (—)

2M TRANSCEIVERS	£ (c&p)
Kenwood	TH 205E Handheld 215.26 (—)
Kenwood	TH 215E Handheld 252.13 (—)
Kenwood	TH 21E Handheld 189.00 (—)
Kenwood	TR 751E 25w multimode 599.00 (—)
Kenwood	TS 711E base station 940.00 (—)
Kenwood	TM 221ES 45w FM Mobile 317.30 (—)
Kenwood	TH-25E Handheld 258.00 (—)
Yaesu	FT 211RH 45w FM Mobile 309.00 (—)
Yaesu	FT 290RII Multimode 429.00 (—)
Yaesu	FT 23R Handheld + FNB10 254.50 (—)
Icom	IC 2E Handheld 225.00 (—)
Icom	IC 02E Handheld 269.00 (—)
Icom	IC 28E 25w mobile 359.00 (—)
Icom	IC 275E base station inc. P.S.U. 1039.00 (—)
Icom	IC 3200E 2M/70cm FM mobile 556.00 (—)
Icom	Micro 2 Handheld 239.00 (—)

70cm TRANSCEIVERS	£ (c&p)
Kenwood	TH 41E Handheld 218.00 (—)
Kenwood	TS 811E base station 1095.00 (—)
Kenwood	TH 405E Handheld 273.18 (—)
Kenwood	TH 415E Handheld 298.85 (—)
Yaesu	70cm module for FT 726R 349.00 (—)
Yaesu	FT 73R Handheld + FNB10 274.50 (—)
Icom	IC 04E Handheld 299.00 (—)
Icom	IC 475E base station inc. P.S.U. 1125.00 (—)
Icom	IC 48E FM Mobile 25w 449.00 (—)

STATION ACCESSORIES	£ (c&p)
MC 50	Desk Microphone 46.08 (2.00)
MC 60A	Desk Microphone with Pre-amp 88.22 (2.00)
MC 55	Mobile Microphone with Control Box 52.67 (1.00)
MC 35S	Hand Microphone 4 pin 21.72 (1.00)
MD 1B8	Base Microphone 79.00 (—)
MC 43S	up/down Hand Microphone 8 pin 22.22 (1.00)
CS 100	Mobile Speaker 13.50 (1.00)
LF 30A	Low Pass Filter 1kW 32.26 (2.00)
SP 40	Mobile Speaker 21.06 (1.00)
HS 7	Miniature Headphones 15.80 (1.00)
YH77	Light de Luxe Headphones 19.99 (1.00)
HS 5	Deluxe Headphones 37.54 (1.00)
AEA	PK 232 6 Mode Terminal Unit 269.95 (3.00)
VS 1	Voice Synthesizer Module 32.26 (1.00)
GC5	ICOM World Clock 43.00 (2.00)
CD600	CW and RTTY Dec-coder 215.14 (2.50)
KPC2	Kantronics Packet Communicator 159.00 (2.50)
Kent Morse	Key Kits 29.50 (2.50)
Kent Twin-paddle	Morse Key Kits 38.50 (2.50)

ANTENNA BITS	£ (c&p)
HI-Q Balun 1:1 5kW PEP 13.95 (1.00)	
Bricomm Balun 4:1 1kW 13.80 (1.00)	
Bricomm 7.1 MHz Epoxy Traps (pair) 10.95 (1.50)	
Self Amalgamating Tape 10M x 25mm 4.25 (0.75)	
T-piece polyprop Dipole centre 1.60 (0.25)	
Small ceramic egg insulators 0.65 (0.20)	
Large ceramic egg insulators 0.85 (0.20)	

CABLES ETC.	£ (c&p)
URM 67 low loss coax 50 ohm per metre 0.75 (0.25)	
UR 76 50 ohm coax dia. 5mm per metre 0.30 (0.10)	
UR 70 70 ohm coax per metre 0.35 (0.10)	
UR 95 50 ohm coax dia. 2.3mm per metre 0.40 (0.10)	
4mm Polyester Guy Rope (400kg) per metre 0.25 (0.10)	
50 metres 16 swg hard drawn copper wire 6.95 (2.00)	
75 ohm Twin Feeder Light Duty per metre 0.20 (0.10)	
300 ohm Slotted Ribbon Cable per metre 0.32 (0.10)	

ICOM **YAESU** *Mail Order & Retail.*

BREDHURST ELECTRONICS LTD.
High Street, Handross,
W. Sussex RH17 6BW (0444) 400786

TELEPHONE:
(0444) 400786

IF THE EQUIPMENT YOU REQUIRE IS NOT LISTED
PLEASE TELEPHONE FOR DETAILS.



GAREX ELECTRONICS

WEATHER SATELLITE SYSTEM

This is the genuine MICROWAVE METEOSAT system, 24 hour geostationary (prediction charts not required). Not to be confused with cheaper, computer add-on devices that normally utilise the VHF Satellites which are only usable for a few minutes at a time. Our complete plug in and go package requires no computer, no software, and can be up and running, including dish alignment within 10 minutes. Nothing more to buy: Dish, Microwave Receiver, Frame Store, 12" B/W Monitor AND ALL PLUGS & CABLES **£995.95** Expandable to include VHF Satellites and colour. Designed by Timestep Electronics, now supplied by Garex.

NEW NIMBUS system

The spectacular NIMBUS system For stunning animated views of weather events as they move across the globe, this is the COMPLETE GROUND STATION: dish, microwave receiver, RM Nimbus Microcomputer, colour (or B/W) monitor and ALL SOFTWARE, PLUGS AND CABLES. Yes everything! More wonders than we can describe in this space!!

Call or write for further details.

VHF SYSTEMS

VHF Active Antenna + 35m cable	£74.75
VHF 10 Channel Receiver	£155.25
Colour Frame Store (suits VHF & Microwave)	£454.25

SAE for full details and prices of other 'separates'

GAREX VHF RECEIVERS

The celebrated Timothy Edwards designs now owned & manufactured by GAREX.

- * A simple but versatile design capable of covering spot frequencies in the range 25-200MHz.
- * Excellent sensitivity (typically better than 0.4µV for 12dB SINAD).
- * Double superhet (10.7MHz and 455kHz IFs).
- * Choice of IF bandwidths from weather satellite to '12.5kHz' PMR standards.
- * The basic receiver is single channel crystal controlled. Multichannel options.
- * 2 watt audio output stage having a low quiescent current.
- * Size: 153 x 33mm Requires 10-14V DC supply.

PRICES:
Stock Versions: (fully assembled, aligned & tested boards) 6m, 4m, 2m & Weather Sat. **£49.95**
Complete cased versions & special options: details & prices on request. Crystals can be supplied if required; most popular 2 metre frequencies and the currently active Weather satellites are readily available. Crystal prices on request.
Mains power supply module **£15.50**

GAREX VHF PREAMPLIFIERS

- * Compact size: 34 x 9 x 15mm
- * Up to 26dB gain
- * Can be made for any frequency in the range 40-200MHz
- * 3dB bandwidth ±3MHz (at 145MHz)
- * Uses BF981 (0.7dB NF at 200MHz)
- * Input & output impedance 50 ohms
- * 1dB compression: +10dBm
- * Saturated output: +15dBm
- * Supply voltage 8-17V DC at 5-10mA

Stock Versions: (fully assembled, aligned & tested boards) 6m, 4m, 2m & Weather Sat. **£11.45**
Other versions: Prices & details on request.

- * **NEW HIGH PERFORMANCE 2 metre PRE-AMPLIFIER**
- * 3 Band-pass stages for improved selectivity
- * 16dB gain with 1dB NF
- * RF switched (fail-safe action): gas-filled relays

Assembled, tested p.c.b. **£42.50**
Boxed Version **£49.95**

Main Distributors for REVCO ELECTRONICS LTD.

Ask for details of the latest REVCO "Whippet" and "Kwikfit" antennas and solderless co-axial adaptors (see PW June 87).

Prices include UP P&P and 15% VAT
Ask for details of our Interest Free Credit

GAREX ELECTRONICS

HARROW HOUSE, AKEMAN STREET, TRING HP23 6AA
TEL: TRING (044282) 8580
and CHEDDINGTON (0296) 668684
Callers by appointment only



25th Anniversary Year 1963-1988

25th Anniversary Year 1963-1988

25th Anniversary Year 1963-1988

ICOM



NEW! IC-32E Dual Band VHF/UHF FM handportable

Features:

- Full cross band duplex operation.
- 20 Dual band memories.
- Scanning.
- Compatible with ICOM accessories.
- 5 Watt output with IC-BP7 nicad.
- Small size.
- Power saver circuit.

When are ICOM going to produce a dual band handportable? This has been the most asked question about new ICOM products for a long time. The IC-32E is the answer!

This exciting new handportable offers full cross-band duplex operation, and with a built-in duplexer allows single antenna operation. 3 Watt output is standard but with the BP7 high power nicad pack or external 13.8v, 5 Watts can be achieved on both bands. The IC-32E comes packed with features, such as the 20 memory channels which can store both a VHF and UHF frequency in one memory and also simplex duplex condition, offset direction and frequency.

There is a choice of five scanning functions, full programmed memory, memory band and priority. The die-cast frame gives a solid construction featuring rubber gaskets for splashproof operation. The IC-32E is supplied with VHF/UHF a dual band antenna, BP3 battery pack and wall charger.

Count on us!

BAND.

NEW! IC-3210E Dual Band FM Mobile



If you are newly licensed or just undecided about which band to operate first, then the new ICOM IC-3210 is just the answer. This dual band FM transceiver is ideally suited for the mobile operator. Transmit on one frequency and receive on the other and you're operating full duplex. It's just like talking on the telephone.

The simple and well laid-out front panel ensures quick and easy operation of all its many functions. A great convenience when driving. Optional accessories available are the UT40 tone squelch board, HS15 + SB mobile microphone and switch box, SP8 external speaker and PS45 AC power supply.

Features:

- Full crossband duplex.
- 20 double-spaced memory channels.
- Built-in duplexer.
- 2 call channels.
- 4 priority watch functions.
- Programmed, memory and selected band memory scan.
- Variable LCD backlight intensity.
- Tone squelch and pocket beep functions (optional).
- 25 watts out put.

Helpline: Telephone us free-of-charge on 0800 521145, Mon-Fri 09.00-13.00 and 14.00-17.30. This service is strictly for obtaining information about or ordering Icom equipment. We regret this cannot be used by dealers or for repair enquiries and parts orders, thank you.

Datapost: Despatch on same day whenever possible.

Access & Barclaycard: Telephone orders taken by our mail order dept, instant credit & interest-free H.P.



FOR AMATEURS

PROFESSIONALLY DESIGNED EQUIPMENT

R. N. Electronics
6 & 4m TRANSVERTERS
NEW

Additions to our range

ALL PRICES INCLUDE V.A.T.


- 144/50MHz TRANSVERTER
25w p.e.p. £179 + £4 p&p
- 28/50MHz TRANSVERTER
25w p.e.p. £199 + £4 p&p
- 144/70MHz TRANSVERTER
25w p.e.p. £239 + £4 p&p
- 144/70MHz TRANSVERTER
10w p.e.p. £199 + £4 p&p
- 28/70MHz TRANSVERTER
10w p.e.p. £199 + £4 p&p
 - 7dB ATTENUATOR
£22 + £2 p&p
- SWITCHED 10m RECEIVE
CONVERTER 2m I.F.
Ideal for crossband
£45 + £2 p&p
- RECEIVE CONVERTERS
2m, 4m, 6m, 10m
with 2m or 10m I.F.
£39 + £2 p&p

MARKET LEADERS IN 6 METER TRANSVERTERS

MADE IN ENGLAND

ANNOUNCING

A NEW DIMENSION IN 2m F.M. MOBILES



- ★ BRITISH BUILT
- ★ 5W or 25W
- ★ DUAL VFO
- ★ FULL REPEATER OPERATION

£247.25

INCL VAT + £4 P&P

- ★ FULL SCANNING VERSION

£299 INCL VAT + £4 P&P

NAVICO

DESIGNED FOR TODAY'S AMATEUR.
VARIABLE MOUNTING POSITION FOR
THE MODERN CAR. EASY TO USE YET
PROVIDING EVERY FEATURE NEEDED
FOR THE EXPERT OR BEGINNER.

AVAILABLE FIRST AT LEICESTER RALLY

FROM

R. N. Electronics

37 LONG RIDINGS AVE
HUTTON, BRENTWOOD
ESSEX CM13 1EE

FOR DETAILS:
0277 214406

HAM RADIO TODAY

**WISH YOU WERE
BETTER INFORMED?**



12 issues UK	£15.60
12 issues Europe	£20.10
12 issues Middle East	£20.30
12 issues Far East	£22.00
12 issues Rest of the World	£22.00
or USA	\$30.00

Air Mail Rates Given on Request

Send this form with your remittance to:
INFONET LTD., 5 River Park Estate,
Berkhamsted, Herts. HP4 1HL



Please begin my subscription(s) to **HAMRADIOTODAY** with the
I enclose my cheque/postal order for £..... made payable to Argus Specialist Publications Ltd.
or debit £..... from my Access/Barclaycard No. to issue.

valid from to

NAME (Mr/Mrs/Miss)

ADDRESS

Postcode

Signature

Date

Please use **BLOCK CAPITALS**
and include postcodes

SHOW REPORT



L to R: Christopher Harris (Hrt Ads Manager), Chris Lorek (G4HCL) and Mrs Whitfield, wife of Lowe MD, make the prize draw.

This year the RSGB celebrates its 75th Anniversary, and in keeping with this event held their biggest ever convention over a three day period at the National Exhibition Centre in Birmingham. This year the society was honoured by having the presence of His Royal Highness Prince Philip, Duke of Edinburgh, in attendance during the first day. After he performed the official opening ceremony, Prince Philip toured the main exhibition hall chatting to both exhibitors and radio amateurs. In the Lucas centre he visited the exhibition displaying 75 years of radio, ranging from the very earliest equipment to current digital radio techniques, indeed spending several minutes at the operational packet radio station. He then joined members of the RSGB together with international representatives for a 75th anniversary luncheon.

Student Licence

During this, the RSGB president introduced Victor Brand, G3JNB, who made a very interesting presentation on Project YEAR — Youth into Electronics via Amateur Radio. This is an entirely new initiative to create and develop, among young people, an interest in science,

engineering and electronics by introducing them to the hobby of amateur radio. One of the objectives is to establish, in conjunction with radio amateurs and the Department of Trade and Industry, an entirely new class of amateur licence, the 'Student Licence'. Although still at the discussion and formulation stage, the RSGB hope this will allow 4w DC power input to the final stage of the transmitter on the following bands and modes:

160m 50kHz segment, Phone/CW
80m 20kHz segment, CW only
30m 10kHz segment, CW only
10m, CW only
23cm, All mode, (under consideration)
3cm, All mode, (under consideration)

Future possibilities include the addition of segments in the 15m, 6m and 70cm bands.

As well as this, operation of a Class A or B amateur radio station under the direct supervision of the full licence holder may also be permitted.

Matters still to be resolved include the duration of the licence, any minimum age requirement, and whether crystal-controlled or VFO transmitter operation is to be allowed. However it is hoped that some form of licence, a 'stepping stone' to a Class A or B, will be available in 1989.

Bargain Hunt

Following the luncheon, the remainder of the show was rather uneventful in comparison, with none

of the interesting lecture streams that have been organised in previous years. Two barbecues taking place in the evenings were poorly attended, although the weather could have been to blame even though Hall 5 was the venue for the first 'indoor' barbecue (we still wonder how they defeated the fire sprinkler system!).

The vast majority of visitors came looking for bargains at the large trade show of course, having around 80 traders to choose from as well as various club and society stands. Goods on sale varied from £20,000 spectrum analysers (similar to those used by the HRT equipment review team) right down to PL259 coax connectors. A surprise from Navico, a newcomer to the amateur radio equipment field, in the shape of a modern British made 2m mobile selling for less than £300, this will be reviewed in next months HRT.

At the show the 'Big Three' UK dealers (SMC, Lowe, and Icom) respectively launched the FT4700 mobile dual-band transceiver, the JST135 HF transceiver, and the IC32E dual band duplex portable, needless to say all three are the subject of current HRT reviews!

The HRT team were in full force on stand C15, and we thank you for all your kind comments regarding the magazine, a record number of subscriptions being taken. The HRT Packet Radio station was operational on our stand monitoring the NEC packet mailbox as well as other special stations, and our free prize raffle was very popular. The first prize of a HF125 all-mode HF receiver went to Mr J. Powell of Stockport, the second prize of a KAM all-mode packet terminal unit went to Mr D. Walker of Newthorpe, and the third prize of a £20 book token went to Mr E. Gough of Matlock.


In common with many other visitors we departed exhausted but happy, see you there next year!



We had to get up early to get this shot — the HRT stand before the hoards descended (in the nicest possible way of course!).

Modular Masthead

PRE-AMP



Over the years the benefits of mast-head pre-amps have been increasingly recognised by radio amateurs. Not only do they compensate for less than wonderful front-ends but they are also a boom

base station version would already be present in the form of the vehicle electrical system. One other point to be noted with this design is that, unlike some circuits, it is inherently fail safe. This will no doubt bring a

Interested in a 2m mast-head pre-amplifier? Then why not build this modular design by Brian Pallett, G3VML.

to those who must live with long VHF cable runs. Many designs have appeared for similar projects before but what makes this one a little different is that the use of Plessey SL560C integrated circuits for the amplifier stages results in an easily reproducible design — especially so when combined with straightforward PCB layouts.

Although this pre-amp has been designed primarily for masthead operation, it would also be quite easy to adapt the design for mobile use if required. Switching techniques would remain the same, except of course that the outboard 12v power supply needed in the

sigh of relief from those people who have been unfortunate enough to suffer from designs which specialise in having their MOSFETS blown out every time the operator forgets to power up the pre-amp or pre-amp/linear *before* going to transmit!

Project Overview

Power for the pre-amp is derived from a 12v DC feed supplied at the transceiver end of the station which is fed up the coaxial cable to the mast-head pre-amp module where it is used to power both the pre-amp and the RF sensor modules. Upon detection of RF from

the transmitter, the RF sensor circuit switches out the pre-amp module and returns to the 'pre-amp in' status when the RF signal is removed. The two relays concerned are normally in the energised state except when transmitting and thus should there be a power failure on the 12v line they will switch to their resting positions, so bypassing (and protecting) the receive pre-amp. Obviously there will be a slightly higher current overhead as a result of using this system because the relays have to be energised to bring the pre-amp into circuit. However the fail-safe advantages, and a general reluctance to shin up the mast every time the pre-amp is blown up, clearly outweighs the current consumption limitations.

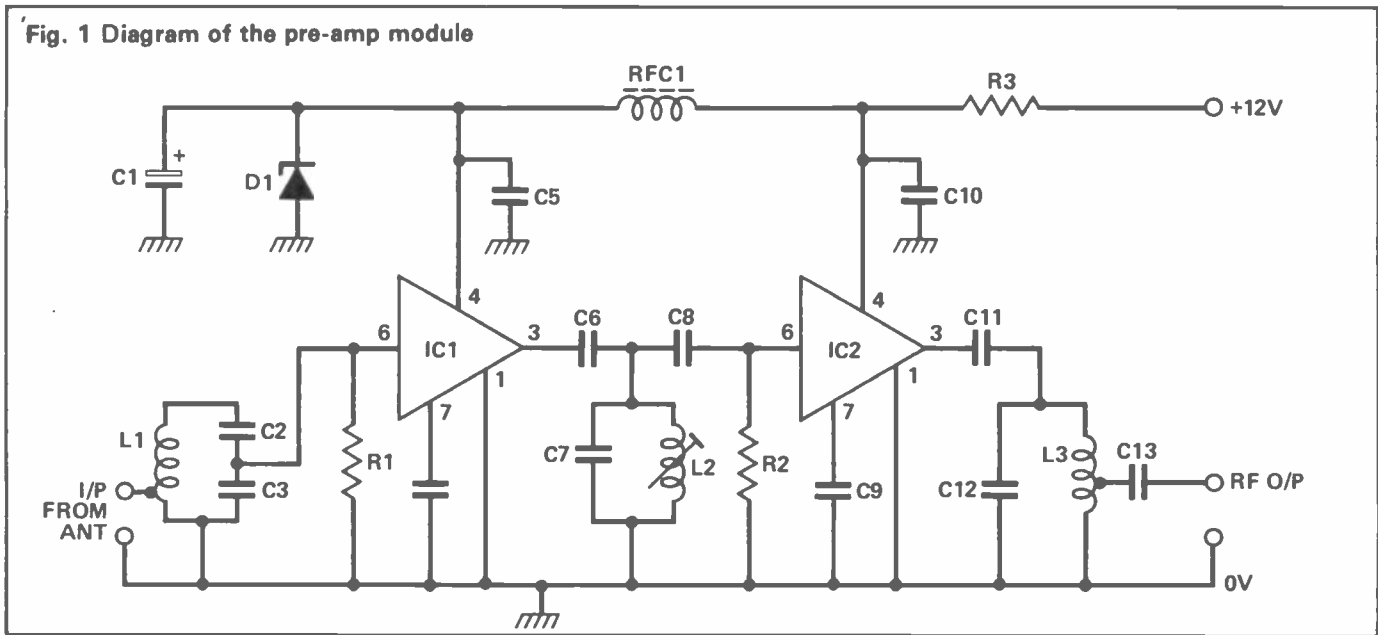
The third and final part of the project consists of the power unit interface, the purpose of which is simply to convey the 12v DC operating voltage up the coax cable, using the outer braid and inner conductor, with the minimum effect on matching between the coax and the rig. Although the full project consists of the pre-amp module, RF sensor/switching module and the power unit interface (the source of the 12v DC being either the shack PSU or the car electrical system in a mobile version) the pre-amp could be built without the switching module for a mast head receive-only system.

As constructed here, the aerial pre-amp has a small signal gain of approximately 20dB and offers a frequency response of plus or minus 1dB measured relative to a centre frequency of 145MHz.

Pre-Amp Circuit


The pre-amp circuit (see Fig. 1) takes its input from the antenna line via the tuned circuit consisting of L1 and C2/C3. The antenna is matched into the tuned circuit by means of a tap one turn from the cold (ie earthy) side of L1 and so

Fig. 1 Diagram of the pre-amp module



provides an impedance match close to the target of 50ohms. The signal is taken from the junction of C2 and C3 and fed to the input of IC1, an SL560C RF amplifier chip which amplifies the signal and passes it to the next stage of RF amplification provided by IC2, also an SL560C. Although the circuit is essentially a cascade design there is a parallel tuned acceptance circuit formed by C6, C7, C8 and L2 which is located between the two chips and can be adjusted to the mid-point of the 2m band.


The signal output from IC2 is fed to a parallel tuned circuit formed by C12 and L3 via C11. As with the pre-amp input circuit the coil is tapped one turn up from the earthy end so as to provide a 50ohm load impedance to the following equipment, DC decoupling of the 12v supply being provided by C13. Power to the SL560 amplifier chips is provided via the current limiting resistor R3 and is stabilised by means of the 6v8 zener diode D1. The component overlay and PCB foil pattern for this module are shown in Fig. 2 and Fig. 3.



"... Never had any matching problems ..."

RF Sensor Module

As has been explained earlier, the function of this part of the project (see Fig. 4) is to ensure that the pre-amp module is switched out of circuit when RF appears at its input. When RF is detected and it is in excess of the threshold set by R4 (0.5W in this case) the board switches relays RLB and RLC to the



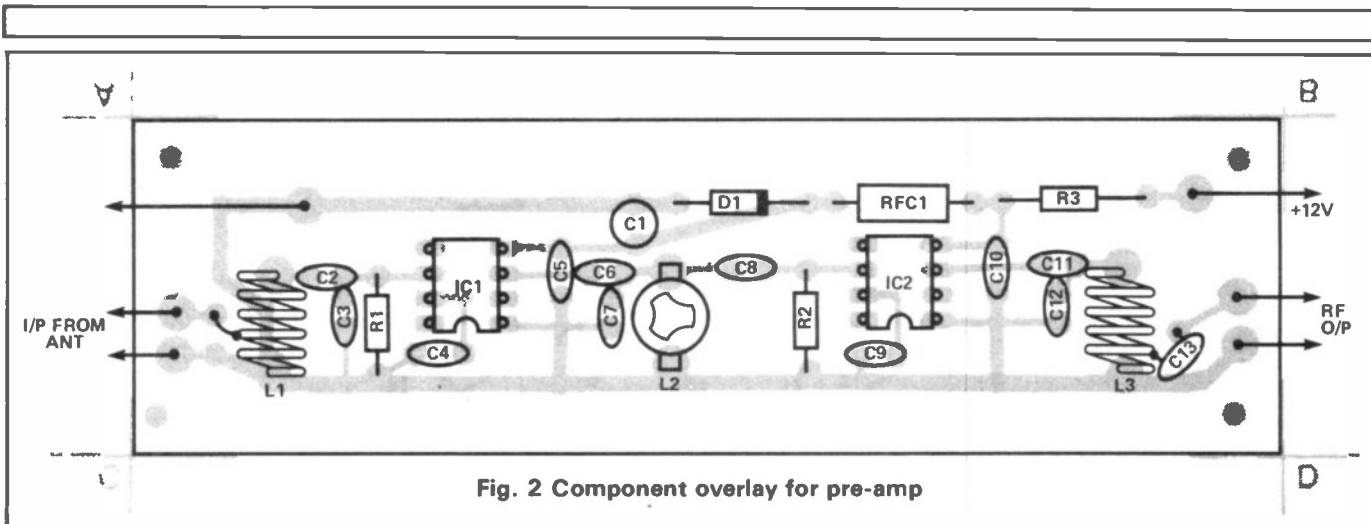


Fig. 2 Component overlay for pre-amp

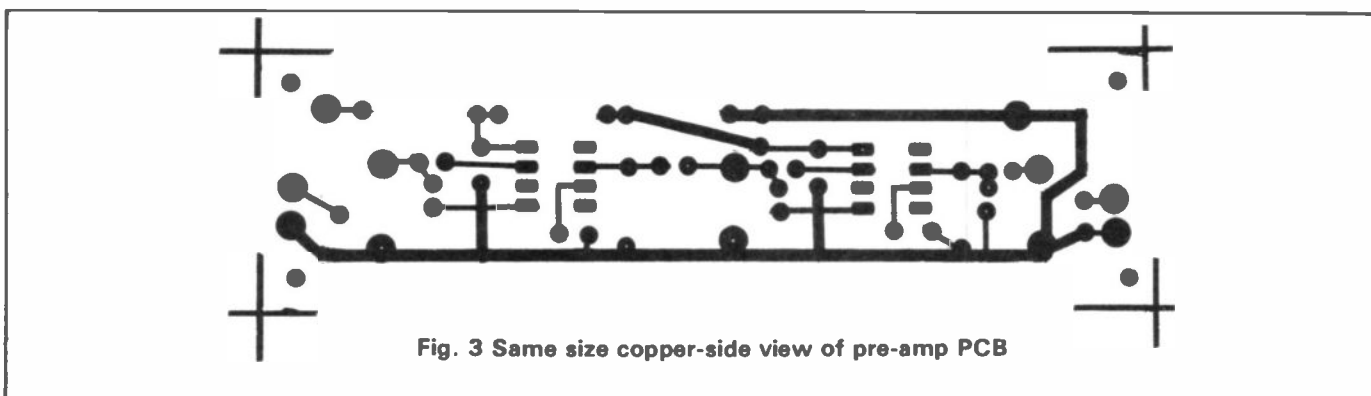


Fig. 3 Same size copper-side view of pre-amp PCB

'straight through' position. On transmit the RF carrier is applied to the junction of C14 and the RF choke RFC2 from the inner conductor of the coaxial feeder, the latter component serving to decouple any RF which may appear on the positive supply rails feeding the modules. As with the pre-amp module, the RF decoupling components on the positive supply could

be omitted and the system 'hard-wired' for use on receive only installations.

The RF carrier is detected by diodes D2 and D3, the resulting voltage being developed across C13 and the base of Q1 — a BC109. The forward voltage biases Q1 into conduction and as a result energises the relay RLA, diode D4 protects the transistor from back EMF effects

and D5 fulfils the same function for the relay contacts A1. By means of RLA the RF changes over the relays RLB and RLC on the pre-amp board from their normally energised state (in the absence of RF) to their de-energised state, thus bypassing — and protecting — the pre-amp components. Should the +12V supply to the system fail, RLB and RLC will become de-energised and

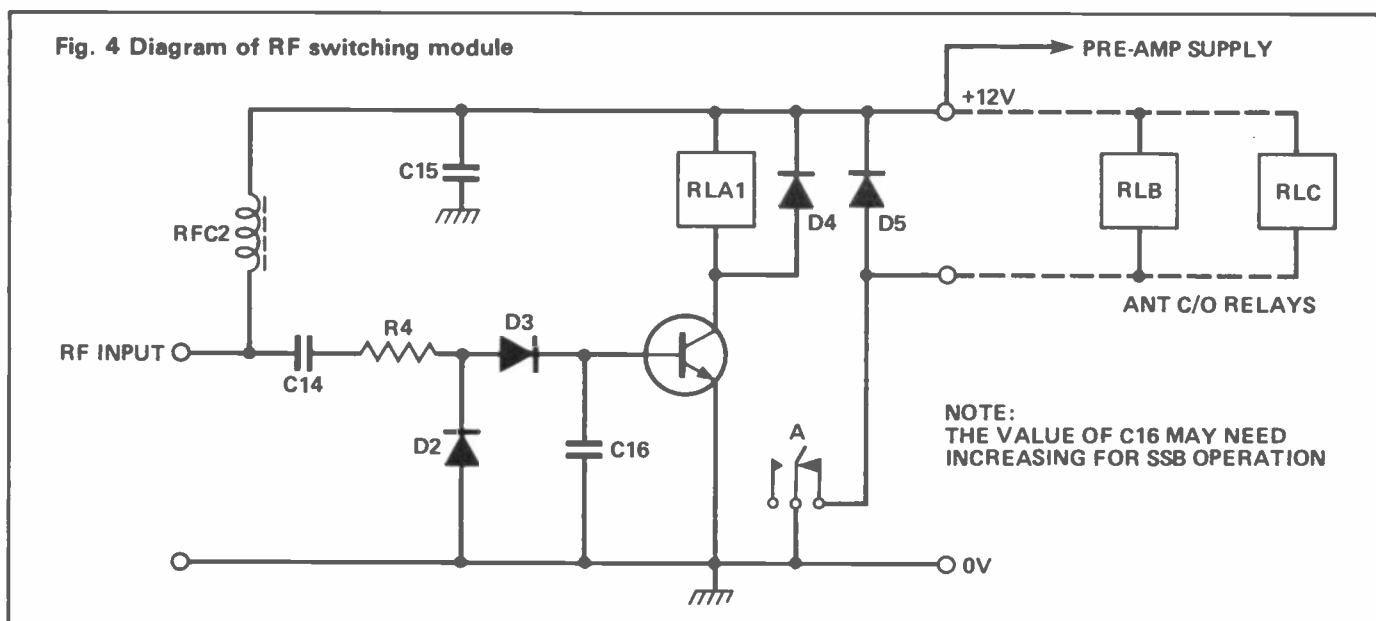
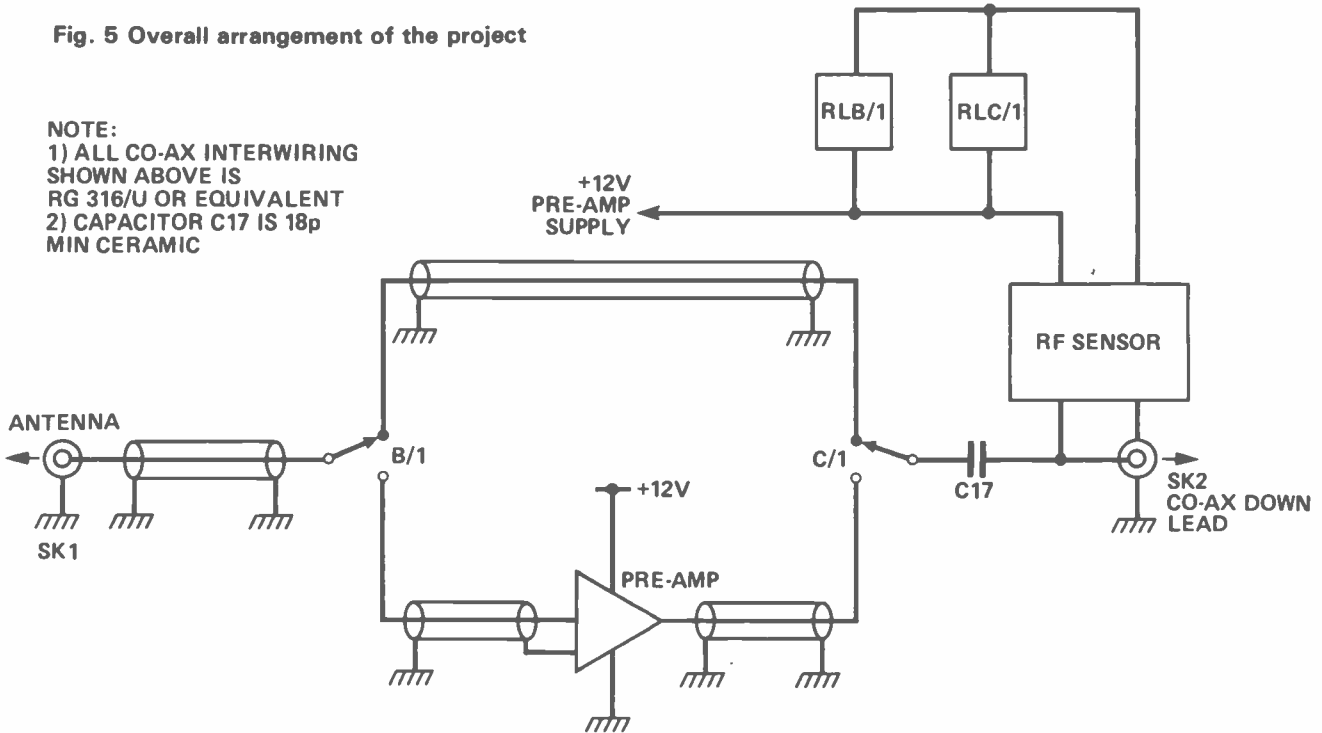


Fig. 4 Diagram of RF switching module

Fig. 5 Overall arrangement of the project

NOTE:
 1) ALL CO-AX INTERWIRING SHOWN ABOVE IS RG 316/U OR EQUIVALENT
 2) CAPACITOR C17 IS 18p MIN CERAMIC



WORKED SOME 2 METER SIDEBAND.....
 MUST HAVE BEEN A RALLY NEAR LONDON....
 EVERYONE KEPT ASKING ME TO TELL THEM
 THE LOCATION OF MAIDENHEAD!!



the pre-amp will be switched to its fail-safe out of circuit mode. The component overlay can be found shown in Fig. 6 and the PCB foil detail in Fig. 7.

Construction And Testing

The experienced constructor should come across very few problems assembling either the aerial pre-amp or the RF sensor module. However, before fixing components to the PCB, it is recommended that you first study the relevant component layout diagram and make a note of the position, polarity and pin out connection of each component.

Because there are very few components associated with the power unit interface it was con-

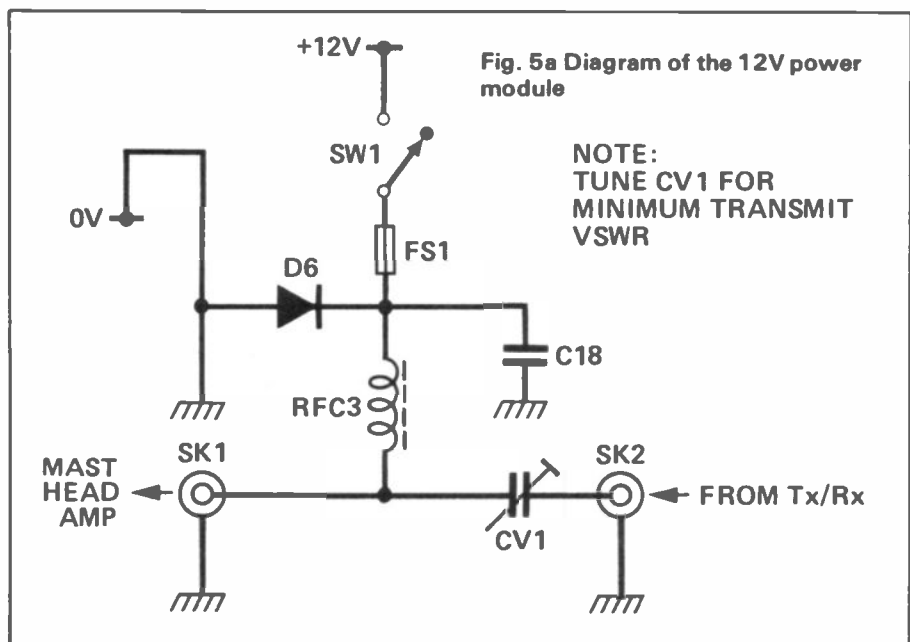
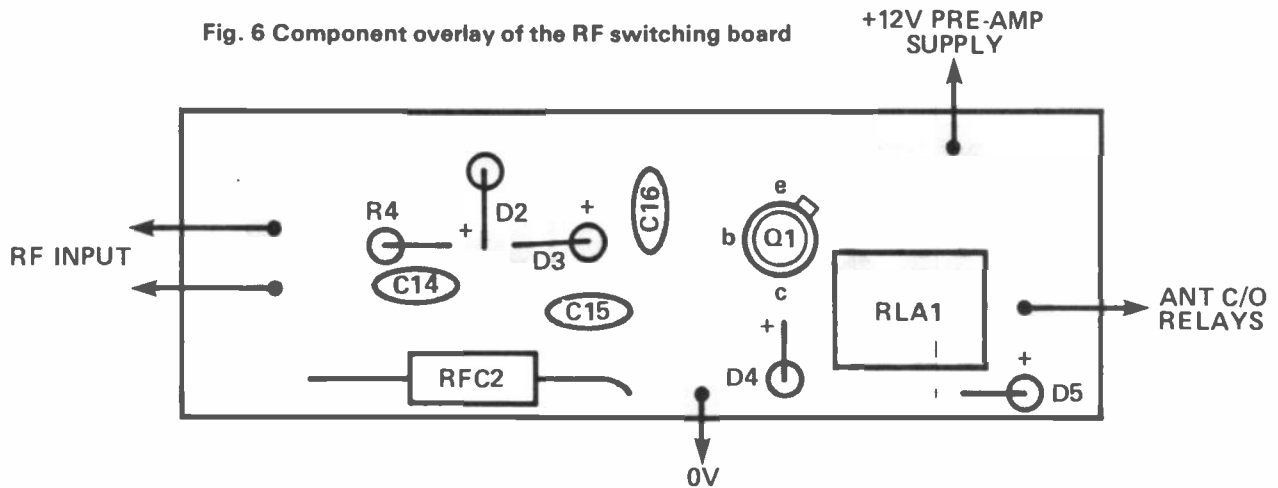


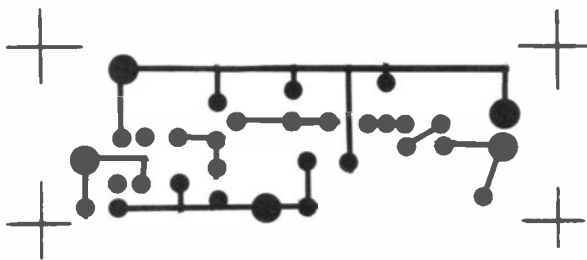

Fig. 5a Diagram of the 12V power module

NOTE:
 TUNE CV1 FOR
 MINIMUM TRANSMIT
 VSWR

Fig. 6 Component overlay of the RF switching board



View of the finished RF switching board



considered unnecessary to produce a component layout diagram. However conventional VHF constructional techniques should be employed, for example keep all component interconnections as short as possible. Testing and final adjustment of the completed aerial pre-amp module can be implemented by installing the module in series with the co-ax feeder leading to a 2 metre receiver (or transceiver). For those without access to test equipment, the signal source can be derived from a distant beacon, or from a friends test transmission around 145MHz; but in any case choose a signal source that would normally not exceed a receiver 'S' meter reading of approximately 2.

Adjustments to the tuned circuits, formed by inductors L1 and L2, is achieved by either compression or stretching of the coils, whereas adjustment of the tuned

circuit formed by L2 is achieved by screwing the coil slug in or out. NB *only use the recommended trimming tool*. The pre-amp tuning

process can be monitored by observing the receiver 'S' meter response. Finally, stagger tune the pre-amp by adjusting inductor L1 for maximum gain for a signal source of 144MHz and L3 for maximum gain for a signal source of 146MHz.

Where the pre-amp is to be used for mast-head operation, the best method is to house the pre-amp in a weather proof die-cast aluminium box. The length of the interconnection between the RF sensor module input and the RF carrier pick off point within the box should be kept as short as possible. Choice of the external RF change over relays is left to the constructor. The cost of these relays is roughly proportional to the relay contact power rating plus inversely proportional to the insertion loss at the required operating frequency.

Components List

RESISTORS

R1, 2 10k
R3 270R, 1/2W
R4 330R

CAPACITORS

C1 10µ 16v Electrolytic
C2, 3 20p
C4, 5, 9, 10, 15, 16, 18 10n monolithic ceramic
C6, 8, 11, 13, 14 2p2
C7 4p7
C12 10p
CV1 5-20p air-spaced

SEMICONDUCTORS

D1 6v8, 1.3W zener
D2, 3 BAT85 or 1N914
D4, 5, 6 1N4001
IC1, 2 SL560C
Q1 BC109

INDUCTORS

L1, 3 5 turns 20swg tinned Cu 1/4in inside diameter, tapped 1 turn from cold end. Length 1/2in
L2 0.064µH TOKO Style S18 Cirkit stock No 35-00303
RFC1, 2, 3 10µH axial encapsulated RS type 228-141

MISCELLANEOUS

RLA Ultra-min RS No 345-038
RLB, RLC See text
SK1 SO239 panel mount socket
SK2 BNC panel mount socket
SW1 Single pole single throw switch
F1 1A fuse
Trim Tool Cirkit No 35-00001

New British Made

2m Mobile Launched



At the recent NEC Convention, the UK Marine Electronics firm of Navico displayed their new 2m mobile transceivers, the AMR1000 and AMR1000S, designed to particularly appeal to UK and European amateurs. Priced at £249 and £299 respectively, they offer coverage of 144-146MHz in selectable 12.5kHz or 25kHz steps, with a direct readout of the simplex or repeater channel in use as well as offering a switchable frequency readout. Selectable 25W or 5W output power is provided, and the appropriate transmit repeater shift is automatically programmed when

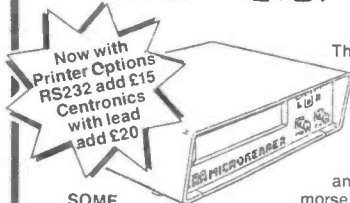
operating in the UK repeater sub-band, a 1750Hz toneburst being provided for repeater access.

The AMR1000S also offers memory facilities together with memory scan and priority channel sampling operations. Both transceivers have a reversible front panel with a built in forward-facing loudspeaker and multi-function LCD, this even providing a digital S-meter display! A range of power supplies, mobile and base station aerials, and operating accessories will also be available.

The HRT review team spent a great deal of time discussing this transceiver with Alan Wrigley, Director of Navico and needless to say, HRT will again be giving our readers a 'World First' review of the unit in next month's issue!

ENTERPRISE ERA RADIO APPLICATIONS LTD.

Unit 26 Clarendon Court
Winwick Quay
Warrington
WA2 8QP
Telephone:
(0925) 573118

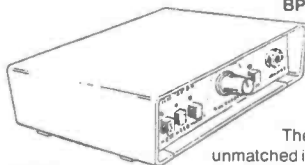


Now with
Printer Options
RS232 add £15
Centronics
with lead
add £20

SOME
QUOTES!

The MICROREADER is a totally self-contained system for reading CW and RTTY. Simply plugs into the headphone socket of your radio and displays text on the built in LCD display. No computers, program tapes or interfaces are required. Fully automatic and simple to use. Available with built-in morse. TUTOR that sends random groups, full control of speed spaces etc plus auto repeat. Plug in your key and see what you actually send!

G4IJE Sept 87 Review "bargain of the century"; Excellent/outstanding EI9EJ; A very good buy — G2DRT (RSGB Council); Amazing on CW, even better on RTTY - G0HWA; Damn clever — Home Office Telecoms; Excellent standard of construction — G1CQV. We could fill the page!



BP34 PROFESSIONAL
COMMUNICATIONS
AF BANDPASS FILTER
Designed by Deiter Fritsch
DJ3NB/VK3BGJ/G0CKZ

This filter is a no compromise design with an incredible 34 orders of filtering. The result, a level of performance that is unmatched in this country or any other come to that!

MORE
QUOTES!

"Too good for radio hams" — G30GQ; 40 Mtrs CW very impressed — Rev G. Dobbs G3RVJ; Better than all the knobs on the TenTec G6SX.

For further information, write or call Bill Green G8HLZ

Also available from:
RAS (Nottingham) or
Caledonian Software
(Edinburgh)

All prices include VAT & p/p.
Full 12 month guarantee.

Standard Microreader £119.95
With Tutor £134.95
BP34 Filter £94.50

READ ALL ABOUT IT! IN THE SUMMER '88 Circuit CATALOGUE



Discount vouchers, competition, free gift and, of course, the latest new products. Available at your newsagent or direct from Cirkuit at the address below.

PRICE £1.30

Cirkuit

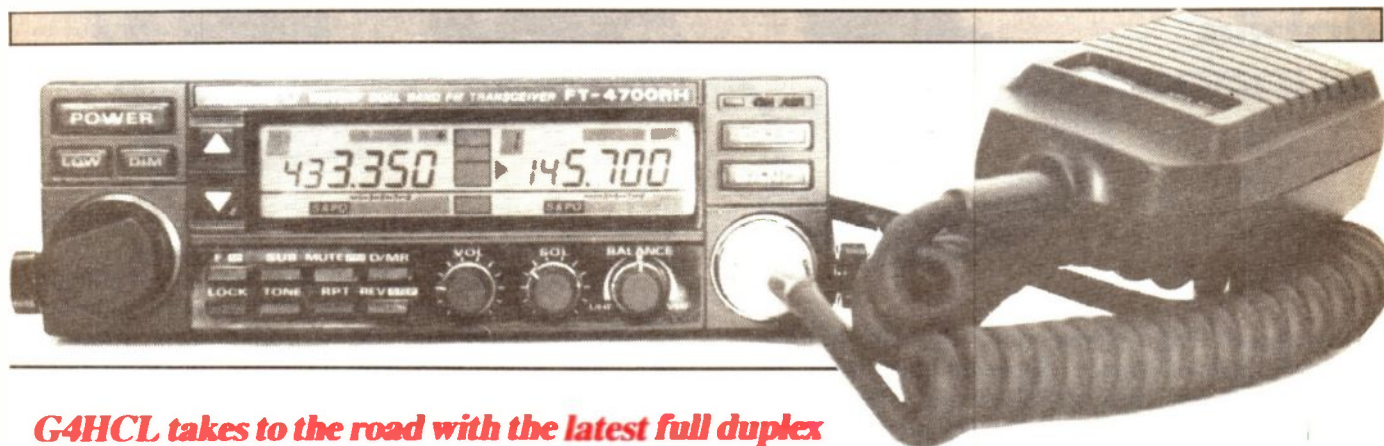


Cirkuit Distribution Ltd.

Park Lane, Broxbourne, Herts EN10 7NQ
Telephone (0992) 444111 Telex: 22478

FT-4700 Dual Bander

Review



G4HCL takes to the road with the latest full duplex 2m/70cms mobile from Yaesu

View of remote control front panel

When mobiling around the country, it is often a great advantage to be able to use both 2m and 70cm, 2m for general matters both on simplex and on the many 2m 'area' repeaters, together with the often more friendly, local chats on the significantly greater number of 'community' 70cm repeaters. Quite often, amateurs are content to just 'sit' on 2m, oblivious to what is happening on 70cm, because they feel they can only handle one rig in the car at a time, 2m currently being the most popular band.

Dual-band mobile rigs have recently become very attractive as a result, but many of those currently on the market only give you the choice of operating on 2m or 70cm, not enabling you to listen out simultaneously on both bands. The 'Big Three' Japanese manufacturers now all offer a full two-band facility in their products, the latest rig from Yaesu being the FT-4700RH. It caused quite a stir on the HRT stand at the NEC this year, being unveiled then for the first time in the UK. We promised you the first ever review on the set, so here we go . . .!

Offerings

The set gives full coverage of the 2m and 70cm amateur bands, with a maximum power output of 50W and 40W respectively, having a selectable

5W low power level in each case. True simultaneous reception of both bands is possible, a front panel mounted rotary 'Balance' control providing a 'fader' facility between the relative audio levels of each band, a 'Mute' button giving a selectable audio mute facility if required between each band. To avoid duplication of control knobs and buttons, a large panel mounted 'Band' button alternates control between 2m and 70cm, a pointer being displayed against the relevant band frequency display on the front LCD. The tuning steps on each band may be individually set to 5kHz, 10kHz, 12.5kHz, 20kHz or 25kHz, the frequency being controlled by the main panel mounted tuning knob or by the Up/Down buttons fitted to the mobile fist mic. Further Up/Down buttons adjacent to the LCD control the frequency in large 1MHz steps for a fast QSY. A panel mounted volume control varies the overall receive audio level, the adjacent squelch knob however only affects the main (ie. controlled) band, an internally pre-set squelch level being enabled on the sub-band.

Repeater operation is catered for with selectable +/- repeater shifts on each band, these may be individually programmed to any required frequency shift in 50kHz steps within the band frequency limits. Full reverse repeater operation is available by a

single button-push. On 2m, a selectable automatic shift may be programmed, this coming into operation between the tuned frequencies of 145.600 and 145.800MHz, as well as allowing manual shift selection as and when required. A microphone mounted button provides a 1750Hz tone allowing for initial repeater access.

Optional sub-tone units may be internally fitted on each band, this being a simple plug-in operation. The CTCSS (Continuous Tone Controlled Squelch Switch) may then be selected with either encode-only or encode and decode facilities provided, controlled from the front panel using selectable sub-audible tone frequencies ranging from 67Hz to 250.3Hz. CTCSS allows silent monitoring of a busy radio channel until a signal modulated with a similar sub-tone frequency appears, this enabling the speaker. There are already many amateurs in the UK using this system, combined with controlled experimental use on some repeaters.

Memories

Nine memory channels on each band may be individually programmed, each storing frequency, any programmed transmitter repeater offset, sub tone frequency with encode/decode status, and any

programmed tuning step, together with a further 'Call' channel accessible by a one-button touch. A D/MR button toggles between 'Dial' and 'Memory' mode, however a press of one of the panel-mounted Up/Down buttons allows you to QSY from any memory channel in the stored frequency steps, using the main tuning knob or the microphone mounted Up/Down buttons.

Any or all of the memory channels may be scanned for activity as required, a 'Skip' facility may be programmed into any of the memory channels inhibiting these from the scan whilst still allowing manual selection. Two memory channels on each band store 'Lower' and 'Upper' frequencies for a programmable band-segment scan facility, this being enabled by selection of the 'L' or 'U' channel followed by a press of one of the front panel 'Up' or 'Down' buttons. Alternatively in 'Dial' mode, or when in 'Memory-QSY' mode, the entire band may be scanned for activity.

In each case the scan is initiated by keeping one of the microphone-mounted Up/Down buttons pressed for more than half a second, the scan halting when the receiver squelch raises. Two modes of scan start may be programmed, the first halting on a channel until the signal disappears and continuing two seconds later, the second mode halting for five seconds on a busy channel and then continuing regardless of channel activity. As well as

this, a 'Priority' channel scan is available, where any selected memory channel is briefly sampled for activity when in 'Dial' mode, the set locking onto the memory when active.

The set's status is shown on a large orange back-lit LCD panel, together with bargraph displays for each band showing relative signal strength on receive together with an indication of transmit operation, an adjacent red LED also lighting when in transmit mode. Beneath the display all the controls and their indications are also back-lit to allow operation at night, a circle of light also showing around the main tuning knob to allow location in the dark. A front panel 'Dim' button gives a two-level illumination to save distraction when driving.

Detachable Front Panel

The front panel of the radio may be detached and reversed as required to permit the internal speaker to face either upwards or downwards to suit the final mounting position. However one of the set's best features in my opinion is that with an optional cable and blanking plate, the front panel may be mounted completely remotely from the main transceiver body. This would allow the display to be positioned near to windscreen level in the amateur's vehicle, thus reducing the eye-travel distance required away from the road ahead when operating the set. This aspect is far more important than the use of


any mobile 'safety mics' in my opinion (see 'Mobile Radio Safety', *HRT May 87*, for the results of an independent study). A further advantage is that the panel may for instance be quickly removed when leaving the car and carried away in your pocket as a theft deterrent, alternatively it may be mounted on the sun visor and hinged up out of sight when leaving the car.


The overall size of the set is 185mm (D) x 150mm (W) x 50mm (H), the front panel itself being 27mm deep, the panel knobs adding 10mm to the depth in all cases. The rear heatsink size is kept to a minimum by the use of a small thermostatically-controlled fan on the rear panel. Aerial connections are on flying coax leads terminated with an S0239 socket for 2m, and an N-type socket for 70cm, the short flying power leads being terminated in the usual Yaesu 'bullet' connectors. This arrangement allows the set to be mounted in positions where space is at a premium. A rear-panel mounted 3.5mm socket allows an extension speaker to be plugged in, this disabling the small internal speaker. The set comes supplied with a quick release mounting bracket and fixing hardware, a DC power lead fused in each leg, a mobile fist mic and mic clip, spare DC fuses, a 3.5mm extension speaker jack plug, and a user instruction manual.

In Use

After programming up the memory channels, I connected the

The 'business' end of the FT4700, showing the two separate RF cables and the thermostatically controlled miniature cooling fan.





View of the 2m side of the FT4700 PCB, showing the 'umbilical' cable which can be extended to give a remote control option.

set to my rooftop dual-band colinear aerial via a 2m/70cm diplexer. I was pleased to find that I could set the rig off on a programmed band scan on 70cm, then change control over to 2m and also start the set scanning on that band. The end result was that I certainly did not miss a thing! I must confess that it *did* occasionally get a little confusing when two received signals were on the go at the same time, both coming out of the same speaker, the 'Balance' control was quickly brought into operation in these circumstances!

To obtain a little peace, a phone call to the supplier of the review set quickly brought a plug-in sub-tone unit in the post, which I fitted to the set in a matter of minutes. This allowed me to quietly monitor on VHF for my amateur friend down the road whilst allowing simultaneous rag-chews with more distant 'locals' on the many 70cm repeaters audible at my QTH. With 2m becoming more and more congested, sub-tone usage is becoming more popular, with repeaters such as GB3BX for example using this facility for a 'Dual-Squelch' system under lift conditions.

Once I had familiarized myself with the operation of the set, I installed the unit in the trusty HCL-mobile and ventured out onto the roads. The remote cable option was supplied with the review set, this was used to good effect by positioning the body of the transceiver beneath the passenger seat, with the control unit placed on top of my dashboard within easy view. I found the display, placed in this position, was very readable even when subjected to direct sunlight. At night the backlight illumination was superb when used in On Receive 'Dim' mode.

On receive I found there was ample audio from the set, even with the set's speaker positioned beneath the seat, I did however find the audio slightly more readable when I used an external speaker directed towards me. I did find the volume control a little 'jumpy' in use, the audio level appearing to vary in steps as I rotated the knob. Again I found the rotary 'Balance' control very useful when mobile, I could easily locate this together with the volume and squelch controls by touch alone without taking my eyes from where

I was heading.

The RF sensitivity of the set was quite adequate, I found no problems in working distant repeaters, the high transmit power obviously helping in this respect. On transmit I received good audio reports, my usual amateur QSO partners finding no difference in quality or tonal balance from my standard mobile set. The supplied microphone, being fairly directional, picked up very little wind noise even with the car windows wide open. I appreciated the microphone mounted tone-burst, this being the most sensible position for such a control in my opinion — fumbling around the dashboard looking for a tone button when accessing a repeater is not really conducive to safe driving! In all, I was very pleased with the ergonomics of the set, it was easy to operate, and due to the use of the remote panel very easy to position in a sensible place in the car.

Inside The Box

The set is constructed using a solid die-cast alloy chassis, with the 2m section on one side and the 70cm

section on the other side of a central metal section. This arrangement affords good screening between the two radio circuits, this being important to prevent the possibility of cross-coupling and desensitisation when operating on full duplex. An interface board is fitted vertically to the front section, this linking via a small six-way plug and socket connection to the essentially separate control head. When the remote cable option is used, an internally metallised plastic blanking plate simply fits on the front of the set covering this board, the control head otherwise fits directly in place of this.

Surface mounted 'chip' components are used extensively, combined with discrete electrolytic capacitors, coils, filters and crystals. Essentially two completely separate radios are used under common control, each having multi-section tuned front and stages followed by an active mixer and a pair of monolithic dual crystal filters. On VHF, a varicap tuned front end stage is used, suggesting a wide receive frequency range has been designed in. Following the first IF, downconversion to 455kHz takes place, with further

filtering using CFU455E ceramic filters, discrimination, and combination of audio via the balance control circuitry to feed a common TDA2003 audio amplifier mounted on the front interface board.

On transmit, separately screened VCOs are used for each band, the modulated VCO signal is filtered and amplified to the 40W/50W level by the use of block PA modules, an ALC arrangement being used in each case to control both high and low RF power levels. Extensive screening is used around the transmitter amplifier and low pass filter circuitry to keep RF away from the remainder of the set.

Laboratory Tests

The receiver sensitivity was quite reasonable, varying little across each frequency range. The adjacent channel rejection for 25kHz channelling was also quite reasonable, that of ± 12.5 kHz however was asymmetric on 2m, good on the LF side but a little poor on the HF side. The inter-modulation distortion and blocking performance, ie. the susceptibility of the set to suffer from other strong signals, was again quite reasonable,


I could not complain. The receiver audio was found to 'step' in increments of a few dB at a time, depending upon the position of the rotary volume control, showing that a stepped voltage 'comparator' circuit was being used rather than a continuous analogue volume adjustment in the set.

On transmit, the output power was accurately set and remained so at higher supply voltage levels, the deviation being accurately aligned by the factory at just below the 5kHz absolute maximum level. The harmonic levels were well suppressed, and I could find no trace of any spurious, showing a very clean synthesiser wideband output.

Conclusions

The concept of the set's detachable control panel is an excellent feature, enabling easy operation by the driver whilst also giving a measure of theft prevention if required, this being very important nowadays when one's rig sometimes forms a significant part of the value of the car!

The 70cms side of the PCB.



RADIO Tomorrow

- 1 Sep** Pontefract DARS: Finals on SSB Field Day. 8pm. Carleton Community Centre, Carleton Rd, Pontefract.
Yeovil ARC: 'Inductance' by G3MYM 7.30pm at The Recreation Centre, Chilton Grove, Yeovil.
Horsham ARC: Talk 'Radio navigation in WW2' by GOAPZ. 8pm. The Guide Hall, Denne Road, Horsham, Sussex. Details from Phil Godbold on Steyning 814516.
- 2 Sep** Coventry ARS: Canal trip.
- 3/4 Sep** Sutton & Cheam RS: SSB Field Day.
- 4 Sep** Dunstable Downs RC: 5th National Amateur Radio Car Boot Sale. 10am onwards at the Shuttleworth Collection, Old Warden Aerodrome, Nr Biggleswade. Details from Tony Kelsey-Stead GOCOQ on (0582) 508259.
Vale of Evesham RAC: Treasure Hunt.
Telford Radio Rally & Exhibition. Telford Racquet Centre, Telford. All usual facilities and stands, including snacks, bar and restaurant. Morse tests also taken through booking with RSGB. Talk-in via GB75TRG on S22 and SU22. Admission 10.30 disabled, everyone else 11am. Details from John G8ARS (0952 727719) or Martyn G3UKV (0952 255416).
Preston ARS: 21st Annual Mobile rally at The University of Lancaster. Trade stalls, large Bring & Buy, Club and repeater groups. RSGB stand and bookstall. Licensed bar, snack bar & restaurant. Talk-in on S22. Rally opens at 11am with entry at 10.30am for disabled groups. Admission by programme 50p includes free draw for colour TV. Free parking. Details from Godfrey G3DWQ on (0772) 53810.
- 5 Sep** Todmorden DARS: Talk on antennas by G8PG. 8 pm. Queen Hotel, Todmorden.
Welwyn-Hatfield ARC: Talk 'World War II Radio'. Lemsford Village Hall, Brocket Rd, Lemsford.
Stourbridge & DARS: Natter/On-air night. Robin Woods Centre, Beauty Bank, Stourbridge.
Braintree DARS: Construction evening. 7.30pm. Braintree Community Association Centre, Victoria Street (next to Bus park), Braintree.
- 6 Sep** Fylde ARS: Talk 'Fuel economy with central heating' by R. Bishop G4PNI. The Kite Club, Blackpool Airport.
Rugby ATS: 2m DF. 7.30pm. Cricket pavilion, BTI Radio station, 'B' building entrance, A5 Trunk Rd, Hillmorton, Rugby.
Stevenage ARS: HF night on the air.
Worksop ARS: Natter night.
South Powys ARC: Conversion of ex-computer power supplies.
- 7 Sep** Cheshunt DARC: Portable on Baas Hill.
Wirral ARS: Low cost construction contest.
S Bristol ARC: AGM Whitchurch Folk House, East Dundry Road, Whitchurch, Bristol. Details Len Baker G4RZY on Whitchurch 834282.
Willenhall DARS: Night on the air (HF).
- 8 Sep** Pontefract DARS: Committee meeting. 8pm. Carleton Community Centre, Carleton Rd, Pontefract.
- 9 Sep** Loughton DARS: Rainbow & Dove Field weekend planning night. Loughton Hall, Rectory Lane, Loughton, Essex.
Wimbledon DARS: Surplus Equipment Sale.
- 11 Sep** Stevenage ARS: Lincoln Hamfest.
Coventry ARS: Treasure hunt and barbecue.
- 13 Sep** Rugby ATS: Preparation for 3rd Annual auction & barbecue. 7.30pm. Cricket pavilion, BTI Radio station, 'B' building entrance, A5 Trunk Rd, Hillmorton, Rugby.
Dorking DRS: Talk 'Power Supplies' by Chris G1PXH at 'The Falkland Arms'.
Worksop ARS: Talk, 'Photography on the cheap' with Colin G4RUD.
- 14 Sep** Cheshunt DARC: Natter evening. Church Room, Church Lane, Wormsley, Nr Cheshunt, Herts. 8pm.
Willenhall DARS: Project night.
- 15 Sep** Mid-Sussex ARS: Talk 'Design & construction of solid state & valve linear amplifiers' by John G3WZT.
- 18 Sep** Pontefract DARS: On the air night. 8pm. Carleton Community Centre, Carleton Rd, Pontefract.
- 19 Sep** Todmorden DARS: Natter night. 8pm. Queen Hotel, Todmorden.
Welwyn-Hatfield ARC: On air to Andorra (with luck!). Knightsfield Scout HQ, opp Ingles, Welwyn Garden City.
Stourbridge & DARS: Talk 'Packet Radio' by G8JTL, Robin Woods Centre, Beauty Bank, Stourbridge.
Braintree DARS: Talk 'PMR & VHF Repeaters' by Malcolm Salmon, G3XVV. Braintree Community Association Centre, Victoria Street (next to Bus park), Braintree.
- 20 Sep** Fylde ARS: Informal meeting The Kite Club, Blackpool Airport.
Midland ARS: Surplus sale.
Rugby ATS: 3rd Annual auction & barbecue. 7.30pm. Cricket pavilion, BTI Radio station, 'B' building entrance, A5 Trunk Rd, Hillmorton, Rugby.
Worksop ARS: Natter night.
South Powys ARC: Social evening.
- 21 Sep** Cheshunt DARC: Talk. 'Aerial Basics' by G3TIK. Church Room, Church Lane, Wormsley, Nr Cheshunt, Herts. 8pm.
Wirral ARS: Equipment sale.
- 22 Sep** Mid-Sussex ARS: Informal meeting.
Pontefract DARS: Talk 'QRP' by Rev George

23 Sep Dobbs. 8pm. Carleton Community Centre, Carleton Rd, Pontefract.
Loughton DARS: Rainbow & Dove Field weekend planning night. Loughton Hall, Rectory Lane, Loughton, Essex.
Coventry ARS: The (Indoor!) Direction finding contest — cup qualifier.

24 Sep Pontefract DARS: Raynet exercise — 'Went Valley Hike'. 8pm. Carleton Community Centre, Carleton Rd, Pontefract.

25 Sep **Sutton & Cheam RS: RSGB HF Convention at Belfry Hotel, Nr Oxford. Harlow Rally.**

26 Sep RSGB City of Bristol Group: Talk 'Linear accelerators Part 2. 7.30pm. Small Lecture Theatre, Queens Building, University of Bristol.

27 Sep Stevenage ARS: Committee meeting.
Dorking DRS: Illustrated talk 'Amateur radio in the USSR' by Al Slater G3FXB at Ashcombe School.
Workshop ARS: Talk, 'Simple Transceiver for Top Band' with Peter G4BVV.

28 Sep Cheshunt DARC: Natter evening. Church Room, Church Lane, Wormley, Nr Cheshunt, Herts. 8pm.

29 Sep Mid-Sussex ARS: Talk 'Weather radar for civil aircraft' by Phil Stride G2BUY.
Pontefract DARS: On the air night. 8pm. Carleton Community Centre, Carleton Rd, Pontefract.

30 Sep Coventry ARS: Night on the air and Morse tuition.
Wimbledon DARS: Talk 'Facts And Fallacies About Learning Morse' by G3ESH.

2 Oct **Blackwood & DARS: Welsh Amateur Radio Convention. Oakdale Community College, Blackwood, Gwent. Details from B. Davies, GW3KYA, 16 Vancouver Drive, Penmain, Blackwood, Gwent NP2 0UQ. Tel: (0495) 225825.**

3 Oct Todmorden DARS: Surplus equipment sale. 8pm. Queen Hotel, Todmorden.
Welwyn-Hatfield ARC: Junk sale. Details from Jef G6YIQ. Lemsford Village Hall, Brocket Rd, Lemsford.
Stourbridge & DARS: Natter/On-air night. Robin Woods Centre, Beauty Bank, Stourbridge.
Braintree DARS: Construction evening. 7.30pm. Braintree Community Association Centre, Victoria Street (next to Bus park), Braintree.


4 Oct Fylde ARS: Talk 'Computers — what's on the horizon' by S. Williamson G3WGU, The Kite Club, Blackpool Airport.
Stevenage ARS: Construction evening.
Worksop ARS: Natter night.
South Powys ARC: Demonstration of RTTY/'Mailbox'.

5 Oct Wirral ARS: AGM.
Willenhall DARS: Night on the Air (HF).

6 Oct Mid-Sussex ARS: Informal meeting.
Pontefract DARS: RSGB night with Martin G3ZXZ. 8pm. Carleton Community Centre, Carleton Rd, Pontefract.
Vale of Evesham RAC: GOEMS on his US Visit.
Horsham ARC: Autumn junk sale. 8pm. The Guide Hall, Denne Road, Horsham, Sussex. Details from Phil Godbold on Steyning 814516.

7 Oct Loughton DARS: Rainbow & Dove Field weekend planning night. Loughton Hall, Rectory Lane, Loughton, Essex.
Coventry ARS: AGM.

11 Oct Rugby ATS: Activity night. 7.30pm. Cricket



12 Oct pavilion, BTI Radio station, 'B' building entrance, A5 Trunk Rd, Hillmorton, Rugby.
Cheshunt DARC: Natter evening. Church Room, Church Lane, Wormley, Nr Cheshunt, Herts. 8pm.

13 Oct Mid-Sussex ARS: Junk sale, bring & buy.
Pontefract DARS: Committee meeting. 8pm. Carleton Community Centre, Carleton Rd, Pontefract.

14 Oct Coventry ARS: Night on the air & morse tuition.

17 Oct Todmorden DARS: Natter night. 8pm. Queen Hotel, Todmorden.
Welwyn-Hatfield ARC: Construction & Design an audio amplifier by Norman G3BYG. Knightsfield Scout HQ, Opp Ingles, Welwyn Garden City.
Stourbridge & DARS: G3ZOM with QRP QRV. Robin Woods Centre, Beauty Bank, Stourbridge.

18 Oct Fylde ARS: Informal meeting. The Kite Club, Blackpool Airport.
Midland ARS: AGM.
Rugby ATS: Talk 'Weather satellites' by Dave Young G8VXB. 7.30pm. Cricket pavilion, BTI Radio station, 'B' building entrance, A5 Trunk Rd, Hillmorton, Rugby.
Worksop ARS: Natter night.
South Powys ARC: Social evening.

19 Oct Wirral ARS: Talk, 'First aid' by Bill Davies G4YWI.
Willenhall DARS: Natter night.

20 Oct Pontefract DARS: Talk 'Satellite TV' by Richard G4FB. 8pm. Carleton Community Centre, Carleton Rd, Pontefract.

21 Oct Loughton DARS; Rainbow & Dove Field weekend planning night. Loughton Hall, Rectory Lane, Loughton, Essex.

25 Oct Stevenage ARS: Committee evening.
Worksop ARS: AGM.

26 Oct Cheshunt DARC: Natter evening. Church Room, Church Lane, Wormley, Nr Cheshunt, Herts. 8pm.

27 Oct Pontefract DARS: On the air night. 8pm. Carleton Community Centre, Carleton Rd, Pontefract.

28/29 Oct **Leicester Amateur Radio Show at Granby Halls.**

31 Oct RSGB City of Bristol Group: AGM. 7.30pm. Small Lecture Theatre, Queens Building, University of Bristol.

CONTACTS CONTACTS

Aberdeen ARS	Don	04676251	Lagan Valley ARS	Jim, G14TCS	0846 682474
Abergavenny & NH ARC	GW4XQH	0873 4655	Leeds DARS	G1EBS	0274 665355
Aberporth ARC	GW0DPR	023987 274	Leighton Linnsdale RC	Pete Brazier	052 523 270
Aire Valley RS	G6NPT	0532 44597	Lincoln SWC	Pam, G4STO	0427 788356
Alyn and Deeside ARS	GW4RKX	0244 660066	Lothians RS	Robin	0506 890177
Amateur Radio & CC	Trevor	04895 81032	Louth DARC	G1IZB	047286 595
AMRAC	Phil, G6DLJ	0703 847754	Loughborough ARC	Philip	0509 412043
Armagh & Dungannon DARC	J. A. Murphy	0861 522153	Lough Erne ARC	Bill	0365 24905
Atherstone ARC	Roy	0203 393518	Loughton DARC	G4FKI	0525 714591
Axe Vale ARC	Bob	029 74 5282	Macclesfield DRS	G1NUS	0625 24534
Ayr ARG	GM3THI	Ayr 42313	Maidenhead DARC	John	0628 28463
Barking RES	R. Woodberry	01 594 4009	Maidstone YMCA ARS	GOBUW	0622 30544
Barry College RS	John	065679 710	Maltby ARS	Keith, G1PQW	0709 814135
Basingstoke ARC	Dave	07356 5185	Mansfield ARS	G4GYU	0623 27257
Bath DARC	G4UMN	Frome 63939	Medway ARTS	Tony	0634 578647
Biggin Hill ARC	GOAMP	0689 57848	Midland ARS	G8BHE	021 422 9787
Borehamwood Elstree ARS	Tony	01 207 3809	Mid Sussex ARS	G0GMC	07918 2937
Braintree ARS	Pub Sec	0376 28714	Mid Ulster ARC	Sam	07622 22855
Bredhurst RTS	Kelvin GOAMZ	0634 376991	Mid Warwickshire ARS	G4TIL	Southam 4765
Bridgend DARC	Dave	0656 723508	Milton Keynes DARS	Mike, QOERE	0234 750629
Brighton DARS	Peter	0273 607737	Morecambe Bay ARS	G4ZJL	0524 52042
Binstead ARS	Douglas	Ryde 67665	N. Bristol ARC	Alan Booth	0272 690404
Bristol ARC	G4YOC	Bitton 4116	N. Cornwall RS	J. West	0288 4916
Bristol (Shirehampton) ARC	Ron Ford	0272 770504	N. Staffs ARS	G6MLI	0782 332657
Burnham Beeches RC	G6EIL	0628 25720	N. Wakefield RC	Steve	0532 536633
BT (Reading) ARC	G4MUT	0734 693766	Newbury DARS	G3VOW	0635 43048
Bury RS	Allan	0204 706191	Newport ARS	GW6ZUQ	02912 6867
Cambridge DARC	D. Wilcox	0954 50597	Norfolk ARC	Andy	Norwich 610874
Chesham DARS	Liz	09278 3911	Oswestry DARC	Brian	0691 831023
Cheshunt DARC	G4VMR/G4VSL	092084 250	Peterborough RES	Peter	G4PNW QTHR
Chester DRS	Dave	0244 336639	Plymouth ARC	G4SCA	0752 337980
Chichester DARC	C. Bryan	0243 789587	Pontefract DARS	Colin, GOAAO	0977 43101
Clacton ARS	Reg	0255 430466	Poole ARS	GOEQV	0202 674802
Clithern ARC	Ron, G3NCL	0494 712020	Preston ARS	George	0772 718175
Clifton ARS	RA Hinton	01 301 1864	Reading DARC	Steve, G4YFB	Reading 867820
Conwy Valley ARC	GW4KGI	0745 823674	Rhyl DARC	GW1PLI	097 888 621
Coulsdon ATS	Alan	01 684 0610	Salisbury RES	Neil	0980 22809
Coventry ARS	Bill, G3UOL	0203 414684	Saipon ARS	Simon	0743 67799
Crawley ARC	Jack	0293 28612	Sheffield ARC	John	Sheffield 581766
Darenth Valley RC	Sec	0322 63368	Shefford DARS	Alan, G4PSO	Hitchin 57946
Dartford Heath DFC	Pete	0322 844467	S. Bristol ARS	Len Baker	0272 834282
Denby Dale DARC	G3SDY	0484 602905	S. Cheshire	Chris	07816 73185
Derwentside ARC	G1AAJ	0207 520477	S. Lakeland ARS	G4VKE	0229 65359
Donegal ARC	E13BOB	074 57155	S. Manchester RC	Dave Holland	061 973 1837
Dorking DRS	John	0306 77236	S. Tyneside ARS	G4XWR	S. Shields 543955
Droitwich DARC	G4HFP	0299 33818	S. E. Kent (YMCA) ARC	John	0304 211638
Dudley ARC	John	0384 278300	Southdown ARS	P. Henly	0323 763123
Dunfermline RS	GM0DYD	0383 413440	Southampton: See Waterside.	Dave	0992 30051
Dunstable Downs RC	Phill Morris	0582 607623	Southgate ARC	G4MLW	0924 409739
Eastbourne EARC	G1BRC	0323 29913	Spen Valley ARS	G6EDA	0438 724991
East Kent ARS	Stuart	0227 68913	Stevenage DARS	John Walker	0642 582578
East Lancashire ARC	Stuart	0254 887385	Stockton DARS	Mel	061 224 7880
Edgware DRS	G4IUZ	0707 65707	Stockport RS	G3ZOM	K/ford 288900
Exeter ARS	Roger Tipper	0392 68065	Stourbridge DARS	M. Goodrum	0449 676288
Fareham DARC	Alan, G3CCB	0329 288139	Stowmarket DARS	A. Riley	051 430 9227
Farnborough DRS	Mr Taylor	0252 837581	St Helens DARC	John	01 657 0454
Felixstowe DARS	G4YQC	0473 642595	Surrey RCC	B. Hancock	0795 873147
Fishguard DARS	Bernard	0348 872671	Swale ARC	Peter	0823 75973
Fylde ARS	F. Whitehead	0253 737680	Taunton DARC	Tom Crosbie	0952 597506
Galashiels DARS	GM3DAR	0896 56027	Telford DARS	Keith, GOBTU	0730 66489
Glossop DARG	G4GNQ	QTHR	Three Counties ARC	Alan	0392 881569
Gt. Lumley ARES	G4MSF	091 4693955	Tiverton SWRC	G1GZB	070 681 7572
G. Peterborough ARC	Stan	0733 69822	Todmorden DARS	Ian	0380 830383
Halifax DARS	D. Moss	0422 202306	Trowbridge DARC	Paul	Evesham 831508
Harpenden ARC	G1BJC	05827 2455	V of Evesham RAC	Ian White	Abingdon 31559
Harrow RS	Tony	01 861 0419	V White Horse ARS	Gerry	St Albans 52003
Hastings ERC	Dave Shirley	0424 420608	Verulam ARC	G4NPM	0795 873147
Haverhill DARS	Rob Proctor	0787 281359	WACRAL	G4VRY	0532 820198
Havering DARC	G0BOI	04024 41532	Wakefield DRS	Paul, G0CBN	0925 814005
Hillingdon ARC	Howard, G6SII	01 561 2917	Warrington ARC	Bernie Lyford	0703 893937
Hornsea ARC	Richard	0401 62498	Waterside SWC	J. Day	0858 32109
Horsham ARC	Paul, G4YFY	0403 87 404	Welland Valley ARS	Kevin, G4WLG	0707 335162
Inverness ARC	Brian	0463 242463	Welwyn Hatfield ARC	B. Guinnessy	0892 32877
Itchen Valley RC	G1IPQ	S'oton 736784	West Kent ARS	G. Chapman	0539 28491
Keighley ARS	G1IGH	0274 496222	Westmorland ARS	G4ATZ	0937 842790
Kidderminster DARS	Tony	0562 751584	White Rose ARS	G6HAJ	Leicester 403105
Kingston DARS	G3ODH	Epsom 26005	Wigston ARC	G4LWI	0902 782036
			Willenhall ARS	George	01 540 2180
			Wimbledon DARS	Gordon	0703 772191
			Winchester ARC	Peter	051 677 7376
			Wirral DARC	Keith	0902 24870
			Wolverhampton ARS	D. Batchelor	0905 641733
			Worcester DARC	G4ZUN	0909 486614
			Worksop ARS	G1MEE	0546 824705
			Wythall RC	Eric Godfrey	Yeovil 75533
			Yeovil ARC	Bob	01 391 0788
			308 ARC (Surbiton)		

Q R Z



Gerry Kambites, 5X5GK, at the Visalia Hamvention in the US.

Steve Telenius-Lowe, G4JVG, tells us all about his hols — needless to say there's some DXing in there somewhere!

The big news for HF DX operators over the last couple of months was the appearance on 7th July of 4J1FS from Maly Vysotsky island in the eastern Gulf of Finland. The expedition was the first ever joint East-West DXpedition and it is hoped that, because of the unique location of the island, it will count as a new DXCC country.

Back in the USSR

The island is Soviet territory, but was leased to Finland on 27th September 1962. It is separated from Finland both by Soviet islands and part of the USSR mainland and thus, by the old DXCC countries criteria it

should count separately from Finland. Indeed, on 17th November 1970 the ARRL decided that, if and when there was a DXpedition to Maly Vysotsky, it would count as a new country. However, it has taken 18 years, and the present degree of Soviet "Glaznost", for such an expedition to get off the ground, and in the meantime the DXCC countries criteria rules have been changed. It remains to be seen if this one will be accepted, because of the 18 year-old ruling, or if the new rules will be enforced.

My own view is that if it had been a Finnish island which was leased to the USSR it would be more clear-cut,

but since it is still Soviet territory and merely leased to Finland the fact that USSR islands and mainland are between it and Finland is irrelevant. However, Martti Laine, OH2BH, one of the expedition's organisers, is a pretty persuasive guy and has some influence with Don Search and the ARRL DX Advisory Committee, so if he gets his way we will have a new country on the DXCC list. Apart from Martti the other operators were OH5NZ, OH2RF, UR2AR, UW3AX and UZ3AU. They all did a superb job of operating, sticking to the publicised frequencies (1 kHz up on CW, around '45- 14145, 7045 etc. - on SSB) and making themselves quite easy to work (from Britain) despite the large pile-ups that the possibility of a new country was bound to generate.

Equipment & QSLs

Their station consisted of a Kenwood TS-940S and TL-922 linear to a KLMKT-34A 4-element tribander beam and dipoles. The rig was powered by a Honda 3-kW generator. Anyone working — or hearing — 4J1FS should send their QSLs (with s.a.e.s. and IRCs) to Armas Valste, OH2NB, P.O. Box 63, SF-00391, Helsinki, Finland. No doubt some fairly impressive, probably pictorial, QSLs will be printed. For those of you whose atlas — like mine — does not show Maly Vysotsky, it is located at 60° 17'N, 28° 34'E, very close to the town of Vysotsk, just to the southwest of Vyborg. The island itself is about a mile long, uninhabited and in an area of great strategic importance, so it is fairly amazing that permission was granted for the expedition at all, let alone the fact that half the crew were from a Western country. Surely a good example of international friendship through amateur radio?

By the time this is in print another, much more modest, DXpedition should have taken place. Next week (as this is being written) I

should be operating as GJ4JVG/A from Jersey and possibly also as GJ4JVG/P from the Minquiers Islands. The Minquiers, pronounced "Minkies" (at last somebody knows how to say it! — Ed), are a group of small rocky islands and sandbanks lying about 12 miles south of Jersey, between Jersey and the north coast of France. At high tide there is not much of them, although the largest island, Maitresse Ile, has several stone cottages on it. There is a 35 foot tide to the south of Jersey however, and at low tide more than 100 square miles of sand, rocks and shingle is exposed — a larger land area than that of Jersey itself! Because of the tides and currents, reaching the Minquiers is a tricky business, and whether or not I get there is entirely dependant on there being calm enough weather at the time.

The Minquiers count separately from the other Channel Islands for the purposes of the Islands on the Air (IOTA) awards and therefore are much in demand by IOTA award hunters. They have only been activated once in the past, by G3ZAY and G3XTT in October 1985 (for a full account of that expedition, see "DXing from the Minquiers" by Martin Atherton, G3ZAY, in the June 1987 "Ham Radio Today"). One interesting fact about the Minquiers is that it was only as recently as 1956 that the International Court in the Hague confirmed that these islands (and the Ecrehous, which are to the north-east of Jersey) belonged to Jersey, and not France, which had had a long standing claim of sovereignty.

Visalia Convention

Martin, G3ZAY, also kindly provided the photos that he took recently in California, where he visited the Visalia convention. Gerry Kam-bites, 5X5GK, is a Canadian Greek Orthodox priest who was working as a missionary in Uganda. He was just about the only active amateur there for a long time and was often a very good signal on 14MHz SSB in the evenings. Unfortunately, the Ugandan authorities took a dislike to something and he is not going to return to the country. Uganda has become a very rare country again.

Also in California, Martin sent along the picture of W6KPC's ant-



The massive 20m array at W6KPC set in the Californian vineyards. There are 36 elements in all with the highest beams located 350ft agl!


enna system for 20 metres. It consists of no less than 36 elements, stacked in three pairs of 6 element yagis. The lower tower is 250 feet, and the lowest twelve elements rotate about the tower. Above that is a 100 foot rotating Telrex tower, on which the other 24 elements are

mounted. While very few of us can aspire to anything remotely like the W6KPC set-up, it is interesting to see what can be achieved if money, space and engineering know-how are unlimited. There are of course several full-size three and four element arrays for 80 metres around in California and even one or two such in Europe.


RSGB HF Convention

While not yet quite on the same scale as Visalia or Dayton, the RSGB's HF Convention has fast become THE premier event for the HF operator and especially the DXer in Britain. Last year's event was superb (see "QRZ" in the February 1988 "Ham Radio Today") and this year's sounds as if it will be at least as good. As always, the HF Convention will be held at the Belfry Hotel, on the A40 close to junction 7 on the M40, at Milton Common, near Oxford. This year, it is on Sunday 25th September and the doors open at 0930. Admission is £3 at the door. the programme of events includes G4RLE on "EMC — the politics and the EEC directive" at 1030, G3OSS on "HF Equipment — new or second-hand?" at 1145, trophy presentation at 1330, "QRP Topics" by G3PDL at 1430; and at 1545 WOAIH on "Building a US contest super-station", followed by F6EXV with his slide-show and talk on this year's Palmyra, Kingman Reef and Christmas Island DXpeditions.

Last year there was also an informal get-together and a series of several DXpedition slide-shows on the Saturday evening. This will almost



The G4CDX QSL card now being sent out for QSOs made during the 1988 CQ WPX Contest.



Steve and Steve, G4YFB and G3YDV operating G3ULT/P from a caravan during the RSGB National Field Day CW Contest.

certainly be repeated this year and although not part of the official proceedings is also not to be missed. I am fortunate in living close to the Belfry Hotel, but for those of you travelling some distance, the hotel does offer special rates for people attending the convention — contact the hotel direct for details.

It was good to receive a letter from Nick Trotman, G8SYE, who is now the proud possessor of both a brand new rig and brand new daughter. Congratulations on both counts, Nick! The rig in question is an HF one, a Ten Tec Argonaut 515 and the only thing Nick needs now is a GØ licence with which to put it through it's paces. Meanwhile, the Rx side has been pressed into action, and Nick reports logging TR8JLD, ZD8HCF and 5T5NU on 14MHz SSB and many South Americans and several Africans on 28MHz SSB, using just a 140 foot end fed wire. Good luck with the morse studies and you will soon be working some of these stations as well. In fact, I was lucky enough to be able to have a QSO with TR8JLD, Jean-Louis, on 7088kHz at 2120 GMT one evening not so long ago, with 59 signals both ways. Jean-Louis is probably the most active DXer in Gabon and has a good signal on all bands. He QSL manager is AK1E


if anyone requires a card from this country.

I am pleased to be able to report that I have now received my Australian licence and my callsign is VK9YG, as requested. I will be active from Home Island, in the Cocos Keeling group, from 18th October to 1st November, although operating time may be limited depending on other attractions on the islands! I plan to operate around the following frequencies: 28595, 21295, 14195, 7095/7045, 3785-3800 and 3640-3650kHz. In addition, I will try 160 metres — frequencies will be dependant on local signals and where there is a clear spot. Antennas consist of two log-periodic beams for 10, 15 and 20 metres and verticals, dipoles, inverted-L's and delta-loops for the lower frequency bands, all supported by two towers, one 60 foot and the other 70 foot high, located within a few feet of the Cocos Keeling South Lagoon's water's edge.

It sounds an idyllic location and I can hardly wait to get there. During my stay on Cocos Keeling I will take part seriously in the CQ World Wide SSB contest, which will be between 0000 GMT On 29th October and 2400 GMT on 30th October, ie. 48

hours over Saturday and Sunday. During this period I hope to be on the air as much as possible, although due to the anticipated amount of activity in the contest, I will probably not be able to stay close to the announced frequencies all the time. I will try to use the special callsign AX9YG during the contest, if possible, but the QSL route for both VK9YG and AX9YG QSOs is direct to me at "Penworth", Tokers Green Lane, Tokers Green, Reading, RG4 9EB. If you are sending a QSL or SWL report, PLEASE enclose a self-addressed envelope with a minimum of a 13p stamp or 1 IRC (International Reply Coupon) to cover return postage. Correct SWL reports sent direct with an s.a.e. and sufficient return postage will be confirmed, but I regret that SWL reports sent via the bureau cannot be acknowledged.

The above address is also the one to which you should send any reports of your HF activities or operations, or comments on DXpeditions, HF contests etc. I look forward to hearing from you, and would especially appreciate receiving photographs of your station, antennas or anything of interest to other HF operators or SWLs.



The site of G3ULT/P at Eversley on the Berkshire Hampshire border. The Reading DARC had a TH3 at 55' plus a 40' pole supporting wire antennas for 160, 80 and 40 metres. The soggy field provided an excellent earth.

Hand held — the Kenwood way

Pocket Packet Power.

The availability of hand held transceivers has meant that it is now possible to carry your amateur radio along with you wherever you go. The TH-25E 2 metre and TH-45E 70 centimetre transceivers are fine examples of Kenwood's ability to take an apparently simple idea and add that touch of magic which makes for ease of operating and user satisfaction.

Both transceivers feature an easy to see LCD frequency readout, 14 channels, up to 5W output, and in this age of keypads for everything actually use a tuning knob to leap across the bands in suitable frequency steps. Ever tried "tuning around" with a keypad? The same convenient knob also allows you to step through the memory channels, and even choose which direction to scan or sweep.

Despite the apparent absence of knobs, every possible facility is provided, including power saving on receive (with automatic switch-off should the set not be used for one hour), repeater and reverse repeater shifts — and tone burst of course, and a single key press will load memories from 1 to 10 with

every channel upwards starting with the one you put into channel 1. This means that if you put 145mHz into channel 1, a single key press will load 145.0125 in channel 2, 145.025 into channel 3, and so on to channel 10.

The "Tone Alert" function sounds an alert bleep for five seconds when a signal is received, and this lets you walk away from the set in the knowledge that it will call you back when needed.

With all the performance, you can still slip it into your pocket because these rigs are really tiny — and they feel so nice to hold that you won't want to put them down. That's perhaps why they are favourites among the rally thieves? Such is life.

The heading "Pocket Packet Power" is just to remind you that with one of these little rigs sat alongside your packet terminal, you can enjoy an amazing variety of contacts. If I hadn't seen them in operation I wouldn't have believed it. Europe wide QSOs from a hand held.

The Kenwood engineering extends to a whole range of accessories, all of which are described on the brochure which we shall be happy to send you on request. Better still, pop into one of our appointed dealers and ask to see (and hold) the Kenwood world beaters.



TH25E £258 inc VAT
TH45E £296 inc VAT

Glasgow: 4/5 Queen Margaret Road.
Darlington: 56 North Road.
Cambridge: 162 High Street, Chesterton.

Tel. 041-945 2626
Tel. 0325 486121
Tel. 0223 311230


Cardiff: c/o South Wales Carpets, Clifton Street.
London: 223/225 Field End Road, Eastcote, Middlesex.
Bournemouth: 27 Gillam Road, Northbourne.

Tel: 0222 464154
Tel. 01-429 3256
Tel. 0202 577760

Note: All our shops open Tuesday to Saturday inclusive.

FREE Information is free; only the Post Office demand payment for handling it — and the Penny Black is no longer used. Send us £1 to cover Post and Packing and we will return not only the full colour Kenwood catalogue, but details of any particular rig you mention and lots of other information including latest prices.

SEEK, AND YE SHALL FIND



In the realms of hand held scanners, it would be hard to beat the new AR800E. This compact package (only 60 x 50 x 135mm) contains an AM/FM scanning monitor covering the frequency ranges 75-105, 118-174, 406-495, and that most requested band 830-950 MHz. Channel spacing can be programmed from the keyboard for 5, 10, 12.5, and 25 kHz according to band, so all frequencies are correctly selected. AM and FM modes are available, and there are 20 memory channels to store the most used frequencies. You can also tell the set to search automatically between frequency limits set by the user, and transfer any frequency of interest directly into an unused memory. To cap all this performance, the AR800E comes complete with rechargeable batteries and mains charger, and at an attractive price.

AR800E £199 inc. VAT. Car. extra.



The radio to end all radios. The new RZ-1 from Kenwood may look like a high quality in-car wireless, but in fact is a mobile monitoring receiver covering 500kHz to over 900MHz. Modes available are AM, FM (communications), FM (broadcast and TV), and channel spacings are included to meet all requirements. Consider the fact that with this one package you can listen to almost everything, from Medium wave broadcast, Short wave stations, high quality FM and TV broadcasts, all communications channels including VHF and UHF airband, right up beyond 900 MHz. (Although the spec says 905 MHz, all RZ-1 receivers supplied by us have the upper frequency extended to 950 MHz at no charge.) The excellence doesn't end there; the display can be programmed by you to show a readout of the station title eg "Radio 2" or "Lond. Twr.", in any of the 100 (yes, 100) memory channels. Kenwood engineering quality and ease of use are combined to make the RZ-1 a must.

RZ-1 £465 inc. VAT. Carr. extra.

As you may guess, we stock, sell, and take care of almost everything connected with the hobby of listening, from Long wave to UHF. If you need any advice or assistance, we are here to help, and information is available at all times on any of our product range. In addition to the "Listener's Guide", we also publish the "Airband Guide", so if you send us £1 for postage, and ask for both these guides, we will be happy to send them off. Happy listening.

KANTRONICS



Packet radio is one of the fastest expanding areas in Amateur Radio. Access is available to national and international data, messages may be left on "mailboxes", and of course you may conduct a QSO just like RTTY or AMTOR.

KPC2 £159 inc. VAT. (Carr £18)

This is not just a basic TNC but more of a "Packet Special". Over 100 user commands are available, and operation can be on HF or VHF/UHF via its single port. Features include 3-state squelch, multi connect, digipeat, TTL or RS2322 compatible, personal mailbox — and now WEFAX is included.

KAM £265 inc. VAT. (Carr £8)

All the features of the KPC2 but with two independent ports for HF and VHF, allowing gateway operation. All mode operating via the HF port — Packet, AMTOR, RTTY, CW, ASCII, and WEFAX.

KPC4 £298 inc. VAT. (Carr £8)

A dual port TNC allowing simultaneous operation on two bands (if you can keep up the pace). All the features of the KPC2 plus gateway between ports (and WEFAX).

P.S. WEFAX means you can receive those wonderful Met forecast pictures off-air.

P.P.S. Ask about the 2400 baud option now available.

This and That

We cannot advertise everything we sell, because it would take the whole of this magazine to do it, which at £500 a page is a bit expensive. Instead, we send out reams of information every day, covering almost anything connected with radio. To send an interesting pack of reading, all we ask is a contribution towards postage costs, so if you clip the coupon on this page and send it to us with your £1, we will fire back all the info you want. Mention any special interests or particular rigs, and we will feature them in the pack. We don't only lurk in Matlock; we have branches in many major cities and we try to keep all that we sell at every branch. Just ring for the address of your nearest Lowe shop, or see the front of our product list for details. In the absence of a branch, we also supply approved dealers who are of proven reputation and integrity. There are others who, for our own good reasons we prefer to avoid. So should you if you think about it, because anyone who cuts a price, and hence his operating margin, can only be cutting his service and backup. There isn't anywhere else the cut can be made. We prefer to maintain our standard of service rather than "Forty quid off, John" and no backup. The choice, of course, is yours.

LOWE ELECTRONICS LTD.

Chesterfield Road, Matlock, Derbyshire DE4 5LE
Telephone 0629 580800 (4 lines) Fax 0629 580020

Name

Address

Post Code

FREE INFO.
Don't forget £1
to cover postage.
H.R.T.

Siskin Electronics

For RF Data Communications Products



Pac-Comm

TNC-220 Dual port (HF/VHF) very popular £139.00
 TINY-2 Single port VHF TNC. Great Value £109.95
 Micro-2 Low power (40mA) TNC, high spec £139.00
 DR-200 Dual port digipeater £169.00

AEA

PK-88 Low price TNC from AEA £109.95
 PK-232 Packet/Ascii/CW/Amtor/RTTY/
 WEFAX and NAVTEX! £269.95

ICS

FAX-1 Recive weather maps from any SSB
 receiver to a suitable printer. £279.95

Kantronics

KPC-2 VHF/HF TNC. WEFAX and PBBS inc. £159.00
 KPC-2400 Packet at 1200 and 2400 baud!! **Phone**
 KAM Packet/CW/RTTY/Ascii/Amtor/
 WEFAX. KA-NODE and PBBS inc. £265.00
 MD24 2400 baud modem for KAM or
 KPC-4 . Great value at only £39.00

Accessories

RS-232 Lead for most computers £9.95
 HF-125 HF Receiver, ideal for FAX as well
 as RTTY/AMTOR etc £375.00

Software

Please contact us to discuss your software needs. We can supply a wide range of both public domain and specialist software to get the most from your TNC.

NEW - G3RUH 9600 baud modem boards now available. Please phone for details.

Southampton Road,
 Hythe, Southampton.
 SO4 6WQ.
 England
 FAX: 04893-5081

Orders and Information

Phone: 0703-849962

Or Cellnet (0860) 616770



**PRACTICAL
 IDEAS FOR
 RADIO
 AMATEURS**

NEW

IAN POOLE
 G3YWX

HINTS TIPS AND IDEAS

PRACTICAL IDEAS FOR RADIO AMATEURS offers a wealth of hints, tips and general practical advice for all radio amateurs and shortwave listeners. The book includes chapters on setting up a shack, aerials, components methods of construction, handy circuit tips and circuit testing. There are also appendices giving useful formulae and tables.

Armed with the practical information on the above subjects the radio operator will be able to maximise the potential of his or her station through effective equipment construction and installation as well as day to day station management.

Published in association with 'Ham Radio Today', to which Ian Poole contributes regularly, Practical Ideas will become an indispensable reference book for all radio amateurs.

ISBN 085241 917 7
 Price £5.95 128 Pages
 Published: August 88

04040 PRACTICAL IDEAS FOR RADIO AMATEURS 1 x £5.95 . POSTAGE AND PACKING (10%) 50p
 Please charge my Access/Mastercard/Barclay/Visa
 Quote Access/Mastercard/Barclaycard/Visa
 Allow up to 28 days for delivery

**ARGUS
 BOOKS**

HOW TO ORDER BY POST
 Total to be paid £6.55
 BY PHONE (0442) 41221 EXT 221

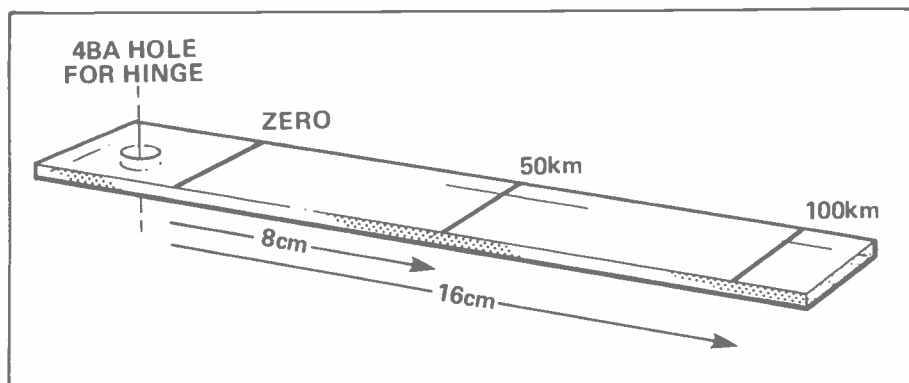
Signature
 Name
 Address

Complete details and return form to
 Argus Books Ltd, PO Box 901,
 Sudbury, Suffolk
 CO10 6FR

please mention HRT when replying to advertisements

HAM RADIO TODAY OCTOBER 1988

METREWAVE



"Meet the QRB-stick" suggests Jack Hum, G5UM, in describing what he calls the world's simplest method of measuring QSO-distances.

Back at the dawn of VHF-time, and that means forty-plus years ago, you counted yourself fortunate to work much farther than a hundred miles on the then-available bands of 145 and 420 Mc/s (note "megacycles"!) Your phone mode would be amplitude modulation if the local televisioners didn't object too much when it was heard through their sound channels. Your DX mode would be CW, which carried three or four times farther than AM.

Because *any* contacts were an event, and gratefully received, it was worth knowing from how far away that weak and watery incoming signal was being generated and exceptionally it *could* be beyond that putative 100 miles QRB. Very exceptionally, contacts up to many hundreds of miles proved possible as the mechanisms of tropo and aurora became better understood and it was the hams' pioneering work in this field that *made* them better understood.

Even more exceptionally there were those rare "real DX" contacts, of which the exemplar was the one made to the USA by G6DH as long ago as November of 1947, on a 50Mc/s frequency allocated by special dispensation from on high. That historic event is well worth remembering by those who think it is all new on today's Six Metre Band: it isn't, but that doesn't

detract from the excitement when it happens.

Magic Hundred Miles

For most of the time it was that magic three-figure 100-mile QRB which exercised the minds of those metrewave pioneers who did it all with home-built valve equipment and home-constructed aerials.

Reckoning that 100 miles or less was the QRB you would most

often wish to measure, you would equip yourself with a large map to be mounted on a sheet of hardboard and suspended from the picture rail of the radio room or if there was no picture rail then Rawlplugged into the wall. A hole would be drilled at the exact point on the map where the home QTH was located and a 4BA bolt run through it, to be secured loosely on the reverse. On the obverse - meaning the front of the map- the other end of the 4BA bolt engaged with a hole drilled at the end of a length of flat perspex. This perspex strip would be calibrated in ten mile intervals by scratching marks laterally across its surface according to the scale of the map used. Hey presto, a ready-made no-cost QRBaker-stick! When swung across the map in the direction of your QSO-partner's location (he would have told you this, or you could have looked it up in the Callbook), then equally hey presto, you had instant QRB readout.

What Map?

Before any of this could happen a decision needed to be made about



the size of map to be installed. The answer was simple: any map that extended say a couple of hundred miles from the home QTH would suffice for most of the DX likely to be worked in those days.

Early on, your G5UM installed a Bartholomew coloured counties map of England and Wales (separate editions were available for Scotland and Ireland). Today, this map has only a historic value. It shows the old, pre-merger counties, it shows no motorways, for they were not invented, but it does show all the dear old railways of yesteryear (and observing how many there were, all inhabited by coal-burning steam locomotives, the propensity for pollution may be imagined -and indeed remembered by the metrewave buffs who were around at the time, who saw some merit in the smog of those years: it usually indicated that VHF conditions were likely to be good!)

The scale of that old map was 10 miles to the inch. Accordingly, a length of flat perspex 10 inches long by one inch wide was required to give a hundred-mile radius-ing. The rod had an inch extension at its "home QTH end" to admit that 4BA bolt, which acted as a hinge. A very contemporary replacement to that old map, also by Bartholomew, measures 36ins by 29ins, which dictates the size of hardboard backing needed to mount it. Half a dozen drawing pins tacked to the top, bottom and middle edges of the map will secure it to the hardboard. The major scale on this current map shows $6\frac{1}{4}$ ins = 200km. The minor scale below it gives $5\frac{1}{8}$ ins = 100 miles, very truly a contemporary map: on the old one the miles scale came first with kilometres in a subservient position! An incidental attraction about this current map is that it delineates the local authority districts within each county, which will have some appeal to those enthusiasts who ask you over the air "What is your local Authority?". You can find out what *his* is without even asking him: it's on the map! No doubt there are other equally contemporary maps that provide equally comprehensive information. The one under discussion happened to be that which was recommended by G5UM's local map shop, and it cost only £2.50.



What length of QRB-strip?

With a contemporary map the old "10 inches equals a 100 miles" stip will hardly do. You've got to go metric. What, then, is a realistic length of QRB-stick to use with it? Because most of today's metrewave contests are based on kilometric radius rings the newly constructed QRB-stick should take this into account. Its length will be governed by the scale of the map which the radio amateur decides to install in the shack. On the map so far discussed, where 4cm of calibration equals 50km of distance, it would be quite feasible to multiply these figures by ten so that 40cm of QRB-stick length came to 500km of distance. A 500km stick at 40cm long would come out at about 18 inches, plus another half inch at the end to take the 4BA hinge. This is quite a convenient length to use on a map 36 inches deep.

When swung on its hinge this length of calibrated perspex would extend from Central England to the Grampians in one direction and well past the Low Countries in the other: or in an east-west direction from Norfolk well into the Irish Republic. This with a map to scale 1:1,250,000.

This order of coverage, though, might be regarded as too extensive except for the dedicated DX hound. For the average metrewave operator (if there is one!) distances between places in the UK will be the major requirement. A map at 1:1,250,000 cannot show the individual villages and settlements

which a more "intimate" map would do.

If you wanted to check out the QRB between, say, Heddingham in Essex and Crich in Derbyshire to work out the distance after you'd covered the path on 23cm, you couldn't. Neither place is shown on "the big map". Both are shown on maps where greater detail is presented, such as that "old and ancient, complete with railways" one mentioned earlier. Its scale is 1:636,000 or, to put it crudely, it shows twice as much detail, and this is probably what the generality of metrewave people want.

A profusion of such maps is available from the usual stockists, and a good browse over them is recommended before a purchase is made of an article likely to be in use for a long time. A map on linen will wear better than one on paper and will better withstand the scraping of the perspex QRB-stick over its surface. But it is likely to be more costly.

Stand by to Calibrate!

Having decided on the purchase of a suitable map (or indeed maps, one for DX, the other for everything else), the operator's next task is to calibrate the QRB-stick to go with it. This is done as follows: First, measure from the map's scale what the equivalent of 50km is. It could be 8cm. Next, incise across the perspex pointer a line to indicate "nought kilometres", allowing say half an inch of pointer through which to drill the 4BA hole to make it swing. Next, incise a lateral line at the 50km point, another at the

100km point and in sequence out to the edge of the QRB-stick. See Fig. 1. Because the perspex is transparent the kilometre markings should be emphasised by fixing a small strip of white adhesive tape at each 50km interval for ease of read-out.

Finally, drill a hole at the "non-operation" end of the perspex - that is, through the passive half-inch already mentioned. You are in business!



Doing it the hard way?

Hams who have seen the QRB-stick in use at G5UM, or heard it described at club meetings, sometimes ask: "Aren't you doing it the hard way? Wouldn't it be simpler to work out distances with a computer?" You can indeed get a quick readout of QRB with a computer if you have one readily accessible at the operating position and so long as it doesn't generate a lot of hash that clobbers incoming signals -and some of them do. Knowing the

other operator's latitude and longitude, you can get almost instant readout of the distance away from you, the QTH locator et al. But you will need to spend moments asking for the lat-and-long of the other station before you can get the sums right.

Among many other facilities offered by a computer in the ham station is to index your QSOs, either *all* of your QSOs or just your *first* QSO with a given station - though it is for discussion whether or not it is

any faster or more accessible than the "old exercise book system" with one callsign block per page described here a year or two ago.

Just a final thought about doing it all by computer: is there any such device that occupies only half an inch of wall space, drinks nothing from the mains, costs almost nil, or is any faster than getting up from your radio room chair and swinging your QRB-stick while the QSO-partner is talking? If there is, no doubt the computer buffs will say!

RADIO AMATEURS EXAM? PASS FIRST TIME!

Before you enrol check the benefits of RRC'S unique Home Tuition Service

RRC has helped thousands of students to success in their examinations with this unique system of postal tuition, one which guides you, step-by-step, to qualify in the shortest possible time. Only The Rapid Results College offers you all these advantages:

- | | |
|---|--|
| <input type="checkbox"/> A qualified personal tutor | <input type="checkbox"/> Free advice before you enrol |
| <input type="checkbox"/> Study material prepared by specialists | <input type="checkbox"/> Telephone Helpline |
| <input type="checkbox"/> Completely self-contained courses | <input type="checkbox"/> Free 'How to Study' Guide |
| <input type="checkbox"/> Handy pocket-sized booklets | <input type="checkbox"/> Instalment Plan |
| <input type="checkbox"/> Personal study programme | <input type="checkbox"/> Free Postage on course material |
| <input type="checkbox"/> Regular marked tests | <input type="checkbox"/> Worldwide Airmail Service |
| <input type="checkbox"/> Courses regularly updated | <input type="checkbox"/> Extra tuition free if you don't pass first time |
| <input type="checkbox"/> 48 hour despatch | |

POST COUPON TODAY FOR FREE RADIO AMATEURS PROSPECTUS
Please send me my prospectus as quickly as possible.

Mr/Mrs/Miss/Ms _____

Address _____

Postcode _____



RRC The Rapid Results College



Dept. JN11, Tuition House, London SW19 4DS. FREE ADVICE: 01 947 7372 (9am-5pm)
PROSPECTUS: 01 946 1102 (24 hour Recordacall Service quoting Dept. No above)

R.A.S. (NOTTINGHAM)

G6KBH
G1RAS
G8UUS

Radio Amateur Supplies
Tel: 0602 280267



Visit your Local Emporium

Large selection of New/Used Equipment on Show

AGENTS FOR:

F.D.E.
AZDEN
ICOM
YAesu
ALINCO
KENPRO

ACCESSORIES:

Wels Range
Microwave Modules
Adonis Mics
Mutek Pre-Amps
Barenco Mast Supports

DRAE products
BNOS Linears and
PSUs

Agents for VODAPHONE & CELLNET

AERIALS: Tonna, Halbar, Jaybeam, New Diamond Range of Mobile Whips

Bring in your secondhand equipment for sale

JUST GIVE US A RING

Monday: CLOSED Tuesday-Saturday: 10am to 5pm

3 Farndon Green, Wollaton Park, Nottingham NG8 1DU
Off Ring Rd, between A52 (Derby Road) & A508 (Ilkeston Road)



BINDERS

FOR YOUR VALUABLE COLLECTION OF HAM RADIO TODAY MAGAZINES

• SMART • EASY TO USE • TOP QUALITY
To ASP Readers Services, PO Box 35,
Wolsley House, Wolsley Road, Hemel Hempstead, Herts HP2 488 (0442-41221)

£5.95
inc.
P&P

Please supplyHam Radio Today Binders
@ £5.95 inc. P&P

Total £ (Please make cheques payable to ASP Ltd.)

Years Required — 198.....198.....198.....198.....

Name

Address

Please allow 21 days for delivery



Packet Radio

Part 2

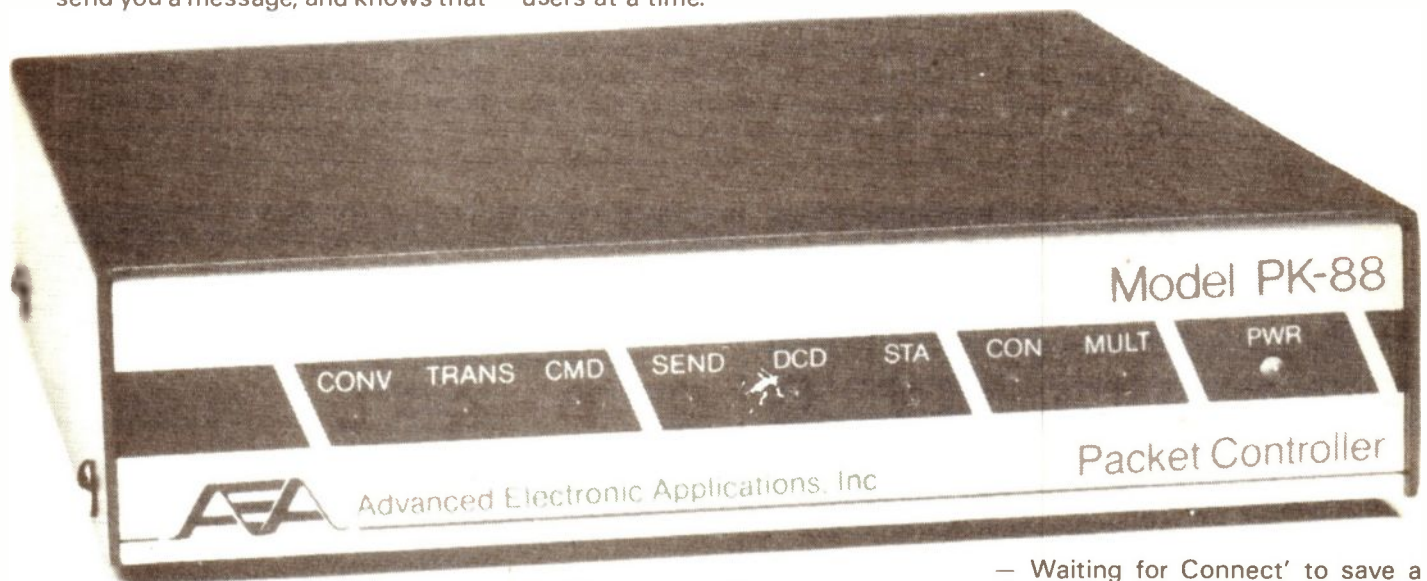
In part one of this series, I gave an idea of what packet was all about, with plenty of information to allow you to get started. The major advantages of packet, i.e. that of 100% error-free communication combined with digipeating facilities, makes it ideal for electronic message distribution amongst amateurs. Hence one of the most popular uses of packet is, not surprisingly, that of radio 'Mailbox' or 'Packet Bulletin Board Station' use.

A packet bulletin board is very similar to its landline counterpart, it acts as a focus for messages to and from other amateurs. However packet BBSs have one very large advantage, that of automatic forwarding. Let's say for instance that your friend in Plymouth wishes to send you a message, and knows that

**Chris Lorek G4HCL
continues his beginners
guide to Packet Radio
with Mailbox Operation**

mailboxes in the country. Facilities also exist for international forwarding, as some Packet Bulletin Board Stations also have HF facilities as well as a VHF port. Others have ports on 432.675MHz as well as 144.650MHz to allow message forwarding to take place on a less active frequency as well as allowing two users at a time.

changing day by day, with many new mailboxes coming on air each month, so the best way really is to set your TNC to 'MONITOR ON' and take a look at local activity. At the time of writing, many stations are using their own callsign with a '2' SSID, i.e. G4SPV-2, however soon a formal GB7***-2 series will be used for all stations forming part of the national trunking, i.e. autoforwarding, network. The GB7***-2 series will also be part of the network, so again the best way is to monitor your local activity. Many PBBSs send out beacon messages informing amateurs of their callsign, location, and often a list of callsigns for whom messages are stored. Often they will also inform you of their status, i.e. 'BUSY - Connected to USER' or 'FREE



your local mailbox in Birmingham is GB7MAX-2. He connects onto his local mailbox, GB7PLY-2, and simply enters a message as being addressed to 'your Callsign@GB7MAX-2'. GB7PLY-2 then, fully automatically, routes your message across the country via intermediate mailboxes to reach GB7MAX-2, where the message is stored for you to read.

Alternatively, if you need advice on say, converting your Pye Westminster onto 2m or 70cm (and you weren't subscribing to HRT when we showed you how!) you can send a message addressed to 'ALL' and your plea will be circulated to all

Throughout the country, and indeed the world, individual amateurs spend many hundreds of pounds providing such a service to their fellow amateurs. Hence lesson one, remember it is someone else's equipment you are making use of, you don't have any right to do so apart from the station owner allowing you to do so. Treat this privilege carefully, don't spend all day connected to your local mailbox denying others of its use!

Locating Your Box

So how do you find your local mailbox? Well the simplest answer is to look at our table giving the callsigns of PBBS stations around the country. The network is of course

— Waiting for Connect' to save a 'busy' reply to your TNC.

Logging On

When you first connect onto a PBBS, you will receive a greetings message, followed by a short menu of commands and a prompt, possibly with a request to enter your name. Following this, each time you connect in the future the PBBS will greet you by name as well as your callsign. Each PBBS is unique in that it is often configured to suit local needs, you may find you get different menus or prompts, but if you get stuck, enter the command 'H' followed by a carriage return, which will bring you a 'help' instruction set. To find out a

Table 3 UK Mailboxes

BBS CALLSIGN	LOCATION	TYPE	OPERATOR				
GB7AAA-2	Northampton	WORLI	GOHWC	GB7LRG-2	Leicester	WA7MBL	G1LPC
GB7ABC-2	Rhyl	WA7MBL	GW3TMH	GB7MAC-2	Glasgow	WA7MBL	GM4AUP
GB7AOB-2	Fort William	K8KA	GM8A0B	GB7MAX-2	Tamworth	WA7MBL	G4JBX
GB7APC-2	Swindon	WA7MBL	G1APC	GB7MTP-2	Daventry	WA7MBL	G4MTP
GB7BBS-2	Wolverhampton	WA7MBL	G1DIL	GB7MXM-2	Stowmarket	WA7MBL	G4GBA
GB7BRK-2	Reading	WA7MBL	G1AWD	GB7NEM-2	Middlesborough	WA7MBL	G8EIA
GB7BYS-2	Bromley	K8KA	G1BYS	GB7PHL-2	Sheffield	WA7MBL	G4PHL
GB7CDM-2	Crewe	WA7MBL	G4BVE	GB7PLY-2	Plymouth	WA7MBL	GOBSX
GB7CQV-2	Aberdeen	WA7MBL	GMOCQV	GB7PVR-2	Oxford	WA7MBL	G1PVR
GB7DGK-2	West Drayton	WA7MBL	G4DGK	GB7RDG-2	Reading	WA7MBL	G4YFB
GB7DQW-2	Shrewsbury	WA7MBL	GODQW	GB7SAN-2	Glasgow	WA7MBL	GM3SAN
GB7ELO-2	East London	K8KA	G1SJU	GB7SAU-2	Western Isles	WA7MBL	GM8SAU
GB7ERA-2	Evesham	WA7MBL	GODXX	GB7SEK-2	Ashford	WA7MBL	G4IDX
GB7ESX-2	Witham	WA7MBL	G1NNB	GB7SNE-2	Dalgety Bay	WA7MBL	GM8SNE
GB7FCI-2	Blackpool	WA7MBL	G6FCI	GB7SPV-2	Stevenage	WA7MBL	G4SPV
GB7FRI-2	Oban	WORLI	GMOFRI	GB7SUT-2	Sutton Coldfield	WA7MBL	G8AMD
GB7GBY-2	Grimsby	WA7MBL	G8UFQ	GB7TCM-2	Upton-On-Severn	K8KA	G8ADH
GB7GMX-2	Manchester	WA7MBL	G3VOM	GB7TED-2	Belfast	WA7MBL	G14AHP
GB7GUR-2	Manchester	WA7MBL	GU4YMV	GB7TVM-2	Hexham	WA7MBL	G1HZI
GB7HQM-2	Potters Bar	VA7MBL	G3OUF	GB7TXA-2	Basingstoke	WA7MBL	G4TXA
GB7HXA-2	Huntingdon	WA7MBL	G4UXV	GB7UWS-2	South London	WA7MBL	G1UWS
GB7IMB-2	Bristol	WA7MBL	G8IMB	GB7VIC-2	Glasgow	WORLI	GM4HCO
GB7JSC-2	Glasgow	K8KA	GM1VBE	GB7VLS-2	Norwich	WA7MBL	G4VLS
GB7KCM-2	Southampton	WORLI	G4KCM	GB7VMR-2	Maidenhead	WA7MBL	G3VMR
GB7KHW-2	Biggleswade	WORLI	G6KHW	GB7WFD-2	Wakefield	WA7MBL	G4CLI
GB7KLX-2	Wirksworth	WORLI	G4KLX	GB7WOK-2	Wokingham	Homebrew	G3WGV
GB7KVD-2	Taunton	WA7MBL	G1KVD	GB7WRI-2	Randalstown	WA7MBL	G14WRI
GB7LDI-2	Norwich	WORLI	G3LDI	GB7XJZ-2	Eastleigh	WORLI	G6XJZ
GB7LIV-2	Liverpool	WA7MBL	G4LDJ	GB7ZBA-2	Norwich	WORLI	G4ZBA
GB7LNX-2	Lincoln	WA7MBL	G4GOU				

little about the mailbox, such as who it is run by, and what equipment it is using, enter the command 'l' again followed by a carriage return.

There are currently a few types of PBBS programs in use, and hence the operation between each is slightly different, but Tables 1 and 2 give the command listings for the two most popular versions. Table 3 shows you the software in use on your local box, however when you connect the PBBS will inform you on the first line, a typical sign-on menu being;

```
*** CONNECTED TO G4UXV-2
[MBL-$]
HUNTS BBS Fwd Code __33221
Huntingdonshire Repeater Group
BBS **** SUPPORT EASTNET ****
Hellow Chris, New 3892 - 3935,
Active 241
HUNTS BBS (A,B,D,H,I,J,K,L,N,
R,S,T,U,V,W,X,Y,?)>
```

This shows that MBL software is in use, together with the range of new messages since I last connected, and the number of 'active' messages, i.e. the number actually stored in the PBBS. If there are messages stored for you, the PBBS will often inform you of the fact and list these. When you first log in, you will see that all messages are 'New', i.e. they start at O, and if you enter an 'L' to give a listing you will be waiting rather a long time for it to finish, as well as tying up the PBBS and the airwaves! So beware. . . don't request an entire

list at first, but try typing 'LL15' or similar for a listing of the last 15 messages stored, your popularity on the airwaves will then not deteriorate!

As well as sequential message numbers, the listing will give you the sender's callsign, his local mailbox identification, and a short description of the message content. When the listing has been completed, and the PBBS sends you a '>', you may enter any of the commands listed to gain further information. For instance if you wish to read message number

3465, type in 'R 3465' followed by a carriage return, do not end your entry with a '>', remember to enter a space between the command letter and the message number. If you do make a mistake, don't worry, the PBBS will just come back with '***Invalid Command' or similar, and allow you to try again.

Files

Besides messages to and from other amateurs, these often being of short and periodic nature, a facility



'... never really fancied Packet - bit too complicated if you ask me ...'



exists for storage and retrieval of files. These may be computer programs, local radio club information, modification details for TNCs, and national packet network information. If you wish to see what is available, type 'W' followed by a carriage return, you will then see a listing of files or sub-directories stored, the number of kilobytes in length of each, and the amount of memory remaining in the PBBS for storage of further files. To download any of these, refer to the respective instruction set listed, but remember these files are normally fairly long hence try to pick a 'quiet' time. you may like to try entering 'D USER.DOC' which is the normally the 'User Documentation' file for the mailbox, you may like to print this out at your terminal for future reference.

When you wish to disconnect, enter the command 'B' followed by a carriage return, this tells the PBBS

that you have decided to log off. If you simply enter your TNC 'Command' mode and then disconnect, the PBBS will think the system link has failed and 'hand' for a while, sending any remaining output on the air, not allowing other stations access who may be waiting to use it after you. Remember it is a shared facility, use it properly! Remember also to 'Kill' messages addressed to you that you have read, by using the 'KM' command. After you have become used to operating your local mailbox, you may wish to dispense with the long sign-on menu by changing your status to an 'expert user' by entering 'X' or 'NE' as appropriate.

Sending Messages

To enter a message, you simply type 'S G4HCL' or whatever the callsign of the station is for whom your message is intended. If the recipient is at a distant mailbox, say

G4UXV-2 (GB7HXA-2), you enter 'S G4HCL@G4UXV-2', simple as that. The PBBS will then invite you to enter your message, telling you how to terminate it, for instance with a 'Ctrl-Z' or '/EX' at the beginning of a line on its own. If you are using a computer or terminal with a message buffer facility you'll find it more efficient to type your message into your terminal's memory prior to logging onto the PBBS, alternatively you can type it in 'live' if you wish. Following this, the PBB will tell you that your message number **** has been stored, and give you a further menu and '>' prompt. If you type in 'LL 1' you will see your message listed, however you may notice that the distant mailbox callsign, if applicable, has been changed to a five figure number, for instance G4HCL@G4UXV-2' has been changed to 'G4HCL@_33221'. This is because a national message routing system has recently been agreed on between PBBS operators in the UK, allowing more efficient forwarding of messages. For instance if you initially entered 'S G4HCL@_33221' the message would get there just the same. It is useful to end the text of your message with your callsign together with the callsign of your local PBBS for any replies from distant amateurs.

TABLE 1 WA7MBL Command Set

General Commands:		R	Read a message.
A	Abort message file downloading	RM	Read all messages addressed to you.
B	Log off the PBBS	RN	Read all unread messages addressed to you.
J	Display callsigns of stations recently heard or connected	R (n)	Read message No.(n).
JK	Display callsign of stations recently connected	S (callsign)	Send message to (callsign).
J (port)	Display callsigns of Stations recently heard or connected on TNC (port)	S (callsign 1)	Send message to (callsign 1) via PBBS (callsign 2).
N (name)	Enter your name in system (12 characters maximum).	@ (callsign 2)	
P (callsign)	Display path to (callsign) from PBBS.	S	Send a message.
T	Ring the bell at the SYSOP's terminal for 1 min.	SB (callsign)	Send bulletin message to (callsign).
V	display PBBS software version, date of release, number of active messages and next message No.	SP (callsign)	Send private message to (callsign).
		SS (callsign)	Send service message to (callsign).
		ST (callsign)	Send NTS message to (callsign).
Help Commands:		File Transfer Commands:	
H	Display description of PBBS commands.	D	Download a file from the PBBS.
I	Display information about the PBBS station.	D (name)	Download file named (name).
X	Toggle between short and extended command menu.	D (subdir) /	Download file named (name) from Subdirectory (subdir).
? (command)	Display description of PBBS command	(name)	
Message Commands:		D (name) (n)	Download (n) number of lines of file named (name).
K	Kill a message	U	Upload a file to the PBBS.
KM	Kill all messages addressed to you that have been read.	U (dir) / (name)	Upload file named (name) to subdirectory (dir).
K (n)	Kill message No.(n).	W	List what files are available.
L	List all messages since you last logged in.	WN	List new files uploaded since you last logged on.
LB	List all bulletin messages.	W*(.ext)	List files with an extension of (ext).
LL (n)	List the last (n) messages stored on the PBBS.	W (dir)	List files in subdirectory (dir).
LM	List all messages addressed to you.	YAPP Binary File Transfer Commands:	
LN	List all unread messages addressed to you.	(Only available for MS-DOS computers running YAPP terminal program).	
LP	List all private messages to or from you.	Y	Display description of YAPP Binary File Transfer.
LT	List all NTS traffic.	YD	Download a file using YAPP Binary File Transfer.
L> (callsign)	List all messages addressed to (callsign).	YN	List new binary files uploaded since you last logged on.
L> (callsign)	List all messages from (callsign).	YU	Upload a file using YAPP Binary File Transfer.
L (n)	List messages newer than message number (n).	YW	List what binary files are available.
L (n1) (n2)	List messages numbered (n1) through to (n2).		

TABLE 2 WDRLI Command Set

General Commands:		RM	Read all messages addressed to you.
B	Log off the PBBS	RT	Read all NTS Traffic.
J (port)	Display callsigns of stations recently heard or connected on TNC (port)	R (n)	Read message No.(n).
N (name)	Enter your name in system (12 characters maximum).	S (callsign)	Send message to (callsign).
P (callsign)	Display path to (callsign) from PBBS.	S (callsign 1)	Send message to (callsign 1) via PBBS (callsign 2).
T	Ring the bell at the SYSOP's terminal for 1 min.	@ (callsign 2)	
Help Commands:		SB (callsign)	Send bulletin message to (callsign).
H	Display description of PBBS Commands.	SP (callsign)	Send private message to (callsign).
I	Display information about the PBBS station.	SS (callsign)	Send service message to (callsign).
NE	Toggle between short and extended command menu.	ST (callsign)	Send NTS message to (callsign).
Message Commands:		File Transfer Commands:	
KF	Kill all your messages that have been forwarded.	D	Download a file from the PBBS.
KM	Kill all messages addressed to you that have been read.	D (name)	Download file named (name).
KT	Kill traffic after it has been taken.	D (dir) (name)	Download file named (name) from directory (dir).
KY	Kill all messages addressed to or from you that have been read.	U	Upload a file to the PBBS.
K (n)	Kill message No.(n).	U (name)	Upload a file named (name).
L	List all messages entered since you last logged in.	U (dir) (name)	Upload file named (name) to directory (dir).
LB	List all bulletin messages.	W	List what files are available.
LF	List all messages that have been forwarded.	WN	List new files uploaded since you last logged on.
LL (n)	List the last (n) messages stored on the PBBS.	W(dir)	List files available in directory (dir).
LM	List all messages addressed to you.	Gateway Commands:	
LT	List all NTS traffic.	G	Access gateway and use the following gateway commands;
LY	List all messages addressed to or from you that have been read.	B	Log off the PBBS.
L> (callsign)	List all messages addressed to (callsign).	C (callsign)	Send CONNECT request to (callsign).
L> (callsign)	List all messages from (callsign).	J	Display callsigns of stations recently heard or connected.
L (n)	List messages numbered (n) and higher.	M	Monitor gateway frequency.
L (n1) (n2)	List messages numbered (n1) through to (n2).	R	Exit gateway and return to PBBS command mode.
R	Read one message.	U	Send unconnected messages (CQs) via gateway.
		X	Toggle between short and extended gateway command menu.
		Ctrl W	Abort gateway C or U commands.

Personal Mailboxes

On many TNCs there exists a capability for a limited memory mailbox to be used for storage of messages to yourself when you're not around, you'll find these incorporated on the Kantronics KAM, KPC-2, and KPC-4, as well as the AEA PK-88. These are not part of the national network of course, but are very useful indeed if you are in direct range of your amateur friend who's never around when you are! The callsign used for these is invariably the normal station callsign with an SSID of -2, i.e. my personal mailbox is G4HCL-2. When the new amateur licence conditions come into force at the beginning of 1989, it is believed that the position of these will be clarified as being legal for storage of messages addressed to the callsign

holder only, but not for use for 'third party' messages for which the formal GB7 series of PBBSs are of course there for.

When you log on to one of these, you will normally receive a greetings message such as; 'WELCOME TO G4HCL'S PERSONAL PACKET MAILBOX' or suchlike, followed by the amount of memory remaining, a short menu and prompt. You may use a limited number of the same L, S, K, B etc. commands as MBL or RLI mailboxes, and indeed may use your personal mailbox to receive auto-forwarded messages addressed to you by arrangement from you local PBBS.

Logoff

So there we are, this article is certainly not meant to be an

exhaustive guide to every aspect of BBS operation, some stations employ HF/VHF or VHF/UHF gateway facilities for example, but it should give you ample information to get you going. Remember all PBBSs have the facility of being slightly different, the command list may be shortened for instance. Some PBBSs are set to offer only a limited service, if any at all, for multi-hop digipeated stations, the idea of course is *not* to DX into a PBBS, with automatic forwarding there is of course no need, as it only ties up what are becoming very busy radio channels purely due to the popularity of packet.

Next month I will introduce Nodes and Digipeaters, and more importantly what they do and how to use them, the advantages of Nodes being quite significant.



MORSE FORUM



Morse could probably be described as a specialist interest inside Amateur Radio. Even then amongst those interested in morse there are those who specialise in different areas. Some are interested in operating, others in QRP and so on. Hopefully there will be something to interest everybody this month.

QRP

One of the specialist interests which seems to have grown very rapidly in recent years is QRP. The

still remember the excitement and almost disbelief when a station called me as I was testing out one of my first QRP transmitters soon after I got my licence.

However, it must be said that QRP operation is not always easy,

particularly on the DX bands where kilowatts are far more plentiful than milliwatts. As a result calling frequencies have been set aside for QRP operators. Generally these frequencies are 60kHz above the bottom end of the band. As usual there are a few exceptions — 40 metres and 30 metres where the nature of the band does not allow for this. Listed below

Even though these calling frequencies are worth using this does not mean to say that they *have* to be used. It can be quite fun to operate on a different frequency and surprise a few stations when you tell them what power is being used. In fact it is surprising just what can be done.

For those interested in QRP operation it is worth giving a mention to the G-QRP Club. It was founded several years ago to further QRP operation by spreading ideas, help and circuits which members would find useful, the club has been so successful that it now has over 4000 members in the UK and abroad! It publishes a magazine called SPRAT which is very useful and for anyone interested in QRP operation it is well worth joining. More information can be obtained from Reverend G. Dobbs, G3RJV, St. Aidan's Vicarage, 498 Manchester Road, Rochdale OL11 3HE.

Key Stories

Even though we take morse keys for granted today, and sometimes even think of them as being just a basic item, it is surprising how much development has gone into them. The first instalment of a series about the development of Morse Keys has recently appeared in *Morsum Magnificat* written by W3WRE and it makes very interesting reading.

The story starts in 1844 with the birth of the key. Alfred Vail was testing some wires just before the opening of the Baltimore-Washington line. He found that it was possible to send information along the wire by a simple method of opening and closing the circuit. Previously other codes had used rather cumbersome and complicated devices to code and decode the information. Vail's key probably went very much the other way. It looked rather crude and would have been quite difficult to use.


From these early beginnings the morse key slowly developed. Initially all sorts of design were used as they were made up by instrument makers with no real knowledge about

Ian Poole, G3YWX, takes us for another dip into the world of morse code.

challenge of making contacts with a limited amount of power seems to have fired the imagination of a large number of people. Added to this, QRP equipment can often be made to be quite simple and this means that people have a fighting chance of being able to build their own equipment again. There is a great feeling of achievement when the first station replies to you on a piece of equipment you have built. In fact I can

are the QRP frequencies for the HF bands.

Band	QRP Calling Frequency (MHz)
80	3.560
40	7.030
30	10.106
20	14.060
15	21.060
10	28.060



morse. This happened because there were no commercial producers of keys as there are today.

Early keys were very much different to those we see today, they had no springs, but instead used weights to bias them off so they were very "heavy" to use. However it did not take too long before someone actually thought about using springs which made them much easier to use.

Many different designs appeared and keys of all shapes and sizes were produced throughout the latter half of the nineteenth century, but slowly the basic format of the key evolved to give the types we see on the market today.

Collecting Keys

Even though it may not be possible to come across any of the very old keys, key collecting is becoming quite a popular sideline. However keys are becoming increasingly difficult to find and certainly much more expensive than they used to be. Only recently I heard of a very ordinary ex-army key fetching a price which I thought was much too high. The basic problem is that there are too many people interested in snapping up the 'limited editions' of old keys which are available.

However it sometimes pays to look outside the radio fraternity. Here prices may be lower and competition less, although they will be few and far between. One possible area to look was suggested to me by a friend who attends some of the local "antique" or bric-a-brac sales which are held in town halls, church halls and the like. Here he said he has occasionally seen some morse keys as well as some old radios, all being sold for relatively modest sums.

So (provided you don't get there before me) it may be a good alternative to advertising in the magazines or buying keys at club junk sales.

News

Certain changes have taken place with the publication of 'Morsum Magnificat', the monthly magazine devoted entirely to morse and related topics. As a result of the ill health of Rinus PAOBFN it is now published only in English, by Tony Smith G4FAI. Fortunately this will mean that there are no changes for those receiving the English language version, however the subscription rates have had to be increased with effect from the autumn edition. It is now £6.50 per year, which still represents excellent value for a very interesting magazine. If anyone

wants to start their subscription with the summer edition the old rate of £6.00 still applies.

The 'EUCWE Fraternising CW QSO Party' is to be held again this year on the 19th and 20th of November. The rules will be very similar to last year where the frequencies to be used are 7101 to 7030kHz and 14020 to 14050kHz between 1500 and 1700 GMT, then 3520 to 3550 and 7010 to 7030kHz between 1800 and 2000 GMT on the 19th of November. On the 20th the 80m and 40m frequencies will be used between 0700 and 0900 GMT. This is followed by operation on 40m and 20m between 1000 and 1200 GMT. Exchanges consist of: RST/Name/QTH/EUCW Club/Membership Number or if you are not a member of the EUCW club just send: RST/Name/QTH/NM.

Clubs in the UK which are EUCW members include G-QRP, TOPS and now CW-FISTS, the latter having recently had its membership confirmed. As some readers may recall, I mentioned FISTS earlier in the year in 'Morse Forum'. The club now seems to be growing rapidly and certain ideas like the 'phone-a-sked' for newcomers seem to be coming to fruition now. This idea is aimed at people who are new to morse and who want to have a CW contact with somebody who doesn't worry about a few mistakes, less than breath-taking speed and a lack of confidence. It strikes me that this sort of idea could help many would-be CW enthusiasts to get their first few contacts.

Turning now to general CW HF operation, 10m is well worth a look these days. With the sunspot cycle in its current phase the band is becoming far more lively now that the much promised conditions have arrived — it is far more lively and some good DX can be heard until late into the evening. In fact during National Field Day at the beginning of June it was very active with many stations deciding to opt for 10m operation only.

Sign-off

Please remember to write in if you have any news, views or comments about CW which you would like to have aired. Please write to: 144 Worple Road, Staines, Middlesex TW18 1EQ. BCNU es 73 de lan.

Radio Propagation and The Sun Part 4

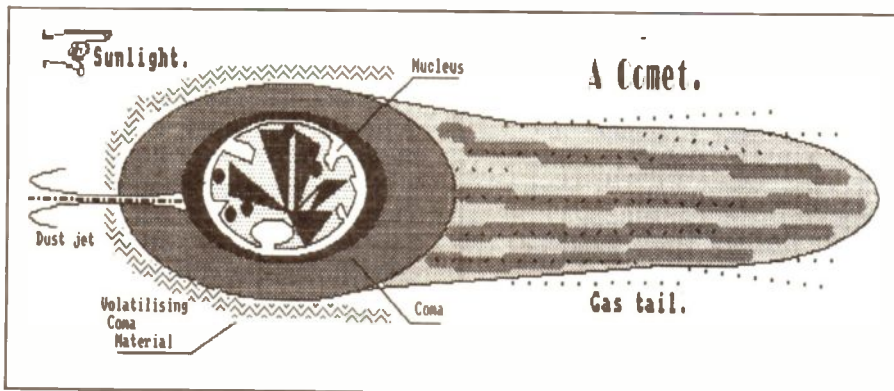


Fig. 1 The gas tail of a comet does not form until the comet comes within the influence of the sun and the solar wind. Heat from the sun begins to warm the comet, volatilising the icy mixture of the Coma, which releases microscopic dust particles. These released particles of dust leave a 'wake' of debris along the track of the comet's path through the sky.

At some time, the Earth, in its orbit around the sun, may intersect the 'wake' of the comet, which will cause the dust particles in the 'wake' to collide with Earth's atmosphere, producing the effect of a meteor shower. The Solar Wind 'pushes' the gas tail away from the sun, whilst the dust jet is attracted to the sun via the sun's much greater gravity.

Kevin Fox, G4MDQ, puts comets and meteors in context for users of the radio spectrum

Throughout all ages comets seem to have held a special fascination for both layman and astronomer alike. Indeed, many astronomers have dedicated their whole lives to doing nothing but seeking these celestial ghosts. Comets are supposedly the harbingers of disaster, and I don't think King Harold at the battle of Hastings would've argued with that! Remember the media fuss concerning the return of Halley's comet in 1987? That must have rated as the non-event of the century! I showed my family a tiny and fuzzy speck in the eyepiece of my largest Schmidt/Newtonian telescope. Their reaction? "So what!"

The Tunguska Comet

In the early hours of 30th June 1908 an awesome explosion occurred in the remote region of *Tunguska*, in *Siberia*. Trees for miles around were

flattened. The sound of the explosion was heard hundreds of miles away, the seismographs around the world registered the shock wave. A comet had actually entered the Earth's atmosphere and struck the surface. By sheer good luck the comet landed in an uninhabited region. If it had entered the atmosphere a fraction of a second earlier, or even later, it might well have hit a city with disastrous results.

A new theory being taken quite seriously is that an extremely large comet hit the Earth millions of years ago. When the comet impacted on Earth it threw a large cloud of dust up into the higher atmosphere, where it was carried around for many years. The opaque dust shielded the surface of the Earth from the sun, lowering the planetary temperature producing what we would now call a *Nuclear Winter*. The sudden lowering of the Earth's temperature supposedly killed

off the dinosaurs and precipitated an Ice Age. Some evidence for this theory has been found by scientists who've discovered rare minerals (which have been positively identified in comets) deep within the Earth's upper mantle, and which date to the time of the dinosaur extinction.

Yet another theory claims that all the chemicals necessary for life to form on Earth, DNA and other organic compounds, were originally brought here within the nucleus of a comet which crashed into the sea. So what's all this got to do with amateur radio? Well comets play a vital role in providing those strange pings which MS enthusiasts go potty over!

Comets

Fig. 1 shows the structure of a comet. The *nucleus* consists of frozen gases such as methane, ammonia, formaldehyde etc. embedded in which are small meteoritic particles such as iron, nickel and silicate rocks. These particles vary in size from microscopic specks of dust, up to fairly large boulders! The size of the nucleus varies greatly, for example; the nucleus of Hally's comet is nine by six miles, and this is considered to be a very 'large' comet.

Surrounding the nucleus is an envelope of 'Gust', which is a telescoping of the words — gas and dust. This envelope, known as the *Coma*, contains water ice, more gas and tons of microscopic dust particles and can be as large as sixty thousand miles across! Although Fig. 1 shows the comet with a tail, this doesn't appear until the comet passes into the sun's influence, and in range of the solar wind.

Comets have strange orbits, no one is certain where they come from but one theory which seems to have developed a lot of credence was first postulated by a Dutch astronomer named Jan Oort. He suggested that a vast cloud of cometary material orbits the sun at a distance of between thirty — to one hundred

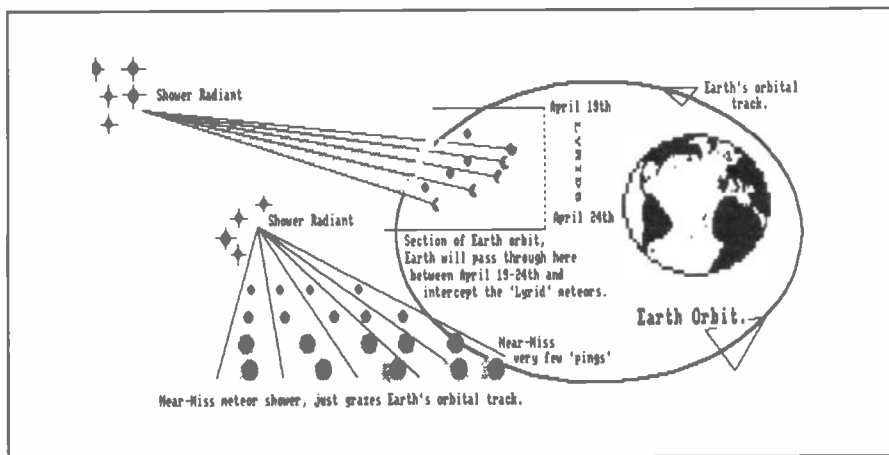


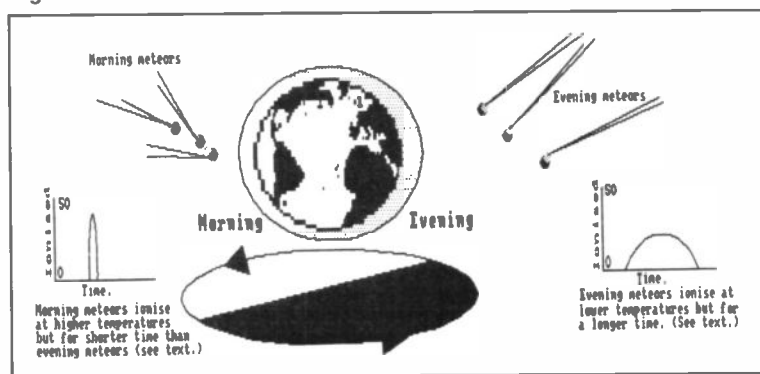
Fig. 2. Meteor Shower

thousand Astronomical Units (AU). Occasionally a passing star nudges a comet out of the cloud and causes it to 'fall' in towards the sun. His theory does seem to fit all the known facts concerning comets and their orbits.

Oort Cloud

So, back to our comet which has been perturbed out of the 'Oort Cloud' and is falling towards the sun. For billions of miles the comet holds the formation of nucleus and coma only, and then it passes into the sun's influence. Heat in the solar wind begins to act upon the coma, warming the comet. For billions of miles more, nothing appears to change, the comet is absorbing the heat, warming the coma, and building up the temperature in the nucleus. At this stage it will probably be spotted by a keen amateur astronomer. Professional astronomers are far too busy to keep a systematic watch for comets. Although once spotted, they're very interested in them, as they think that comets contain material left over from the creation of our universe — the so called 'Big-Bang', from which everything we have today was created.

Fig. 3a. Meteor Trail Colours



Meteors

It is the comet's dust tail which leaves a path of micro-meteorites in its wake, and which might eventually intersect the orbit of the Earth one day, giving rise to a meteor shower. Comet Biela, discovered in 1826 re-appeared approximately every six and a half years. During the predicted return of 1845 it suddenly split into two parts, forming a double comet. At the next return in 1852 the twin comets were seen once again, however; nothing was observed for the next two apparitions (astronomers push name for a comet's return). Then, when the comet was due to return in 1872, the comet was still missing but in its place came a very intense meteor shower. Further intense meteor showers were experienced for the 1885 and 1898 returns, but now the *Andromedids* or *Bielids*, as they were known are sadly a faint shadow of their former glory.

Many new comets are discovered each year, in fact, last year (1987) was something of a record for new comets! However, not all of these comets will be obliging and leave us a nice trail of meteor particles. Periodic comets (those which return) travel in parabolic orbits. Some comets are captured by the massive planet Jupiter (who's mass is greater than all the other planets in the Solar System put together!). These comets orbit between the 'Earth-side' of Jupiter and out to Pluto.

Some comets are 'thrown' out of the Solar System altogether! After perturbation out of the 'Oort Cloud' the comet begins its long fall towards the sun, which has the greatest gravitational pull on the comet. But if the

As the nucleus heats, it expands putting pressure onto the coma which has itself begun to volatilise due to solar heating. Gases in the coma begin to evaporate and are 'blown' away from the comet by pressure from the solar wind. A tail streams out from the comet in a direction away from the sun. As the comet approaches nearer and nearer to the sun, the length of the tail increases. Tails of one hundred million miles have been recorded for some comets!

The temperature within the nucleus has by this time risen considerably, liberating the microscopic dust particles which force their way out of the nucleus into the coma. Dust from the nucleus and from the coma streams away from the comet towards the sun, unlike the gas tail which always points away from it. The dust particles have much more mass than the gas in the tail, and so the solar wind pressure cannot stream them away from the comet. The dust jets are 'pulled' towards the sun attracted by the sun's gravity.

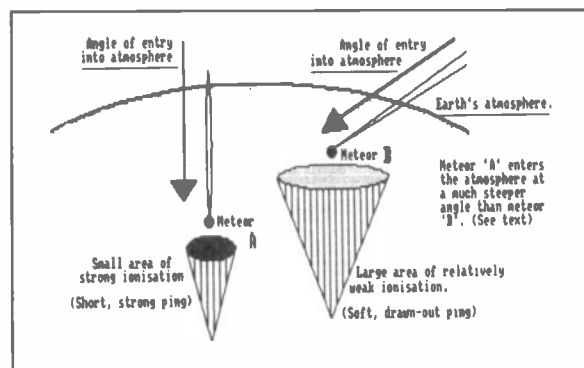


Fig. 3b. The angle with which the meteor enters the Earth's atmosphere could explain why some meteor pings are very intense but of short duration; whilst others are less intense but have a much longer duration.

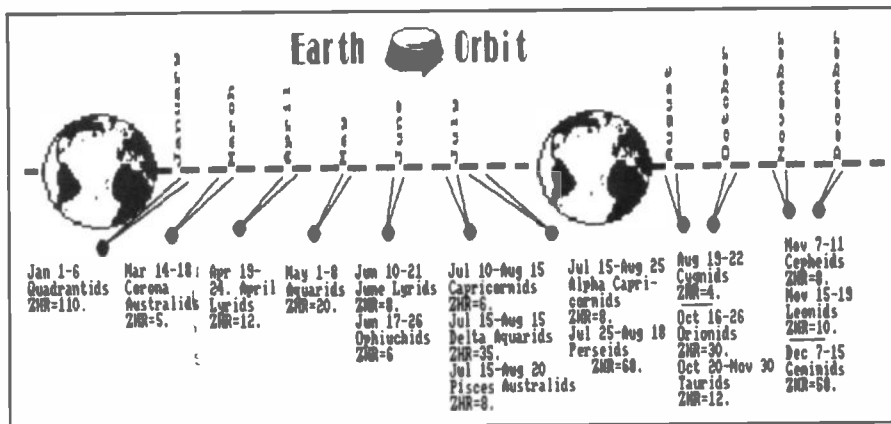


Fig. 4. Annual Meteor Showers

comet passes close to Jupiter, the gravitational pull of the sun loses out to the temporarily greater pull of Jupiter, and a celestial tug-of-war ensues which has the effect of dragging the comet out of its parabolic orbit into a hyperbolic one.

Showers

Fig. 2 demonstrates the effect of the Earth passing through the 'wake' of a comet's dust trail, and also a near-miss shower. This is the well known *Meteor Shower* phenomenon. At certain times during the year, our planet, in its orbit around the sun, periodically passes through these dusty comet trails. Astronomers give names to these encounters, calling them after stellar constellations which are in line with the appearance of the meteor shower, the so called *radiant*.

For example, in April the Earth passes through a meteor stream called the *Lyrids*. The name Lyrids is given to the shower because the meteors seem to be radiating from the constellation of Lyra, which contains the brilliant steely-blue giant star Vega (Fig. 2). The same applies to other showers, like the *Geminids* (radiant in Gemini), and the *Taurids* (radiant in Taurus). Of course, the meteors don't really radiate Earthwards from a constellation, this is purely a perspective effect, much like railway lines converging in the distance.

Again, referring to Fig. 2 this also explains why a particular meteor shower can be quite disappointing one year: yet can produce a spectacular show later on. Sometimes the Earth only skims the edge of a meteor stream: at others it passes square through the centre. For example, the annual Leonid shower. Every thirty-

three years the Earth passes through the densest part of the Leonid meteor stream, giving a ZHR (zenithal hourly rate) almost impossible to count! Yet in between this peak time, the ZHR is only ten per hour! The last spectacular Leonid shower was in 1966, so we're due for another in 1999. A table of annual meteor showers is given in Fig. 4.

Sporadic Meteors

Apart from the well known and carefully plotted annual meteor showers, there are also numerous random meteoroids which collide with the Earth's atmosphere, both by day and by night. Of course, we very rarely see these *sporadic* daytime meteoroids, because they are drowned by daylight, but at night they are a fascinating sight. Shooting stars, falling stars, call them what you will, any clear night should show some of these sporadic meteors burning up in the upper atmosphere, at a height of between forty to eighty miles.

Before local midnight, sporadic meteors (and shower meteors) produce an orange/red streak of light

across the sky, whilst after local midnight they produce a blue/white streak. The explanation for this is quite interesting. Before local midnight, the Earth is revolving away from the sun (and the line of the meteors), so that meteors have to literally 'catch the Earth up' just like one car over-taking another. This catching-the-Earth-up apparently robs the meteor of speed, so when it eventually enters the atmosphere, its speed is relatively slow, and the heating/ionisation process takes place at a lower temperature, giving the characteristic orange/red burn-up.

After local midnight, the Earth rotates towards the sun (and the meteors) so, like two cars approaching each other (on opposite sides of the road, of course) at seventy miles per hour, giving a combined passing speed of a hundred and forty miles per hour, the meteor enters the atmosphere at great speed. Heating and ionisation takes place at a much higher temperature, increasing the amount of ionisation and producing the blue/white light. Fig. 3a.

Some amateurs have noted that reflections from meteor trails can be very intense, but short lived: whilst others are not so intense but seem to last a lot longer. One possible explanation for this is the 'evening' — 'morning' meteor burst phenomenon. Evening bursts ionise at lower temperatures (because they're catching the Earth up) and consequently, they burn slower and for longer. Whereas 'morning' meteors burn up at a much higher temperature, producing a higher level of ionisation, but for a much shorter time. Fig 3a illustrates this effect, and my theory.

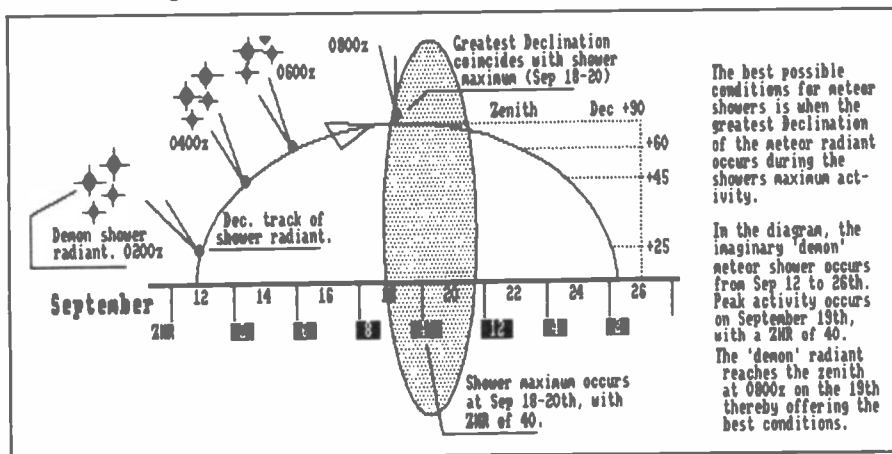


Fig. 5. Coincidence of radiant's greatest declination with the showers maximum activity.

Another popular explanation for short/long meteor bursts revolves around how the meteor actually enters the Earth's atmosphere (see Fig. 3b). Meteors which strike the atmosphere vertically penetrate deep into the lower atmosphere, where (if you've read part 3!) you will know that ionisation is much more difficult, and recombination is fast. The meteor ionises, but because this ionisation is taking place deep within the atmosphere, it doesn't last long. The net effect is a very intense 'ping', but very short lived.

Meteors which enter the atmosphere at a shallower angle do not penetrate deeply, they ionise in the upper atmosphere, where ionisation is easier, but much less intense; and recombination is much slower. This

which countries will be most favoured, and at what times.

Declination is the celestial equivalent of Altitude. Altitude is usually measured from the observers horizon up to the zenith (point directly above your head). With 0° being the horizon, and 90° the zenith. Declination is much the same, only it is measured from the celestial equator to the zenith (Fig. 6), and whereas altitude is written as 45°N to indicate that the point is 45 degrees north of (above, for us) the Earth's equator — Declination is prefixed with a '+' sign to indicate whether north of the celestial equator, or with a '-' sign meaning south of the celestial equator.

There are probably some astronomers reading this and wincing rather loudly over what is, admittedly

cometary particles until, around the 21st, the Earth is in the densest part of the stream. The so called 'Maximum' of the meteor shower.

The Zenithal Hourly Rate (an imaginary figure, which assumes how many meteors would be seen if they were all coming in at the zenith) reaches maximum, which for the April Lyrids is 12 reflections per hour. Again, the Earth moves through the densest part of the stream, until by April 24th, the Earth has moved out of the stream. The ZHR does give an indication of the expected activity of a shower. The higher the ZHR — then the more meteor reflections there is likely to be.

The net effect (you can confirm this for yourselves using any meteor shower) is a gradual increase in meteor trails from the direction of the constellation of Lyra (easy to find because of Vega) gradually increasing night by night, reaching a peak at approximately April 21st, and then gradually diminishing night by night, until the background 'noise' number of sporadic meteors is re-established.

As previously mentioned, the height of the radiant is important, and due to the Earth's rotation, this height is continually changing. Apart from other influences discussed earlier, such as higher ZHR's and the Earth periodically entering a really dense part of the meteor stream, the other factor which can provide a really spectacular meteor shower is the coincidence of the greatest altitude (Declination) of the shower radiant, and the shower's time of maximum activity (see Fig. 5).

This is where the radiant reaches its highest point (greatest '+' Declination) at the same time, or as near as possible, to the date of maximum activity. Once again, using the Lyrids, this would mean that on the 21st of April, the radiant would be high above the horizon in the UK. This doesn't happen very often, usually, the radiant culminates (another posh astronomical term which means it reaches its highest position in the sky) either just before, or just after maximum shower activity. Even if these two things do coincide, it will usually be at some totally ridiculous time! Some meteor radiants never rise much above the northern hemisphere's horizon at all. As in all things, a little knowledge and a little preparation beforehand always pays off.

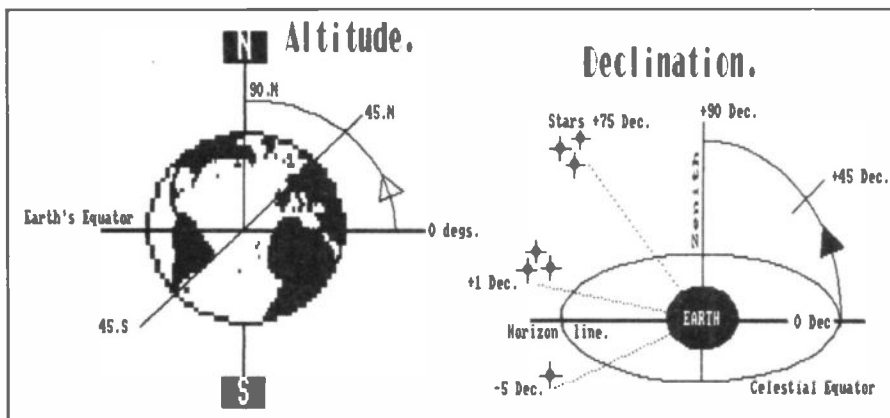


Fig. 6. Altitude is measured north and south of the equator. Declination is measured north and south of the celestial equator (see text).

gives rise to the weaker, prolonged 'pings'.

The position of the radiant is of prime importance to meteor scatter enthusiasts, transmitting when the meteor radiant is in a bad position for you is not only rather pointless, it could also cause another station severe QRM. Positions for meteor shower radiants are given in astronomical ephemerides, but the terminology used may be a bit off-putting at first.

Astronomers use a specialised version of the terrestrial *Altitude* and *Azimuth*, called *Right Ascension* and *Declination* (abbreviated to RA and DEC respectively). We can ignore RA for the purpose of this explanation, but it is very useful for plotting exactly in what direction the radiant will be. It is more important to know when the radiant is *above* your horizon, for obvious reasons. Also, knowing how high the radiant will be can also assist you in determining

a gross simplification. However, radio is the name of the game, not astronomy, so a detailed account of Right Ascension and Declination would be trying the reader's patience rather more than is strictly necessary.

On looking up the Declination for a particular meteor shower, bear in mind that the greater the Dec. the higher will be the radiant of the shower. But make sure that the Dec. is prefixed with a '+' sign! Also, don't forget that the Earth is rotating, therefore the Declination of the radiant will also be constantly changing. It will rise steadily, peak — then subside back down again.

A meteor shower occurs over a number of days, because the Earth takes times to travel through the meteor stream. If we take the Lyrid shower in April as an example — the Earth first encounters the outer edge of the Lyrid stream round April 19th. During the next few days the Earth moves deeper into the stream of

ICOM IC-32E 2m/70cm Full Duplex Portable



At the NEC exhibition this year, it was certainly apparent that many visitors had heard about this new set and arrived suitably armed with their cheque books, as within a few hours of the show opening, virtually every IC-32E had been sold! At the exhibition the HRT review team were offered a set to test for our readers, and despite many tempting offers we managed not to sell it!

Features

The set offers coverage of both 2m and 70cm on FM, using independently selectable 12.5kHz or 25kHz steps. The maximum transmit power offered is a function of the battery voltage used, for instance 5.5W on 2m and 5.0W on UHF is possible with a 13.2V nicad with a switchable low power output of 1W being available in all cases. In common with other models of Icom portables, nicad packs offering 7.2V,

8.4V, 10.8V and 13.2V are available, and if you're upgrading from an IC2E system for instance, you'll be pleased to know that many of the accessories such as chargers, spare nicads and so on may be retained for use with the IC-32E.

A 16-button keypad is used to control most of the set's many operating modes, a side mounted 'Function' bar effectively doubling the number of key functions available. To give an idea of the number of facilities, the user instruction manual

transmitting range of the transceiver. Individual memory channels may for instance be programmed with different offsets, together with a user-programmed offset on each band for VFO use. A 1750Hz toneburst for repeater access is given by depressing the squelch knob, and a reverse Tx/Rx frequency check is available by a press of the side-mounted 'Monitor' bar. An optional sub-tone unit may be internally fitted, either for repeater mode control or more commonly for quiet monitoring

Twin band capability, 5W output, crossband full duplex — Chris Lorek, G4HCL, puts the new IC-32E through its paces

carries over 50 pages of worked operating examples! For those of us who like the simple life with just rotary frequency control, a top panel click-step tuning knob provides frequency change in the selected tuning steps. Up/Down keypad buttons are of course also fitted, and direct frequency entry is possible using the keypad.

Twenty memory channels are provided (ten per band) and each of these is capable of storing the usual operating frequency and Tx offset together with scan status. By suitable programming, any of these may also be used to store cross-band frequencies, eg. 2m for receive and 70cm for transmit. As with the VFO mode, memory channels may be selected by using the rotary tuning knob, the Up/Down keypad buttons, or by direct channel number entry. Two further 'Call' channels (one per band) are also available for quick access to commonly used channels. Any memory frequency may be placed into 'VFO' mode if required to allow you to QSY from it by using the Up/Down buttons or the rotary tuning knob.


For repeater operation, any Tx offset may be programmed and stored in memory, limited only by the

of a busy channel, providing your QSO partner is also suitably equipped. In this case you may also switch in a 'Pocket Bleep' function if you wish, whereby the set commences beeping at you for 30 seconds and flashes a symbol on the LCD whenever the set receives the appropriate sub-tone frequency.

To conserve battery life on quiet channels, a sampling receiver economiser may be switched in or out as required. This gives the advantage of a low current drain when required, coupled with the facility of defeating the economiser for use on modes such as packet radio, where it is important to receive the very first part of each transmission.

Scanning Around

A wide variety of scanning features are provided, a simple scan of the entire band being initiated by keeping the 'Up' or 'Down' keypad button pressed for over half a second, a selective band scan between two preprogrammed frequencies also being available. In memory mode, either all the memory channels may be sampled for activity, or only those programmed with frequencies within the desired band. Any number of channels may be individually prog-



rammed with a 'Skip' function to prevent them being scanned whilst still allowing manual selection.

A 'priority channel' monitor facility allows the set to automatically check a pre-programmed frequency briefly every five seconds, this may be a memory channel, a call channel, or a frequency on the other band and this facility may also be used in combination with the memory or VFO scan functions if you can stand the pace! In each case the scan halts when the receiver squelch lifts, continuing fifteen seconds later regardless of squelch state, otherwise pausing for two seconds if the squelch closes prior to the scan resuming.

Accessories

The set comes supplied with a twin-band set-top aerial, a standard Icom BP-3 8.4V 270mAh nicad pack, a plug-in mains charger, wrist carrying strap, screw-on metal belt clip, earphone, and a comprehensive instructions manual including a circuit diagram. A wide range of optional accessories are available, including different nicad packs and chargers, carrying cases, a 12V car battery cigar-plug supply cable, speaker-mic, headset, VOX (Voice

controlled Tx) unit, and a PTT switch box. The set when fitted with the BP-3 nicad measures 65mm(W) x 159mm(H) x 35mm(D) and weighs 510g.

In Use

Although I often initially try to use review transceivers prior to reading through the manual, I found that due to the large number of facilities I had to resign myself to the fact that I had to sit down for an hour or two to fully understand how to make full use of the set's many features. It was then that I found what I had been missing! As usual, I programmed the memory channels with my local repeaters and normal simplex 'natter channels', and then set off into the great outdoors. I used the set initially both portable and mobile, in the latter case using a small gutter-mounted band whip aerial.


The standard dual-band whip seemed remarkably efficient and the set could operate into distant repeaters that I sometimes have the odd problem with. The display was very clear, it was easy to see what was happening with just a quick glance irrespective of the viewing angle, which was very useful when using the set when mobile. At night

the LCD backlight illumination was excellent, this function being enabled by pressing a side mounted bar next to the PTT. The display remains lit automatically until a couple of seconds after the last keypad button push, allowing you to operate the set one-handed, however you'd have to memorize the positions of the keypad functions due to these being unlit in the dark.

In use I found that all I usually needed was operation of the memory channels, these I controlled by using the rotary knob, together with a press of the 'Down' button on the extreme bottom left corner of the keypad to initiate and halt the channel scan mode.

I found sufficient audio was available from the internal speaker in most surroundings, however when passing traffic became noisy, turning the volume up to compensate often caused the small speaker to distort, holding the set closer or using an earphone would overcome this of course.

Reports received on my transmitted audio were often marked by breath noises while walking along due to high microphone gain, most of my regular QSO partners remarked that I sounded more 'toppy' than usual but nevertheless the quality was still good. Using the set on high





power showed that the supplied battery would last around half an hour in QSO following an overnight charge, using the set on receive normally gave a complete days worth of operation though. A spare battery pack would certainly have been useful.

Using the set in my shack with my rooftop dual-band colinear, showed the receiver to have adequate sensitivity. I did occasionally get frustrated however with the squelch which tended to 'jitter' on signals at the squelch threshold. The S-meter display seemed very lively, often indicating full scale or just a single segment with few signals lying in between these two extremes, so as a result it was rather limited in use. Rejection of signals spaced 12.5kHz away was quite reasonable, these 'in-between' channels are now being used more and more on 2m in some areas where activity is high. This aspect is now also becoming important in some areas on 70cm, where the primary band users also use 12.5kHz offsets from our 25kHz spaced amateur channels.

The set is claimed to be capable of operation from an external DC


supply ranging from 5.5V to 16V and plugging in my 13.8V supply gave over 5W output on transmit. At this power level whilst in continuous QSO, the rear panel became warm but never too hot to hold. In QSO with a local amateur, I found the cross-band duplex arrangement worked very well indeed providing I was using an earphone at the time. The reason for this was that the internal microphone is very close to the speaker, hence giving a high degree of audio coupling. Nevertheless it certainly was a novel experience using a

portable in this manner, a more relaxed QSO being the end result in the same manner as when talking face to face or using a telephone. I would imagine some amateurs could also find this facility useful for emergency communication exercises and the like, potentially giving a higher throughput of information over a given time period.

Inside The Box

The unit is constructed using a rigid alloy cast frame for the outer case, the front and top panels being made of plastic. Rubber gaskets are used throughout, together with plug-in rubber seals covering the top panel speaker/mic sockets to give a degree of protection when used outdoors in the rain. Three main PCBs are used, the front panel mounted control board linking to the main chassis-mounted analogue boards by a pair of multi-way connector leads. An internal flying lead terminated in a multi-way socket allows for connection of the optional sub-tone unit.

For the technical boffins, the accompanying block diagram shows the internal circuit arrangement, a standard dual-conversion super-heterodyne is used on receive for both bands, with a common first intermediate frequency of 30.875MHz. A separate final frequency VCO (Voltage Controlled Oscillator) under independent synthesizer control is used for each band, each being directly modulated, amplified, and fed to the block PA modules which are bolted onto the rear case panel, this acting as a heatsink. RF combination into the single aerial connection is performed using high and low pass filter arrange-



ments following the separate Tx/Rx PIN diode changeover switches.

Laboratory Tests

On receive the set showed a good sensitivity on 2m and a reasonable sensitivity on 70cm. The rejection of adjacent channels, both 12.5kHz and 25kHz spaced, was good for such a portable where space is often at a premium-hence allowing little room for filters. The intermodulation rejection, where strong off-channel stations combine to form an interfering signal, was a little poor but here we are faced with a limitation in the available receiver current, a better performance may well mean an increase in current leading to your battery being flattened rather more quickly.

The audio output was ample for the small internal speaker, and should also suffice for driving an external

speaker for mobile use in all but the most noisy vehicles. The low current drain from the set on receive was excellent, particularly so when the economiser was enabled. The S-meter dynamic range was very limited indeed, confirming the results found on-air.

On transmit the harmonic levels were suppressed well for a portable. The available power output even at low battery voltages was reasonably high, and was well regulated at the higher supply voltages as well as on the low power setting in all cases. The transmit deviation was a shade too high on both bands, although within acceptable setting tolerances.

Conclusions

The IC-32E is a welcome newcomer from Icom, their first effort at a dual-band portable. It is rugged enough to stand up to many knocks

as well as the odd downpour, and the range of operating facilities offered is very comprehensive indeed. It gives the user the possibility of simple control by using the main tuning dial, coupled with a multiplicity of scanning options and the like if required by use of the extensive range of keypad functions.

The battery consumption is very good, especially on receive, although the strong signal handling performance is limited as a result. However for its intended use as a portable I feel the average user should find it perfectly adequate. I believe Icom are onto another winner, if the sales at the NEC are anything to go by then there should soon be many IC-32Es heard on the bands.

My thanks go to ARE Communications for the loan of the review set, at a time when there were very few unsold sets to be found!

LABORATORY RESULTS

Receiver

Sensitivity Input level required to give 12dB SINAD			
FREQ	LEVEL	FREQ	LEVEL
144MHz	0.176uV pd	430MHz	0.232uV pd
145MHz	0.173uV pd	435MHz	0.212uV pd
146MHz	0.173uV pd	440MHz	0.234uV pd

Squelch Sensitivity	
Threshold	
145MHz	0.129uV pd (7dB SINAD)
435MHz	0.144uV pd (7dB SINAD)
Maximum	
145MHz	0.214uV pd (19dB SINAD)
435MHz	0.295uV pd (19dB SINAD)

Adjacent Channel Selectivity Measured as increase in level of Interfering signal, modulated with 400Hz at 1.5kHz deviation, above 12dB SINAD ref. level to cause 6dB degradation in 12dB on-channel signal.		
SPACING	145MHz	435MHz
+12.5kHz	34.0dB	35.0dB
-12.5kHz	32.0dB	30.5dB
+25kHz	63.5dB	66.0dB
-25kHz	62.0dB	64.5dB

Blocking Increase over 12dB SINAD level of interfering signal modulated with 400Hz at 1.5kHz deviation to cause 6dB degradation in 12dB SINAD on-channel signal		
SPACING	145MHz	435MHz
+100kHz	74dB	75dB
+1MHz	83dB	86dB
+10MHz	95dB	97dB

Intermodulation Rejection Increase over 12dB SINAD level of two interfering signals giving identical 12dB SINAD on-channel 3rd order intermodulation product		
SPACING	145MHz	435MHz
25/50kHz	56.0dB	58.0dB
50/100kHz	56.0dB	58.0dB

Maximum Audio Output Measured at 1kHz on the onset of clipping	
LOAD	OUTPUT
3ohm	385mW RMS
8ohm	350mW RMS
15ohm	252mW RMS

Image Rejection Increase in level of signal at first IF image frequency over level of on-channel signal to give identical 12dB SINAD signals			
145MHz	70.5dB	435MHz	92.0dB

S-Meter Linearity				
INDICATION	145MHz		435MHz	
	Sig. Level	Rel. Level	Sig. Level	Rel. Level
S1	Sq. open	—	Sq. open	—
S3	1.84uV pd	-2.5dB	1.36uV pd	-3.5dB
S5	1.98uV pd	-1.9dB	1.58uV pd	-2.2dB
S7	2.17uV pd	-1.1dB	1.79uV pd	-1.1dB
S9	2.46uV pd	0dB ref	2.03uV pd	0dB ref
S9+	3.05uV pd	+1.9dB	2.26uV pd	+1.0dB
S9++	3.38uV pd	+2.8dB	2.52uV pd	+1.9dB

Current		Consumption	
Standby, economiser operating		0.5mA average	
Standby, economiser disabled		36mA	
Receive, Mid Volume		88mA	
Receive, Max Volume		196mA	

Transmitter

TX power and Current Consumption					
Freq MHz	Power	7.2V	9.6V	10.8V	13.2V
145	High	2.08W/ 1.01A	4.19W/ 1.25A	5.86W/ 1.45A	5.86W/ 1.45A
	Low	1.25W/ 700mA	1.25W/ 680mA	1.25W/ 700mA	1.25W/ 270mA
435	High	2.49W/ 1.25A	2.74W/ 1.48A	5.28W/ 1.62A	5.22W/ 1.68A
	Low	0.785W/ 700mA	0.785W/ 700mA	0.785W/ 720mA	0.785W/ 720mA

Harmonics/Spurii		
HARMONIC	145MHz	435MHz
2nd	-66dBc	-78dBc
3rd	-76dBc	<-90dBc
4th	-81dBc	<-90dBc
5th	-87dBc	<-90dBc
6th	<-90dBc	<-90dBc
Spurii	<-90dBc	<-90dBc

Peak Deviation	
145MHz	435MHz
5.18kHz	5.22kHz
Toneburst Deviation	
145MHz	435MHz
3.72kHz	3.78kHz

Free Readers Ads!

FOR SALE

RACAL RA217 manuals, good condition, 1 to 30MHz continuous coverage. Prefer buyer inspects, collects, offers. Also good test equipment, some collectors items, military radio equipment items, (no sets), various connectors RF/Mains, transformers, meters, capacitors etc. Lists available. John G4VJK, QTHR. Tel: 0293 783556.

FOR SALE: Panasonic RF9000 in mint condition Digital World Scanning Receiver, costing £3000, asking £900. Tel: 0462 33690 part exchange considered.

BBC ROMS Disc Doctor, Floppy Wise, WYSIWYG, Speech Rom, Kermit, The Basic Editor, Wordwise, all £10 each. Paul Goodrum, 9 Ryston Close, Downham Market. Tel: (0366) 388615.

FOR SALE Superstar 2000 + 50 channels 25.965 to 28.005 no brakes offers over £120 frequency counter RAMA 5 digits £35 o.v.n.o. Cobra 148 GTL DX as new £125 o.v.n.o. Phone 0283 221870.

FOR SALE Intellivision with paddles and full range games some unused, mint condition £80. Maxcon mobile hand held 40 channel CB as new complete £50. Harvard Mobile CB complete aeriels etc. £40. Tel: 0283 713727.

TRIO TS940s with ATU, voice synthesiser, speaker, MC85 base mike, as new with boxes £1550. Possible PX accepted TS430S, FT757. Telephone (04574) 2156 Manchester area.

VHF Converter FRV7700(F) 118 to 130 and 150 to 170MHz £30. Yaesu FAS 14R antenna selector. New March 88. Never used £60. GIOBRO Ray Wilson. Tel: 0232 799539.

ICOM IC24G £120. Sommerkamp TS280FM £140. DFM £20. Pye Westminster £24. Olympic £40. Reporter £100. F30 AM £100. F27 AM £30. PC1 £70. RTC £25. PT40 CB £30. 410T CB £50. Intel-

sig PABX 100 ATE, offers? W30 AM £30. Sabre hand held £50. Bantam £40. M293 £200, many spares. Tel: (0435) 830888.

FOR SALE Yaesu FT726R fitted 2m/70cm boards, with SP102 matching speaker and MH-B8 mike, as new, original boxes £650.00. Tel: 0926 32486.

CW FILTER RCEQ design for sale, also 15 morse practise tapes and morse key. Tel: 01-773 1089 any offers? Peter Birch, 7 St Andrews Ct., 1 Brookfield Avenue, Sutton, SM7 3QP.

COLLINS 75SI receivers 3.4-28MHz fourteen bands, unmarked £280 o.n.o.

KW20W transmitter immaculate specimen, recent 6146B's £185, both £420, manuals, carriage, insurance included. **WANTED** Collins 75S3RX linear PSU Transformer 240-2KV military equipment preferred. Phone Jackson GOGGI (Cumbria).

FOR SALE Icom ICR7000 25-2000MHS Dressler ARA 500 mint condition, £650, bargain. Phone 0722 22646 for serious minded purchasers only.

YAESU FT480R 2m all-mode transceiver £270, Trio TR8400 70cm FM transceiver £180, digital LCD multimeter autoranging £30, Jaybeam 8XY/2m crossed Yagi 2m aerial £20, R107T EXWD general coverage receiver £30, plus other misc. Ham gear. Tel: (0602) 271405/605056 (Nott'm).

EPSON 5.25" double sided disk drive, slimline 48TRI £35.00 o.n.o. Also single sided unit as above, £25.00 o.n.o. Both little used. Epson RX100 + inc. serial I/F and tractor £200.00 o.n.o. Codar T28 £25.00 o.n.o. Epson CX23 acoustic modem £25.00. Call Glenn 0884 41208 after 6.00pm please.

FC757AT auto ATU as new £240 o.n.o. QTHR Tel: 0274 873122.

DX 100L receiver (realistic) 0.15 - 30MHz AM/SSB/CW CW/MW/SWX3 analogue display G.W.O. £28 inc. post-

age. Wanted digital scanner Rx for VHF or digital HF Rx at reasonable cost. Phone (0631) 65104 Mon.-Sat. evenings (Oban).

TRIO TR7800 25w 2m FM Transceiver, virtually mint c/w mounting bracket, Ni-cad memory back up, manual etc. £165. Buyer collects, G1UPP Michael (0460) 54583 after 4pm.

ANTENOR Tuner MFJ 1500 watt, used once, £150.00. Icom 2&H two metre transceiver, 45 watt, brand new £295.00. Comdador 64 SQ portable computer, built in monitor and disc drive £350.00. Phone evenings 0277 823434 Brentwood area.

AR88D Rx immaculate, Halcrafters S27 Rx 27.8 to 143MHz, Vanguard Tx with top band, SEM Transmatch, Thandar frequency counter, advance signal generator all with manuals and good condition, exchange for 2 metre mobile or W.H.Y? McCallum 0733 231639.

TELETYPE ASR33 with paper tape reader/punch, offers. Also, collectors items, aircraft transmitter/receiver Type 1083, (Pre-WWII) offers. Heterodyne frequency meter LM-14 £10. T1154 transmitter £10 and loads of old valves! Abingdon (0235) 31935.

TRIO Communication Receiver Model 9R-59 with manual 540KHz - 30 Megs £100 or nearest offer. AVO 8 Mk V good condition £100. Varic 2kW 0-270v 10A output in case with voltmeter and 13A socket £50. Phone 01-673 4622 London.

FOR SALE FT707 needs a lot of work ie. rewiring, but all pieces complete, included is instruction manual, circuit and connection diagrams, also for sale FT707 Transverter. Phone Southampton 0703 224844.

10M MULTIMODE Superstar 360 with 25w linear £125.00 G3Z1B Reading 428036 after 6.30pm.

FOR SALE 70cm mobile Tx/Rx complete with mobile

mount in v.g.c. £240. Also 3 x 1/2 colinear for 70cm £30, both 3 months old. Contact: C. S. Beynon, Bungalow No. 1 Racal-Decca Transmitting Station, Llancarfan, Barry, S. Glam. Tel: 04468-261.

TRANSFORMER two 12v 30A SEC (17 VDC) chassis and panel, four 60A diodes on heat-sink, two RS caps 63v 3300uF filter socket RS 6A with plug and lead, meter 2 1/2" 0-25A buyer collects £35. G30XV Daventry 702265.

HF5 HF bands vertical £40. Amiga 500 computer, stereo colour monitor, additional disc drive, lots of software, all as new £575. Phone Peter (G4HAK) 0273 517933 (Newhaven, Sussex).

300 OHM screened balanced feeder, 2 rolls approx. 85 feet each. Brand new, unused. High quality USA TV type, low loss, £8 each + £2 p&p, include S.A.E. Bunney, 33 Cherville Street, Romsey, Hants SO51 8FB.

COMMUNICATIONS Receiver Trio 9R-59DS 0-30MHz plus speaker, Mizuho ATU 2 metre converter with power supply, handbook, the lot £135, includes Securicor. Steele, Tel: Little Cherrington 202 Oxfordshire after 8pm or exchange airband or scanner.

KENWOOD TS130S HF Transceiver, excellent condition, never transmitted with MC50 microphone £400. Icom IC255E 2m Transceiver, excellent hardly used, £150. Panasonic DR49 HF general receiver £80 would swap for HF/VHF scanners. Rowntree. Phone Gerrards Cross 0753 - 885163.

AEA/ICS CPI 'Computer Patch' RTTY unit, variable speeds, filters, tuning indicator etc. Super unit £80. SSB (German) LSM24 24cms, (1268-1270MHz) Oscillator/Mixer/Tx unit 2 metre IF 500mW out can be re-xtalled for any 23/24cm frequency £100. G4XHF, Tel: (0293) 515201.

ZETAGI B132 solid state broadband 100w linear, (1.8MHz to 30MHz) good condition, boxed, £70 G7ANG QTHR. Tel: 01-805 7016 ask for Angelo.

AVO 8 MK III & leather case, as new, Calibrated £90. Farnell 0-30 5A bench P.S.U. £150. Moonraker 100 watt linear £35. Altai TE20D siggen. as new £70 Marconi low-band test set £60. Cossor mini-scope £25. Phone Alan Belfast 0232 301349.

SONY Air 7 mint including Ni-cads and charger £150, PSB FM AM PLL Rx. Jim Chelmsford 0245 400760.

LOWE HF-125 Technical manual as new £10. I need Narrow 10AZ filter from Trio JR310 working or not, JR310 for spares, can you help? Mr. Harmer, 9 Park Square East, Jaywick, Clacton, Essex CO15 2NL.

COMPUTER lap held battery operated Tandy 100 with 32K RAM, little used as new condition, ideal portable operation data comms. with TNC such as PK232 terminal program on ROM. Buyer inspects £220. GOBYC QTHR Telephone Worthing (0903) 506289.

CBM64 1541, C2N plus books and approx £600 software £325. Leader LSG16 signal generator £35. Tatung Einstein (TM01) £100. Prefer buyers collect or carriage at cost. Ron 061 437 0916.

SUPERSTAR 360FM immaculate, ideal for 10m conversion! Low-Mid-Super Hi AM/FM/SSB/CW £100.00. Or swop for a 934MHz transceiver with cash adjustment. Also as anyone got a "HAM International Hercules", 40 channel FM (27/81) homebase CB radio? Reasonable price paid for good rig! Also wanted Uniden Bearcat scanner base type not hand held. Contact: Martin 0443 411954 anytime.

FOR SALE quantity 24v DC Octal based relays, each having two pairs changeover contacts rated ten amps £2.00 each post paid. WANTED KDK 2025 two meter FM Mobile must be in good condition. John, G3JHL QTHR. Tel: 0794 512283 weekends or evenings.

UNUSED owing to bereave-

ment Yaesu FRG 8800 W/FRV 8800, 234V 3W. Also Yaesu Museum Antenna Tuner FRT 7700, both items £475. Contact: 18 Legge Bourke Court, Chapnall Road, Walsoken, Wisbech, Cambs. PE13 3QR.

TRIO TR9000 for sale, bargain with mobile bkts. Price £300. Tel: 0302 859451.

YAESU FT290 Mk1 as new with soft case and unused set of Ni-cads £250. Tel: St. Helens 20370.

KENWOOD Trio R-600 Rx perfect for sale £210. Also Cobra 148 GTL - DX 25.500 MHz to 28.300 already but suitable for conversion to 10 metres with no problems £120 (v.g.c.) will swop both for FT101 W.H.Y. Stanford-le-Hope (0375) 670841 days.

FOR SALE Icom IC-255E 25 watts two VFO's multi-purpose scanning, good condition £175 B.N.O.S. 13.8V 12/12A new £75 and 2M Antenna 6.5DB free with all above. Tel: 0246 36496.

FOR SALE Marconi NT201 DSB/SSB/CW Tx complete with phase-locked oscillator for all bands 160-15 metres, and PSU full legal power on each band. £150.00 o.n.o. buyer collects. Phone: Michael on 0734 303800 (office hours) or G3LRQ QTHR.

10/11M linear for sale CTE 767 150W P.E.P. £40. Also have microwave modules VHF/UHF converter £18. Wanted any 2M portable VHF handset - crystal controlled eg. Pye Cleartone etc. G7AFJ Lancs 0282 867336 Neil.

YAESU FT690 Mk2, brand new in box, swap for FT77, FT707 or take FT78 P/X or sell for £275 o.v.n.o. Phone Bob on Luton (0582) 401881.

M.M.28/144 TNSVTR. Dawe output meter. Hyteck computer/communication course in 5 volumes RLSO British National Radio School R.A.E. course, 20 books. SMC 10FM TNCVR. Clegg FM TNCVR. 143/149MHz. Variable 0 to 25w output, auto toneburst fitted. Ring G3YUG (0473) 830147 with offers anytime.

FOR SALE Sony ICF-6800W multi band receiver FM NW 29 SW SSB CW v.g.c. £170. Phone 01-620 1335 work,

01-794 0843 home.

GOING QRT Trio 2400 VHF hand held Kenwood SW100 VHF/UHF SWR meter, Yaesu FT1012D Mk 3, (fan, filters, etc.). Yaesu FC107 ATU, Yaesu SP107 speaker, new G5RV, base microphone, most items boxed, loads of Commodore 128 software including Geos 128, Superbase 128, Superscript 128, cheap/offers. Tel: 08482 - 314.

FT2772D (101) DC/DC converter CW filter, fan, mike, mint condition £500. FT290R mint condition Ni-cads charger case rubber duck £275. Will deal for Argosy QRP transceiver Tel: 061 301 3750 (Manchester).

ROTATOR CDE AR30, eith element two metre beam, approx. thirty feet control cable. £35 plus carriage. Waterlooville (0705) 266126.

PSU 60 and 40 amps 12v several of each £59 inc. post 2m Rx £29 2m ambit linear 25w £29. Jaybeam C5 2m colinear £45. TET 3 ele Tri-bander (mini) with Balun £125. Tel: 0245 324555.

SEEG T-1200 2m Transceiver complete with magnetic car aerial, only £110. Phone 01-599 6933.

ICOM IC201 multimode 2m base station £150. Large 12v 18A PSU ideal for running rig or linear amp £30. Icom IC255E 2m FM 25W Mobile rig £110. G4FKI QTHR. Phone 0525 714591 evenings.

FT480R 144MHz multimode £275. FT790R 70cms multimode £250. TS530S HF multimode £450. BNOS 70cms linear amplifier, one watt in 50 out £150. All in mint condition G6YEK QTHR in new call book. Tel: 0326 73480 weekends.

HEATHKIT Mohican model GC-1U Mk2 general communications receiver 500KHz to 30MHz AM with BFO, professionally built with manual and wiring diagram £35 o.n.o. Telephone 021 308 2171.

LARGE selection back issues of HRT, ETI, AR, REW, PW, PE, SWM, etc. Plus selection amateur radio books, plus selling Amstrad CPC464 extras. send large SAE and I'll forward my list. Mr Small, 8

Cherry Tree Road, Chinnor, Oxon, OX9 4QY.

FOR SALE Superstar 360 FM multimode, spectrum conversion to 10 metres, mint condition £150. Wood and Douglas 2 metre linear 25w £20. Tel: Mark, Belfast 795783.

TRIO R600 HF receiver, as new, boxed, £200 o.n.o. Please contact David G6KTG. Tel: Staines (0784) 58346.

TILTOVER Telescopic most unfinished project 80mm square box section steel 7.5m long 60mm O/D seamless steel tube 7m long hinge block, pin and top guide £75. Kev G6KTZ QTHR Tel: Leics. 0533 606494.

SWITCH Mode power supplies, monitors, terminals, fans, heatsinks, transistors, (ex mainframe) for sale to empty my garage and shack. Send SAE for list. Andy Burnham, 1 Woodside, West Horsley, Surrey KT24 6NA. Tel: 04865 3749.

KENPRO KT400 (similar to IC4E) 70cms handheld c/w charger, nicads, helical £160. 70cms power amp. 1w in 10w out £30. Pye pocket phones (PF2UB) suitable for conversion to 70cms, one good, one for spares, c/w details, diagrams £40. G1DEY 01-888 8903.

SHACK clearance, Dressler D200 linear £475. Yaesu FT902DM £475. FT790R £225. 4m MM Transverter with 100w linear £250 B/W camera with all extras £100, all in good clean working order. Mr. S. Goodwin, 44 Lansdowne Road, Bromley, Kent. Tel: 01-852 5262 (evenings, ansafone).

YAESU FT-209RH immaculate condition, hardly used, includes carry case, charger and adaptor, must be seen re-sale due to timewaster, will accept offers around £220. Tel: 0296 (Aylesbury) 87837 evenings only.

RACAL RA17L receiver £100 Eddystone EC10 receiver £45. Sommerkamp FRDX500 Sommerkamp FLDX500 £225. The pair Yaesu FRG7700 receiver £240. Maplin eight digit frequency counter £75. Altai rotator £25. P.O. radio receiver 35A 34 mhs 225 megs £35. CB PSU + mikes £5 each.

EXCHANGE

EXCHANGE Yaesu FT7B with ATU power supply and mobile aerials, would like to exchange for Yaesu FRG7700 short wave receiver. Ring Reading 882899 anytime.

TS510 HF transceiver £130 o.v.n.o. or exchange for FV700DM or FV707DM complete with leads or FRG7. Buyer to inspect and collect. Tel: York 654579.

QQV07-40 (one) 832A(2) 1625(6)807(5) valves £50 lot would part exchange ST FM Amstrad Fishermen! Galion 44R Spinning reel never used W.H.Y. G3RNB Stan 0984 33115 (Somerset).

EXCHANGE Olympus OM707 SLR cost £360 with 35-70mm autofocus lens, 2 months old for 70cm/2 metre handheld or WHY? For sale Westminster on 70cms RBO working £25. Also VHF and UHF Burndeps for sale. Contact Tony, Flat 5, 27 Upper Church Road, Weston Super Mare, Avon.

EXCHANGE Yaesu FTV901R 2 metre board fitted pristine condition for 2 metre mobile such as Yaesu 230 same condition, cash adjustment or sell FTV901R £140. G3KEC 05036 3651 QTHR.

EXCHANGE Bearcat 220FB scanner for BBC computer or W.H.Y. Write with phone number to Brian Fraser, 4 Oykel Bridge by Lairg Sutherland, Scotland IV27 4HE.

YAESU FT757GX, FP757HD, FC757AT, MDI mic, all mint £950 or exchange TS830S line up or TS930S. Phone Chris Kidsgrove 3734 after 6.00pm.

EXCHANGE mint condition telequipment DM64 storage oscilloscope with leads and manual, AVO-8 Mk2 multimeter, Solartron 7040 bench digital multimeter wanted 2m multimode FT290 or similar phone Penicuik (near Edinburgh) 0968 - 74040 evenings or weekend.

MODEL Engineers look! Compound milling table, 8" x 6" new. Exchange for ATU, FRG7, SRX30D, W.H.Y? Or sell £100. Wanted: low pass filter, SEM Ezitune, digital readout for TS520S, antenna noise bridge. Geoff GOISN. Norwich 0603 406331.

EXCHANGE Eddystone 840A communication receiver for 2 metre rig FDK 700EX, 800D. Receiver v.g.c. and G.W.O. or swap for HF rig i.e. FT707 any condition. Wanted preferably repairable. Mr. J. Williams, 97 Gil-morton Close, Leicester LE2 9GX (Buyer must collect).

KW2000B for sale £175 o.n.o. very good condition. Also exchange Kenwood TH-215E H/H plus charger two nicad packs soft leather case and 7/8th whip for 2 metre mobile multimode. Phone 0289 88348 ask for Tom GOHBV QTHR.

EXCHANGE my Trio R2000 communications receiver plus VC10 VHF adaptor for an FT290 MkII with amp and battery pack, or will sell. phone Rotherham (0709) 541277.

CBM64 Computer with music expansion system, will exchange for 2mtr. handheld or scanner, cash adjustment considered. Brian Mulleady, 9 Elizabeth Crescent, Falkirk FK1 4JF.

WILL EXCHANGE Drake MN4C ATU (same as MN7 but colour different) for Capco SPC 300. Wanted - Manual for National 190 receiver, also Racal linear. QTHR Rubin G3BYT (0480) 53748.

EXCHANGE have Yaesu MD1 desk microphone, would swap for good paddle key eg. Bencher etc. Wanted mains transformer for Heathkit SB610 monitor scope. Phone Paul GOILO, Canterbury (0227) 455052.

EXCHANGE realistic DX440 HF Rx 150KC/30MC or PRO-32 VHF-UHF 68-512MHz scanner for Yaesu FT208R or Icom IC-02E or DX440 + PRO32 for FT290 or Nicads charger. Call Mac on Walsall 644519 between 5.15pm and 6.30pm or Walsall 646497 after 7.00pm.

EXCHANGE Somerkamp FT767DX (FT707) with mike owners and workshop manuals, parts for fitting top band and 4 spare crystals for either IC-271E or TS9130 or TR-251 25 watt multimodes. Also have Shimizu SS1055 10 watt 5 band HF Rig plus MC-35S mike TL120 (200 watt PEP) linear and 48K ZX Spectrum ZX Micro-drive ZX Interface I leads books etc.

(Boxed) for 50MHz multi-mode plus 25A P.S.U. or Belcom LS102 with P.S.U. and SPC 3000D A.T.U. or WHY G4XPP QTHR.

EXCHANGE Ham International M588 multimode PCB type PTBM059COX and PTOS006AGX USB/LSB/AM/FM for HF transceiver faulty accepted ideal for 10m conversion or will sell £100.00. Tel: Andy 061 775 5207 anytime.

COLT Excalibur 1200 SSB AM FM SWR/MOD/PWR meter F/counter ATU attenuator 3/4 wave Dipole mikes suitable conversion 10mtr. swap any working 934MHz + Antenna mike power supply. Phone Philip Cross 01-803-0756.

EXCHANGE the ultimate combination, Drake C Line, R4C receiver with xtal filters, MS4 speaker. MN4 aerial matching unit, T4X transmitter AC4 PSU mint condition, new valves, any trial £750 or exchange Corsair II. 10M Multimode £100. 10M FM £40. FP757GX SW Mode PSU £60. GOZYZ QTHR 0705 589560 anytime.

PART EXCHANGE Midland 6001 Stalker 0 stem Bremi BRL210 plus other various CB 11m DX equipment for either Yaesu 707 or 757 with cash adjustment. Both radios easily converted to 10M. Telephone Norwich (0603) 614928 ask for Tony.

SONY ICFSWIS AC301 power adaptor AN101 active antenna etc. Brand new £225 or exchange good second hand Yaesu Kenwood or Icom receiver. Tel: day 01-623 3160, night 0732 453085.

CANON A1 camera fitted with Canon 35/70 zoom lens E.R.C. Vivitar zoom flash type 2500 as new condition, exchange for Yaesu FT290R multi-mode with accessories. Phone Mr. Horton, Rotherham 893772.

FT101B exchange for FT707 with C.W. filter or sell £300. Sony 7600D gen. cov. with A.C. Unit £110. MK4001KB RTTY Xceiver £100 GW3COI QTHR Abersoch 2675.

ULTRA bargain time!! TR10 TH21E 2 metre H/H with box etc. for only £145, yes incredibly £145 or exchange for 10 metre multimode gear. Ring

Jon GOIUE on Tel: 0249 712009 (Wilts.).

EXCHANGE AR88D matching speaker v.g.c. for Eddystone or National matching speaker or WHY in early equipment. D.W. Blanchard, 141 Dunes Road, Greatside on Sea, New Romney, Kent.

EXCHANGE Satellite TV system by G. Electric cost new £2,600 for HAM gear for the total of £900 spun 1.8 alloy dish 200ch. Consol post mount complete. Ring 0504 885710 ask for Frank Ward any time G14VQK.

WANTED

WANTED R532 air-band receiver or similar. Also digital display YC221 for FT221. Tel: 0768 64890.

WANTED: Xtals for Heathkit RG-11F filter. 1.6197MHz + 1.6214MHz also xtals for PF2UB pocket phone RB10+6. Have Eddystone EC10 will swap for any radio bits or sell £30.00. Day or night, Steve GIVSI 051-334-8927.

WANTED FR400DX must be in v.g.c. cash waiting. Write: 29 Love Lane, Weymouth, Dorset DT4 8JZ.

WANTED MkXV transmitter/receiver, paraset transceiver BP3, AP4 sets, Mk II suitcase, B2 suitcase set Mk III suitcase set, 53 Mk1 receiver, 51/1 transmitter accessories for 18 set. Tel: Tony 051-931-1716.

WANTED Tandy realistic PR30 hand held scanner must be in good condition or thereabouts! Money waiting just Tel: 061 436 7224 and ask for Rik also have signal R532 Airband scanner receiver for sale very good base receiver offers. R. Keary, 18 Cardew Avenue, Crossacres, Wythenshawe M22 7XX.

CW ENTHUSIAST seeks very old brass morse key willing to pay market price. Reg GOGZJ QTHR. Tel: 0256 22591 evenings.

WANTED External speaker for AR88LF must be original, also workshop manual for Murphy B40. M. J. Pennicott, 65 Cissbury Road, Burgess Hill, Sussex.

MIDLAND 6001 for sale, SSB, AM + FM 26.065 - 27.855 at present, ideal for

loop xtal conversion. Active crossmod' filter, Tx shift on R/T £110.00 p&p paid. Buy through GM7AVE, Box 3, Tranent, EH33 2JZ, Scotland. Also looking for cheap way to 2 metres, any ideas? TNX.

WANTED loan or purchase "Radio Constructor" magazines for period April 1948 to December 1949 (seeking specific article). GW3FSW 0745 870538 (North Wales).

WANTED spares or complete Tektronix 555 D/beam scope plus power supply. Write M. J. Lee "Baroda", Lower Waites Lane, Fairlight, Hastings, East Sussex TN35 4DB.

WANTED carrying case for Trio 2300 also mobile mounting bracket for the same. Tel: 0533 879760.

WANTED Icom IC402 70cms SSB must be v.g.c. Cash waiting. Tel: 0926 498388.

WANTED EXGOV 1392 and have good home for a AR88. Phone Len 0977 797063.

WANTED KW202 or Eddystone 888A GWO G41ZM QTHR Rugby 811295.

ICOM ICB1050 10 metre FM with xtal filter £30. 5/8 wave 10 metre vertical £8. FT77, FT707, TS120S, TS520S or similar small HF transceiver wanted. Cash waiting for good radio. G1NZS after 6pm except weekends. Telford 607542.

WANTED Heathkit RA1 Rx's for spares and design testbeds. Any condition. Please send details of condition and realistic prices to: Marris, 35 Kingswood House, Farnham Road, Slough, Berks. SL2 1DA.

WANTED Sony, ICF, 2001D shortwave receiver or similar radio for DXing, plus airband. Tel: 02407 4153. (Buckinghamshire).

WANTED Practical Wireless 1930s-1960s Radio Constructor simple radio circuits keyline books, George Newnes, Bernard Books RBGB books. Eagle Book of Model Aircraft, Model Petrol Engines, Percival Marshall. Phone 0793 485124 after 7.30pm.

WANT TO get QRV on RTTY I have Commodore VIC20. Technical software interface and RTTY/CW Tx/Rx programme ready to go RTTY

station bargain £55. Also have Cobra 148 GTL DX v.g.c. Bargain £90. Contact Adrian on Carlisle (0228) 41309 after 5pm.

WANTED Icom IC240 or Trio TR8300 in exchange for Eddystone 770R v.g.c. or will purchase if price is right. Phone Selby 707632 ask for Peter.

TS430 or similar urgently wanted for cash. For sale or swap. 70cm transvertor, FT7, FRG7700, SP980, PRO2001 scanner, Trio TR-3500, ICF-7600D, Search 9 with 2 mtr transmitter, TV cameras, video, Bedford Dormobile Mobile Shack, Oscilloscope, frequency counter, etc. Phone Bewdley 403858.

RETIRED Cornishman would welcome help/advice about making an amateur VHF rig. If anyone would write to me, I would enjoy corresponding. Please write to: Mr. Andrew, 7 Llanthewy Road, Newport, Gwent NP9 4JR.

WANTED authentic tuning meter for AR88 and also CW filter for Trio TS510. Phone 0546 2475.

WANTED Yaesu FRG8800 Datong FL3 Datong HF active Antenna or Yaesu FRG7. Ring with prices. Tel: 0532 778689.

WANTED Icom SP3 ext. speaker. Icom PS30 power supply. Icom AH700. Discone antenna. Diamond D130N Discone antenna. Must be in first class condition. Phone (0206) 394336 after 7pm Essex.

DJ'S Volentery disc jockeys wanted from anywhere and everywhere to send taped shows to Dublin radio station Rhythm FM please send demo tape or write for further information to rhythm FM shay brennan JNR. 31 Finsbury Park, Church Town, Dublin 14, Ireland.

WANTED 2 metre transceiver, 25W Mobile preferred, not SSB FDK 700E, Icom IC225, Icom 24G, Yaesu FT220 or similar. Phone 0229 52867 evenings or 53179 during working hours. Ask for Ian.

WANTED Icom 551 6 metre base transceiver in good condition, price etc. R.J.C. Burt, 339 Budshhead Road, Whitleigh, Plymouth PL5 4DY. Tel:

(0752) 709956.

WANTED R.109 WW2 Rx 6 volt preferred un-modified also wanted vari-ometer ATU (19 set type) your price + carriage paid. contact Peter 0287 34397 (days only works QTH).

WANTED Kenwood 940S/930S or 440S, also required for newly licensed operator FT707/or FT101ZD. Trio 830S Trio 430S, FT757, FT77 or Icom 745 or similar, consider any requiring attention. ATU also required Capco or FC902 or similar. Telephone 0704 - 880345.

WANTED by recently licensed amateur requires transceivers for VHF and HF bands, one requiring attention would be considered. Tel: 0925 63540.

WANTED Brimar valve manual, red, yellow, black cover have lost mine, good price paid for replacement, also would like to purchase a Heathkit transceiver HW100 HW101 etc. Bill Wright, 19 Oakfield Lane, Warsod Mansfield, Notts. NG20 OJE.

WANTED Icom R71, cash or exchange Trio 2000 with VC10 VHF converter and cash. 01 556 5131 London. I HAVE a Yaesu FRG7 is it possible to have it fitted with a digital read-out also can it be fitted with FM information would be appreciated. John Munday, 142 Abbey Road, Sompting, Lancing, Sussex. Tel: 0903 762624.

WANTED Yaesu FC 102 ATU preferably with antenna relay switching unit, will collect. Telephone 0562 67026 (Kidderminster).

WANTED Newrad instrument case for "Marchwood" 30 amp PSU. Phone Les 0938 4247.

WANTED Sony Air-7 Airband receiver 108-136MHz or any other good receiver in mint condition, also scanners have interests. And UHF Airband please write your offer to: René Krautz, Gronlandsparken 590, DK-6715, Esbjerg N, Denmark. Phone (05) 468234 evenings.

WANTED service sheet for HAM International Jumbo I. Copy or buy, postage paid. Phone Mat on 036786 429.

YOUTH CLUB requires Colt Excalibur or HAM Jumbo home base, 27MHz tran-

sceivers for conversion to amateur band for radio section. Have funds available. Please ring 0202 290529 ask for Simon 10am-6pm.

HELP have you got a KW2000A PSU AC or DC collecting dust or EHT or HT transformers, please, please sell to me, I'm missing HF. Clive Roberts, 86 Peake Road, Brownhills, West Midlands W58 7BZ, GOFBO.

WANTED Redifon R1007 receiver, must be in good condition, price and details to John Brook, The Clock Tower, Pidgeon House Farm, Church Morton, Selsey, West Sussex PO20 9DS. Phone 0243 606682.

WANTED: Heathkit RA-1 in v.g.c. sensible price including handbook. Also handbook wanted for Heathkit RG-1 to buy or borrow for copying. Tel: (Bolton) 0204 693878.

WANTED TS120S, TS120V, FT77, FT707 all in good condition, money waiting, will collect if not to far away. HAM International Concord Mark 1 Schematic Diagram wanted, photocopy or buy. After 6pm, GINZS, Telford 607542.

WANTED Sony air band 7 or Sony ICF Pro 80 Scanner with Converter. Phone 061 799 5452 Manchester.

WANTED urgently KW107 for Club Station sensible money paid for good one GM1VZF QTHR, Tel: 0563 24665 do not all rush at once please.

WANTED: Solid State HF Transceiver to maximum price of £400, Trio preferred, but all considered. Sheffield (0742) 588415 will travel to collect.

WANTED prop pitch motor or other geared DC motor around 1 rpm for turning large VHF Array, also 2m pre-amp -1.0dB NF homebrew okay and also DFM anything considered. Phone Conrad G6ZTU 0226 791196 can collect.

AMATEUR computer programmes wanted on 5¼" Disks for BBC B Packet RTTY morse (CW) trade or buy others of interest also wanted MD-1 88 desktop microphone for Yaesu FT 757 GX trade or buy. Tel: GOJJA (Norwich) 0603 867005.

HAM RADIO TODAY

Lineage: 54p per word VAT inclusive (minimum 15 words) Semi Display: (minimum 2cms) £8.35 + VAT per single column centimetre. Ring for information on series bookings/discounts. All advertisements in this section must be prepaid. Advertisements are accepted subject to the terms and conditions printed on the advertisement rate card (available on request).

CLASSIFIED



01-437 0699 Ext 292. Send your requirements to: Ham Radio Today Classified Department, ASP Ltd., 1 Golden Square, London W1R 3AB.

ACCESSORIES



Tel: 061-445-8918 061-434-5701 061-446-2437
Fax: 061-445-0978 Tlx: 666762 PAMACO G

WHOLESALE DISTRIBUTORS OF CB

WE DELIVER NATIONWIDE - OPEN EVERY DAY, SUNDAY 10-2.
Pama House, 433 Wilmslow Road, Manchester M20 9AF

Giant range of CBs and accessories, contact us today for very fast, friendly service, competitive prices, widest range and latest CB products.

COURSES

RADIO AMATEUR LICENCE

Start training now for the following courses. Send for our brochure — without obligation or Telephone us on 06267 79398

HRT16

- NAME** _____
- _____
- _____
- _____
- Radio Amateur Licence
 - City & Guilds Exam 271
 - Micro-processor
 - Introduction to Television

Radio & Telecommunications Correspondence School, 12, Moor View Drive, Teignmouth, Devon TQ14 9UN.

FOR SALE

MR2 COMMUNICATIONS LTD

MR2 MICROWAVE MOBILE ANTENNA

Desk DC supply and base for Icom portables Icom business — Amateur — Marine — Air UK and Export



MR2 COMMUNICATIONS LTD

Newcastle under Lyme
Tel: (0782) 619658
7 day service

VHF ACTION RECEIVERS
Specialist hand-compact VHF monitor receivers for lo/mid/hi band detection + 10/11m. Hear Hams, Aircraft, Public Services, Marine, Local 2-Way and much more!
All 53-176MHz signals, Squelch, VFO facility etc. European origin, Special Price: £29.50 inc p&p. Prompt dispatch from:
TAYLOR RADIO, 8 EMMERSON ST, CROOK, CO DURHAM

10 METER ENHANCEMENT IS HERE

ALL NEW AR-3500 ALL MODE MOBILE TRANSCEIVER - NOW AVAILABLE IN THE UK!
MANY FEATURES INCLUDE: DIGITAL FREQUENCY READOUT - 28/30MC/S - AM, FM, USB, LSB, CW - SCANNING - SPLIT FREQUENCY OPERATION - AND MANY MORE.

S.A.E. FOR FULL DETAILS TO:
PETE JENKINS GO ECK (HR), 43 GREEN LANES, WEST EWELL, EPSOM, SURREY KT19 9TW.

SURPLUS

ELECTRO DISPOSALS

2000 sq ft of surplus equipment and components

Lonlas Workshops, Skewen, Neath, South Wales.
Tel: 0792 818451

PERSONALISED LEISUREWEAR

T-SHIRTS & SWEATSHIRTS by **Interprint**

MINIMUM ORDER - ONLY 12
FREE DESIGN SERVICE

Other Top Quality Personalised Products

Sports Shirts, Ties, Hats, Lighters, Bags, Stickers, Badges, Aprons, Tea-towels

Write for free colour brochure to:

**INTERPRINT Dept. HAM
CRAVEN ARMS,
SHROPSHIRE SY7 9NY.**

TEL: (05882) 2703 & 2502

SRI PAGER XTALS S20, S22, S23 £2.00 each + 20p P+P/NEW REEDS 123, 136, 928Hz £3.50 each + 50p P+P XTALS 4.433, 4.9152, 5.0688, 15.00MHz £1.00 each + 20p P+P
8 POLE XTAL FILTER NDK 10F 15DG 10.7MHz/15KHz BW, £9.50 + 50p P+P
SCANNER VOX AUTO RECORDS ON CASSETTE £5.00/£7.00 BUILT + 50p P+P
ELECTROKITS, 15 Kings Road, Sutton Coldfield, W. Mids. B73 5AB.
Tel: 021-354-5409

BE SAFE AND LEGAL WHEN MOBILE

with the "SPEAKEASY" Handfree Microphone £15.00 inclusive
Radio Baby Listener, transmits every sound to ordinary FM Radio £7.50 inclusive
Call Box tapes your telephone conversations automatically onto standard cassette recorder, £16.50 inclusive
S.A.E. more details.
Live Wireless c/o Video World
7 Wesley Street, Southport, Merseyside
Mail Order only please.

MISCELLANEOUS

Heathkit U.K. spares and service centre. Cedar Electronics (HR), Unit 12, Station Drive, Bredon, Tewkesbury, Glos. Tel: 0684 73127.

TO ADVERTISE HERE
01-437 0620

QSL'S

QSL CARDS. Your own design on blank postcard (drawing, cartoon, rubdown letters) printed; 500 — £20. Our designs with your details also available. Send sae for details/samples: D J Mackinder GLDWP, The Ham Press, 5 Mill Cottages, Mill Road, Caversham, Reading, Berks RG4 8DP.

NEIGHBOURHOOD WATCH BURGULAR ALARM D.I.Y. KIT

will offer a professional system at a DIY price
Ham mini beam 10, 15, 20 meters. Part integrated circuits, transistors, diodes, valves, resistors, etc.
Service Manual and parts for spectrum and Amstrad
Send a 8" x 5" SAE for list.
M.J. SEAWARD (Mail Order)
St. Olafs Road, Stratton, Nr. Bude, Cornwall.
Telephone: 0288 4892

**Next copy
Deadlines for
NOVEMBER ISSUE
25th August 1988
DECEMBER ISSUE
27th September 1988**

ACCESSORIES

WHOLESALE

CB radios, aerials & accessories delivered to your shop. Contact for price list.

Parma House, 433 Wilmslow Road, Manchester M20 9AF. only 3 min. from M56



OPEN EVERY DAY, SUNDAY 10-2.

NATIONWIDE DELIVERY DEALERS contact us today for very fast, Friendly Service, Competitive Prices, Widest Range & Latest CB Products.

Tel: 061-445-8918 061-434-5701 061-446-2437
Fax: 061-445-0978 Tlx: 666762 PAMACO G

KITS & HOBBIES

GET READY FOR THE WINTER CONSTRUCTION SEASON WITH A NEW KIT FROM
KANGA PRODUCTS
KITS FOR THE AMATEUR
BUDDING AMATEUR OR THE LISTENER
R F ACTUATED SIDETONE GENERATOR £595
DUMMY LOAD KIT (100 WATT) £795
CRYSTAL MARKET KIT £995
FREQUENCY COUNTER/DIAL £1995
SINGLE BAND RECEIVER £1995
THE 'OWNER' HF TRANSCEIVER £2500
DUAL BAND RECEIVER (20 & 80) £3595
(Some kits are supplied semi-complete) -
Please add 85p P&P
Send a large SAE for free catalogue
KANGA PRODUCTS
3, Limes Road,
Folkestone CT19 4AU

AERIALS

T.A.R. COMMUNICATIONS
For all Aerials & Lashing equipment.
We are famous for the G5 RB antenna and the 5, 7, & 12 element ZL.
For Retail or Mailorder contact:-
TAR COMMUNICATIONS
King William St., Stourbridge
W. Midlands. DY8 4EY
0384 390944
NEW GM AERIALS NOW AVAILABLE

AERIALS

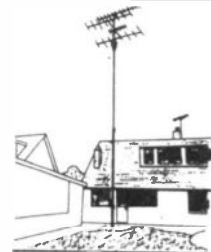
TENNAMAST SCOTLAND

TENNAMAST ARE FAST BECOMING THE NAME FOR WIND UP TILT OVER MASTS.

THEY ARE: EASY TO OPERATE - SAFE TO USE - SLIM AND ELEGANT - SUIT-ABLE FOR HF AND VHF. DESIGNED AND BUILT PROFESSIONALLY BY ENTHUSIASTS FOR ENTHUSIASTS.

PLEASE WRITE OR TELEPHONE

TENNAMAST, SCOTLAND, Mains Road, Beith, Ayrshire KA15 2HT. Tel: (05055) 3824



24 HOUR ANSWER SERVICE

EQUIPMENT

USED AMATEUR EQUIPMENT?

Buy, Sell & Exchange!

SELLING? I pay the BEST POSSIBLE PRICES for your Clean Used Equipment!

BUYING? I have the BEST SELECTION of top Quality Used Equipment Available!

For the Deal You've been looking for,
Phone Dave, G4TNY
On 04024 57722 or 0836 201530
9am to 7pm, Monday to Saturday.
Or send SAE for lists.

G4TNY AMATEUR RADIO

132 Albany Road, Hornchurch, Essex RM12 4AQ

82% of our readers frequently use this section when deciding what to buy — to find out how you can take advantage phone: 01-437 0626

WANTED

Billington Valves

Valves Transistors I.C.'s.
Usually the lowest prices ...
Rarities our speciality.
Wholesale + Export enquiries welcome.

20lb (9kg) of resistors, capacitors, potentiometers etc. etc.
1930's-1960's £10 + V.A.T. delivered.

We wish to purchase a small quantity of valve types PX4 + PX2S (or equivalents) also types KT66 KT88, we'll also buy valve collections, transistors + shop clearance.

For quotations contact: **Martin Billington**,
39 Highland Road, Horsham, W. Sussex RH13 5LH.
Phone 0403 864086.
Fax 0403 210108. Telex 87271

COMPUTER SUPPLIES

Disks & Ribbons

3" CF2	£1.90
3.5" DS unbranded	£0.90
5.25" Memorex branded	
SS/DD	£0.60
5.25" 96 tpi DS, unbranded, labels etc.	£0.35
Vision 10 storage box 5.25" or 3.5"	£1.05
Imagewriter	£2.95
Citizen 120D	£3.50
Epson MX/RX/FX80	£2.75
Epson MX/RX/FX100	£3.10
Cannon PW 1080A	£2.69
Epson LX 80/86	£2.50
Kaga Taxan	£2.69

Please add 15% VAT carriage free.

T-systems Ltd.,
The Signal Cabin,
61 High Street, Orpington,
Kent BR6 0JF
Tel: 0689 22196

GENERAL

USED AMATEUR EQUIPMENT BOUGHT, SOLD & EXCHANGED

S.A.E. for latest list, second hand price guide, updated monthly.
Useful guide for buying/selling £2.
ATU mods add top band to SEM KW etc. £650.

Call **Martyn G4SUI Geefor Enterprises**, 112 Leeds Road, Mirfield, West Yorks.
Personal callers by arrangement.
Tel: (0924) 495916

TERMS & CONDITIONS

CLASSIFIED ADVERTISING TERMS & CONDITIONS

Our terms for new advertisers (semi-display and lineage) are strictly pro-forma payments until satisfactory reference can be taken up (excluding recognised advertising agencies). Cheques and P.O.'s should be crossed and made payable to ARGUS SPECIALIST PUBLICATIONS LTD. and sent together with the advertisement to:

The Classified Dept.,
No. 1 Golden Square,
London W1R 3AB.

There are no reimbursements for cancellations. Advertisements arriving too late for a particular issue will be inserted in the following issue unless accompanied by instructions to the contrary. It is the responsibility of the advertiser to ensure that the first insertion of every series is published correctly, and corrections must be notified in time for the second insertion, otherwise the publishers will not accept any liability or offer any reduction in charges.

All advertising sales are subject to Government Regulations concerning VAT. Advertisers are responsible for complying with the various legal requirements in force eg: The Trade Descriptions Act, Sex Discrimination Act and the Business Advertisements (Disclosure) Order 1977.
Full Terms & Conditions of Advertising available on request.

SURPLUS EQUIPMENT

D & D ELECTRONICS (Kennington)

The sort of shop you used to see in Lisle St. All sorts of surplus supplies, so come along and browse or send SAE for info. sheets.

3a Braganza Street,
London SE17 3RD
Tel: 01-793 0054
(Open 6 days a week)

To advertise here
call **Heather Wust**
☎ 01-437 0699

RETAIL NETWORK

BEDFORDSHIRE

ELECTRO COMM
NEW CB SHOP
 2A Tennyson Road, Luton
Tel: 0582 458310
CB RADIOS ALL ACCESSORIES.
RELIABLE SPEEDY REPAIR SERVICE.
USED CB'S BOUGHT AND SOLD
(Open 9-6 Tues.-Sat.) ½ mile town centre.

KENT

ICOM (UK) LTD.
ELECTRONICS
Unit 8, Sea Street, Herne Bay, Kent
Tel: (0227) 369464
Telex: 9651791 com G
Fax: 0227 360155
Open Mon.-Sat. 9-5.30pm.
Lunch 1-2.

SUSSEX

BREDHURST ELECTRONICS LTD
HIGH ST., HANDCROSS,
WEST SUSSEX.
TEL: (0444) 400786
Sited at the Southern end of M23. Easy access to M25 and South London. Open Mon-Fri 9am-5pm except Wed 9am-12.30pm. Sat 10am-4pm.
MAILORDER KENWOOD RETAIL

BIRMINGHAM

HEWARD'S HOME STORES LTD.
(Est. 1963)
822/4 Kingstanding Rd., Birmingham B44 9RT.
Tel: 021-354 2083
G4RJM with over 40 years in The Radio Trade
Ham Equipment urgently wanted!
Open: Mon-Sat 9-6

LANCASHIRE

AMATEUR ELECTRONICS/HOLDINGS G3LLL.
YAESU, JAYBEAM, DRAE, DATONG, BLACK STAR COUNTERS, ETC FT 101 EXPERTS
6JS6C 6KD6 12BY7A Original type approved valves & our own Double Balanced Mixer and new band WARC Kits for original FT 101 MK1-E S.A.E. List. Full Yaesu range 15 mins Junction 31 M6 Free parking Call and consult G3LLL without obligation. Holidays? Phone, check we are open before calling
45 JOHNSTON STREET, BLACKBURN BB2 1EF.
(0254) 58505. CLOSED THURSDAY.

TYNE & WEAR

ALYNTRONICS
For all amateur communications equipment and accessories authorised dealers for
129 Chillingham Road, Heaton, Newcastle Upon Tyne, NE6 5XL. Tel: 091 276 1002.
Open 10am-6pm Tues.-Fri. 10am-5pm Sat.
Access & Visa accepted

BIRMINGHAM

RAYCOM COMMUNICATION SYSTEMS
International House,
963 Wolverhampton Road, Oldbury,
Warley, West Midlands B69 4RT.
Tel: 021 544 6767
Opening hours 9-5.30pm Late nights Thurs.-Fri.
Send just £1.00 (refundable against purchase)
for latest catalogue + our exclusive products & used list.

LANCASHIRE

G4 DXX VIDEO ELECTRONICS
For ICOM, DRAY, WELLS, DAIWA
DATONG, Logbooks, Rotators,
Cable etc.
Open 9-5pm. Closed Wednesdays.
141 LANCASTER ROAD, MORECAMBE,
LANCASHIRE LA4 5QJ
PHONE (0624) 418B73

YORKSHIRE

ALAN HOOKER ELECTRONICS
42 Nethernall Road,
Doncaster
Tel - 0302 25690
Large stocks of electronic components.

CHESHIRE

FAST AND FRIENDLY SERVICE
PAMA HOUSE,
443 Wilmslow Rd,
Manchester
M20 9AF
061-445 8918
061-434 5701
WHOLESALE CB
Pama & Co

LEICESTERSHIRE

ELLIOTT ELECTRONICS
for the Radio Enthusiast
26-28 BRAUNSTONE GATE,
LEICESTER.
TEL: 553293
Open: Mon-Sat 9.00am to 5.30pm

SCOTLAND

JAYCEE ELECTRONICS LTD
JOHN GM30PW
20 Woodside Way, Glenrothes,
Fife KY7 5DP
TEL: 0592 756962
Open: Tues-Sat 9-5
Quality secondhand equipment in stock. Full range of TRIO goodies. Jaybeam - Microwave Modules - LAR.

DEVON

AGRIMOTORS
Merton CB & Radio Centre
Merton Garage & Post Office, Merton,
Nr. Oakhampton EX20 3DZ. Tel: (08053) 200
Open 6 days 9-6. Lunch 1-2.15. Closed Thurs. 1pm.
(Sundays by appointment)
Specialists in 934MHz
Supplies of all 27MHz and 934MHz equipment
Amateur Radio Stocked.

LONDON

ARE COMMUNICATIONS LTD.
For Yaesu Icom and Kenwood.
Phone us for the best deals on all communication Equipment.
No. 6 Royal Parade, Hanger,
Ealing, London W5.
Tel: 01-997 4476

WALES

SMC/TMP ELECTRONICS
UNIT 27, PINFOLD WORKSHOPS,
PINFOLD LANE, BUCKLEY, CLWYD.
TEL: 0244 549563
FOR ALL YOUR AMATEUR EQUIPMENT AND ACCESSORIES.
OPEN: TUES., WED., FRI. 10am-5pm
SATURDAY 10am-4pm. OTHER DAYS BY APPOINTMENT.

HAMPSHIRE

NEVADA Communications
Ham Radio - CB Radio - Scanning Receivers.
Fast Mail Order Service.
Send £2 for our bumper catalogues
(includes £2 voucher)
HOTLINE (0705) 662145
189 London Road, North End, Portsmouth PO2 9AE

SUSSEX

G.W.M. RADIO LTD.
40/42 Portland Road, Worthing,
Sussex
Tel: 0903 34897
Constantly changing stock of interesting items for callers. Receivers, test equipment, components etc. Communications receivers - Rascal RA17 £15, Eddystone 730/4 £110, plus carriage.
NOW IN STOCK.

N. WALES

NORTH WALES AMATEUR RADIO MART
AMATEUR RADIO - CB RADIO - MARINE RADIO - P.M.R.
25 ABBEY STREET
RHYL
Open Monday-Saturday: 11am-5.30pm
All repairs and accessories available ex stock. Mail order welcome.
Tel: 0745-51579

NEVADA

THE UK'S SCANNER SPECIALISTS

JUST ARRIVED THE NEW BLACK JAGUAR MkIII



Switchable between AM/FM.
Base & mobile charging
Frequency range:-
26-30MHz, 60-88MHz,
115-178MHz, 210-260MHz,
410-520MHz.

£235

100 XL Bearcat

Hand held scanner with 16 channels.
Memory scan covering:-
66-88 Mhz, 118-174 Mhz,
405-512 Mhz.
Complete with carrying case,
earphone and charger unit.

£189⁹⁹



Bearcat 210 XW

NEW Base station scanning Rx with 20 channel memory scan covering: 30-50MHz, 136-174MHz, 406-512 MHz. 12 Volt or mains.

£179⁹⁹

50 XL Bearcat

A super NEW low cost handheld scanner with 10 memories and covers:-
66-88MHz, 136-174MHz,
406-512MHz

£99⁹⁹



Bearcat 800 XLT

40 Channel Base Scanner
Covers: 29-54MHz, 118-174MHz,
406-512MHz, 806-912MHz.
Complete with AC adaptor

£229

70 XLT Bearcat

Pocket size scanner with 20 memory scan covering 66-88 Mhz, 118-174 MHz, 406-512 MHz.
Complete with carrying case, earphone and charger unit.

£149⁹⁹



NEW 580 XLT Bearcat



100 Memory channels covers:
29-54 MHz, 118-174, 410-512 MHz.

£199 Requires 12V DC supply

NEW BUMPER CATALOGUE
Includes £20 worth of vouchers
£2

USE YOUR CREDIT CARD FOR IMMEDIATE DESPATCH

HOTLINE (0705) 662145

NEVADA COMMUNICATIONS
189 London Road, North End,
Portsmouth PO2 9AE. Telex: 869107

TX-3 RTTY/CW/ASCII TRANSCEIVE

The high performance, low cost system
Split-screen, type-ahead operation, receive screen unwrap, 24 large memories, clock, review store, callsign capture, RTTY auto CR/LF, CW software filtering and much more. Needs interface or T.U.BBC-B/Master and CBM64 tape £20, disc £22. Spectrum tape £35, +3 disc £37 inc. adaptor board (needs interface/TU also).
For VIC20 we have our RTTY/CW transceive program. Tape £20.

RX-4 RTTY/CW/SSTV/AMTOR RECEIVE

This is still a best-selling program and it's easy to see why. Superb performance on 4 modes, switch modes at a keypress to catch all the action. Text and picture store with dump to screen, printer or tape/disc. An essential piece of software for trawling the bands. Needs interface. BBC-B/Master, CBM64 tape £25, disc £27. VIC20 tape £25. SPECTRUM tape £40, +3 disc £42 inc. adaptor board (needs interface also). The SPECTRUM software-only version (input to EAR socket) is still available £25, +3 disc £27.

TIF1 INTERFACE Perfect for TX3 and RX4, it has 2-stage RTTY and CW filters and computer noise reduction for excellent reception. Transmit outputs for MIC, PTT and KEY. Kit £20 (assembled PCB + Cables, Connectors) or ready-made £40, boxed with all connections. Extra MIC leads for extra rigs £3 each. State rig(s). Interface only available with Tx-3 or Rx-4 software.

WORLD AND UK/EUROPE LOCATOR Maps, great circles, distances, bearings, contest scores. Lat/Long, locators, NGR, hundreds of placenames. BBC-B/Master, ELECTRON ONLY. Tape £10.

LOCATOR Distances, bearings, contest scores. Lat/Long, locators. SPECTRUM, CBM64, VIC20 tape £7.

And for the BBC-B/Master, SPECTRUM ELECTRON, CBM64, VIC20.

MORSE TUTOR 1 - 40 wpm. Learn by ear, practise using random letters, figures, punctuation, words. 40 plain language texts supplied or type your own. With learning guide, tape £6.

LOGBOOK Date, band, mode, call and remarks. Instant callsearch. Log printout. Tape £8.

RAE MATHS Unlimited practice and testing for the exam calculations. Tape £9.

All BBC and CBM64 programs are available on DISC at £2 extra.

Prices include VAT and P&P, 1st Class inland, airmail overseas, normally by return. Eire, C.I., BFPO deduct 13%.

technical software (HRT)

Fron, Upper Llandwrog, Caernarfon LL54 7RF.
Tel: 0286 881886



ARE COMMUNICATIONS



Kenwood TS440S HF Transceiver

Now available once again from ARE Communications the excellent Kenwood TS440S. General Coverage Receive 100W output between Top band and 10m. FM fitted as standard. Auto Tuning Unit optional extra. Offered at a discounted price of £1,039.00 or, with ATU £1,199.00.



Kenwood TS680S HF and SIX metre Transceiver

Since our introduction of this remarkable transceiver last year, October 1987 to be precise (Dales of Derby please note), many of these are now in use throughout the U.K. From 160m to 10m, including the ever-popular 6m band and a General-Coverage Receiver. Price: £929.00 including MC43S microphone.



Yaesu FT23R 2M HANDIE

Due to A.R.E.'s continued policy of direct importing and cutting out the **Sub Marine Corporation** we continue to offer Yaesu's best seller at the discounted price of full U.K. spec with FBA9 empty batter case, helical antenna and strap. Price: **£195.00** or complete with FNB10 and NC28C charger **£249.00**.



Standard C500 Dual Band Handie

You must have read our adverts by now, we've sold hundreds! 2m & 70cm full duplex 138-170 MHz + 420-469 MHz. Many additional features. Price: **£369.00**.



Yaesu FT690R Mk II

Still not on SIX METRES?! Our special offer cannot last forever! The last batch of FT690R has just arrived from Japan. Phone now to avoid disappointment.

Price: **£349.00** c/w empty battery case, carry strap and antenna
£375.00 including a 15W output linear amplifier.



Yaesu FT767GX HF + 2m + 6m + 70cm.

Our latest batch direct from Japan guarantees you will not be investing in earlier production models. A complete ham station in one package. All band, all mode, built-in Automatic Tuning Unit, Power Supply Unit, General Coverage Receiver, Digital Power/SWR Meter 100w out, optional 2m/6/70cm modules which just plug in. Price: **£1,369.00** including MH1B8 microphone. Also available with one or all VHF modules fitted. Phone for unbeatable price or part-exchange.



Yaesu FT736R quad band multimode.

The KING of VHF/UHF Base stations, the FT736R has all the facilities any discerning user may need, plus the two most important features: Uncompromised receive performance and a clean transmitted signal. A.R.E.'s continued policy of direct importing guarantees you an unbeatable price of **£1,289.00** including MH1B8 microphone; **£1,475.00** including 6m card and microphone.

PHONE: 01-997-4476

STOP PRESS... DISCOUNTED PRICES ON THE NEW JST135 ONLY £1195.00
PHONE FOR DETAILS. ALSO AVAILABLE — KENWOOD TS940S AND TL922. BOTH AVAILABLE EX-STOCK

Although infrequently mentioned in our advertising, ARE Communications can supply the complete range of ICOM PRODUCTS. The fabulous ICR700 and ICR71E receivers, IC735/275/475/575 transceivers, together with the new range of hand-held and mobile transceivers (including the IC32E Dual-bander) all available from stock. Remember, our "MAILBOX" system is still in use and enables us to mail any enquiries quickly and efficiently. Plus the added advantage of selling all used equipment at realistic prices. Why wait to place an AD in a magazine? 73 Martin G4HKS



A.R.E. Communications Limited, 6 Royal Parade, Hanger Lane, Ealing, London W5A 1ET, England Professional Tel: 01-997 4476 Fax: 01-991 2565

