

73 Amateur Radio Today

OCTOBER 1993
ISSUE #397
USA \$2.95
CAN \$3.95

A WGI Publication
International Edition

QRP Low-Power Fun!

Gadgets For
Your MFJ-9020

73 Reviews Two
Great QRP Rigs



ICOM

IC-765 HF Transceiver

SPECIAL OFFER! LIMITED TIME ONLY!
FREE with your purchase of an IC-765 you will receive
 a CR282 High Stability Crystal AND either a FL53A
 250 Hz CW Narrow Filter or a SM20 Desk Microphone



MAKE YOUR DREAMS A REALITY!


ICOM incorporated your most requested features with modern technology's best designs to produce the remarkable IC-765 dream rig. Its combination of excellent performance and superb reliability truly open a new dimension in HF operating enjoyment.

THE HF FOR TODAY'S ACTIVE AMATEUR.

Includes: ***Band Stacking Registers.** Each band's VFO's retain the last selected frequency, mode and filter choice when changing bands. Produces the equivalent of 20 VFO's; two per band. Great for multiband DX'ing! ***99 Fully Tunable Memories.** Store frequency, mode and filter selections. Each one can be returned and/or reprogrammed independent of VFO operations. Memories 90-99 also store split Tx/Rx frequencies. ***10Hz Readout.** Perfect on-the-dot frequency selection for nets, DX skeds and data communication modes. ***Full QSK Break-in.** For super CW operations!

***Direct Digital Synthesizer (DDS).**

Assures ultra-fast PLL switching and lock-in for excellent PACKET and AMTOR operations.



***Maximum Operation Flexibility!** The three step attenuator cuts multi-station overloads. ***Built-in AC Supply.** The IC-765 is 100 percent duty cycle rated for cool operation and superb performance on all modes! ***Fully Automatic Antenna Tuner.** With built-in CPU and memory for extremely fast tuning and one-touch operation. Wide tuning range. ***CW Pitch Control.** Total operating comfort and convenience for successful contesting and DX'ing. An iambic keyer with adjustable speed and weight is also built into the IC-765! ICOM also included ***Narrow 500Hz CW**

Filters. The FL-32A and FL-52A deliver razor sharp selectivity. A serious DX'ers delight! 250Hz FL-53A and FL-101 optional.

The IC-765 General Coverage Receiver covers all bands, all modes and is backed by ICOM's full one-year warranty at any one of our North American Service Centers. The IC-765 turns your dreams into reality!

For information call the Literature Request Hotline 1-206-450-6088.

ICOM
Experience the Quality

ICOM America, Inc., 2380-116th Ave. N.E., Bellevue, WA 98004
Customer Service Hotline (206) 454-7619
 18102 Skypark South, Suite 52-B, Irvine, CA 92714
 ICOM CANADA, A Division of ICOM America, Inc.,
 3071 - #5 Road, Unit 9, Richmond, B.C. V6X 2T4 Canada
 All stated specifications are subject to change without notice or obligation. All ICOM radios significantly exceed FCC regulations limiting spurious emissions. The ICOM logo is a registered trademark of ICOM America, Inc. 765B693.



STARTEK INTERNATIONAL INC. FREQUENCY COUNTERS

Auto Trigger & Hold

now, for the first time, available on inexpensive, portable counters with our new **ATH™** Series. This feature is the most significant improvement ever made to the pocket sized counters! It allows "Hands Free" operation to automatically *read & hold* a signal as quick as 80 ms or 8% of a second.

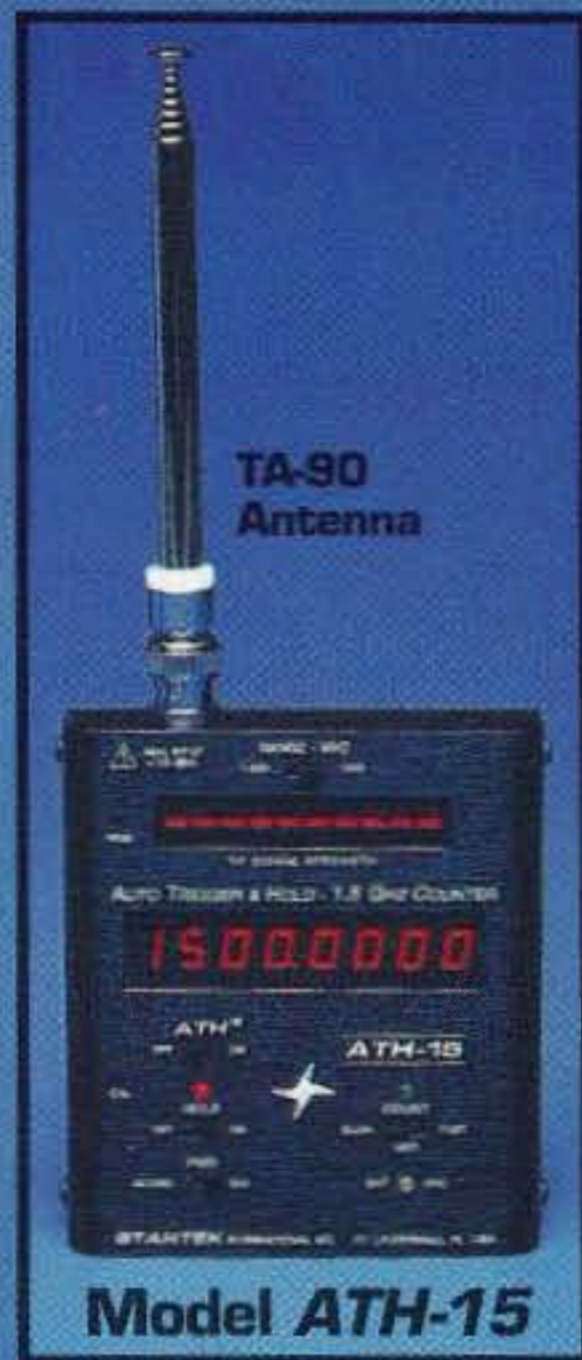
Our **ATH™** circuitry is *super fast* because it does not require the time for multiple readings, like digital filtering techniques.

The **ONE-SHOT ATH™** feature is standard on the **ATH-30**. Using controls and indicators on top of the unit, it will hold the first reading until manually reset. (The **ONE-SHOT** feature is a \$40 option on the **ATH-15**.)

Say goodbye to random counting & false readings with the ATH™ Series

ATH™ Series features include:

- Easy to use - simple controls
- Ultra fast response time - 800% faster
- Extra bright LED digits
- 3-5 hour battery operation
- Automatic clean dropout
- Maximized sensitivity, <1mv typical
- 4 GHz signal strength Bar Graph
- 2 ranges - 6 fast gate times
- 9-12V auto-polarity power jack
- **StarCab™** aluminum cabinet

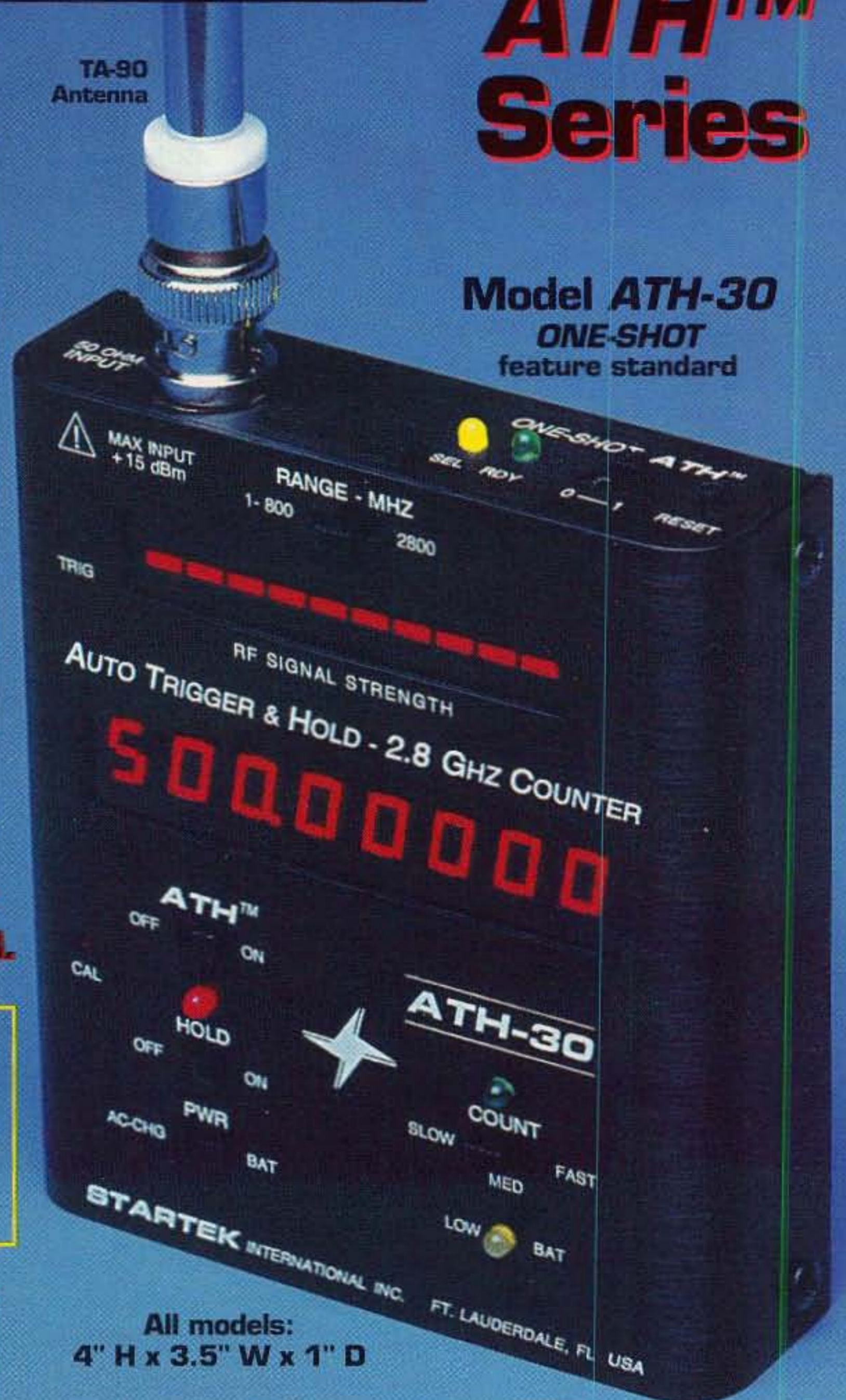


**ALL MODELS
MADE IN U.S.A.**

**NEW
WARRANTY
5 years all parts
1 year labor
ALL MODELS**

New ATH™ Series

**Model ATH-30
ONE-SHOT
feature standard**



All models:
4" H x 3.5" W x 1" D



**ALL
FREQUENCY
COUNTERS
PRICED WITH
NI-CADs &
AC ADAPTOR**

In Stock...Same Day Shipment

Frequency Counters	SPECIAL
1350 1-1300 MHz 3 gate times, quality & economy	119 129
3500 10 Hz-3500 MHz Extremely wide frequency range	239 250
15-BG (not shown) 1-1500 MHz Ultra high sensitivity, Bar Graph	169 220
35-BG 1-3200 MHz Ultra high sensitivity, Bar Graph	249 265
New ATH™ Series	
ATH-15 1-1500 MHz, ATH	199 235
ATH-30 1-2800 MHz, ATH, ONE-SHOT	259 299
HST-15 HIGH STAB TCXO fact. inst. option, 0.2 PPM accuracy	100 125
Accessories	
A CC-90 Case for all models	12.
B TA-90 Telescope BNC antenna	12.
C TA-90-L Telescope elbow antenna	16.
D RD-150 150 MHz rubber duck	16.
E RD-2750 27-50 MHz rubber duck	28.
F RD-800 800 MHz rubber duck	29.
G M-207-IC Interface cable for MFJ-207	10.
H P-110 200 MHz, 1x, 10x probe	39.
J LP-22 Lo-Pass, audio usage probe	25.
K DC-10 Direct, 50 OHM probe	20.



**Factory Direct
Order Lines
SAME DAY SHIPMENT
Orders & Information
305-561-2211
Orders Only
800-638-8050
FAX 305-561-9133**




STARTEK INTERNATIONAL INC.
398 NE 38th St., Ft. Lauderdale, FL 33334

Terms: Shipping/handling charges U.S. & Canada 5% (\$5 min., \$10 max) Others add 15%. FL residents add 6% tax. COD fee \$5. VISA, MC, Discover accepted. Prices & specifications subject to change without notice or obligation.

TURN *your* RADIO *into a* PHONE

Our microprocessor controlled interconnects patch your FM base station radio to your phone line and allow you to initiate and receive phone calls in your mobile or HT without assistance.

Only **CSI** interconnects offer important user friendly features such as Memory Speed-dialing, Last Number Redial and a built-in Programming keyboard with companion digital display which makes user set-up quick, easy and positive...



All features are fully user programmable:

- Speed-dial memories
- Single or multi-digit access code.
- Secret toll override access code
- Toll restrict numbers and sequences
- Regenerated tone or pulse dialout
- Ringout on 1-9 ring
- Line in use detect
- Call waiting
- CW ID
- Hookflash
- Activity & Timeout timers...

And More !

CSI has been the leading producer of interconnect products for over eleven years. All products are made in the U.S. A. and come with a one year limited warranty.

To get the complete story Call or Fax today for product information and dealer listing.



Connect Systems Inc.

2259 Portola Rd.
Ventura, CA. 93003

Toll free

(800) 545-1349

Phone (805) 642-7184

FAX (805) 642-7271

CSI is a registered trademark of Connect Systems Inc.

Private Patch V

Private Patch V is a multi-mode interconnect that offers four user selectable modes: 1. Enhanced Sampling 2. VOX Simplex 3. Semi-Duplex 4. Repeater Maker. A 90 memory speed-dialer and remote base mode are also included. Can be connected to the Mic and speaker jacks of any simplex transceiver when used in VOX simplex. Fully FCC and DOC approved. No other patch offers as many modes and features.



CS-900 Control Station Interconnect

The CS-900 is VOX activated and can be used simplex or through any remotely located repeater. The standard 1/2 Second Electronic Voice Delay totally eliminates syllable or word clipping and results in unsurpassed simplex performance. A 90 memory speed-dialer and Remote base mode are also included. The only required connections are to the Mic and Speaker jacks of your simplex transceiver. Fully FCC and DOC approved. This is the best deal going in a simplex patch!



CS-800 Full Duplex Interconnect

The CS-800 will operate Full or Semi duplex and also has a built-in Repeater Maker. The only required connections are to the Mic and Speaker jacks of your dual band transceiver. A 9 memory Speed-dialer is standard. Fully FCC and DOC approved. This is your best choice in a Full Duplex Interconnect with built-in Repeater Controller!



CS-700 Intelligent Interconnect

The CS-700 is for simplex operation and offers selectable VOX Enhanced or VOX Controlled Sampling. Sampling allows the mobile operator to have positive control at all times. The CS-700 requires an internal connection to the discriminator of your simplex transceiver. A 9 memory Speed dialer is standard. This is the best sampling patch in the business!



CD-1 Communications Decoder Unit

Decodes and displays all 50 CTCSS tones, 104 DCS codes and all 16 DTMF digits when connected to any scanner, receiver or service monitor. Extremely useful for service work or determining the correct codes to operate open repeaters and autopatches. DTMF sequences are displayed a second time, slowly just in case the real time digits were too fast to comprehend.



CIRCLE 12 ON READER SERVICE CARD

THE TEAM

PUBLISHER/EDITOR
Wayne Green W2NSD/1

ASSOCIATE PUBLISHER/EDITOR
David Cassidy N1GPH

MANAGING EDITOR
Hope Currier

SENIOR/TECHNICAL EDITOR
Charles Warrington WA1RZW

EDITORIAL ASSOCIATES
Sue Jewell
Joyce Sawtelle

CONTRIBUTING EDITORS
Bill Brown WB8ELK
Mike Bryce WB8VGE
Joseph E. Carr K4IPV
David Cowhig WA1LBP
Michael Geier KB1UM
Jim Gray W1XU/7
Chuck Houghton WB6IGP
Arnie Johnson N1BAC
Dr. Marc Leavey WA3AJR
Andy MacAllister WA5ZIB
Joe Moell K0OV
Carole Perry WB2MGP
Jeffrey Sloman N1EWO

ADVERTISING SALES MANAGER
Dan Harper
ADVERTISING COORDINATOR
Judy Walker
1-603-924-0058
1-800-274-7373
FAX: 1-603-924-9327

GRAPHIC DESIGN
Suzanne Self

GRAPHIC SERVICES
FilmWorks, Inc.
Hancock NH

TYPESETTING
Linda Drew

CIRCULATION MANAGER
Harvey Chandler
To subscribe: 1-800-289-0388

WAYNE GREEN, INC.

Editorial Offices
70 Route 202N
Peterborough NH 03458
1-603-924-0058;
FAX: 1-603-924-9327

Subscription Services
1-800-289-0388

Foreign Subscribers
1-609-461-8432



Audit Bureau
of Circulations
Member

Reprints: \$3.00 per article.
Back issues: \$4.00 each.
Write to 73 Amateur Radio Today, Reprints,
70 Route 202N, Peterborough, NH 03458.

Printed in the U.S.A. by Quad
Graphics, Thomaston, Georgia.

73 Amateur Radio Today

October 1993
Issue #397


TABLE OF CONTENTS

FEATURES

- 10 More Gadgets for Your MFJ-9020**
Add features to this great QRP rig.W6YBT
- 14 Universal Automatic Minimum Power Control for AMTOR**
Use just enough punch to get the job done.N7APE
- 18 The Challenge of QRP**
An introduction to low power operation.WB8VGE
- 29 The RASER Revisited**
How this superior HF dipole antenna can be improved.W2OZH
- 35 A New Look at a Simple VFO/Exciter**
Stable tuning with minimal parts.W2IMB
- 68 73's DX Dynasty Award**
Update to 73's only awards program.Staff

REVIEW

- 26 The Backpacker II**
40 meter transceiver.WB8VGE
- 32 The MFJ-451 Morse Keyboard**
A perfect fist, right out of the box.WB2WIK/6
- 38 The ARK 40 QRP Transceiver**
Enjoy synthesized tuning in a low-cost monoband rig.WB8VGE



Modify your MFJ-9020 QRP rig for softer keying . . . see page 10.

DEPARTMENTS

- 58 Above and Beyond
73 Ad Index
62 Ask Kaboom
56 ATV
81 Barter 'n' Buy
42 Carr's Corner
77 Dealer Directory
17 Feedback Index
69 Ham Help
52 Hams with Class
48 Homing In
6 Letters
4 Never Say Die
80 New Products
44 Packet & Computers
88 Propagation
54 QRP
8 QRX
88 Random Output
46 RTTY Loop
64 73 International
70 Special Events
86 Uncle Wayne's Bookshelf
31 Updates

FEEDBACK... FEEDBACK!

It's like being there—right here in our offices! How? Just take advantage of our FEEDBACK card on page 17. You'll notice a feedback number at the beginning of each article and column. We'd like you to rate what you read so that we can print what types of things you like best. And then we will draw one Feedback card each month for a free subscription to 73.

FB

Editorial Offices
70 Route 202N
Peterborough NH 03458
phone: 603-924-0058

Advertising Offices
70 Route 202N
Peterborough NH 03458
phone: 800-274-7373

Circulation Offices
70 Route 202N
Peterborough NH 03458
phone: 603-924-0058

Manuscripts Contributions in the form of manuscripts with drawings and/or photographs are welcome and will be considered for possible publication. We can assume no responsibility for loss or damage to any material. Please enclose a stamped, self-addressed envelope with each submission. Payment for the use of any unsolicited material will be made upon publication. A premium will be paid for accepted articles that have been submitted electronically (CompuServe ppn 70310,775 or MCI Mail "WGEPUB" or GENie address "MAG73") or on disk as an IBM-compatible ASCII file. You can also contact us at the 73 BBS at (603) 924-9343, 300-2400 baud, 8 data bits, no parity, one stop bit. All contributions should be directed to the 73 editorial offices. "How to Write for 73" guidelines are available upon request. US citizens must include their Social Security number with submitted manuscripts.

73 Amateur Radio Today (ISSN 1052-2522) is published monthly by Wayne Green Inc., 70 Route 202 North, Peterborough NH 03458. Entire contents ©1993 by Wayne Green Inc. No part of this publication may be reproduced without written permission of the publisher. For Subscription Services, write to 73 Amateur Radio Today, P.O. Box 7693, Riverton NJ 08077-7693, or call 1-800-289-0388. The subscription rate is: one year \$24.97, two years \$39.97; Canada: \$34.21 for one year, \$57.75 for two years, including postage and 7% GST. Foreign postage: \$19.00 surface or \$42.00 airmail additional per year. All foreign orders must be accompanied by payment in US funds. Second class postage paid at Peterborough, NH, and at additional mailing offices. Canadian second class mail registration #178101. Canadian GST registration #125393314. Microfilm Edition—University Microfilm, Ann Arbor MI 48106. POSTMASTER: Send address changes to 73 Amateur Radio Today, P.O. Box 7693, Riverton NJ 08077-7693.

Contract: Congratulations! You have just been drafted by Uncle Wayne and the Team. Your first assignment is to contribute a clear, concise, and complete manuscript for publication. Drop us a line and we'll gladly send you a "How to Write for 73" package. Now get out there and enjoy your hobby. Dismissed.

NEVER SAY DIE

Wayne Green W2NSD/1



Have You Seen Radio Fun Yet?

Well, I know the answer. No, you haven't. Because if you had you'd be a subscriber.

I started *Radio Fun* as a way to help the new no-coders get more fun out of amateur radio, and to encourage them to go for their General and Advanced tickets. I wanted them to find out how much fun we're having with packet, slow-scan, fast-scan, our ham satellites, radio clubs, DXing, certificate hunting, building kits, foxhunting, RTTY, emergency nets, and so on. I wanted them to know that amateur radio has a lot more to it than listening to old retired men talk about their illnesses over the local repeaters. Or, as in the case of our Ham-O'-The-Year award winner at Dayton this year, driving everyone within repeater range nuts extolling my virtues and my Horatio Alger success story.

So, how's *Fun* doing? Pretty well.

We've been sending it to every new licensee for about five or six months for free. Why for free? Well, I noticed that *QST* was having surprisingly little luck in getting new hams to subscribe. My idea was to get them really involved in their new hobby while it was new and they were still excited about it. But how many readers could we convert to paying subscribers? That was the key question. You can't give things away free forever.

Thirty years ago, before our mail boxes were as stuffed with junk mail, it was possible to send out a subscription offer for a magazine and get 10-12% of the people to subscribe. These days a 2% response is considered outstanding, with 1% being in the "good" range in the business. With today's postage rates we have to figure at least 60¢ per letter sent out. That's \$600 per thousand. At \$13 for a year's subscription and a 2% response we'd get 20 subscribers and \$260 back for every \$600 we spent. We didn't go that route.

Instead, I decided to let the publication do the selling instead of letters. It costs around \$5 to send five issues, so the question was, what percentage of the readers would pay to subscribe after getting the five issues? That's about the same cost as sending eight letters. And eight letters might, at best, bring in a 16% response. So, have we been doing better than a 16% sale with the free sample route? You bet

we have!

Out of 1,027 expired free subs in January, only three didn't renew! That's right, we got a 99.7% renewal! Nothing like that has ever happened in the publishing business before, so I expect we'll be getting excited write-ups in the publishing magazines. We should check and find out why the three didn't renew. Did they lose interest in amateur radio? Maybe they died?

Radio Fun obviously is terribly addictive. You tried it yet? The subscription price is a ridiculously low \$12.97, though if it gets much thicker we'll have to raise it just to cover the postage. You can give it a try by sending a check for \$12.97, or credit card info, for 12 issues to *Radio Fun*, 70 Route 202 N, Peterborough NH 03458-1107. You can even call 800-257-2346 or fax us at 603-924-9327.

The *Fun* advertisers are delighted. It turns out that my research was right . . . that our newcomers are the biggest spenders in the hobby by a wide margin. They're buying tons of VHF rigs, low-band transceivers, HTs, packet TNCs, antennas, and so on. Wow, are they buying antennas! Indeed, without this new bunch of big spenders, the ham industry would be suffering far more seriously from the recession. Fortunately for our *Fun* advertisers, much of the industry is still stuck advertising in *QST*, so the competition for this bonanza has been low.

\$12.97 may not buy much these days, but it'll get you 12 months of *Fun*.

A Bigger, Fatter 73?

If you'd like to see more pages of construction articles and equipment reviews in 73, that's easy. No, my editorials won't get longer; the additional pages will be used for more articles. Like back in the late 1970s and early 1980s.

How can we do that? The formula is simple: For every extra page of advertising we're able to sell you'll get an additional page of articles. So how can we attract more advertising? Your complaining to the advertisers might help a little, but probably not much. They advertise in the magazines claiming the highest circulation. So, if we have 65,000 paid readers and *QST* has 130,000, that's where most of the ads are going to go.

How come *QST* has double our circulation? And what, if anything, can be

done about it? Well, 73 was doing fine until I had to sell it 10 years ago.

I'd started a bunch of computer magazines back when the microcomputer industry was just getting started. Eventually the megapublishers with deep pockets came along and offered me a choice of selling my magazines to them or going out of business.

I got the best offer I could for my entire publishing company. That left me with no way to publish 73, so that went along with the computer magazines and I had to start all over again to build a new publishing business. It took a while before I had a big enough organization to be able to take back 73. By that time the computer publisher had come close to killing it. The circulation was down to half, and so was the advertising. There were an awful lot of disgusted ex-readers and angry ex-advertisers. And once you make customers mad they are incredibly difficult to ever get back, so we've been kind of limping along at half strength ever since.

I made a deal to publish 73 on contract, as a way to save it. I put my editorials back in and increased the construction projects and equipment reviews. Then, last year, I swapped *CD Review* for 73 and finally got back the ownership. Now I'd sure like to get it growing again and make it the biggest magazine in the ham field . . . the way it used to be.

If every subscriber would get just one other ham to subscribe, we'd really raise hell with *QST*. Once we have even close to their readership we'll get plenty of advertising and be fatter than they are. All it takes is circulation. Many advertisers aren't happy with *QST*, but it's got the largest circulation.

Subscriptions to 73 are \$20 a year, so if you can get at least one other ham to send us \$20 for a subscription, I'll have one whale of a magazine for you. One without all that baloney club news which fills so much of *QST*.

We are, by the way, the only ham magazine which has Audit Bureau of Circulation certified circulation numbers. The others we have to trust that they're not . . . er . . . being generous in their circulation estimates. But then, they wouldn't lie, would they? Not just to get more advertising dollars from gullible advertisers. It would never even occur to me to accuse my esteemed publishing colleagues of such villainous perfidy.

By the way, while it's a no-no for me to go on the air and solicit 73 subscriptions, there's nothing to prevent you from bringing up the subject when you run out of more important things to talk about . . . if there are any. It sure beats those old tired weather reports and cliché recitals of your equipment and antenna model numbers. If enough readers keep mentioning the magazine, it'll gradually begin to seep into even a few of the denser consciousnesses.

Your reward for all this? Firstly, I can assure you that you will be richly rewarded in heaven. I have connections. Secondly, you'll start having more magazine to read. A lot more. And the more stuff we have, the more fun you'll have reading it. We might even get your juices going and get you off dead center and into satellite communications or something.

That Lap of Luxury Deal

There's this myth about Wayne living in luxury on the enormous profits from 73. Har-de-har. Oh, I can't complain . . . but that's because other ventures have done well. Ask anyone who knows me and you'll find that NSD stands for never spend a dollar. I'm cheap. And whenever I do manage to end up with some money I quickly invest it in a new venture, thus getting rid of it.

I think I mentioned that Sherry and I spent a week in Rome in April this year. When you're rich you can travel, right? Well, it turns out that the more you can get your business to charge things on a Continental Airlines Master Card, the more free trips you can take. Our week in Rome, complete, cost \$551. Fine hotel, great meals, sight-seeing everything, the works. You don't have to be rich, just smart.

Sherry has had three extravagant things she's wanted us to do. Her how-to-dance videos have been doing well, so she's arranged for us to fly to London on the Concorde, spend a week, and come back on the QE2. Maybe next year we'll do the Orient Express.

We'll be leaving Dec. 9th, in case your wife has some extra money stashed away and you'd like to join us. We get back the 19th. There's a special combo price, so it's a way to get in two big events in one trip. Your wife won't forget it. Heck, neither will you. I did a Concorde trip 10 years ago and I still remember every minute of it. I'm still using the Concorde playing cards to play cribbage. And win. Nobody beats me at cribbage. Nobody.


If you're interested let me know and I'll have Sherry get you the details. It'll be even more fun if we've got some friends like you along.

Are You a Dreadful Bore?


I'm still getting endless letters complaining about how boring most ham contacts are. They're not talking about you, are they? When's the last time, when they were signing off, that someone told you how much fun they'd had talking with you? Will they give you a call the next time they hear you on the air? Do other chaps break in at the end of a contact to tell you they've been listening and enjoying it?

Continued on page 74


Modern, high-performance stations use **COMET** Antennas, Duplexers, Triplexers and Accessories! **COMET** products are designed to provide an exceptional level of signal quality and coverage area. Whether operating mobile or from your base station, **COMET** products make you sound good. No other product line has the selection, convenience, quality and performance!




NEW
SB-5/SB-5NMO
Dual-Band 146/446MHz
Gain & Wave:
146MHz 3.0dBi 1/2 wave
446MHz 5.5dBi 5/8 wave x 2
VSWR: 1.5:1 or less
Max Power: 120W FM
Length: 38"
Connector: PL-259 or NMO style




NEW
SB-7/SB-7NMO
Dual-Band 146/446MHz
Gain & Wave:
146MHz 4.5dBi 6/8 wave center load
446MHz 7.2dBi 5/8 wave x 3
VSWR: 1.5:1 or less
Max Power: 70W FM
Length: 4' 7"
Connector: PL-259 or NMO style



B-20/B-20NMO
Dual-Band 146/446 MHz
Gain & Wave:
146MHz 2.15dB 1/2 wave
446MHz 5.0dB 5/8 wave x 2
VSWR: Less than 1.5:1
144-148MHz, 440-450MHz
Max Power: 50 watts
Length: 30"
Connector: PL-259 or NMO style
Construction: Black, w/fold-over w/Fold-Over




B-10/B-10NMO
Dual-Band 146/446 MHz
Gain & Wave:
146MHz -dB 1/4 wave
446MHz 2.15dB 1/2 wave
VSWR: Less than 1.5:1
144-148MHz, 440-450MHz
Max Power: 50 watts
Length: 12"
Connector: PL-259 or NMO style
Construction: Black, cellular look-a-like w/Fold-Over




CX-224/CX224NMO
Tri-Band 146/220/446MHz
Gain & Wave:
146MHz 2.15dB 1/2 wave
220MHz 3.6dB 5/8 wave
446MHz 6.0dB 5/8 wave x 2
VSWR: 1.5:1 or less
Max Power: 100 watts
Length: 3'
Connector: PL-259
CX-224 PL-259
CX-224NMO NMO Style



NEW
HA4S
Quad-Band HF Mobile
7, 14, 21, 24, 28MHz
Wave: 1/4 wave
VSWR: Less than 2:1
Weight: 1 lb. 14 ozs.
Length: 4' 4"
Connector: PL-259
Construction: Heavy Duty, w/Fold-Over
*L-14HS: Optional 14MHz Coil



NEW
FJ-15S
Tri-Band Mobile
50/146/446MHz
Gain & Wave:
50MHz 2.15dBi 1/4 wave
146MHz 4.5dBi 5/8 wave center-loaded
446MHz 7.2dBi 5/8 wave x 3
VSWR: 1.5:1 or less
Max Power: 120 watts FM
Length: 4' 10"
Connector: PL-259



CHL-185
146MHz
Gain & Wave:
4.1dB 5/8 wave
VSWR: 1.5:1 or less
Max Power: 200 watts
Length: 4' 8"
Connector: PL-259



NEW
CH-722SA
146/446MHz HT Antenna
Gain & Wave:
146MHz 3.0dBi 1/2 wave
446MHz 5.5dBi 5/8 wave x 2
Max Power: 50 watts
Length: 36"
Weight: 3.9 ozs.
Connector: BNC



NEW
SH-55
146/446MHz HT Antenna
Gain & Wave:
146MHz 1.5dBi 1/4 wave
446MHz 3.2dBi 5/8 wave
Max Power: 10 watts
Length: 15.5"
Connector: BNC




CH-32
Miracle Baby 146/446MHz HT Antenna. Compact design, the smallest HT antenna available!
Gain & Wave: 0dB
VSWR: 1.5:1 or less
Max Power: 10 watts
Length: 1.75"
Connector: BNC



RS-21
Trunk, hatchback, rear door (van, blazer, etc.) mount. Adjustable to virtually ANY angle. Rubber-coated base protects vehicle paint.



RS-820
Heavy-duty low profile trunk lip or hatch back mount. Rubber coated base protects vehicle paint.



3D4M Standard Cable Assembly
13.5 feet of low loss coax. Gold plated UHF (PL-259/SO-239) connectors.

3D5M Standard Cable Assembly
Same as 3D4M, but 17 feet of coax.



CK-5M Deluxe Cable Assembly
13 feet double shielded very low loss coax. + 12" RG-188 teflon coax. Gold-plated UHF (PL-259/SO-239) connectors. Allows easy entry from a lip-mount w/o causing coax or weather strip damage.

CK-5M5 Deluxe Cable Assembly
Same as CK-5M, but 17 feet of coax.




CF-4160K, CF-4160I, CF-4160J

146/446 MHz
Band Pass, Ins. Loss, Max Power:
1.3-150MHz, 0.1dB, 800w PEP
400-540MHz, 0.2dB, 500w PEP
Isolation: 60dB
CONNECTORS:

	CF-4160K	CF-4160I	CF-4160J
Output:	SO-239	SO-239	SO-239
Low In:	PL-259	PL-259	SO-239
High In:	PL-259	N-Male	SO-239

CROSS NEEDLE METERS

- Separate Meter and RF Sensor allows for convenient placement of the meter.
- Cross Needle Meter provides FWD, REF, and VSWR simultaneously.
- The RF-Sensor is a compact design, and has an extremely low-loss circuit.
- Beautifully illuminated when connected to power supply.
- 6 foot cable standard.
- Optional "EKS-3" 10 foot extension cable for a total of 16 feet between the sensor and meter.



COMET products are available from most major dealers. For customer service, or a complete catalog, please call us at 800/962-2611. We're confident **COMET** products and accessories will enable you to enjoy Amateur Radio to its fullest!



NCG Companies
1275 North Grove Street
Anaheim, CA 92806
(714) 630-4541 FAX (714) 630-7024

CIRCLE 54 ON READER SERVICE CARD

From the Hamshack

Keith Bruno KC4ZVV, Orlando FL
Wayne—Your last issue of 73 inspired me to finally take some time out of my schedule and write. Let me first state that you have a fine magazine and it is the best amateur radio publication in existence, hands down. I have read them all, but have only kept up my subscription to yours.

I agree with almost all of your opinions, especially those relating to the farce called government. Most of your ideas for change are very logical. Unfortunately, that is precisely why the government will probably never listen to them.

You are always bashing the educational system of our "fine" country and I would like to further reinforce that opinion. I am a product of our poor educational system. I graduated from high school in 1983, nowhere near prepared for the *real* world. I can honestly state that I was bored with most of the subjects in high school, except for computer science. Luckily, I got a great job right after high school working for the world's largest defense contractor and had some great opportunities to pursue my first love, computers (my second being amateur radio).

I have to say, though, that if one wants an education, it is out there. Ninety-five percent of everything I have learned about computers, and ninety-nine percent of what I have learned about amateur radio I have learned on my own. Right now I am enrolled in the NRI course for Radio Electronics and hope to get my General Radio Telephone Operator's License. There is no one who is responsible for my education and my well-being except me. I hate it when people grumble about how they never had a chance, or that the world owes them a living. Baloney! Get out there and get yourself an education. Stop complaining about your life and do something about it.

My wife is always making fun of me. I am 27 years old now and always seem to get involved in what she calls "old men's hobbies." It is a shame, but at the club meetings I go to almost everyone is over 40, with most of the guys in their 50s. I may see one or two kids, but that's it.

And as for offering any help, forget it! No one, not even the local amateur radio shop, is even helpful. As a matter of fact, they all seem to have this attitude that if you don't already know, then they are not going to take the time to explain it. Pitiful!

I have taken your advice to try something new and have gotten into packet. Again, I had to dig through the manuals and call the manufacturer to figure out how to connect it to my computer and radio. I want to figure out how to link my two computers together with some software like PC Anywhere. I figure if they can do it over the phone, then I should be able to do it over the radio.

I have a no-code Technician license. I got it before they even had a formal no-code test, about two months after they came out with it. I do not plan to upgrade until the code requirement is dropped. I really have no desire to ex-

change callsigns, QTH, and a signal report with some old guys who have never done anything but pound on those brass keys. Heck, if I need CW to "punch through" in bad conditions, I'll hook up my multimode controller and type on the keyboard and let it send CW.

Adam Haile NØVCL/AE, Sterling OH
Wayne—I am writing in response to your editorial in the May 1993 issue of 73. You were right about schools. I am 14 years old and I am homeschooled. We are wrapping up our second year. I have enjoyed homeschool very much. These two years have gone by faster than any two years in public school.

For science (up until April of this year), I studied radio and electronics theory. I began studying for my Technician Class license in October 1992. On April 6, 1993, I upgraded to Extra Class. While getting school credit, I did something I enjoyed doing. I could not have done this in public school. Now I have gotten my dad interested in ham radio and he is studying for his Technician license.

Also, I agree with your editorials on EMR. Keep up the good work. Your ideas are very good, and they get better as more research is done on this subject.

Bruce Williams N9JCV, Lake Villa IL
Six months ago I purchased an ICOM 728. I love it. I had a problem with it (the preamp went out). I sent it back to ICOM for warranty repair and it was back in my shack two weeks after I sent it away.

Yes, I bought a kit also. I purchased a Ramsey 30m transceiver, spent three hours putting it together, and it works like a charm.

I used to work all SSB, 100 watts. I got my WAS, WAC and DXCC (applied for). I am now very interested in QRP operation and building. By the way, 73 does a great job supporting QRP endeavors. I think everyone should cut their power by 50%. What nicer bands we would have.

Wayne, I don't agree with everything you write, but I always read your column from front to back as soon as I get 73.

Oh? What in hell don't you agree with? . . . Wayne

Bill Eaton N9OTZ, Elgin IL
Wayne, along with so many other hams, I enjoy 73. The deciding vote for 73 vs. CQ or any other publication is your editorials. It's so refreshing to hear intelligent, well-thought-out ideas and viewpoints. Of yet I've found no point of contention, although I suspect we may differ on religious ideas.

In January 1992, my partner (I'm a paramedic) was browsing through a handie-talkie sale pamphlet. "Neat looking scanner," I said. From that point on my understanding of ham radio as a bygone hobby of yesteryear, consisting of an oversized, tube-operated transceiver, a Morse code key and an antenna that made neighbors nervous, has changed. I was licensed in March and

have loved the hobby. I've met many hams, all of whom have confirmed my pastor's comment of ham radio as "a gentleman's hobby." From these meetings I've seen everything from 20 meter DX to ATV balloons and ATV with the shuttle spacecraft! Needless to say, this keeps my motivation alive to upgrade and expand. The only thing that holds me back is time and money (not necessarily in that order).

Frustrations? Yes. The pathetic lack of any substantial, in-depth conversation. On my attempts to initiate such, the normal response is, "Oh, that's interesting . . . Well, what kind of radio are you using?" or "How's the weather?" Once in a while it works, though.

Here's a new thought on the service/hobby issue: Any hobby that requires initiative and learning, that may lead one to higher education, etc.—keeps kids off the street!—is a service. It may lead someone to your editorials and get them thinking. Now, that's service!

Now for my pocket review: the Yaesu FT-415 2 meter handie-talkie. After a year and a half of almost daily operation, the only problem I've encountered so far is that the click stops on the frequency dial quit clicking and stopping. My dial began to turn freely, scooting up and down frequencies with annoying speed. Being an excited newcomer to the hobby, I bypassed factory service and fixed it by slipping a small plastic tube over the dial post and replacing the knob. This makes for a nice snug dial which still functions well. I've always received good reports on audio quality. A fine feature of most handie-talkies is that your hand gets burned if you talk too long, keeping a check on the motor-mouth syndrome.

Fixing things yourself? What are you, some kind of troublemaker? . . . Wayne

Richard Monjure, Covington LA
Wayne, I see comments about other hams in your column. There are all kinds of people in radio, and they talk about varied topics. Topics such as racial separatism, homosexuality, politics, etc., are offensive to some, but there is a bigger issue involved. That is "Freedom of Speech," which is in our *Bill of Rights* and in the *Communications Act of 1934*. So, as unpleasant as certain topics are, I would not shut up those who discuss them as long as they operate according to the radio regulations.

I make my living in radio. I know the limitations of CW, but it is still possible to send a telegram via CW, despite what some writers in ham radio magazines say. A large portion of the world's merchant ships still use CW. The reason many hams cannot accept this is that so very few hams really understand CW.

If you cannot copy 20 WPM you cannot expect to handle traffic efficiently on manual Morse circuits. The ability to receive code using a typewriter is also a requirement. You hear hams who say they copy "words, not letters." Come on! You cannot copy that way and expect to have the accuracy required for traffic handling.

The professional CW operator must have readable sending at a good speed. Automated keying is a must, unless you are good on the key. What do you hear on the ham bands? Operators who equate skill with speed. They send faster than they are able to legibly

transmit and wind up having to correct nine out of every 10 words they transmit.

What is the point of all this CW talk? The vast majority of hams cannot work CW due to *lack of skill and understanding of that very mode*. Extras included. Any ham radio operator who wants to work CW should pass a real code test and have a CW endorsement on his license before he is allowed to operate on the CW bands. I believe CW is limited compared to modern data methods, but it has its place.

Which leads me to the question of no-code licenses. I do *not* feel code ability should be required for ham radio operators *not operating CW*. In my opinion, all the different license classes are not necessary.

An entry level amateur radio operator test should cover theory on the basics because everyone needs basic knowledge to build on. Past that, the test taken should depend on which mode of communication you plan on using.

Operators should understand the circuitry, bandwidths, etc. used in their mode of choice so they know how to use it properly on the air within the technical regulations set forth by the FCC. It is too bad the testing is not directly in the hands of the FCC anymore. I see no problem with a \$35 license examination/renewal fee.

I think it is terrible that anyone can buy books with the exact questions and answers to the amateur exams in them. That should be stopped. Whatever rule has to be changed should be changed to end this *cheating*.

I do not think the UHF frequencies are so important to ham radio. Some should be available to experimenters, but the ham radio role as a back-up communications system I think is a natural for the HF range. Most commercial communications, except for Maritime Mobile, have abandoned HF in favor of satellite communications. Hams could be a natural to fill this "void." The new digital modes make this feasible.

Richard—I'm not aware that I have suggested a limitation on discussion subjects on the air. I am opposed to the use of bad language, even though that is protected by the Constitution. It isn't necessary to offend people. As far as religion and politics are concerned, I like Glasgow's quote: "The fewer the facts, the stronger the opinion." I enjoy talking politics and religion on or off the air, as long as I'm talking with a thinking person and not a zealot.

Fine on CW. But why bother testing the code when someone using it has to be able to copy to do it? That's self-testing.

The microwave ham bands probably won't be a problem for long. Satellite bands are going to be in such enormous demand that we'll lose 'em all fairly soon. Too bad. It would be fun to have a ham satellite system which would allow an unlimited number of us to communicate anywhere in the world 24 hours a day. With spread spectrum, this is possible. There's an outfit here in NH developing just such a system. It'll make it possible for any car, truck, boat, ship, etc., to be in constant communication anywhere with any fixed or mobile stations with voice or data. I doubt there'll be much more of a need for ham emergency services once this gets going. It's a kind of super cellular telephone. Cheers . . . Wayne

Low Cost GaAsFET PREAMPS

LNG-(*)

ONLY \$59
wired & tested



FEATURES:

- Very low noise: 0.7dB vhf, 0.8dB uhf
 - High gain: 13-20dB, depends on freq
 - Wide dynamic range - resist overload
 - Stable: low-feedback dual-gate FET
- *Specify tuning range: 26-30, 46-56, 137-152, 152-172, 210-230, 400-470, 800-960 MHz.



LNW-(*) MINIATURE PREAMP

ONLY \$29 kit, \$44 wired & tested

- GaAs FET Preamp similar to LNG, except designed for **low cost & small size**. Only 5/8"W x 1-5/8"L x 3/4"H. Easily mounts in many radios.

*Specify tuning range: 25-35, 35-55, 55-90, 90-120, 120-150, 150-200, 200-270, 400-500 MHz.

LNS-(*) IN-LINE PREAMP



ONLY \$89 kit, \$119 wired & tested

- GaAs FET Preamp with features similar to LNG series, except **automatically switches out of line during transmit**. Use with base or mobile transceivers up to 25W. Tower mounting brackets incl.

*Tuning range: 120-175, 200-240, or 400-500.

HELICAL RESONATOR PREAMPS

- GaAs FET preamps with 3 or 4 section helical resonators **reduce intermod & cross-band interference** in critical applications. **MODEL HRG-(*)**, \$80 vhf, \$110 uhf. *Specify tuning range: 142-150, 150-162, 162-174, 213-233, 420-470.

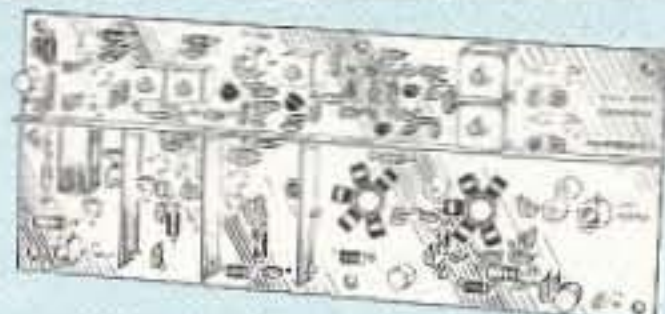
RECEIVING CONVERTERS



Low noise converters to receive vhf and uhf bands on a 10M receiver.

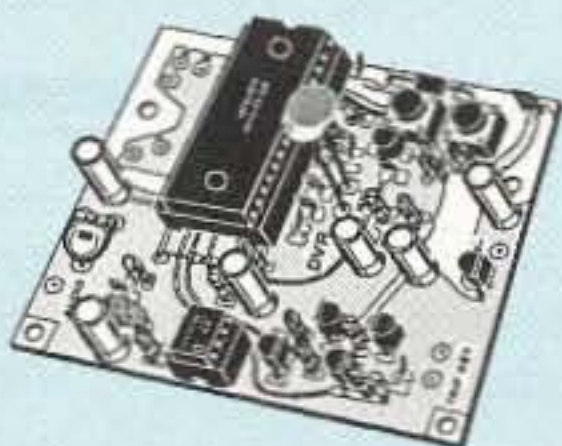
- **Kit less case \$49, kit w/case & BNC jacks \$74, w&t in case \$99.**
- Input ranges avail: 50-52, 136-138, 144-146, 145-147, 146-148, 220-222, 222-224 MHz, 432-434, 435-437, 435.5-437.5, and 439.25 (to chan 3).

TRANSMITTING CONVERTERS



XV2 for vhf and XV4 for uhf. Models to convert 10M ssb, cw, fm, etc. to 2M, 220, 222, 432, 435, and atv. 1W output. **Kit only \$89**. PA's up to 45W available.

ACCESSORIES



DVR-1 DIGITAL VOICE RECORDER Module

Primarily a voice ID'er for repeaters. May also be used as a **contest CQ caller** or as a "radio notepad" to record up to 20 seconds of received transmissions for instant recall. As a **repeater ID'er**, it will record your voice, using either the built-in microphone or an external mic. It can be used with almost any repeater COR module. As a **contest caller**, you can record a message or even several messages and play them through your transmitter at the press of a switch. As a **radio notepad**, you can keep it wired to the audio output of a receiver ready to record up to 20 seconds of anything you might want to recall later. Play it back as many times as you like through a small external speaker. (Call for more information.)kit \$89, w&t \$139

TD-3 SUBAUDIBLE TONE DECODER/ENCODER. Adjustable for any tone. Designed **especially for repeaters**, with remote control activate/deactivate provisionskit \$29, wired & tested \$69

COR-3 REPEATER CONTROLLER. Features adjustable tail and time-out timers, solid-state relay, courtesy beep, and local speaker amplifierkit \$49

CWID. Diode programmed any time in the field, adjustable tone, speed, and timer, to go with COR-3kit \$59

COR-4. Complete COR and CWID all on one board for easy construction. CMOS logic for low power consumption. Many new features. EPROM programmed; specify callkit \$99, w&t \$159

TD-2 TOUCH-TONE DECODER/CONTROLLER. Full 16 digits, with toll-call restrictor, programmable. Can turn 5 functions on/off. Great for selective calling, too!kit \$89, wired & tested \$149

TD-4 SELECTIVE CALLING Module. Economy touch-tone decoder with 1 latching output. Primarily designed to mute speaker until someone calls you by sending 4-digit tt signal but may also be used to turn on autopatch or other devicekit \$49, w&t \$89

AP-3 AUTOPATCH. Use with above for repeater autopatch. Reverse patch and phone line remote control are std.kit \$89, wired & tested \$149

AP-2 SIMPLEX AUTOPATCH Timing Board. Use with above for simplex operation using a transceiverkit \$39



MO-202 FSK DATA MODULATOR. Run up to 1200 baud digital signals through any fm transmitter with full handshakes. Radio link computers, telemetry gear, etc.kit \$49, w&t \$79

DE-202 FSK DEMODULATOR. For receive end of link.kit \$49, w&t \$79

9600 BAUD DIGITAL RF LINKS. Low-cost packet networking system, consisting of MO-96 Modem and special versions of our 144, 220 or 450 MHz FM Transmitters and Receivers. Interface directly with most TNC's. Fast, diode-switched PA's output 15 or 50W.



Real-Speech Voice ID Option Available With DVR-1 Digital Voice Recorder Shown At Left!

REP-200 REPEATER

A microprocessor-controlled repeater with autopatch and many versatile dtmf control features at less than you might pay for a bare-bones repeater or controller alone!

We don't skimp on rf modules, either! Check the features on R144 Receiver below, for instance: GaAs FET front-end, helical resonators, sharp crystal filters, hysteresis squelch.

Kit \$1095; w&t only \$1295!
Voice ID Option \$189.



Other models available:

REP-200V Economy Repeater. As above, except uses COR-4 Controller without DTMF control or autopatch. **Kit only \$795.**

REP-200N Repeater with no controller. For use with external controller, such as those made by ACC. **Kit only \$695, w&t \$995.**

- Available for the 50-54, 143-174, 213-233, 420-475, 902-928 MHz bands.
- **FCC type accepted for commercial service (hi-band and uhf)**.
- **Rugged exciter and PA**, designed for continuous duty.
- Power out 20W 50-54MHz; 15W (25W option avail.) 143-174MHz; 15W 213-233 MHz; 10W uhf; 10W 902-928MHz.
- Available add-on PA's up to 100W.
- **Six courtesy beep types**, including two pleasant multi-tone bursts.
- **Open or closed access autopatch, toll-call restrict, auto-disconnect.**
- **Reverse Autopatch**, two types: auto-answer or ring tone on the air.
- Pulse (rotary) dial option available.
- **DTMF CONTROL**: over 45 functions can be controlled by dtmf command. 4-digit control code for each function.
- **Owner can inhibit autopatch or repeater**, enable either open or closed access for repeater or autopatch, and enable toll calls, reverse patch, kerchunk filter, site alarm, aux rcvr, and other options.
- Cw speed and tone, beep delay, tail timer, and courtesy beep type **can be changed at any time** by owner password protected dtmf commands.
- **Auxiliary receiver input** for control or cross linking repeaters.
- Many **built-in diagnostic** and testing functions using microprocessor.
- Color coded **LED's indicate status** of all major functions.
- **Welded rf-tight partitions** for exciter, pa, receiver, and controller.
- 3 1/2 inch aluminum rack panel, finished in eggshell white and black.

XMTRS & RCVRS FOR REPEATERS, AUDIO & DIGITAL LINKS, TELEMETRY, ETC.


Also available in rf-tight enclosures, and with data modems.

FM EXCITERS: 2W continuous duty. TCXO & xtal oven options. **FCC type accepted for com'l high band & uhf**.

- **TA51**: 50-54, 143-174, 213-233 MHzkit \$109, w&t \$189.
- **TA451**: 420-475 MHzkit \$109, w&t \$189.
- **TA901**: 902-928 MHz, (0.5W out); w&t \$219.
- **VHF & UHF AMPLIFIERS**.
- For fm, ssb, atv. Output levels from 10W to 100W. Several models starting at \$99.

FM RECEIVERS:

- **R144/R220 FM RECEIVERS** for 143-174 or 213-233 MHz. GaAs FET front end, 0.15uV sensitivity! Both crystal & ceramic if filters plus **helical resonator** front end for exceptional selectivity: >100dB at ±12kHz (best available anywhere!) Flutter-proof hysteresis squelch; afc tracks drift.kit \$149, w&t \$219.
- **R451 FM RCVR**, for 420-475 MHz. Similar to above.kit \$149, w&t \$219.
- **R901 FM RCVR**, for 902-928MHz. Triple-conversion, GaAs FET front end.\$169, w&t \$249.
- **R76 ECONOMY FM RCVR** for 28-30, 50-54, 73-76, 143-174, 213-233 MHz, w/o helical res or afc.Kits \$129, w&t \$219.
- **R137 WEATHER SATELLITE RCVR** for 137 MHz. Kit \$129, w&t \$219.



- Buy at low, factory-direct net prices and save!
- For complete info, call or write for free catalog.
Send \$2 for overseas air mail.
- Order by mail, fax, or phone (9-12 AM, 1-5 PM eastern time.)
- Min. \$5 S&H charge for first pound plus add'l weight & insurance.
- Use VISA, Mastercard, check, or UPS C.O.D.

OUR 30TH YEAR!

hamtronics, inc.
65-D MOUL RD. — HILTON NY 14468-9535
Phone 716-392-9430 — FAX 716-392-9420

FCC Relaxes Business Restrictions

The Federal Communications Commission has enacted a major change in the law restricting amateur radio use for personal business and public service. Under the new rules, it will no longer be a violation to order a pizza or make an appointment via amateur radio. The Commission has acted to amend the Part 97 Amateur Service rules allowing for more flexibility in personal business and public service communications.

The amendment permits licensees to use the amateur service frequencies to assist with public service communications at races, parades, and educational activities. Personal communications which will no longer be prohibited include making appointments, ordering food, and collecting data for the National Weather Service.

Effective 30 days after publishing in the Federal Register (approximately September 15th), here is what you can do (with some exceptions) on the ham bands:

Any amateur-to-amateur communications are now permitted unless:

- a. Specifically prohibited. These include:
 1. Music (except for incidental space shuttle music);
 2. Communications facilitating a criminal act;
 3. Messages obscured by codes or ciphers;
 4. Obscene or indecent words or language;and
5. False or deceptive messages, signals, or identification.
- b. Transmissions for compensation. The following exceptions apply:
 1. Morse code practice and information bulletins (special criteria);
 2. Classroom teachers using ham radio in the classroom.
- c. Transmissions for the pecuniary benefit of the station control operator or his or her employer.

The following communications are permitted, but not on a ". . . regular basis" (not defined by the FCC):

1. Communications which could be reasonably furnished through other radio services;
2. Notices concerning sale or trade of amateur station apparatus; and
3. Retransmissions of government provided space shuttle, propagation, and weather forecast broadcasts.

Here are some examples of the old and new part 97.113 which covers prohibited communications:

OLD RULE: No amateur station shall transmit any communications which promotes the business or commercial affairs of any party. If anyone profits financially, it is an illegal transmission.

NEW RULE: An amateur may not be paid, direct or indirect, for his voluntarily provided

communications.

OLD RULE: Except for emergency communications, the ham bands may not be used as an alternative to other authorized radio services.

NEW RULE: Amateur-to-amateur communications which could reasonably be furnished alternatively through other radio services will now be permitted on the ham bands—although not on a regular basis. This will allow amateurs to legally participate with the Weather Service, police and fire departments, parks and forestry service, and many other local, state, and federal agencies. *TNX Westlink Report, No. 654, July 29, 1993, and W5YI Report, Issue 16, August 15, 1993.*

Technician is Hot Ticket

The Technician Class amateur radio license is maintaining its accelerated growth rate of 20%—by far the fastest growing ham class. Before 1991, amateur radio overall grew at only a sluggish 3% rate. Today, that figure is a healthy 10%. If the rate of growth of amateur radio continues on the track it's on now, we will surpass one million licensed ham operators by 1998.

In 1985, only one amateur in five was a Technician. But since the arrival of the Codeless Technician Class in 1991, the demographics have shifted significantly. Today, one third of all hams are Techs. *TNX W5YI Report, Issue 13, July 1, 1993.*

2 Meter Transmitter for AMSAT Phase 3D

The AMSAT Phase 3D Satellite will don a snappy new 2 meter transmitter, designed and built by Mike Dosett G6GEJ. This task will be undertaken as part of AMSAT-UK's participation on the international project team. Mike described his proposed design at the recent AMSAT-UK Colloquium held at the University of Surrey in England.

Together with the 70cm uplink receiver being constructed in Germany, the AMSAT-UK-supplied 2 meter transmitter forms a mode UV station, (also known as Mode B on OSCAR). Current users of Mode B on OSCARs 10 and 13 can look forward to better performance with the launch of the new bird, slated for April 1996.

Calling All Home-Brewers

The Radio Amateurs of/du Canada are making a call for papers for the Technical Symposium of their First National Convention. Papers concerning both the technical and practical aspects of ham radio are welcome. Subject areas include: HF, VHF, and UHF communication methods and techniques, packet, AMTOR, RTTY, AMSAT, and EME.

The papers will be featured in a 30-45

minute presentation and a 15-minute Q & A session with the audience. They will also be printed in the Technical Proceedings of the First National Convention of R.A.C.

R.A.C. Convention '94 will take place in Calgary, Alberta, Canada, July 29-31, 1994. For further information please contact: *G.W. (Gerry) Shand VE6BLI, 55-51551 Range Road 212A, Sherwood Park, AB, T8B 1B2 Canada; (403) 922-2099, FAX (403) 438-4398.*

Clinton is High on Hams in Space

The president of the United States, no less, took time out of his busy schedule recently to extol the virtues of the Shuttle Amateur Radio Experiment (SAREX) program. While talking to the STS-57 mission astronauts on a special hookup, President Bill Clinton said: "I understand that later in the mission Janice (Voss) and Brian (Duffy N5WQW) are going to be talking with schoolchildren around the world. I just want to tell you how much I appreciate the fact that you're making an international education project out of this mission. That's very important to me."

Astronaut Brian Duffy responded: "Mr. President, we find that using amateur radio is an excellent way of communicating with children all around the world, and we're also able to excite them by using space and science."

President Clinton concluded: "You may be on this mission, creating thousands of scientists for the future just by the power of your example and by this direct communication. I think sometimes we underestimate the impact that human contact in an enormously impressive setting like this can have on children across the world—not only those with whom you talk, but millions of others who will just see it and know that it happened." *TNX Westlink Report No. 653, July 15, 1993 and W5YI Report, Issue 13, July 1, 1993.*


Alkaline Batteries Rise From the Dead

Look out NiCds (nicads)—technology has given new life to spent alkaline batteries. Until recently, alkalines were considered throw-away types. Now Rayovac Corporation has unveiled an improved alkaline cell and recharger combo that blends the advantages of alkalines with those of NiCds.

The low cost *Renewal* battery comes fully powered and ready to go. Rayovac says it lasts up to three times longer than a NiCd when new—however, the cycle-hours decrease to about the same as a NiCd after about 25 charges. The new battery also can hold a charge for five years (compared to three months with a NiCd) and shows no susceptibility to the dreaded memory effect of NiCds. *TNX Electronic Products, No. 3, August, 1993.*

INTRODUCING THE PK-900... NEW FROM THE INSIDE OUT!

FACTOR SUPPORT
Now Included
For ALL AEA
Multi-Modes



**IT'S THE NEXT GENERATION
IN MULTI-MODE CONTROLLERS.**

Now, there's a new standard of excellence in multi-mode digital controllers...the new PK-900 from AEA. It incorporates all of the features which made the PK-232 the most popular multi-mode controller in the industry. But that's just the start. AEA's new PK-900 also features dual port HF or VHF on either port; low cost 9600 baud plug-in option; memory ARQ and VHF DCD state machine circuit; powerful triple processor system; zero crossing detector for the sharpest Gray Scale FAX you've ever seen; and many other new software selectable features.

Inside and out, the new PK-900 from AEA is what other multi-mode controllers will now be measured against.

- Processors used: Zilog 64180, Motorola 68HC05C4, Motorola 68HC05B4
- Data rates: 45 to 1200 baud standard, up to 19.2K baud with external modems
- Dimensions: 11.75" (29.84cm) x 11.75" (29.84cm) x 3.5" (8.89cm) Weight: 4.6 lbs. (2.08 kg)
- Power requirements: 12 VDC at 1.1 amps

Connect with us for what's new in multi-mode controllers.
Call our literature request line at 1-800-432-8873.

Advanced Electronic Applications, Inc.

PO Box C2160, 2006 - 196th St. SW, Lynnwood, WA 98036



Connect with us

More Gadgets for Your MFJ-9020

Add features to this great QRP rig.

Robert W. Vreeland W6YBT

Like many hams, I just can't leave ham radio at home. The ideal traveling station should be lightweight and compact and should also have sufficient power for use with indoor antennas. The MFJ-9020 is the ideal basic building block for such a station. I have added an extra audio amplifier, some keying modifications and a lightweight power supply. For hotel room use, I built a short inductively-loaded dipole and a 20 watt amplifier to drive it.

Although the MFJ-9020 audio is quite adequate under normal conditions, some hams may want a little more volume. Therefore, I've added an LM380N amplifier using the circuit provided by the manufacturer (Figure 1). The LM380N has a gain of 50 but I wanted a gain of 10 so I added a five-to-one input divider consisting of a 22k resistor and a 4.7k resistor. The 0.02 μ F capacitor rolls off the high frequencies to reduce noise.

Photo A shows the method of mounting the amplifier using the MFJ speaker mounting screws. The original mounting nuts were left in place to serve as spacers, providing adequate clearance between the circuit board and the cabinet. Note that the

circuit board has been cut to fit the contour of the speaker. The strange tunnel on top of the LM380N is a sheet-copper heat radiator, grounded and soldered to pins 3,4,5,10,11 and 12. The white wire was disconnected from the speaker and reconnected to the amplifier input. The amplifier ground was connected to the speaker and to the original brown ground wire. Of course, I connected the amplifier output to the free speaker terminal. Power for the amplifier was taken from the two rear terminals on the MFJ power switch. The amplifier is used only with the loudspeaker. I have found that my old 2000 ohm Telex earpiece works much better than the earpieces designed for 8 ohm outputs.

The MFJ keying, although crisp and clean, was a little bit too solid for my taste so I decided to soften it, as shown in Photo B. This was done by bypassing to ground the output of the 78L05 regulator (U8), using a 47 μ F capacitor in parallel with a 220 ohm resistor. A 1N4005 protective diode was connected across the 78L05 as shown in Figure 2. This modification was done without drilling any holes and without removing the MFJ circuit board. The regula-

tor (U8) is located at the left near the front of the circuit board. I very carefully soldered a piece of #26 hookup wire to the regulator output lead on the top side of the circuit board. (A voltmeter was used to locate the 5 volt output lead.) The other end of this wire was connected to a terminal strip which I mounted on the MFJ antenna connector using one of the existing mounting screws. The 47 μ F capacitor and the 220 ohm resistor were then mounted on this terminal strip.

The manufacturer has thoughtfully provided a circuit board trace bringing the keyed 12 volt supply out just in front of the relay. The 1N4005 was connected between this point and the terminal strip. The keyed 12 volt bus was also brought out through a 100 ohm 1 watt resistor. This was connected to a red pin jack mounted in one of the unused holes on the rear panel. The jack is used to control my 20 watt amplifier for semi break-in.

The RF amplifier uses a pair of 600 volt Supertex VN0660N5s (Supertex Inc. 1225 Bordeaux Dr., Sunnyvale CA 94088-3607). High-voltage MOSFETS are nice because they can be powered directly from the recti-




Photo A. The audio power amplifier was attached using two of the original loudspeaker mounting screws. Note the tunnel-shaped sheet-copper heat radiator at the lower right. It is soldered to the LM380N.




Photo B. A double exposure showing the keyed RF envelope before modification (above) and after (below). The horizontal time base is 5 milliseconds per division.

MFJ HF/VHF SWR Analyzer™



... Read your antenna SWR from 1.8 to 170 MHz continuously ... built-in 10 digit LCD frequency counter ... smooth vernier tuning ...

MFJ-249 handheld **Universal SWR Analyzer™** lets you read your antenna SWR from 1.8 to 170 MHz quickly and easily without any other equipment! Has built-in 10 digit LCD frequency counter and smooth vernier tuning. You get three instruments in one ...

high accuracy frequency counter ... RF signal generator ... **SWR Analyzer™** Measure antenna resonant frequencies and 2:1 SWR bandwidths. Adjust mobile antennas, antenna tuners and matching networks in seconds. Measure feedpoint resistance, inductance, capacitance, resonant frequency of tuned circuits,


transmission line velocity factor/impedance/loss. Test RF chokes, transformers, baluns. Use 8 AA cells or 110 VAC with MFJ-1312B, \$12.95. 4x2 1/2x6 1/8 inches. **MFJ-209**, \$109.95, same as MFJ-249 less frequency counter. See free MFJ catalog for complete line of MFJ SWR Analyzers™.

MFJ-949E 300 W Tuner



MFJ-949E World's most popular **149⁹⁵** antenna tuner covers 1.8-30 MHz, has lighted *ak/average* Cross-Needle SWR/attmeter, 4:1 balun for balanced lines and full size 300 watt dummy load. Versatile 8 position antenna switch lets you *pre-tune* MFJ-949E into dummy load to minimize QRM. Custom inductor switch was carefully engineered to withstand extreme voltages and currents. Cabinet is chemically etched to MFJ's bond tough *baked-on* paint.

VHF/HF Packet TNCs



MFJ-1270B super TAPR TNC one has a world wide reputation as the most reliable packet TNC in the world -- many work 24 hours a day for years without a single failure! Fully TAPR TNC-2 compatible, HF and HF operation, free AC power supply, new *enchanced* mailbox expandable to 512K with auto/reverse mail forwarding, WeFAX mode lets you print weather maps, optional plug-in 2400/9600 baud modems, RS interface, MFJ Host mode.

MFJ TNC/Mic Switch



MFJ TNC/Mic Switch lets you switch between your TNC or microphone by pushing a button! Just plug pre-wired cables into your rig's mic connector and TNC. Plug-in jumpers let you use nearly any rig with 8 pin mic connector. **MFJ-1272B**, \$34.95 /MFJ/TAPR TNC2 clones; **MFJ-1272BX/PK-232**; **MFJ-1272BYV/KAM** VHF/KPC3; **MFJ-1272BYH/KAM** HF Port; **MFJ-1272BZ/PK-88**, \$39.95 each.

Regenerative RCVR Kit



MFJ-8100W, \$79.95, assembled. Build this regenerative shortwave receiver kit and listen to shortwave signals from all over the world with a 10 foot wire antenna. Has RF stage, vernier reduction, regenerative, smooth regeneration, five bands.

MFJ-1278B Multi-Mode Data Controller



MFJ-1278B Use this **299⁹⁵** MFJ-1278B, your transceiver and computer to transmit and receive digital communications! You'll discover a whole new world of ham radio and communicate in ways you never knew existed on our ham bands.

The world class MFJ-1278B Multi-Mode and MultiCom™ software is packed with features no other multi-mode gives you. You get 10 digital modes ... Packet, AMTOR, PACTOR (at no extra cost), RTTY, ASCII, Navtex, Color SSTV, 16 Gray Level FAX, CW and Memory Keyer plus an *enchanced* 32K Mailbox.

You'll have fun joining worldwide packet networks and exchanging color SSTV pictures with your buddies around the world. You'll marvel at full color FAX news photos as they come to life on your screen. You'll see weather changes on highly detailed weather maps in all 16 gray levels. You'll eavesdrop on late breaking news as it happens on RTTY. You'll enjoy error free HF QSOs on PACTOR and AMTOR and receiving packet mail in an *enchanced* 32K mailbox. Want to copy some CW? Just watch your screen.

MFJ-1289, \$59.95, MultiCom™ software and cables.

MFJ halfwave vertical Antenna

6 bands: 40, 20, 15, 10, 6, 2 Meters ... No radials or ground needed!

Operate 6 bands -- 40, 20, 15, 10, 6 and 2 Meters --with this MFJ-1796 **199⁹⁵** MFJ-1796 ground independent halfwave vertical antenna! No radials or ground ever needed!

It's only 12 feet high and has a tiny 24 inch footprint! You can mount it anywhere from ground level to the top of a tower -- on apartments, condos, small lots, even on motorhomes. Perfect for vacations, field day, DX-pedition, camping.

Frequency selection is fully automatic -- all you do is transmit. Its low angle of radiation really reaches out and brings in DX. Omni-directional. 1500 watts PEP.

Efficient end loading, no lossy traps. Entire length is always radiating. Full size halfwave on 2 and 6 Meters. High power air-wound choke balun eliminates feedline radiation. Adjusting one band has minimum effect on other bands. Add \$20 s/h.

Easy to assemble -- you'll have it on the air in an afternoon.

MFJ's world famous 3 KW Versa Tuner V

Here's why the MFJ- **MFJ-989C** 989C is the finest 3 KW **349⁹⁵** antenna tuner money can buy ...

Two massive 250 pf transmitting variable capacitors can handle amps of RF current and 6000 RF volts. Logging scales.

Precision ball bearing roller inductor, three digit turns counter and spinner knob give you exact inductance control for minimum SWR.

Lighted peak/average Cross-Needle SWR/Wattmeter has 200/2000 watt ranges. Super heavy duty current balun has two giant 2 1/2 inch powder iron toroid cores wound with Teflon® wire.

Six position ceramic antenna switch has extra large contacts. Flip stand, dummy load, one year unconditional guarantee, aluminum cabinet, tough baked-on paint, locking compound on nuts/bolts, handles 3 KW PEP, 10 1/8x4 1/2x15 in. Meter lamp needs 12 volts. Add \$13 s/h.

MFJ No Matter What™ Guarantee

MFJ's famous one year No Matter What™ unconditional guarantee means we will repair or replace (at our option) your MFJ product sold in this ad no matter what for a full year.

Super Hi-Q Loop Antenna

MFJ-1786 **249⁹⁵**

Tiny 36 inch diameter high efficiency loop antenna covers 10-30 MHz continuously with low SWR. Handles 150 watts.

Ideal for home installations where space is limited -- apartments, condos, small lots. Take on trips.

All welded construction. Remote control has Automatic Band Selection™, Cross-Needle SWR/Wattmeter. No control cable needed. Use batteries or 110 VAC. Add \$20 s/h.

No ground or tuner needed. **MFJ-1782**, \$219.95, like MFJ-1786 but remote control has only slow/fast tune buttons.

Dual Band Mobile Ant.

Mobile Antenna for 144/440 MHz

MFJ **MFJ-1724B/BB** dual band **14⁹⁵**

magnet mount mobile antenna for 144/440 MHz has 19 inch stainless steel radiator, low SWR. UHF mobile (MFJ-1724B) or BNC handie talkie (MFJ-1724BB) connector.

5/8 Wave Mobile Ant.

Maximum **MFJ-1728/B** Gain™ 5/8 **24⁹⁵**

Wave 2 Meter magnet mount mobile antenna has stainless steel radiator, 12 ft coax, low SWR. UHF mobile (MFJ-1728) or BNC handie-talkie (MFJ-1728B) connector.

5/8 Wave Ground Plane

\$19.95 **MFJ-1750** gets you a 2 **19⁹⁵**

Meter 5/8 wave ground plane home station antenna! You get the highest gain of any single element antenna, shunt fed matching, ceramic insulators. **MFJ-1752**, \$19.95, for 220 MHz.

Write or call ... 800-647-1800 **Free MFJ Catalog**

Nearest Dealer/Orders: 800-647-1800 Technical Help: 800-647-TECH (8324) • 1 year unconditional guarantee • 30 day money back guarantee (less s/h) on orders from MFJ • Free catalog

MFJ MFJ ENTERPRISES, INC. Box 494, Miss. State, MS 39762 (601) 323-5869; 8-4:30 CST, Mon-Fri. FAX: (601)323-6551; Add \$6 s/h **MFJ ... making quality affordable** Prices and specifications subject to change © 1993 MFJ Enterprises, Inc.

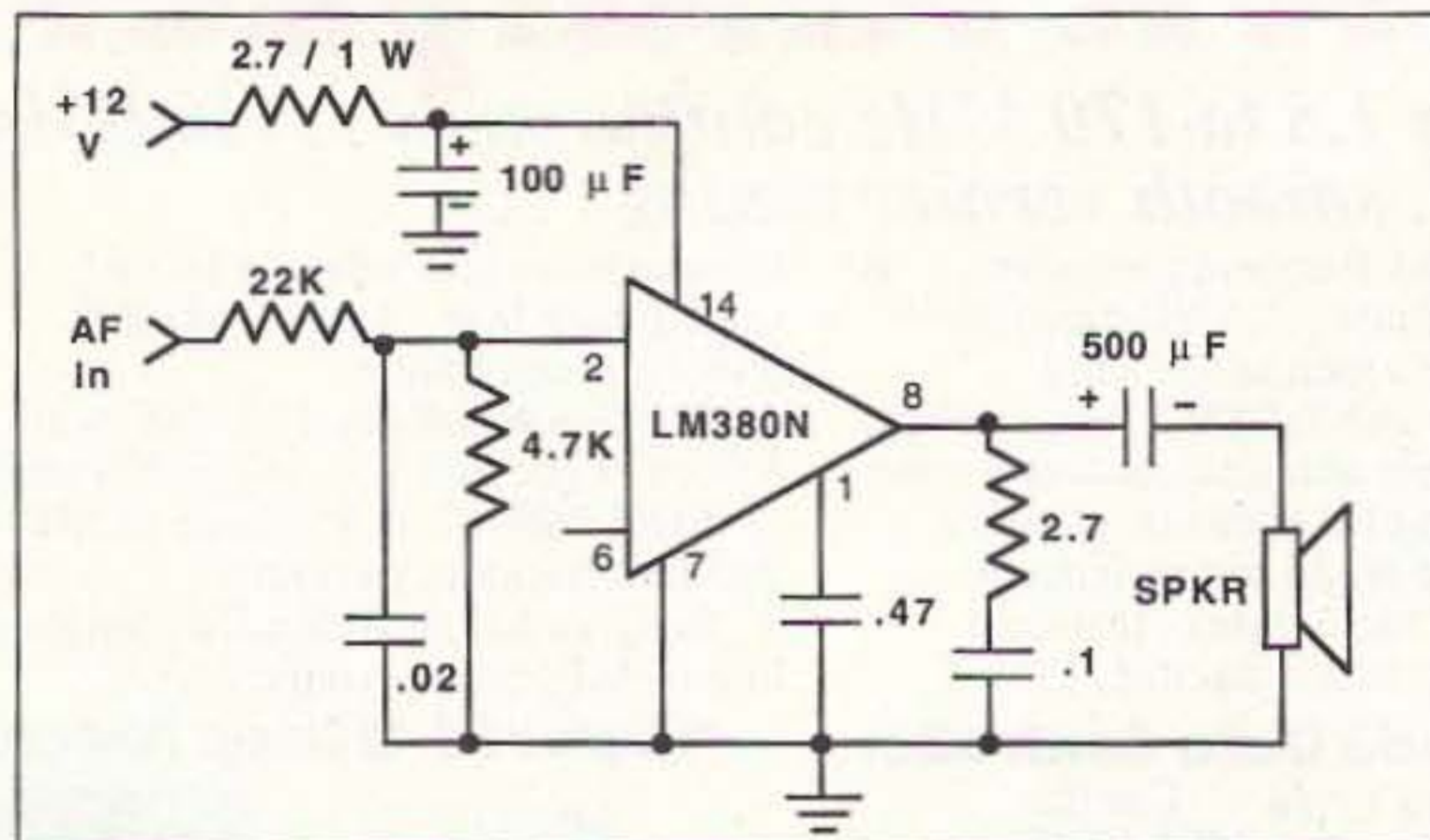


Figure 1. An extra gain of 10 was provided by this audio amplifier.

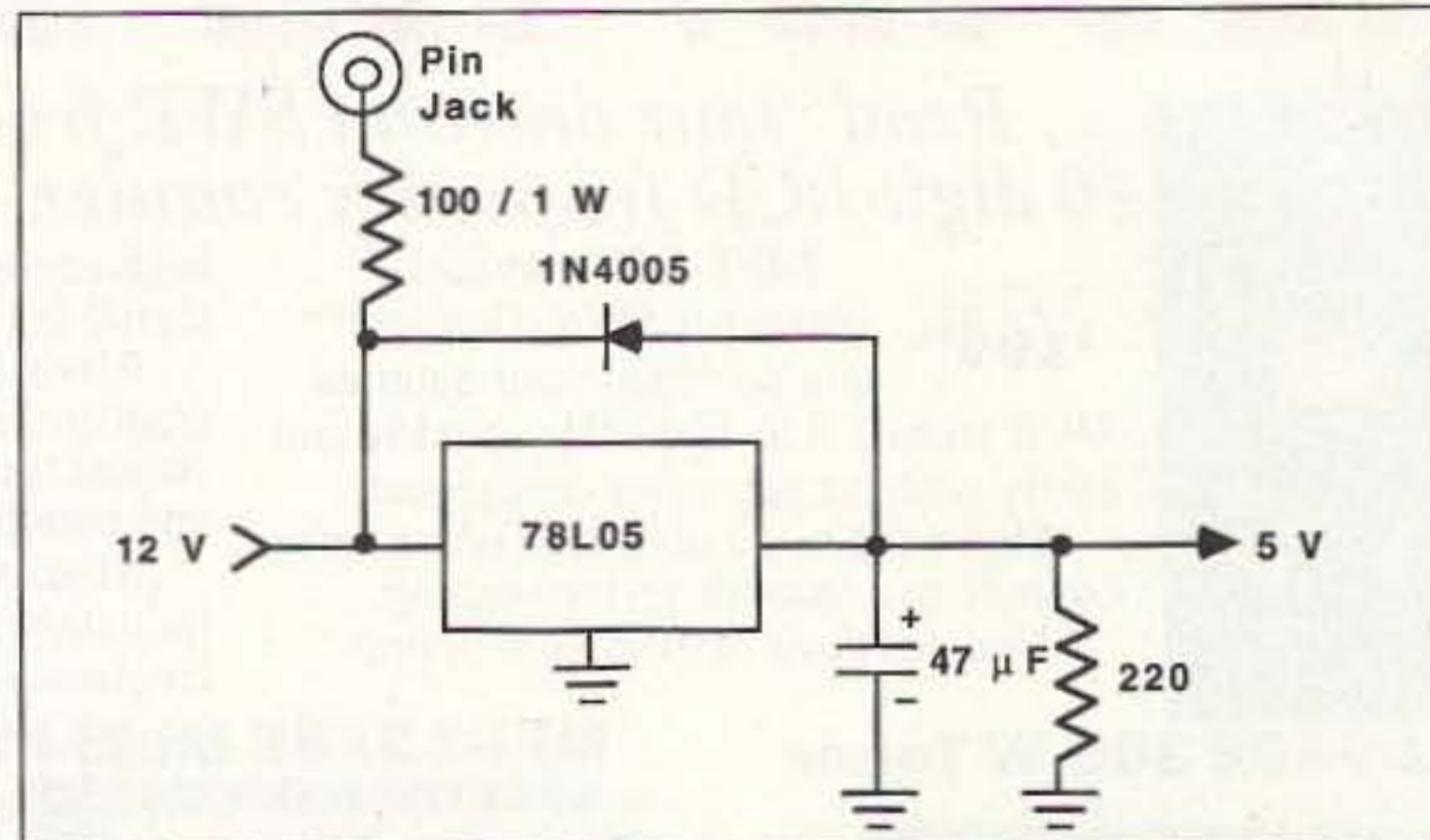


Figure 2. Keying modifications. The pin jack controls the 20 watt RF amplifier for semi break-in.

fied and filtered 120 volt line without the need for a step-down transformer. The amplifier was built into a 4" x 6" plastic card-file box. Radio frequency transformers are used for the input and output to keep the high voltage inside where it belongs. High-voltage MOSFETS have been improved considerably in the last few years. Our amplifier runs at 50% efficiency and will withstand moderate antenna mismatches, but that is a subject for another article. A general discussion of high-voltage MOSFET amplifiers was published in *RF Design* (Vreeland, R.W.: "An Ultra Light-Weight Transmitter Using High-Voltage MosFets," August 1985, pp. 46-50) and in *QEX* (Vreeland, R.W.: "Notes On a Light-Weight Portable CW Transmitter With a Transformerless Power Supply," June 1988, pp. 11-13).

Add a Dipole

The station (Photo C) was completed by the addition of a 12 volt regulated supply (Edlie TE626-24; Edlie Electronics, 2700 Hempstead Turnpike, Levittown NY 11756-1443). Did I say completed? Well, not quite. What good is a station without an antenna? And how do you fit a half-wave dipole into a hotel room? The obvious answer is the inductively loaded dipole shown in Figure 3. The coils are wound on sections of 1-1/16" outside diameter PVC water pipe using Archer 278-1218 #22 gauge hookup wire. The method of anchoring the wire is shown in Figure 3. The wire was threaded down through one hole and up through the adjacent one. I fed the dipole through a 22-foot length of RG-58/U (Archer 278-971).

Tuning was done by adjusting the lengths of the end sections. A bowline was tied in each end to form a loop for supporting the antenna. The end sections for my antenna are 38 inches long as measured to the outer end of the loop. It is best to start with at least 42 inches of wire to allow for pruning. I have found the MFJ-207 SWR Analyzer to be indispensable for this purpose. When properly tuned the antenna will cover the entire tuning range of the MFJ-9020. The antenna should be mounted in the clear. Metal lath walls will cause detun-

ing, as will aluminum-backed insulating material.

The question of the possible existence of non-thermal RF health hazards has not yet been answered. Until it has, it would be best to hang the antenna a reasonable distance from the operator and to refrain from running high-power. As a former 75 meter AM mobile operator, I have been exposed

to moderate RF fields without noticeable ill effects. For this reason I take a fairly casual attitude toward moderate RF exposures. However, you should make your own decision. In these days when intelligent people worry about exposure to 60 Hz magnetic fields that are only one one-hundredth as strong as the magnetic field of the earth, how careful can you get? 73

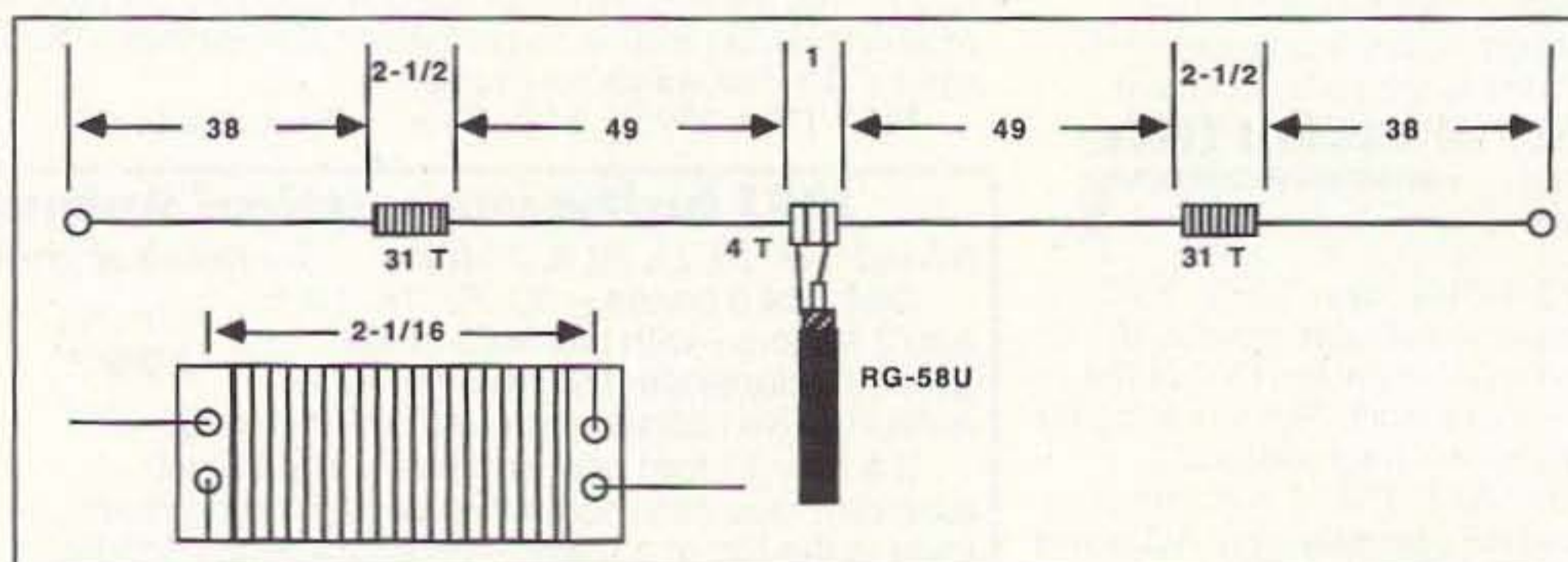


Figure 3. Hook-up wire and PVC water pipe were used to construct this portable antenna. All measurements are in inches.



Photo C. Ready to go. The portable station was completed by the addition of a two-pound power supply (left) and a two-pound RF amplifier. Note the old reliable J-37 key mounted on a piece of circuit board.

THE ADVANTAGES OF BUYING AZDEN

No matter what your frequency requirements (2, 6, 10, 220, 440), when you buy a mono-bander factory-direct from Azden, you'll enjoy these five great advantages:

POWER: Handhelds-5 watts, Mobiles- 50 watts, (25w on 220MHz, and 35w on 440MHz.) Standard!

FACTORY-DIRECT SERVICE AND TECHNICAL SUPPORT: Factory engineers and technicians perform all service, and our sales staff are hams, with years of experience.

RELIABILITY: All Azden radios are heavy-duty commercial grade (designed to MIL-STD-810), and are virtually "maintenance free".

FLEXIBILITY: We go the extra step, like CAP and MARS mods at no charge, with proper documentation.

TWO YEAR WARRANTY: The only manufacturer confident enough to offer this, everything is covered for the first year, and we only charge for labor in the second year.

So whether you're buying a mobile, handheld radio or communications headset, come to Azden. We understand.



MOBILES	
PCS-7000H	2 Meters
PCS-7200	220 MHz
PCS-7300H	440 MHz
PCS-7500H	6 Meters
PCS-7800H	10 Meters
HANDHELDS	
AZ-11	10 Meters
AZ-61	6 Meters
AZ-21A	2 Meters
HEADPHONES	
HS-05	With Boom Mic
DM-10	Without Mic

**TO PLACE
ORDERS (ONLY)
CALL: 1-800-643-7655**

For literature, prices, and service call (516) 328-7501, Fax: (516) 328-7506, or write to:
AZDEN CORPORATION, 147 New Hyde Park Road, Franklin Square, New York 11010.



Universal Automatic Minimum Power Control for AMTOR

Use just enough punch to get the job done.

by Ed C. Miller N7APE

Most of the digital communications in the ham bands is done at whatever power setting the operator chooses. I am sure most hams would prefer to operate at the minimum power needed, but with AMTOR it would require virtually constant adjustment.

The circuit described here was inspired by the automatic power control (for AMTOR) unit developed by Carl D. Gregory K8CG. It was designed for use with transceivers using external voltage control power adjust. The circuit presented here is for use with any SSB transceiver being used on AMTOR. It senses the same TNC signals as Carl's circuit, but uses that information to adjust the TNC audio level to the transmitter—and thus the power output. If no error signals are detected by the TNC, the transmitter power will be gradually reduced until an error is detected. It will then increase the output power level until no errors are detected. Thus, the transmitter power output will generally be at the minimum level necessary for reliable communication, meeting the FCC's requirement.

Although this circuit was designed for use with an AEA PK-232 TNC, it should be

adaptable to other units with only minor modification. And, because it controls the transmitter audio level, it should work with any SSB rig.

The main unit is on a small circuit board mounted inside the TNC. It interprets the error signals from the TNC. Its input includes ground, +5 volts, and the outputs of four of the TNC LED drivers, one of which enables the power control feature in the ARQ mode. All of the digital activity is conducted on this board. Its output consists of one shielded two-wire cable that plugs into the power control section, which is an L-pad with an FET for the output leg. This pad is connected between the TNC transmit audio and the transmitter audio input. One wire provides initial bias to the FET, and the other the control voltage to the gate of the FET. With this installation, no traces are cut, so the TNC can easily be returned to its original condition.

Control for this circuit is provided by the indicator driver ICs. If the TNC is in AMTOR mode, whenever an error is detected the RQ, PHASE, or OVER indicator driver is enabled. The voltage at pins 12 and 13 of the 4093B goes negative, which in turn causes pin 3 to also go negative. C5 is

gradually discharged, increasing the negative bias on the gate of the FET, reducing the loss in the T-pad consisting of Ra and the FET impedance. This increases the audio level to the transmitter, increasing its power output. When the power is raised to the point where no errors are detected, NAND Gate 2 will go positive, and the transmitted power will begin to gradually reduce. This constant automatic control of the RF output allows AMTOR usage at the minimum level necessary for reliable communication.

In any mode except AMTOR, the ARQ LED will not be lit, thus pins 5 and 6 of the 4093 will rise to +5 volts. Pin 4 will go negative, quickly discharging C4 and increasing the drain to source impedance of the FET to a very high value, causing minimum loss in the T-pad. This sets the transmitter output power to maximum in all modes except AMTOR.

Construction

The layout and construction of the main board is not critical. It can be mounted with metal brackets, using the two main board mounting screws. Care in mounting is important to prevent damaging the TNC board. Remove the bolts, then insert them in the




Photo A. Audio control unit (with cover removed).

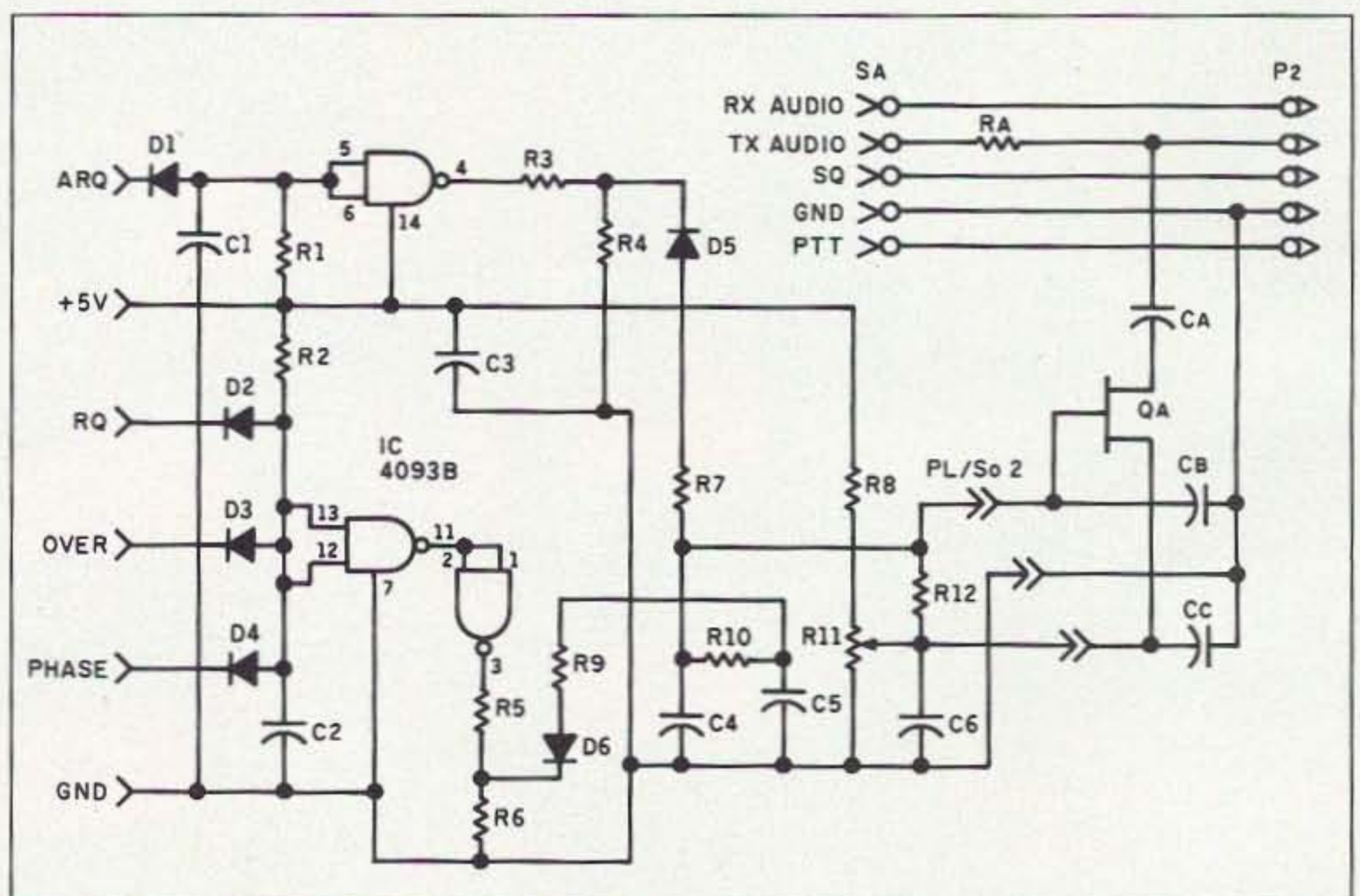
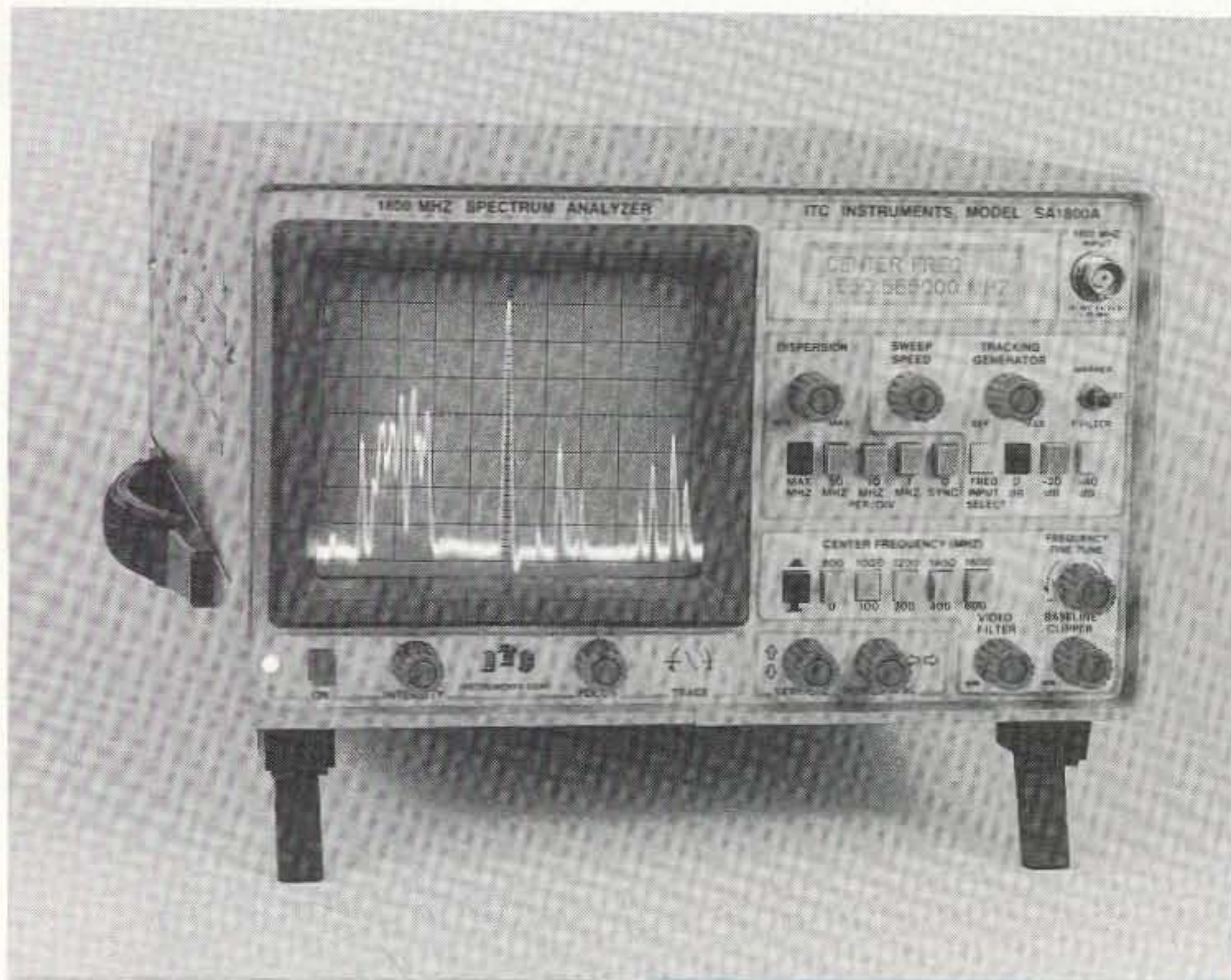


Figure 1. Schematic diagram.

"ITC" The Only Affordable Full Function Spectrum Analyzer



PRICES START AT
\$1295.00

SA600 MODEL 2mHz - 600mHz

A MUST FOR:

- ◆ COUNTERSURVEILLANCE
- ◆ SATELLITE TELEVISION
- ◆ RF ALARM SYSTEMS
- ◆ TWO-WAY & HAM RADIO
- ◆ ALL RF BASED SYSTEMS

You Do Not Have To
Spend \$10K To Get a Full

Function Spectrum Analyzer (HP, TEK ect.) **And Don't Spend \$3K to \$4K For So Called Low Cost Limited Function Analyzers.** (Avcom, B&K, ProTek) ITC delivers full function Analyzers for less. Let's look at the features ITC Spectrum Analyzers provide.

SA SERIES PRICES:

SA600A \$1295.00
2mHz to 600mHz

SA1000A \$1595.00
2mHz to 1000mHz

SA1800A \$1895.00
2mHz to 1800mHz

Opt. 1 50 mHz marker Generator
\$200.00

Opt. 3 +/- 5 kHz Narrow Band Filter
provides 5 kHz resolution BW
\$350.00

Opt. 5 Tracking Generator Internal
\$250.00

Opt. 6 Center Frequency Readout
\$250.00

TERMS: M/C, VISA, DISC., AE, CHECK, MO, COD
PRICES & SPECIFICATIONS SUBJECT TO
CHANGE WITHOUT NOTICE OR OBLIGATION

80 dB DYNAMIC RANGE

ON SCREEN. ITC Exclusive EFPLA
Log Amp. (pat. pending) Other low priced
units only have 60 dB or 70 dB on screen.

-110 dB SENSITIVITY AT ALL SPAN WIDTHS.

Only ITC provides
-110 dBm .7 uv. sensitivity at wide &
narrow span widths. Other low cost units
provide 80 - 95 dB only at narrow Spans.

HIGH STABILITY Only ITC Analyzers
provide high stability and low drift at any
span. (1 < then 1kHz per Hr. after warm-up)

EASY OF OPERATION:

The SA Series controls are simple to
understand and use, even if you never
used a Spectrum Analyzer before you will
be on line in no time.

FEATURES: Baseline Clipper, Video
Filter, 5" CRT, 10 push-button Frequency
select switches plus a 10 Turn Frequency
control for 100 :1 tuning ratio. Providing
easy frequency selection. The Dispersion
is variable form 0 mHz to 50mHz per/div.

DIMENSIONS: 6"H x 12"W x 17"D

ITC INSTRUMENTS CORP.

9222 Chesapeake DR, Suite A
San Diego Ca. 92123

619-277-4619 Fax 619-277-6736

CALL 1-800-232-3501

FOR SPECIAL INTRODUCTORY OFFER ON ALL MODELS




Photo B. TNC rear view with unit installed.




Photo C. Suggested main board mounting.

mounting brackets. Place a mica (or other insulated) washer over the front bolt, and a small metal lock washer over the rear bolt, before re-inserting the bolts. *These washers are important* in preventing damage or the introduction of a short in the TNC board, and to provide its case ground connection.

The four status sensor wires are most easily connected to the appropriate LED negative connections on the indicator board. Extreme care should be used in making these connections as some of the LEDs have PC board traces very close to them.

The T-Pad unit was made of one-sided PC board, with a metal cover. It plugs into the RADIO 2 connector on the rear of the TNC, and the RADIO 2 cable plugs into it. This compact design and layout minimizes RF interference; however, it does require a steady hand and small tools for its construction. Of course, it is not necessary to have the cable-connector assembly made in a cable-end configuration. It would work equally well in

a small metal cabinet, with the male connector on it and a suitable cable to the TNC terminated in a five-pin female header.

Only one adjustment is required for setup: With the TNC operating in *any mode* other than AMTOR, adjust the trimmer resistor for

maximum audio output to the transceiver. It should be set just to the point where maximum audio output is reached.

In AMTOR mode, this unit will provide an output power-control range exceeding 20 to 1. 73

PARTS LIST Main Board

D1,D2,D3,D4,	
D5,D6	1N914 Si Diodes
C-1,C-2	180 pF poly capacitors
C-3	10 μ F 25 volt electrolytic capacitor
C-4	0.1 μ F 15 volt ceramic capacitor
C-5,C-6	47 μ F 25 volt electrolytic capacitor
R-1,R-2	15,000 ohms carbon 1/4 watt
R-3,R-5,R-8	470 ohms carbon 1/4 watt
R-4,R-6,R-7	4,700 ohms carbon 1/4 watt
R-9	2,200 ohms carbon 1/4 watt
R-10	22,000 ohms carbon 1/4 watt
R-11	1,000 ohm trimmer potentiometer
R-12	1 megohm carbon 1/4 watt
IC 4093B	Quad dual NAND gate

Cable Connector Board

Ca	100 μ F 10 volt electrolytic capacitor
Cb,Cc	0.1 μ F 15 volt ceramic capacitor
Qa	2N5457 N-Channel FET
Pa	5-pin male header
Ra	1,500 ohm carbon 1/4 watt
Sa	5-pin female header

A set of both drilled and etched PC boards is available for \$5.25 plus \$1.50 S&H from FAR Circuits, 18N640 Field Ct., Dundee IL 60118.

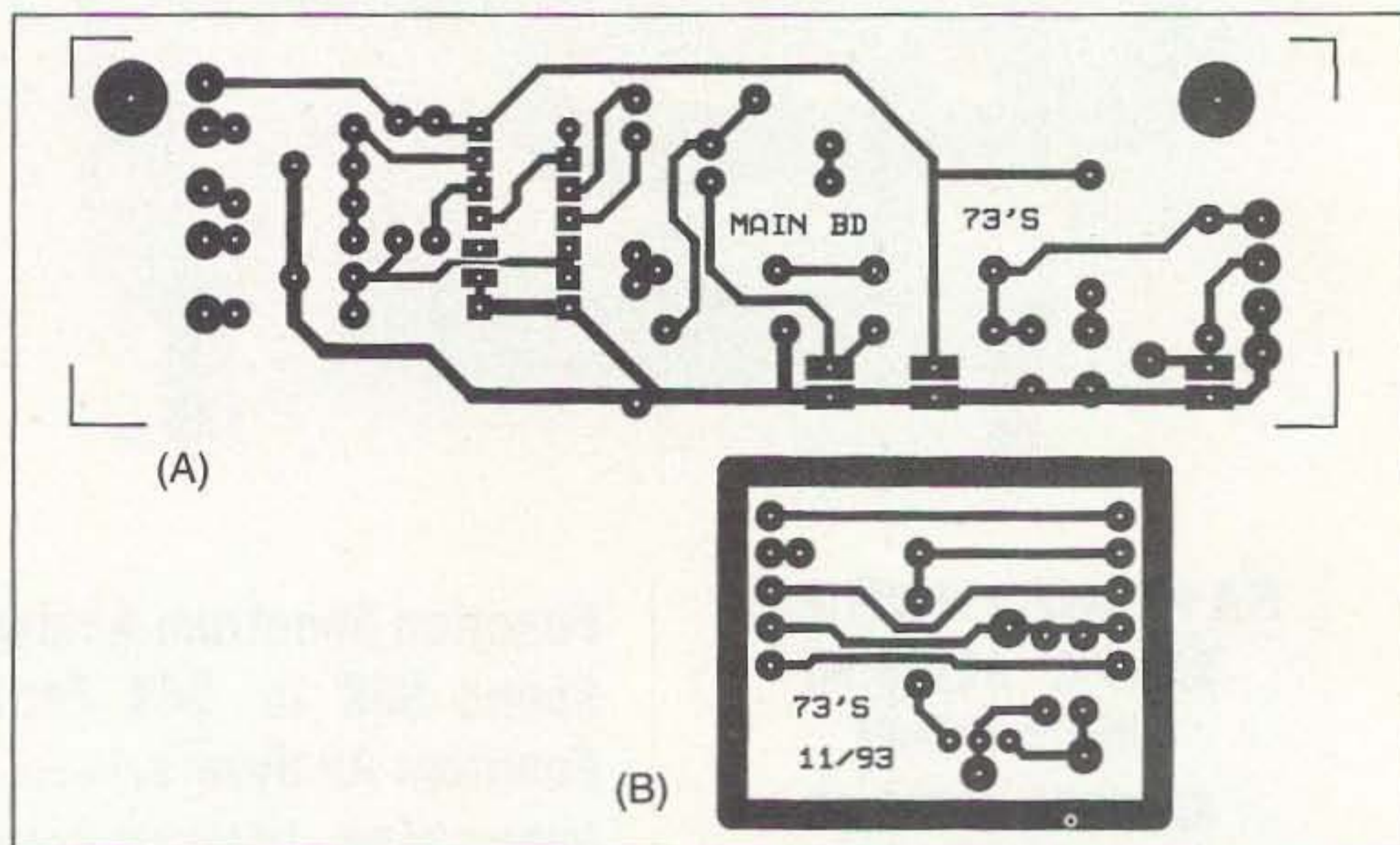


Figure 2. a) Main unit PC board pattern; b) Audio unit PC board pattern.

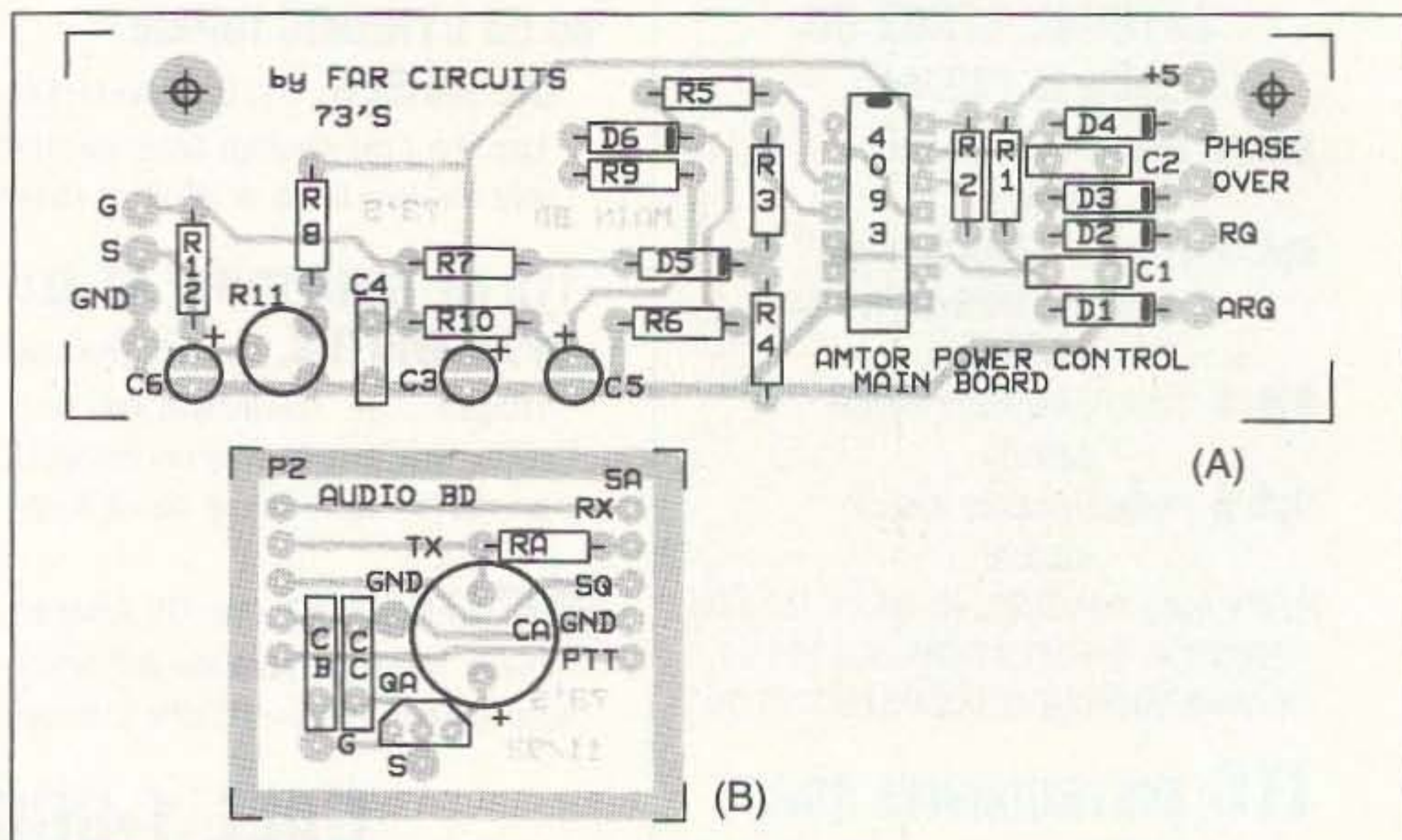


Figure 3. a) Main unit PC board parts placement diagram; b) Audio unit PC board parts placement diagram.

FEEDBACK

In our continuing effort to present the best in amateur radio features and columns, we recognize the need to go directly to the source—you, the reader. Articles and columns are assigned feedback numbers, which appear on each article/column and are also listed here. These numbers correspond to those on the feedback card opposite this page. On the card, please check the box which honestly represents your opinion of each article or column.

Do we really read the feedback cards? You bet! The results are tabulated each month, and the editors take a good, hard look at what you do and don't like. To show our appreciation, we draw one feedback card each month and award the lucky winner a free one-year subscription (or extension) to 73.

To save on postage, why not fill out the Product Report card and the Feedback card and put them in an envelope? Toss in a damning or praising letter to the editor while you're at it. All for the low, low price of 29 cents!

- 1 Never Say Die
- 2 Letters
- 3 QRX
- 4 More Gadgets for Your MFJ-9020
- 5 Universal Automatic Minimum Power Control for AMTOR
- 6 The Challenge of QRP
- 7 Review: The Backpacker II
- 8 The RASER Revisited
- 9 Updates
- 10 Review: The MFJ-451 Morse Keyboard
- 11 A New Look at a Simple VFO/Exciter
- 12 Review: The ARK 40 QRP Transceiver
- 13 Carr's Corner
- 14 Packet & Computers
- 15 RTTY Loop
- 16 Homing In
- 17 Hams with Class
- 18 QRP
- 19 ATV
- 20 Above and Beyond
- 21 Ask Kaboom
- 22 73 International
- 23 73's DXDA Award
- 24 Special Events
- 25 New Products
- 26 Barter 'n' Buy
- 27 Random Output
- 28 Propagation
- 29 Dealer Directory
- 30 Ham Help

Most Revolutionary High-Frequency Amateur Radio Antennas in 20 years!

The FLYTECRAFT™ SFX Line of Monoband Vertical HF Antennas

- 5 unique models for 40, 30, 20, 15, 10 meters. Each only 9 ft. tall (10 meter is slightly shorter.)
- Precision internal wound helix gives full-size, incredible performance - world-wide DX or domestic.
- Praise from everywhere: ENGLAND - "Your vertical sounds great!" CZECH - "I can't believe your antenna is only 3 meters high!"
- Instant set-up and tear down, or leave up permanently - unobtrusive; ideal for antenna-restricted areas. Separates down to 4 ft.
- Antennas boast low angle radiation.
- Easiest-To-Use antenna made! Uses 2 shortened radials with RADIALCOILS™ - stretch them out or coil them up. (10M uses 3.)



Pat. Ptd.

Listen for them on the air!

Built with pride & sold worldwide ~ FLYTECRAFT™ USA

40 thru 15 meters - \$69.95 ea. 10 meters - \$59.95 ea.
Add \$6.50 s/h, contin. U.S. 10% Discount on 2 or more.

Satisfaction Guaranteed
VISA/MC PHONE ORDERS
800-456-1273
M-F 9A-5P (PT) 805-583-8173

Send Check/ \$ Order to:
FLYTECRAFT™
 P.O. Box 3141
 Simi Valley
 CA 93093

CIRCLE 118 ON READER SERVICE CARD

VOX CONTROLLER

Repeater / Remote Base / Cross Band Repeater

- No internal connections required to your radios*
- BC-1 for 1 receiver and 1 transmitter..... \$34.95
the BC-1 requires only your microphone connector
- BC-2 for 2 receivers and 2 transmitters..... \$64.95
Provides control for 2 separate repeaters, linked repeaters repeater/remote base or 2 transceivers in crossband repeat
- BC-2E expander board for the BC-2.....\$69.95
adds DTMF rmt control, CWID and Phone Patch
- BTD-8 DTMF decoder w/8 latched outs.....\$49.95
*Momentary outputs for Star, Pound and Zero
Separate output for LITZ (long tone zero)*


Products have over and reversed voltage protection
 Cable set for BC-2 - 2 radios and power \$19.95
 Cables also work as radio to TNC cable for packet
 Download latest information, bulletins and new product announcements 24 hours a day from DataBase of Tennessee BBS 901-749-5256 or 901-749-5224

Box Products, Inc.
 P.O. Box 57 - Lexington, TN 38351
Products and Services for Communication and Control

orders Info and Tech support
800-854-2426 901-968-5416

CIRCLE 137 ON READER SERVICE CARD

SRC-10 REPEATER/LINK CONTROLLER



- DTMF muting
 - Intelligent ID'er
 - Auxiliary outputs
 - Easy to interface
 - Alarm monitor input
 - Telemetry response tones
 - Low power CMOS, 22ma @ 12v
 - Detailed application manual
 - Programmable COS polarities
 - Repeater & link courtesy tones
 - Synthesized link/remote base capability
- \$149.00** Assembled & Tested
- CREATIVE CONTROL PRODUCTS**

3185 Bunting Avenue
 Grand Junction, CO 81504
 (303) 434-9405

CIRCLE 146 ON READER SERVICE CARD

Factory Authorized Dealer & Service For

**KENWOOD
 YAESU
 ICOM**

Call Us For
Great Prices & Great Service

TOLL FREE ORDER LINE 1-800-344-3144
 Continental U.S. & Texas

THE **HAM** CENTER
 SALES AMATEUR RADIO SERVICE

5730 Mobud San Antonio, TX 78238 (512) 680-6110
 FAX (512) 647-8007

Performance SOFTWARE

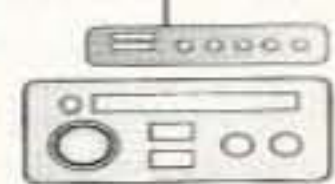
KaGOLD for Kantronics w/V5 rom
PkGOLD for AEA PK-88,232,2232

Invest in the GOLD standard today!
 Easy operation with incredible power!

- Conferencing • Background File Transfers
- Robot CQs • Logging • Macro Files
- Automatic QTH/QSL Exchange
- Advanced Text Handling
 - 95 page Manual
- Extensive Help System
- Quick Reference Guide
- Nothing Else Comes Close
 - Only \$79.95 plus \$5 s/h

InterFlex Systems

Box 6418
 Laguna Niguel
 CA 92607



VISA
 MasterCard
 Call or write today
 for more details!

Phone 714 496-6639

CIRCLE 77 ON READER SERVICE CARD

SLOW SCAN TV with the Sound Blaster!

New! Copy 8,12,24,36 sec.
 B&W, 36 & 72 sec. Color (in
 B&W), Scotty 1 & 2 (in B&W)
 with your Sound Blaster
 compatible sound card.

Requires PC, VGA 640x480-256
 colors, and Sound Blaster
 compatible card.

ONLY \$40.00 - Shipping \$5
 Illinois residents \$2.50 tax


Harlan Technologies
 VISA 5931 Alma Dr. Dept. S3 - Rockford, Illinois 61108 815-398-2683
 MASTER CARD

CIRCLE 187 ON READER SERVICE CARD

Subscribe to 73 Amateur Radio Today

Call
800-289-0388

MICROWAVE TRANSVERTERS



SHF 1240 Complete Transverter

SHF SYSTEMS No tune linear transverters and transverter kits for 902, 1269, 1296, 2304, 2400, 3456 MHz. All use 2m i.f.g13.8V. Kits include mixer and L.O. P.C. boards, xtal and all components. Built units include I.F./D.C. switchboard, connectors and compact low profile housing. Other frequency options in amateur band available.

SHF 900K	902-906 MHz	50mW	Kit\$139	Built \$265
SHF 1240K	1296-1300 MHz	10mW	Kit\$149	Built\$265
SHF 1269K	1268-1272 Oscar Mode	L10mW	Kit\$140	Built\$255
SHF 2304K	2304-2308 MHz	10mW	Kit\$205	Built\$325
SHF 2401K	2400 MHz Mode S rcv Conv		Kit\$155	Built\$255
SHF 3456K	3456-3460 MHz	10mW	Kit\$205	Built\$325
SHF 5760K	5760 MHz/1296 IF	0.5mW	Kit\$170	Built\$260
NEW! DEM 432K	420-450 MHz 10m IF	70mW	Kit\$150	Built\$275

DOWN EAST MICROWAVE

Bill Olson, W3HQT
 VISA Box 2310, RR1 Troy, ME 04987
 (207) 948-3741 FAX: (207) 948-5157

The Challenge of QRP

An introduction to low power operation.

by Michael Bryce WB8VGE

Ham radio has become pretty comfortable for most of us. Just about anyone can chase DX with a modern 100 watt microprocessor-controlled transceiver. *But just try that using minimum power!* That's the challenge of QRP. There's nothing like working a rare DX station with only 1 watt to sharpen your operating skills. But, of course, there's much more to QRP than DXing with low power.

What is QRP?

Well, it depends on what side of the fence you happen to be on. To me, QRP is RF output from a transmitter that is 5 watts or less, regardless of the input power to the transmitter. If you have 50 watts input and only 3 watts output, you're QRP to me. Your transmitter efficiency is really bad, but you're still QRP.

On the other hand, if you're working the CQ World Wide DX contest, and you're running a kW, by turning the amplifier off—thus dropping your power down to 100 watts—you're now QRP! In fact, let's take this one step further. Suppose the DX station you're listening to says, "QRP only please." Snap! Off goes the amplifier. You're now QRP and you make your con-

tact with 100 watts. That's far from operating with low power.

QRP is one of the internationally recognized Q-signals meaning: "Shall I reduce power?" Or: "Reduce power to _____ watts." Most hams have adopted it to identify low power equipment or operation. The QRP ARCI has formally adopted the power level of 5 watts as QRP. This is measured as output power from the transmitter. For really low, low power work, the term "milliwatt" has replaced the aged term "QRPP." The popular fire ball transmitter on 28 MHz proved it is possible to transmit coast-to-coast with 25 milliwatts! That's less power than the dial lights consume in most transceivers.

QRP is a great place to make new friends. QRP is a subculture within ham radio. Usually, when I tell someone I'm running QRP, the QSO changes from the usual, "Rig here is Kenwood and the weather here is warm" to a real chat with an interested human operator on the other end.

Building Your Own

Nothing in the world can beat the feeling of working a station using home-

brewed equipment—a QSO with gear you constructed with your own hands. The warm fuzzy feeling will last for days after the QSO is over. That's a feeling you don't get when operating the newest microprocessor-controlled SSB transceiver.

One of the most challenging and satisfying things a QRP operator can do is build his or her own gear. Best of all, you don't need to be a rocket scientist or an electronics engineer to build your own rig. In fact, QRP projects are especially suited for the neophyte in home-brew construction. Building a transmitter is relatively easy. Usually there's a wide tolerance range for parts, and most transmitters are built around straightforward circuits. Sometimes the transmitter is nothing more than a one-transistor oscillator coupled to an antenna. Only a handful of parts are required to produce 2 watts on most frequencies. You'll be astonished by the amount of DX you can work with just a spoonful of parts.

Because most QRP projects are simple, you usually won't have trouble finding parts for the rig. A well-stocked Radio Shack can supply you with all the parts required for a 75 meter CW transceiver. Companies like Mouser Electronics and



Photo A. The Ten-Tec Argonaut II is a full-featured QRP transceiver.



Photo B. Low power means portability. In this case, it's a solar-powered QRP wagon.

WE SHIP WORLDWIDE

Barry Electronics Corp.

WORLD WIDE AMATEUR RADIO SINCE 1950

Your one source for all Radio Equipment!



Wherever I go, I take my radio.
Specialist in **RADIOS;**
Business marine aviation,
ham radios and scanners.

KENWOOD



ANTENNAS

A-S, AES, Cushcraft, Hy-Gain,
Hustler, KLM, METZ, Urban,
MODUBLOX, TONNA, Butternut,
Multi-Band

"TS-50S", TS450S/AT, R-5000, TS-850S,
TM 241/A/441A, TR-751A, Kenwood Service
Repair, TS140S, TS690S, RZ-1, TS-790A,
TS950SD, TH-78A, TH28/48A, TM-941A,
TM-741A, TM-732A, TM-641A, TM-742A.

MARINE RADIOS

ICOM M7, M11, M56, M700TY, M800
AVIATION PORTABLE ICOM A-21
MOTOROLA MARINE KING KX 99

Budwig ANT. Products

FLUKE 77, 83, 85, 87 Multimeters

Linear Amplifier:

Ameritron, Icom, Kenwood, Yaesu

KITTY SAYS: WE ARE OPEN 7 DAYS A WEEK
Saturday 10-5pm/Sunday 11-4 pm
Monday-Friday 9 to 6:00 PM
Come to Barry's for the best buys in town



CONTACT US FOR THE LATEST IN
BUSINESS AND HAM RADIOS,
SHORTWAVE RECEIVERS &
SCANNERS, MOTOROLA, YAESU,
ICOM, KENWOOD, ALINCO,
STANDARD, MAXON, RELM, BENDIX,
KING, SONY, SANGHAN

"YAESU Ham and Business Radios"

FT-767GX, FT-890, FT-747GX, FT-990, FRG-8800,
FRG-100B FT-736R, FT-1000D, FT-416/816, FT-530,
FT-5200, FT-2400, FT-470, FT-530- FT-411E

YAESU ICOM

FT-23R/26/76 IC2/3/4SAT
FT411E-811-911 IC02AT/2SRA
FTH-2008/7008 IC2/4GAT/24AT
IC-A21/U16

Landmobile HT's
ICOM: U16, H16, V100, U400
MAXON, MOTOROLA,
YAESU: FTH 2008/7008
UNIDEN, REGENCY, KING,
MARINE ICOM: M7, M56, M700
AVIATION ICOM: A21 A200 H.T., TAD

SCANNERS

AOR:
900, 1000,
1500, 2500,
2800, 3000A
ICOM:
R-1, R100,
R71A, R72A,
R7000,
R7100,
R9000
Bearcat



ICW2A
W2IAT
P2AT/4AT

IC-H16/U16
IC2IA

MOTOROLA RADIUS
COMMERCIAL RADIOS

TH-78A

FT-530



MOTOROLA



Computer Interfaces

Stocked: MFJ-1270B,
MFJ-1274, MFJ-1224, AEA
PK-88, MFJ-1278T, PK-900, PK-232
MBX W/FAX, DRISI PRODUCTS
DSP 2232

Antenna Tuners:
MFJ, AEA AT-300,
ICOM, KENWOOD,
YAESU.

COMMERCIAL &
HAM
REPEATERS
STOCKED.
WRITE FOR
QUOTES

Kantronics
KAM PLUS, KPC 2/3/4,
KPC2400, SUPER FAX II,
KPC IV, Data Engine, D4-
10, etc.

MOTOROLA AUTHORIZED DEALER
KACHINA COMMUNICATIONS DEALER

**AUTHORIZED
DEALER
SONY**

Shortwave Radios Stocked
DIGITAL FREQUENCY COUNTERS

OPTOELECTRONICS model 1300 H/A, 0-1300MHz
2300, 2210 H, 0-2200 MHz, 2600H, UTC-3000, 2810

AMPLIFIERS
STOCKED:
RF Concepts
Mirage
TE Systems

**Radios for Business,
Gov't, 2-way, etc.**
Stocked & Serviced,
Call for Great Prices!

**SHORTWAVE RECEIVERS
STOCKED**

Shortwave Receivers

- SONY • GRINDIG
- SANGHAN • ICOM

Call 212-925-7000

Satellite telephone in suitcase
for worldwide use. WRITE.

ALINCO DJ580T, 120T, 162T,
460T, 180T, F1TH, DR570T, etc.

Wide selection of SW & Amateur
Publications

Telephone scramblers
for cellular and regular
phones. \$299.00 each

CAR Stereo with
Shortwave
Phillips DC-777 @ \$499.95
in stock

BIRD Wattmeters &
Elements in Stock



EIMAC
3-500Z
572B, 6JS6C
12BY7A &
6146B

BIRD
Wattmeters &
Elements
In Stock



ANTENNAS:
AEA, AlphaDelta,
ANLI, Antenna
Specialist, Barker &
Williamson,
Comet, Cushcraft,
Diamond, GAP,
Hy-Gain, Hustler,
Larsen, Etc.

(144, 220, 440
MHz), IsoLoop.

Long-range Wireless
Telephone for export in stock
**BENCHER PADDLES,
BALUNS, LOW PASS FILTERS
IN STOCK**

MIRAGE/RFC Amplifiers
ASTRON POWER SUPPLIES
Belden Wire & Cable, Int'l Wire
OPTO KEYERS STOCKED

STANDARD.



JRC Short-wave radios
JST135, NRD-535D

HEIL
EQUIPMENT
IN STOCK
Hy-Gain Towers
will be shipped
direct to you
FREE of
shipping cost.

Ameritron Amplifiers
AMERITRON

MAIL ALL ORDERS TO: BARRY ELECTRONICS CORP., 512 BROADWAY, NEW YORK CITY, NY 10012 (FOUR BLOCKS NORTH OF CANAL ST., BETWEEN SPRING AND BROOME ST.)

New York City's LARGEST STOCKING HAM DEALER
COMPLETE REPAIR LAB ON PREMISES

"Aqui Se Habla Espanol"

BARRY INTERNATIONAL
FAX 212-925-7001 Phone 212-925-7000

Monday-Friday 9 A.M to 6:00 P.M.
Saturday 10- 5pm /Sunday 11- 2pm

IRT/LEX-"Spring St. Station". Subways: BMT-
"Prince St. Station". IND-"F" Train-Bwy Station"

Bus: Broadway #6 to Spring St. Path-9th St./6th Ave.
Station.

COMMERCIAL RADIOS
STOCKED: ICOM, Motor-
ola, MAXON, Standard,
Yaesu. We serve munic-
ipalities, businesses, Civil
Defense, etc. Portables,
mobiles, bases, re-
peaters...

ALL
SALES
FINAL

Technical help offered upon purchase

FAX: 212-925-7001

We stock: AEA, Alinco, Ameco, Ameritron, Antenna Specialist, ARRL,
Astatic, Astron, B&K, Belden, Bencher, Bird, Butternut, CES, Cushcraft,
Daiwa, Elmac, Henry, Heil, Hustler, Hy-Gain, Icom, KLM, Kantronics,
Kenwood, Larsen, Maxon, MFJ, Mirage, Motorola, Nye, Palomar, RF
Products, Shure, Standard, TUBES, Uniden, Yaesu, Vibroflex, Duplexers,
Repeaters, Scanners, Radio Publications

WE NOW STOCK COMMERCIAL COMMUNICATIONS SYSTEMS
HAM DEALER INQUIRES INVITED PHONE IN YOUR ORDER & BE REIMBURSED
COMMERCIAL RADIOS stocked & serviced on premises.
Amateur Radio Courses Given On Our Premises, Call
Export Orders Shipped Immediately.




Photo C. Home-brew haven. Here is NR1A's QRP "ship in a bottle" setup.

Digi-Key will take small orders for one-sees and two-sees. Several hams have started their own companies supplying small parts just to the home-builder and the QRPer.

If you have a hard time getting the parts all lined up, several different companies furnish ready-to-go kits, too. Kits range from the very simple Roner by the G-QRP club, to the fully synthesized ARK-40 from S & S Engineering.

Sometimes the challenge of QRP comes from assembling a transmitter in the smallest possible chassis. I've seen rigs built in pill bottles, band-aid boxes, a match box, and even a Secrets box.

Most QRP construction projects center around building QRP transmitters. There's nothing stopping you from rolling your own receiver either. The popular direct conversion receiver makes a perfect marriage for the QRP transmitter. A direct

conversion receiver is sensitive, and easy to build. Or you can go with several of the simpler superhet designs offered in 73. Many of these simpler designs rival the performance of much more complex receivers.

There's one more advantage to low power operation—TVI is almost unheard of with QRP.

Equipment for QRP Use

If you are a licensed ham, then you can operate QRP without spending one cent! All you have to do is reduce your output power and, snap! You're QRP. It really is as simple as that. You don't need to heat up the soldering iron if you choose not to, although you will be losing a gratifying part of the QRP environment.

All you need is already on your operating table—your HF transceiver. You don't need a special QRP rig to enjoy low power

operation, although there are commercial transceivers made especially for the low power enthusiasts. The popular Ten-Tec Argonaut II is a modern microprocessor-controlled QRP transceiver sporting all kinds of bells and whistles. The monobanders so popular today normally run QRP at 5 watts or so. Many commercial rigs, such as the ICOM IC-735, are easy to adapt to low power operation.

There's lots of used gear on the market, too. The popular Heathkit HW series of CW transceivers will still provide a lot of fun for very little cash layout. Used Ten-Tec Argonauts 505, 509 and the 515 provide 80-10 meter coverage plus SSB.

QRP and Other Frequencies

Alas, QRP is not only for HF use. Special QRP days have been set aside for the OSCAR satellites. Running too much RF on the uplink may damage



Photo D. The popular Heathkit HW-8 and HW-9 CW-only QRP transceivers. These are great fun!



Photo E. A simple home-brew transmitter like this will provide worldwide communications without you laying out large amounts of cash.

or shorten the life of the bird's battery system.

Then there's meteor scatter and mountaintopping using low power. It's possible to work numerous states under favorable conditions using 100 mW of RF on 10 GHz. QRP is very much alive on frequencies above 30 MHz.

Lower Your Electric Bill, Too

Do you own an HT? Then you've more than likely gone QRP at one time or another.

How many times have you said, "I've switched to low power. How is my signal into the repeater now?" Perhaps it was unknown to you at the time, but you had just

discovered two important facts about QRP. First, you don't need full power all the time to have dependable communications. Second, running QRP will stretch your battery's life, greatly expanding your ability to communicate longer without plugging in.

Because QRP equipment is normally

QRP Q&A

Ever since my Novice days, I've been running QRP. I've collected files full of letters from hams all over the world asking about low power communication.

There seemed to be a pattern developing in the questions, so I picked out some of the more common ones. Here they are, in no particular order. Enjoy!

What is QRP?

QRP is a term adopted from the international RQS signals meaning to reduce power. Hams have taken this term and its meaning to be low power. Generally, QRP is 5 watts or less from the transmitter, regardless of the input power to the transmitter. If you hear someone on 40 meters calling CQ QRP, he (or she) is calling for a low power station. More than likely, they will be using low power, too.

What is QRPP?

QRPP is the older term for RF power of 1 watt or less. That extra small "p" meant really low, low power, generally under 1 watt. That term has been replaced by the term "milliwatt." While it may be hard to believe, you really can work around the world with an output power of 50 milliwatts! There have been many hams working DXCC with only 100 milliwatts to the antenna. It is hard to do, but not impossible.

What are the most popular QRP bands?

There really is no one band more popular than the others. You'll find QRP operation everywhere from DC to light. But, some consider the 40 meter band around 7.040 MHz to be QRP Central. You can also find some action on 7.035 MHz and 7.060 MHz. In the winter time, when summer QRN is down, 80 meters is very popular during long cold nights. There is QRP activity on 160 meters, too.

The 30 meter band is a QRPer's delight! Try 10.106 and up for low power signals. Then, let's not forget about the 20 meter band either. This is by far the most popular ham band when it comes to working DX. Low power operation used to be located around 14.060 MHz, but alas, other forms of digital signals have been moving down, overtaking the QRP-calling frequency. Check the entire band for QRP operators—they're everywhere on 20. You can find QRP signals on 17, 15, and 10 meters, too.

I'm not into CW. Can I still operate QRP?

CW is by far the most popular mode of QRP operation. It's partly because CW transmitters are easier to build than SSB rigs. With CW, you get more bang for the watt, too. But, QRP is not only CW, it's any mode you want to use, including FM or SSTV. Remember: QRP means low power—not CW only.

Do I need to change rigs or equipment to operate QRP?

Of course not! Most of today's rigs can be easily turned down from a front-panel control. You'll end up with low transmitter efficiency, but you won't have to spend a dime.

How about antennas? All I have is a simple dipole.

No matter what power level you use in amateur radio, the better the antenna, the better your signal will be. Use a good grade of feedline and get the antenna as high as possible.

I enjoy a good contest now and then. How can I compete with other stations if I run only 2 watts?

Most of the major contests, such as the CQ World Wide DX contest, Sweepstakes, and even Field Day, have special low power sections. You only compete against others within the same power class. You don't have to worry about the guy running a kW because you are not in the same class.

I know many QRPer's like to build their own gear. I'm not much of a builder. Can I purchase a commercial QRP transceiver?

It's too bad you don't like to build your own gear. You're missing out on a lot of fun. But yes, you can purchase a commercial QRP transceiver. Ten-Tec

markets their Argonaut II QRP transceiver with all the *good* stuff we're used to seeing in today's gear. There are many other monoband rigs, such as the MFJ units, available. Tejas RF sells their popular Backpacker II fully assembled and tested.

Almost all of the circuits I've seen in the last few issues have been solid-state transmitters. How about us guys with boxes full of tubes?

It is the 1990s and today's technology is solid-state and microprocessors. But, if you want, you can still use a vacuum tube in a QRP transmitter. The best place to look for a circuit is in an old copy of the *ARRL Handbook*. Begin looking with the early '70s and work your way back to the '50s. Parts for those circuits may be next to impossible to locate, unless you have a really big junk box.

Can I operate packet or AMTOR?

Yup! Sure can. Again, QRP simply means low power. Any mode of communications is suitable for QRP, with the exception of moonbounce! I've had some great QSOs using AMTOR with less than 4 watts PEP.

Are there any QRP clubs to join?

Yes! As a matter of fact, I'm the publicity manager for the QRP ARCI, the largest QRP club in the world. If you would like to have one of the info kits, all you need to do is send \$2 to me (2225 Mayflower NW, Massillon OH 44646) and I'll have one in the mail to you the next day.

The Michigan QRP Club also serves low power enthusiasts with the *5-Watter*. Published four times a year, *5-Watter* makes for great reading.

There is also the G-QRP club. Based in England, they publish *SPRAT*, which is full of construction projects.

I like to collect awards. Can I still do so with QRP?

Yes! There are many, many awards issued just for QRP operation. These range from a WAS with QRP endorsement to the Miles Per Watt Award. Many other contests also provide a special QRP award such as the ARRL's Sweepstakes or the CQ World Wide DX contest.

What are some of the limits of QRP?

QRP is not push-button communications! There will be times when your 2 watts just won't cut it. Band conditions, QRM, sunspots, and QRN all take their toll on a 2 watt signal. There will be times when your 2 watts or RF won't be enough to make a contact.

Some modes don't seem to work as well as others. SSB, for example, is much harder to do with QRP power levels because everyone likes that *armchair copy*. You won't be armchair copy most of the time on SSB.

AM phone is really tough on QRP! It's possible to work coast-to-coast with AM phone on the 10 meter band using QRP, but on 75 meters and 40 meters it's not going to fly.

I'm on a limited budget. Would QRP be the best way to go to enter ham radio?

QRP means low power, not inferior equipment! Don't get the two mixed together. You could pick up an HW-7 at a hamfest for under \$50 and have a ball, or you could drop five grand for an ICOM-785, turn the drive down, and run QRP, too. While it is true you can pick up a brand-new rig such as the MFJ QRP monoband rig for about \$150, compared to about \$1,000 for an entry-level 100 watt rig, going QRP would save you money, but at a cost of only one band and being stuck with CW only.

If I start to operate QRP, what's in it for me?

No matter what you do in life, you get out what you put in. QRP really boosts your ego. Breaking a DX pile-up with 2 watts will keep a smile on your face for weeks. Working the West Coast with 1 watt from a transmitter you put together with your own hands is one of the best ways to generate those warm fuzzy feelings.

If you're tired of the quick, "Hi. Rig here is blank. Weather here is blank" type of QSO, give QRP operation a try. And if it's nothing else—it's *FUN!*

ASTRON POWER SUPPLIES

• HEAVY DUTY • HIGH QUALITY • RUGGED • RELIABLE •



MODEL VS-50M

SPECIAL FEATURES

- SOLID STATE ELECTRONICALLY REGULATED
- FOLD-BACK CURRENT LIMITING Protects Power Supply from excessive current & continuous shorted output
- CROWBAR OVER VOLTAGE PROTECTION on all Models except RS-3A, RS-4A, RS-5A, RS-4L, RS-5L
- MAINTAIN REGULATION & LOW RIPPLE at low line input Voltage
- HEAVY DUTY HEAT SINK • CHASSIS MOUNT FUSE
- THREE CONDUCTOR POWER CORD except for RS-3A
- ONE YEAR WARRANTY • MADE IN U.S.A.

PERFORMANCE SPECIFICATIONS

- INPUT VOLTAGE: 105-125 VAC
- OUTPUT VOLTAGE: 13.8 VDC ± 0.05 volts (Internally Adjustable: 11-15 VDC)
- RIPPLE Less than 5mv peak to peak (full load & low line)
- All units available in 220 VAC input voltage (except for SL-11A)

SL SERIES



• LOW PROFILE POWER SUPPLY

MODEL	Colors		Continuous Duty (Amps)	ICS* (Amps)	Size (IN) H x W x D	Shipping Wt. (lbs.)
	Gray	Black				
SL-11A	•	•	7	11	2 5/8 x 7 1/8 x 9 3/4	12
SL-11R	•	•	7	11	2 5/8 x 7 x 9 3/4	12
SL-11S	•	•	7	11	2 5/8 x 7 1/8 x 9 3/4	12
SL-11R-RA	•	•	7	11	4 1/4 x 7 x 9 3/4	13

RS-L SERIES



• POWER SUPPLIES WITH BUILT IN CIGARETTE LIGHTER RECEPTACLE

MODEL	Continuous Duty (Amps)	ICS* (Amps)	Size (IN) H x W x D	Shipping Wt. (lbs.)
RS-4L	3	4	3 1/2 x 6 1/8 x 7 1/4	6
RS-5L	4	5	3 1/2 x 6 1/8 x 7 1/4	7

RM SERIES



MODEL RM-35M

• 19" RACK MOUNT POWER SUPPLIES

MODEL	Continuous Duty (Amps)	ICS* (Amps)	Size (IN) H x W x D	Shipping Wt. (lbs.)
RM-12A	9	12	5 1/4 x 19 x 8 1/4	16
RM-35A	25	35	5 1/4 x 19 x 12 1/2	38
RM-50A	37	50	5 1/4 x 19 x 12 1/2	50
RM-60A	50	55	7 x 19 x 12 1/2	60
• Separate Volt and Amp Meters				
RM-12M	9	12	5 1/4 x 19 x 8 1/4	16
RM-35M	25	35	5 1/4 x 19 x 12 1/2	38
RM-50M	37	50	5 1/4 x 19 x 12 1/2	50
RM-60M	50	55	7 x 19 x 12 1/2	60

RS-A SERIES



MODEL RS-7A

MODEL	Colors		Continuous Duty (Amps)	ICS* (Amps)	Size (IN) H x W x D	Shipping Wt. (lbs.)
	Gray	Black				
RS-3A	•	•	2.5	3	3 x 4 3/4 x 5 1/4	4
RS-4A	•	•	3	4	3 3/4 x 6 1/2 x 9	5
RS-5A	•	•	4	5	3 1/2 x 6 1/8 x 7 1/4	7
RS-7A	•	•	5	7	3 3/4 x 6 1/2 x 9	9
RS-7B	•	•	5	7	4 x 7 1/2 x 10 3/4	10
RS-10A	•	•	7.5	10	4 x 7 1/2 x 10 3/4	11
RS-12A	•	•	9	12	4 1/2 x 8 x 9	13
RS-12B	•	•	9	12	4 x 7 1/2 x 10 3/4	13
RS-20A	•	•	16	20	5 x 9 x 10 1/2	18
RS-35A	•	•	25	35	5 x 11 x 11	27
RS-50A	•	•	37	50	6 x 13 3/4 x 11	46
RS-70A	•	•	57	70	6 x 13 3/4 x 12 1/2	48


RS-M SERIES



MODEL RS-35M

MODEL	Continuous Duty (Amps)	ICS* (Amps)	Size (IN) H x W x D	Shipping Wt. (lbs.)
• Switchable volt and Amp meter				
RS-12M	9	12	4 1/2 x 8 x 9	13
• Separate volt and Amp meters				
RS-20M	16	20	5 x 9 x 10 1/2	18
RS-35M	25	35	5 x 11 x 11	27
RS-50M	37	50	6 x 13 3/4 x 11	46
RS-70M	57	70	6 x 13 3/4 x 12 1/2	48

VS-M AND VRM-M SERIES



MODEL VS-35M

• Separate Volt and Amp Meters • Output Voltage adjustable from 2-15 volts • Current limit adjustable from 1.5 amps to Full Load

MODEL	Continuous Duty (Amps)			ICS* (Amps) @13.8V	Size (IN) H x W x D	Shipping Wt. (lbs.)
	@13.8VDC	@10VDC	@5VDC			
VS-12M	9	5	2	12	4 1/2 x 8 x 9	13
VS-20M	16	9	4	20	5 x 9 x 10 1/2	20
VS-35M	25	15	7	35	5 x 11 x 11	29
VS-50M	37	22	10	50	6 x 13 3/4 x 11	46
• Variable rack mount power supplies						
VRM-35M	25	15	7	35	5 1/4 x 19 x 12 1/2	38
VRM-50M	37	22	10	50	5 1/4 x 19 x 12 1/2	50

RS-S SERIES



MODEL RS-12S

• Built in speaker

MODEL	Colors		Continuous Duty (Amps)	ICS* Amps	Size (IN) H x W x D	Shipping Wt. (lbs.)
	Gray	Black				
RS-7S	•	•	5	7	4 x 7 1/2 x 10 3/4	10
RS-10S	•	•	7.5	10	4 x 7 1/2 x 10 3/4	12
RS-12S	•	•	9	12	4 1/2 x 8 x 9	13
RS-20S	•	•	16	20	5 x 9 x 10 1/2	18
SL-11S	•	•	7	11	2 3/4 x 7 1/8 x 9 3/4	12

much smaller, power requirements are easily met with small batteries. A QRP transceiver is ideal for taking ham radio with you. You can easily carry a complete HF rig, including batteries, in a backpack. Hiking, camping or even white water rafting takes on a whole new meaning now that ham radio is aboard. There's also the possibility ham radio could save a life or two while you're out camping.

Battery power is all you need for worldwide communications from your home, too. In fact, most QRPers enjoy operating their gear from batteries. Solar power and QRP operation go hand-in-hand to supply all the energy requirements of even the busiest ham.

During a natural disaster, your QRP transceiver may be the only source of communications from the disaster area. During electrical outages, running your ham gear QRP style takes on a whole new meaning.

Getting Started

The best way to start in the fascinating world of QRP is to simply reduce your transmitter power a little bit at a time. This gets your feet wet without too much pain. You can make a contact at, say, 100 watts and then slowly reduce your drive until you're at only 50 watts. Drop the power down again, and then again. You'll really be surprised as to how low you can get before the signal becomes unreadable.

QRP is not push-button operating! If you're used to making a contact on one call, then an adjustment in thinking is in order. Anyone can work station after station, many times over, using less than perfect antenna systems with 100 watts. That's not so with QRP operating.

If you're used to getting 599 reports, you'd better be ready for lots of 349 and 239 reports. With 100 watts, you're always

59 on phone; with QRP, you'll be QRZ? QRZ? the station calling. Working WAS with QRP SSB is a real challenge! But, then again, many, many times, I've been 599 with 1 watt to the antenna. That's part of the thrill of QRP, you never know what will happen.

Efficiency is the Key to QRP

I know you've heard it before, about the guy who works DX with a set of old bed springs. Well, that's not going to cut it with QRP operation. You need the best antenna system you can muster up. Don't get me wrong, you don't need an antenna farm containing enough aluminum to build a B-52 to operate QRP successfully—but it wouldn't hurt, either!

“During a natural disaster, your QRP transceiver may be the only source of communications from the disaster area. During electrical outages, running your ham gear QRP style takes on a whole new meaning.”

Antennas are placed as high in the air as possible. Only the best quality feedline is used between rig and antenna. Resonant antennas instead of trapped multiband antennas provide the QRPper with improved efficiency. Anything you can do to increase efficiency will improve your chances of making a solid QSO.

Operating Hints

There are many techniques for successful low power operation. Sometimes one particular technique will work this time, and then fail the very next day. Here are some of the many techniques I've found to be helpful in keeping the logbook filled with QSOs.

Get to know the bands and how they operate. Use propagation aids to find out what band will be open and for how long. Why, you might even want to find out how to figure out the propagation charts in the back of 73. There are disks full of computer programs to help you determine the MUF, or Maximum Usable Frequency. Using these programs will improve your QRP score. If the bands are dead, you might as well heat up the soldering iron and work on a project; QRP and crappy bands don't mix together well.

Tune the band looking for stations calling CQ. Answering the loudest station sending CQ helps, too. Another method is tail-ending a QSO. You tune around until you find a QSO in progress. After

the two stations have signed, you call the loudest one. Most of the time you'll hear your call coming back. This is by far the most popular method of QRP operation.

If you only want to fill up your logbook, then work the state-side contests. The West Virginia QSO party will provide you with lots of quick QSOs. Why? Because you're an extra two points to the other station. You don't

have to be in the contest to work contest stations.

Here's a strange one. Check out dead bands for activity. You never know: I've heard DX stations calling CQ on supposedly dead bands. It only takes a few minutes to tune around the high end of 10 meters for a quick check, even if the computer says the band is dead.

Anyone Can Operate QRP

A different frame of mind is all that is needed. It's the idea of doing more with less. QRP operation is surprisingly easy, fun, and a whale of a good time. It may be exactly what you need to put some snap back into ham radio. 73

ONV SAFETY BELT CO.
P.O. Box 404 • Ramsey, NJ 07446
800-345-5634
Phone & FAX 201-327-2462

ONV Safety Belt With Seat Harness
\$89.95

OSHA
We Ship
Worldwide
Order Desk Open
7 Days/Week

ONV Tool Pouch \$15.95
Add \$4.00 For Handling VISA M/C CHECK

ONV Belt W/O Seat Harness
\$74.95

CIRCLE 102 ON READER SERVICE CARD

PERSONAL COMPUTER REPEATER CONTROLLER
PCRC™

Speaks for Itself

- ✓ Full Duplex Autopatch
- ✓ 911 Emergency Access
- ✓ Reverse Autopatch
- ✓ Voice Mail
- ✓ Voice/Tone/DTMF Paging
- ✓ Links
- ✓ Hardware Logic I/O
- ✓ Morse Code Practice
- ✓ Toll Restriction
- ✓ Voice ID's
- ✓ BSR X10
- ✓ Scheduler
- ✓ Programmable Courtesy Tones
- ✓ HF Remote Control
- ✓ Remote Base

PCRC/2 Combines the power of your XT/AT platform with a high quality play and record voice digitizer creating the ultimate repeater controller.

516-563-4715 *from \$695*

Fax: 563-4716 BBS: 286-1518

VISA M/C

CIRCLE 198 ON READER SERVICE CARD

MORSE CODE MUSIC!

SENSATIONAL NEW WAY TO LEARN CODE—Do Aerobics, Sing, Jog, or Drive while learning code! A fun & easy way to learn or retain Morse Code skills. Now the secret is yours with this amazing synchronized breakthrough! Great for Novice, Technician or the classroom. Order:

“THE RHYTHM OF THE CODE”
Version 2 cassette today!
Send \$9.95 and we'll pay the shipping to:

KAWA RECORDS
P.O. Box 319-ST
Weymouth, MA 02188

Check or money order only. We ship all orders within 5 days.
Overseas please add \$2.00 for air mail.
MA residents add 5% sales tax.

CIRCLE 2 ON READER SERVICE CARD

▼ ELECTROMAGNETIC FIELD METER ▼

Reduce exposure to potentially harmful electromagnetic fields. AlphaLab's handheld TriField™ Meter measures AC electric fields, AC magnetic fields and radio/microwave power density. Find ground faults, AC current wires or measure high-field generators with the **Magnetic** setting (.2 - 100 milligauss, 60 Hz); identify poorly grounded or shielded equipment, high VDT or fluorescent light fields, distinguish hot vs. ground wires with **Electric** setting (.5 - 100 kV/m, 60 Hz); measure antenna radiation patterns, leaky microwave ovens, etc. on **RF/microwave** setting (50 MHz to 3 GHz, .01 to 1 mW/cm²).

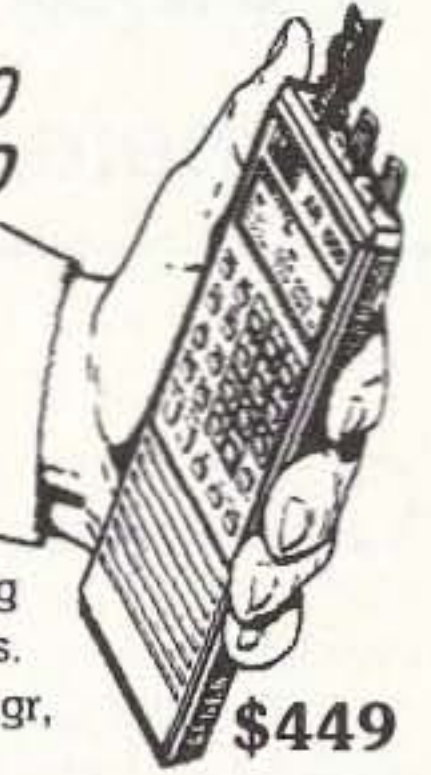
Electric and magnetic settings are omnidirectional, measuring full magnitude of fields without the need to reorient the meter. Price of \$145 includes delivery and one-year warranty.

AlphaLab, 1272 Alameda Ave, Salt Lake City, UT 84102
Call (801) 532-6604 for speedier service or free literature on electromagnetic radiation health risks.



AR1500
500KHZ TO 1300
MHZ. WITH BFO
AR1500. A **1000**

Channel Scanner with 500kHz to 1300 MHz coverage, & no cutouts. 10 search, 10 scan banks lockout on search & search&store. VFO tuning with AM/FM/WFM modes. With Ni-Cad batteries, Chgr, VHF Ant., and long wire antenna, case & belt clip. Limited time offer, not valid with any other specials. Only 5.95 shipping & handling anywhere in the 48 states. Call toll free and order this new unit!




\$449

Sell your product in 73 Amateur Radio Today
Call Dan Harper today. . . 1-800-274-7373

24 HOUR SHIPPING **ELENCO • HITACHI • B&K PRODUCTS** TO ORDER CALL TOLL FREE 1-800-292-7711
GUARANTEED LOWEST PRICES 1-800-445-3201 (Can.)


AFFORDABLE - HIGH QUALITY
2 YEAR WARRANTY



STANDARD SERIES
S-1325 25MHz \$349
S-1340 40MHz \$495
S-1365 60MHz \$849

- Features:**
- High Luminance 6" CRT
 - 1mV Sensitivity
 - X-Y Operation
 - Voltage, Time, & Frequency differences displayed on CRT thru the use of cursors (S-1365 only)
 - Plus much, much more
 - TV Sync
 - 2 - x1, x10 Probes
 - Complete Schematic

ELENCO OSCILLOSCOPES



DELUXE SERIES
S-1330 25MHz \$449
S-1345 40MHz \$575
S-1360 60MHz \$775

- Features:**
- Delayed Sweep
 - Automatic Beam Finder
 - Z Axis Modulation
 - Built-in Component Test
 - Plus all the features of the "affordable" series
 - Dual time base
 - Illuminated internal grid

Hitachi Compact Series Scopes

V-212 - 20MHz Dual Trace	\$399
V-525 - 50MHz, Cursors	\$995
V-523 - 50MHz, Delayed Sweep	\$949
V-522 - 50MHz, DC Offset	\$895
V-422 - 40MHz, DC Offset	\$795
V-222 - 20MHz, DC Offset	\$649
V-660 - 60MHz, Dual Trace	\$1,149
V-665A - 60MHz, DT, w/cursor	\$1,325
V-1060 - 100MHz, Dual Trace	\$1,395
V-1065A - 100MHz, DT, w/cursor	\$1,649
V-1085 - 100MHz, QT, w/cursor	\$1,995
V-1100A - 100MHz, Quad Trace	\$2,495
V-1150 - 150MHz, Quad Trace	\$2,995

B&K OSCILLOSCOPES

2120 - 20MHz Dual Trace	\$389
2125 - 20MHz Delayed Sweep	\$539
1541B - 40MHz Dual Trace	\$695
2160 - 60MHz Dual Trace, Delayed Sweep, Dual Time Base	\$949
2190 - 100MHz Three Trace Dual Time Base, Delayed Sweep	\$1,395
2522A - 20MHz / 20MS/s Storage	\$875

Digital Capacitance Meter
CM-1550B by Elenco
\$58.95
9 Ranges
1pF-20,000nF
5% basic acy.
Big 1" Display Zero control w/ Case

Digital LCR Meter
LC-1801 by Elenco
\$125
Measures:
Coils 1uH-200H
Caps 1pF-200nF
Res .01-20M

Digital Multimeter
DVM-638 by Elenco
\$39.95
11 Functions w/ Case

FLUKE MULTIMETERS

Scopemeters	(All Models Available Call)	70 Series	
Model 93	\$1,225.00	Model 70II	\$65.00
Model 95	\$1,549.00	Model 77II	\$149.00
Model 97	\$1,795.00	Model 79II	\$169.00
10 Series		80 Series	
Model 10	\$62.95	Model 87	\$289.00
Model 12	\$79.95		

Digital Triple Power Supply
Elenco XP-765
\$289
0-20V @ 1A
0-20V @ 1A
5V @ 5A
Fully regulated, Short circuit protected with 2 limit control, 3 separate supplies XP-660 with Analog Meters \$195

Video Head Tester
Elenco HT-200
\$44.95
Tells you if VHS head is defective or worn.

Digital Multimeter w/ Inductance & Capacitance
LCM-1850 by Elenco
\$75.00
Ten Functions

Color Convergence Generator
Elenco SG-250
\$89.95
Kit \$69.95
Finest in the industry 10 rock steady patterns RF & video output

Sweep/Function Generator with Freq. Counter
Elenco Model GF-8025
\$239
Sine, Square, Triangle, Pulse, Ramp
2 to 2MHz, Freq. Counter, 1-10MHz
Internal Linear & Logic Sweep

Function Generator Blox Kit
Elenco \$9600
by Elenco \$28.95
Provides sine, triangle, square wave from 1Hz to 1MHz AM or FM capability
\$26.95

XK-500 Digital / Analog Trainer
A complete mini-lab for building, testing, prototyping analog and digital circuits Elenco's Digital/Analog Trainer is specially designed for school projects, with 5 built-in power supplies. Includes a function generator with continuously variable, sine, triangular, square wave forms. All power supplies are regulated and protected against shorts.

- Power Supplies**
- Variable Power Supply
 - +1.25 to 28VDC @ 5 Amp (+1.25 to 15VDC @ 1 Amp)
 - +1.25 to -20VDC @ 5 Amp (-1.25 to -15VDC @ 1 Amp)
 - +12VDC @ 1 Amp
 - +5VDC @ 1 Amp
 - +5VDC @ 1 Amp
 - 30VAC Center tapped @ 15VAC @ 1 Amp

- Analog - Section**
- Function Generator Sine, Triangular, Square wave forms
 - Frequency adjustable in five ranges from 1 to 100KHz
 - Fine frequency adjust
 - Amplitude adjust
 - DC offset
 - Modulation FM-AM

- Digital - Section**
- Eight data switches
 - Two no bounce logic switches
 - 8 LED readouts TTL buffered
 - Clock frequency 1 to 100KHz
 - Clock amplitude SVPP square wave

- Breadboards**
- 2 breadboards, each contain 840 tie points (total 1,680)



Learn to Build and Program Computers with this Kit
Includes: All Parts, Assembly and Lesson Manual
Model MM-8000
\$129.00
by Elenco


Starting from scratch you build a complete system. Our Micro-Master trainer teaches you to write into RAMs ROMs and run a 8085 microprocessor, which uses similar machine language as IBM PC.

Elenco Wide Band Signal Generators

SG-9000 **\$119**
RF Freq 100K-450MHz AM Modulation of 1KHz Variable RF output
SG-9500 w/ Digital Display & 150MHz built-in counter \$239

WE WILL NOT BE UNDERSOLD
UPS SHIPPING: 48 STATES 5% OTHERS CALL
IL RES add 7.75% TAX
PROBES INCL ALL SCOPES & METERS

C&S SALES INC.
1245 ROSEWOOD, DEERFIELD, IL 60015
FAX: 708-520-0065 • (708) 541-0710



15 DAY MONEY BACK GUARANTEE
FULL FACTORY WARRANTY
WRITE FOR FREE CATALOG
PRICES SUBJECT TO CHANGE

CIRCLE 184 ON READER SERVICE CARD

1 ANTENNA = 9 BANDS

The GARANTENNA GD-6 dipole was tested and recommended by TCA (The Canadian Amateur, similar to QST) in June 1985. The GD-6 and GD-8 were tested and recommended as first choice in a test of three wire antennas by the CNIB (Canadian National Institute for the Blind). TCA and CNIB confirmed that the GARANTENNA GD antennas need no tuner on all bands tested.

MODEL BANDS	MAX LENGTH
GD-5	40-30-20-15-10 67'
GD-6	80-40-20-17-12-10 137'
GD-8	80-40-30-20-17-15-12-10 137'
GD-9	160-80-40-30-20-17-15-12-10 255'

Choose between 500W PEP or 2KW versions. Install as a horizontal dipole or an inverted-V. SWR usually better than 1.5:1. No tuner needed if properly installed. See letters from our ham customers in our data report. Our special GD-balun (500W or 2KW) matches the low impedance (50 ohm) coax feedline to the high impedance windom-type antenna. All GARANTENNA GD-windom dipoles come with a 3 year limited warranty and a 10 day money back guarantee. Write or phone for our free data report on all our GARANTENNA GD windom dipoles with technical data, actual SWR curves, customer comments and our low factory direct prices.

GARANTENNAS

721 River Street, Thunder Bay, Ontario
P7A 3S7
Phone 807 768 8164 FAX 807 768 9838

CIRCLE 392 ON READER SERVICE CARD

The Backpacker II

40 meter transceiver.

Tejas RF Technology
P.O. Box 720331
Houston TX 77272-0331
Telephone: (713) 879-9300
Fax: (713) 879-9494
Price Class: \$159.95 plus S&H

Operating QRP has always been a lot of fun for me. Operating QRP in the woods all by yourself, with a rig you built with your own hands, is a delight beyond words! You can join in the fun for yourself with the Backpacker II 40 meter transceiver from Tejas RF Technology.

The Backpacker II

The Backpacker II is based on the popular W7EL direct conversion receiver. The Backpacker II is an 1992 updated version using a doubly-balanced diode ring mixer. The Backpacker II has replaced the transistors used in the original version with low noise op amps. The results are outstanding! An improved method of frequency control is the heterodyne oscillator and mixer. In the Backpacker II, the VFO does not run at the same frequency as the transmitter. The VFO instead operates between 6.0 and 6.2 MHz in a Hartly oscillator configuration. This prevents RF from getting into the VFO and causing frequency shift or drift during key down. You get a 200 kHz segment of the 40 meter band with the VFO.

This method also allows the Backpacker II to operate on any single band (including 20,

17 and 15 meters) without losing stability due to VFO drift at the higher operating frequencies normally used in a direct conversion receiver. You could put the Backpacker II on any frequency by changing the output filters and tuned circuits. To make a band change, you'll need to change the crystal in the heterodyne oscillator and change the tuned circuit following the mixer. The tuned circuits in the amplifier stage will also need to be changed and the Backpacker II retuned. A band change kit is \$10 and includes the 11 parts required for a band change. In a way, the Backpacker II is really a monoband CW transceiver for 40, 30, 20, 17 and 15 meters. Of course, you can have only one band at a time.

A RIT circuit rounds out the VFO control scheme. The RIT control features a center-detent position allowing easy zeroing of the RIT. You cannot turn the RIT function off. The range of the RIT is +/- 1.5 kHz. There is a spot control to find your signal in the receiver's passband.

The Receiver

The Backpacker II uses the Mini-Circuits Labs TUF-1 doubly-balanced diode ring mix-

er. Along with this mixer, additional filters reduce interference from the 40 meter broadcast stations. If you've ever operated a direct conversion receiver on 40 meters at night, you'll really relish the front end in the Backpacker II.

A low noise amp is used as an AF preamplifier. The other half of the op amp acts as an active low-pass filter designed to allow fatigue-free CW listening.

SSB Sounds Good, Too!

An LM380 audio amplifier gives the Backpacker II plenty of audio to drive a small speaker. If you're used to a direct conversion receiver with a wimpy LM386, you'll be in for a nice surprise at the amount of audio coming from this little rig. You can get a maximum of 2 watts of audio into an 8 ohm load with the LM380. A speaker is not included in the kit, but there is room-a-plenty to add one to the case if you wish. A front-mounted 1/8-inch jack for a headphone is included. In fact, all the controls for the Backpacker II are mounted on the front panel.

A second op amp provides an active CW bandpass filter. The two-position CW filter provides a 180-cycle bandwidth on CW-1 and a 110-cycle bandwidth on CW-2. Both filters are peaked at 750 cycles. You can set the bandwidth to the wide position, effectively removing the filter from the audio line. With the filters out, the bandwidth is approximately 2.2 kHz wide. A sidetone is injected to the audio channel and its injection level may be set to your own liking. The sidetone volume tracks along with the audio control.

The Backpacker II uses differential keying. This is a fancy way of saying the rig shapes the CW signal and switches over to transmit before the RF reaches the antenna. The time sequence differential, keying properly and timely, performs several T/R functions. The Backpacker II keys very nicely. It has electronic QSK keying, making for silent QSK keying with no relay chatter breaking the quiet of the woods. The receiver draws 25 mA with no signal to about 100 mA with reasonable volume. The entire Backpacker II weighs in at a mere 23 ounces.

The Transmitter

The transmitter is made up of one driver stage and the PA. The VFO signal is applied directly to the driver via a trimmer. This pot can be used to set the output power of the




Photo A. The Backpacker II is at home in the woods. The 40 meter version is pictured here with a 10 watt solar panel and a 6.5 amp/hour gel battery providing the juice.

ALL ELECTRONICS

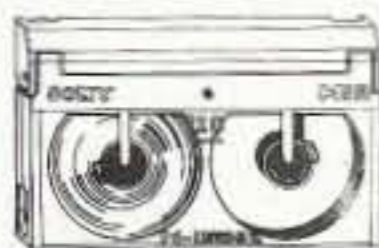
Courteous Service . Discount Prices . Fast Shipping

P.O. Box 567 • Van Nuys, CA 91408

(USED) "HI-8" VIDEO CASSETTE

8 mm Video Camcorder Users!

We have a new supply of these popular T-120 (120 minute) Hi-8 video cassettes. These are top quality, metal oxide cassettes that were used for a short time, then

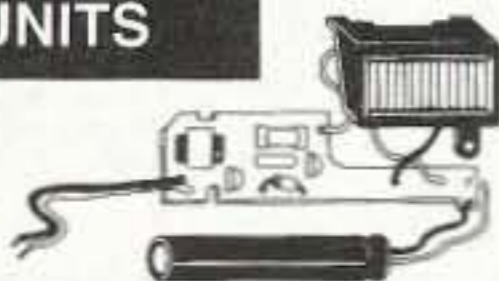


bulk-erased. Each cassette has its own plastic storage box. New, they would sell for considerably more than we're asking. We've sold thousands, and our customers love them. Try some now before they're all

\$3.00 each **10 for \$28.00**
CAT# VCU-8

FLASH UNITS


New compact flash assemblies from a U.S. manufacturer of cameras. Operates on 3 Vdc. Measures 2 1/2" x 1 1/4". Ideal for use as a strobe, warning light or attention getter. Includes hook-up diagram.



\$3.75 each
CAT# FSH-1

10 for \$35.00
100 for \$325.00

ULTRASONIC PROXIMITY DETECTOR



The ED-100 was designed for use as an auto/RV/truck back-up alarm. It consists of two computer controlled 40 kHz ultrasonic modules that attach to the back of a vehicle and warn the driver when the rear of the vehicle is within 14 feet of another object. A digital display that clips onto the rear-view mirror continually monitors the distance to the object. As the vehicle gets closer to the object, an audible signal beeps inside the car at increasingly closer intervals. There is also a visual indicator. The ultrasonic modules measure 5.81" long X 1.9" wide X 2.05" and have swivel mounting brackets. Operates on 12 or 24 Vdc. Includes instructions for installation. The units are all new, in original display cartons and as far as we know, in working condition. The company that originally marketed this device is no longer in business, and no manufacturer's guarantee is in effect. **We offer these ultrasonic detectors on an experimental basis only, and in no way wish to promote their usefulness as an aid to driving a motor vehicle.**

\$24.95 per set This unit originally sold for over **\$100**
CAT# ED-100

ORDER TOLL FREE
1-800-826-5432
CHARGE ORDERS to Visa, MasterCard or Discover

TERMS: Maximum order \$10.00. Shipping and handling for the 48 continental U.S.A. \$4.00 per order. All others including AK, HI, PR or Canada must pay full shipping. All orders delivered in CALIFORNIA must include state sales tax (7.25%, 7.5%, 7.75%, 8.25%, 8.5%). Quantities Limited. NO C.O.D. Prices subject to change without notice.

Call Or Write
For A Free
64 Page
CATALOG

Outside the U.S.A.
send \$2.00 postage.

MAIL ORDERS TO:
ALL ELECTRONICS
CORPORATION
P.O. Box 567
Van Nuys,
California
91408

FAX (818) 781-2653

CIRCLE 194 ON READER SERVICE CARD

Sophisticated repeater control solutions at affordable prices

FF-800 Repeater Controller

- All features remote programmable via DTMF or serial terminal interface (300 to 9600 baud).
- 5 user definable TX/RX ports.
- Control receiver input.
- Built-in autopatch with 250 slot autodialer.
- Control via telephone
- 8 logic outputs and 4 logic inputs.
- 64 macros for custom command sequences.
- Texas Instruments TSP53C30 speech synthesizer for clean, understandable speech.
- Digital level controls for receiver ports and tones.
- 8 user programmable courtesy tones.
- 8 voter logic inputs – select courtesy tone on last RX or most active RX.
- Battery backed real-time clock and scheduler.
- Available peripherals:
 - **FF-899** for IC901/900, Yaesu CAT, ICOM HF, Kenwood HF, and Doug Hall interface. (to be announced).
 - **FF-8070** Digital Voice Recorder – Playback voice ID's, function annunciators, and user mail box. Only \$275.00 plus S & H (includes 168 seconds of memory, expandable on board to over 10 min.)
- Transorb circuit protection on power and phone line.
- Plus much more! Only \$690.00 plus S/H.
- Optional 19" rack chassis with display \$225 plus S/H.

FF-8070S Stand-Alone Digital Voice Recorder/Repeater Controller

- Operates with any repeater controller or as stand alone unit.
- One repeater port and one link port.
- Optional autopatch interface (to be announced).
- CW ID or digital voice
- Programmable timers for time out, courtesy delay, and hang time.
- Up to 8 rotating DVR IDs and 4 rotating DVR tail messages.
- Mail box voice messaging system with user recorded prompts – can store up to 15 messages of 20 seconds each.
- Battery backup connector for user supplied battery for maintaining DVR tracks during power outages.
- 168 seconds of factory installed memory, expandable on-board to over 10 minutes.
- \$295.00 plus S/H. Additional memory; Call for price.

All products come with a 30 day money back guarantee and a 1 year warranty on parts and labor.

FF SYSTEMS

P.O. BOX 2363, ROLLA, MO 65401
(314)-368-3716

COD, Prepay, Check, MO

"AFFORDABLE REPEATER CONTROL SOLUTIONS"

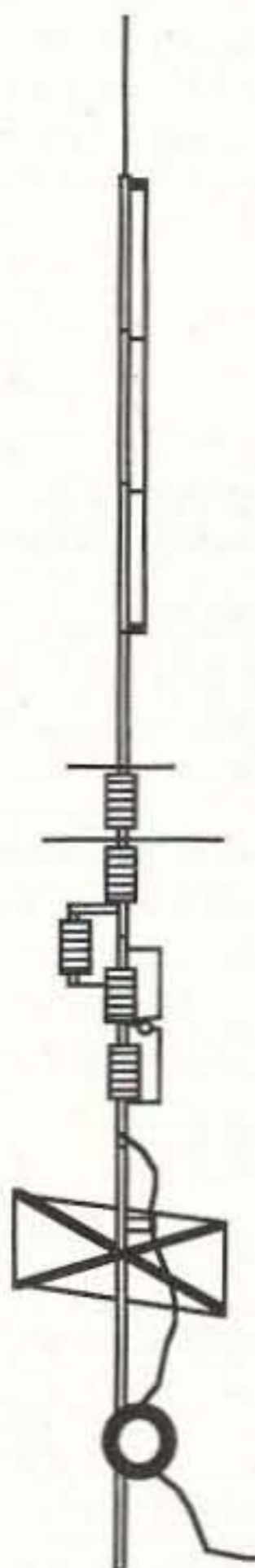
CIRCLE 344 ON READER SERVICE CARD

Sell your product in **73 Amateur Radio Today**
Call Dan Harper today. . . **1-800-274-7373**

A NO-RADIAL VERTICAL THAT COVERS 80 OR 75 METERS?

THERE'S ONE NOW!

No, we won't insult your intelligence by telling you that it's a "halfwave" or that ANY vertical will operate more efficiently without a good radial system than with one; it certainly won't! If you want expensive fairy tales talk to our competitors! If, however, you've no room for even the smallest radial system just install the most efficient multiband vertical in the business, the HF9V-X, over our counterpoise kit. You'll not only save a tidy sum but you'll work DX that the shorter and more lossy no-radial "halfwaves" can't touch because both the HF6V-X and HF9V-X use longer active element lengths for higher radiation resistance and greater efficiency on more bands than any of the so-called halfwaves. Ask for our free brochure for complete specs on all Butternut models and receive technical note DLS-1 "Dirty Little Secrets from the Antenna Designer's Notebook") that shows you how to calculate the probable efficiency of any vertical antenna using the manufacturer's own specs so you won't have to learn the truth the hard way!

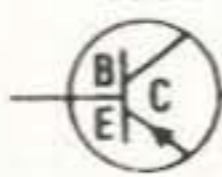


NEW!

Model HF9V-X (shown to the left) for 80/75, 40, 30, 20, 17, 15, 12, 10 and 6 meters.

NEW!

Model CPX counterpoise kit for Butternut models HF9V-X, HF6V, and HF6V-X; substitutes for ground or elevated radials. Self-supporting tubing bolts onto base of antenna. Mast not provided.



BUTTERNUT ELECTRONICS CO.

P.O. Box 1234, Olmito, TX 78575 (210) 350-5711

Backpacker II. A 2SC799 provides the bang for the transmitter. The Backpacker II will produce about 2 watts output on 40 meters, more than enough to provide worldwide communications. The PA is protected against high SWR by a 36 volt zener diode. The transmitter output is fed into a half-wave low-pass filter to suppress any harmonics. The transmitter requires 12-14 volts at 300 mA.

The transmitter uses an RCA phono jack for the antenna. Thinking Bill was just being cheap, I wondered why he did not use an SO-239—until I read through the manual. The silk-screen for the antenna jack is applied low enough to allow the builder to add an antenna jack of his choice. You can use a SO-239 or a BNC connector if you wish. Of course, you can always just use the RCA jack supplied for the antenna.

Putting It Together

My Backpacker II came already assembled and tested so I did not have the pleasure of building it myself. For those looking for a diversion for the weekend, the Backpacker II is going to make you feel right at home with the soldering iron. However, the Backpacker II is not for someone building their first kit. A good basic knowledge of soldering and knowing what a diode looks like and how this guy goes on the PC board is a must. All coils come fully wound and ready to be installed.

The case needs mentioning, too. It's solid 5052 aluminum with epoxy silk-screened letters. They're tough enough to be washed with Formula 409 and still remain on the aluminum. Thankfully, there are no holes in the cabinet for dirt, twigs or critters to move in.

There are many wires connecting the three PC boards together. It would be very easy to get messed up and put the wrong wire

in the wrong hole. A highlighter pen would be very useful in keeping track of what wire goes where.

The manual contains all you could ask for in getting your Backpacker II on the air. There's even a section on antennas. There is a complete parts list and a set of oversized PC parts placement diagrams. Full adjustment and set-up procedures are included. If you can't get it to work, there is also a troubleshooting guide to help you track down the trouble. The Backpacker II comes with a 90-day parts warranty.

Out in the Woods

Running the Backpacker II in the woods proved to be a lot of fun! I used a random wire for an antenna and a small Ten-Tec antenna matcher. A small 10 watt solar panel and a 6.5 amp/hour gel battery provided the power.

Using a high performance direct conversion receiver is hard to describe. Signals seem to POP out of a noiseless background. There are no birdies to contend with and no phase noise from a PLL to get in the way.




Photo B. Under the hood of the Backpacker II you can see the transceiver's three vital PC boards.

The time sequence differential keying proved very nice and the QSK worked quite well. With a nominal 1.5 watts out, there is enough bang to make things interesting without fretting about the batteries going flat.

I made contacts all up and down the East Coast using the Backpacker II. It's a solid 40 meter transceiver that I know you'll have a good time with. It's even more of a delight when you're working the world from your own stump in the woods. 73

MAKE CIRCUIT BOARDS THE NEW, EASY WAY



WITH TEC-200 FILM

JUST 3 EASY STEPS:

- Copy circuit pattern on TEC-200 film using any plain paper copier
- Iron film on to copper clad board
- Peel off film and etch

convenient 8½ x 11 size
With Complete Instructions

SATISFACTION GUARANTEED

5 Sheets for \$3.95 10 Sheets only \$5.95
add \$1.50 postage NY Res. add sales tax

The MEADOWLAKE Corp.

Dept. SE P.O. Box 497
Northport, New York 11768

ICOM® SPECIALIST

SALES AND SERVICE

Technician for 17 years with ICOM can revitalize your old equipment...or trade in for new.

CAP or MARS mod performed on purchases at no extra charge, if requested at time of sale.

SERVICE: \$50 per hour

NO MINIMUM * FAST TURNAROUND

ITECH

Lewisville West Center 701 S. I-35E, Suite 115
Lewisville, TX 75067
(NW corner I-35 & Fox Ave.)

Phone: 214/219-1490 * FAX: 214/219-1687

WA5WZD
Fred Palmer

WB5QCY
Bea Palmer

(Also service KDK & buy inoperative equipment)

CIRCLE 295 ON READER SERVICE CARD

Low-Angle Radiation and a Gigahertz of Coverage on VHF/UHF!

The FLYTECRAFT™ Model CFN



Listen for them on the air!

- The Model CFN is the ultimate compact, rugged antenna for 50 to 1.3 Ghz use. (Transmit from 144 to 1.3 Ghz)
- Average SWR - 1.5 across transmit range.
- Amateur radio licensees operate all bands - 2M, 220, 450, 900, and 1.2 Ghz
- Novices! Ideal for operation in 220 or 1.2 Ghz band for which you have privileges.
- Low vertical angle radiation
- Large capture area
- Rated 200W
- Use indoors or out: CFN is lightweight, but tough - withstands hurricane-force winds.
- Instant assembly - ideal for permanent, portable, or Field Day!
- Attractive, strong design. Unique, futuristic appearance. 23.25" high.

Built with pride & sold worldwide - FLYTECRAFT™ USA

FLYTECRAFT™ Model CFN ~ \$79.95

Send Check or \$ Order to: FLYTECRAFT™ P.O. Box 3141
Simi Valley CA 93093 - Add \$5.50 s/h continental U.S.

VISA/MC PHONE ORDERS Satisfaction Guar.

800-456-1273 M-F 9A-5P (PT) 805-583-8173

CIRCLE 251 ON READER SERVICE CARD

The RASER Revisited

How this superior HF dipole antenna can be improved.

by James E. Taylor W2OZH

The original article on the RASER ("The RASER: A Novel Wire Antenna System," by James E. Taylor W2OZH, *73 Amateur Radio Today*, September 1992) showed how a dipole can be extended to provide enhanced gain with a length much less than the normal two half waves in phase. This was accomplished without the need for either a high-impedance feedline or an external antenna tuner. Both end-fed and center-fed options were described. This article will show how I increased the gain of the RASER appreciably while using an improved coupler circuit, which also provides decreased feedline radiation.

The RASER Concept

The center-fed RASER for 75 meters is comprised of a dipole lengthened by self-resonant Divided Coherent Radiator (DCR) sections on either side of the center feed point. Since the RF currents in the adjacent DCR sections are essentially equal and in-phase, the antenna shown gives a power gain of roughly a factor of two over the normal figure-eight pattern of a classical dipole. Such a 20-section RASER is shown in Figure 1. Each DCR section is comprised of a chosen length of wire, which acts as an inductor, and a capacitor which, together with the inductor, forms a series resonant circuit. The wire length was chosen to be 57 inches and the corresponding capacitance was 750 picofarads. Figure 2 shows the scheme for mounting the capacitors, which were potted in insulating foam. I adjusted the antenna to resonance by changing the lengths of the two terminator wires and by selecting the capacitance in the coupler unit, shown schematically in Figure 3. The coupler unit used a bifilar-wound powdered-iron toroidal transformer for impedance matching. This 20-section RASER was used at W2OZH for over a year with outstanding results.

How Can the RASER be Improved?

Critical review of the above design gives rise to three constructive questions:

1. Could the common-mode shield radiation be decreased by placing the shield connection at the tap on the transformer, to bring it closer to the electrical center of the

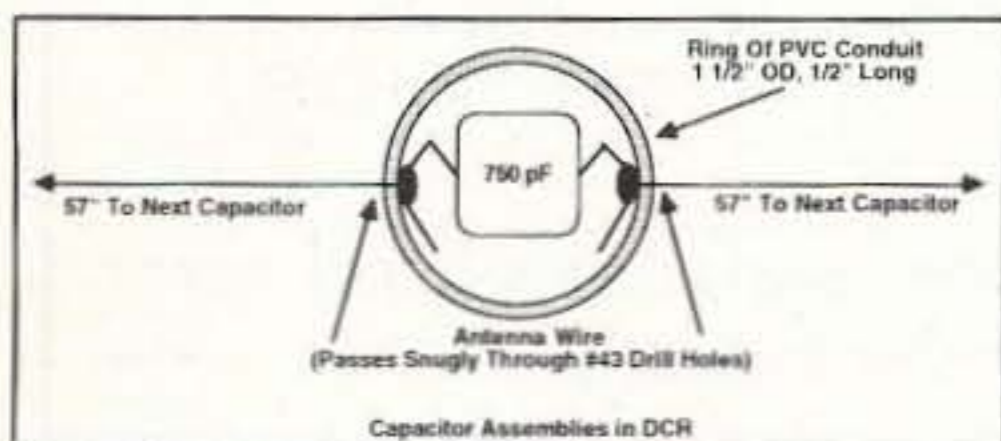


Figure 2. Capacitor assemblies in the DCR.

balanced radiator?

2. Could the capacitor in the coupler unit be eliminated by direct connection to the feedline?

3. Could the inductive component then remaining at the feed point be counteracted by increasing the capacitive reactance of the terminators, i.e. by shortening them? If so, can the number of DCR sections then be increased to improve the gain, without a net increase in the overall length of the antenna?

I investigated each of these possibilities, and made the following improvements in the design.

The Balanced Coupler Circuit

The previous coupler circuit, shown in Figure 3, which involves a simple autotrans-

former connection, can be redrawn as in Figure 4 to clarify ground relationships. Referring to Figure 4, the two halves of the RASER radiator naturally comprise a balanced symmetrical circuit with a virtual ground at the center. It is apparent that the shield connection is not isolated from RF ground and should ideally be placed at this center rather than at the right-hand side as shown. The unbalanced feed system shown does not discriminate against common mode coupling with its attendant feedline radiation. The circuit arrangement shown in Figure 5 would improve this situation by placing the shield connection electrically much closer to the natural virtual ground of the radiator.

I experimented with this change (Figure 5) and found that the RF current on the

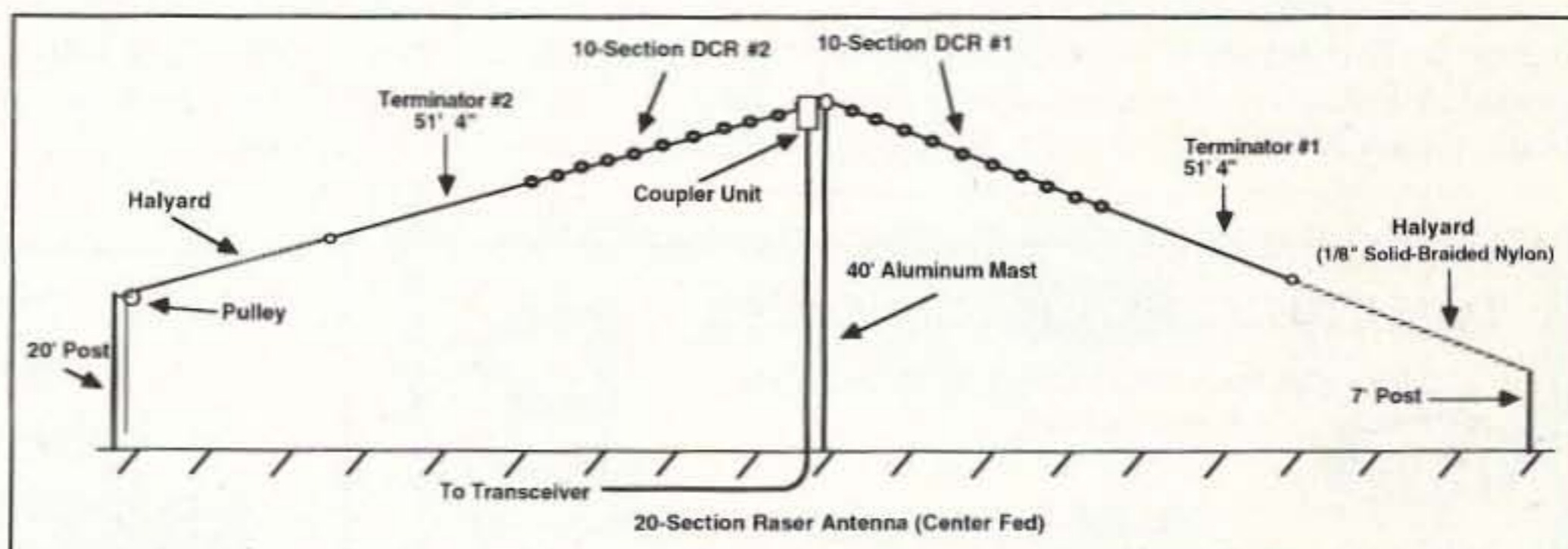


Figure 1. 20-section RASER antenna (center-fed).

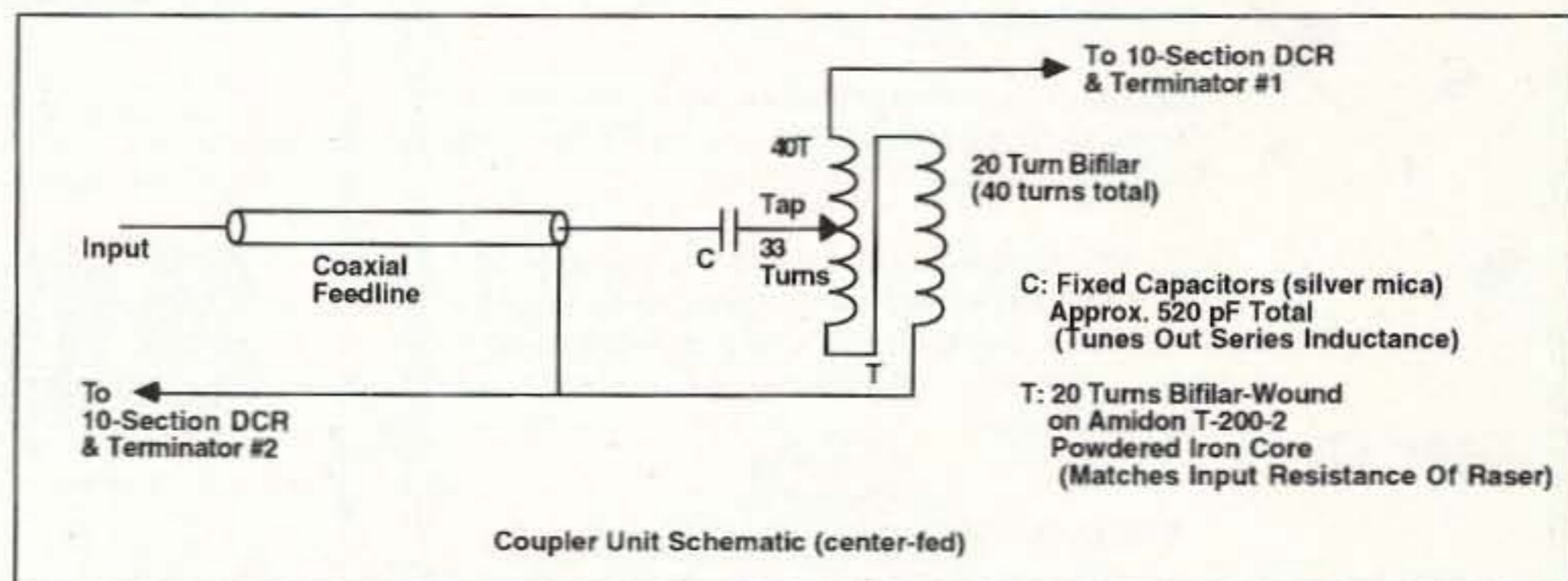


Figure 3. Coupler unit schematic (center-fed).

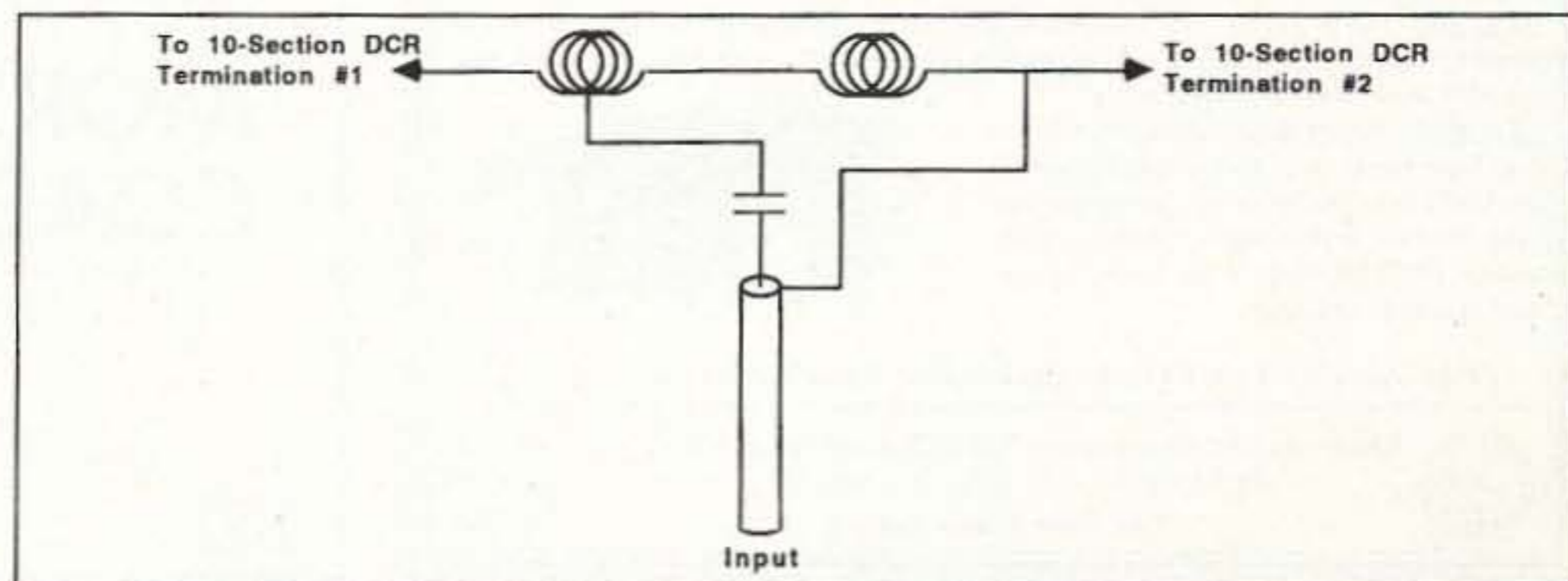


Figure 4. Original coupler unit (redrawn).

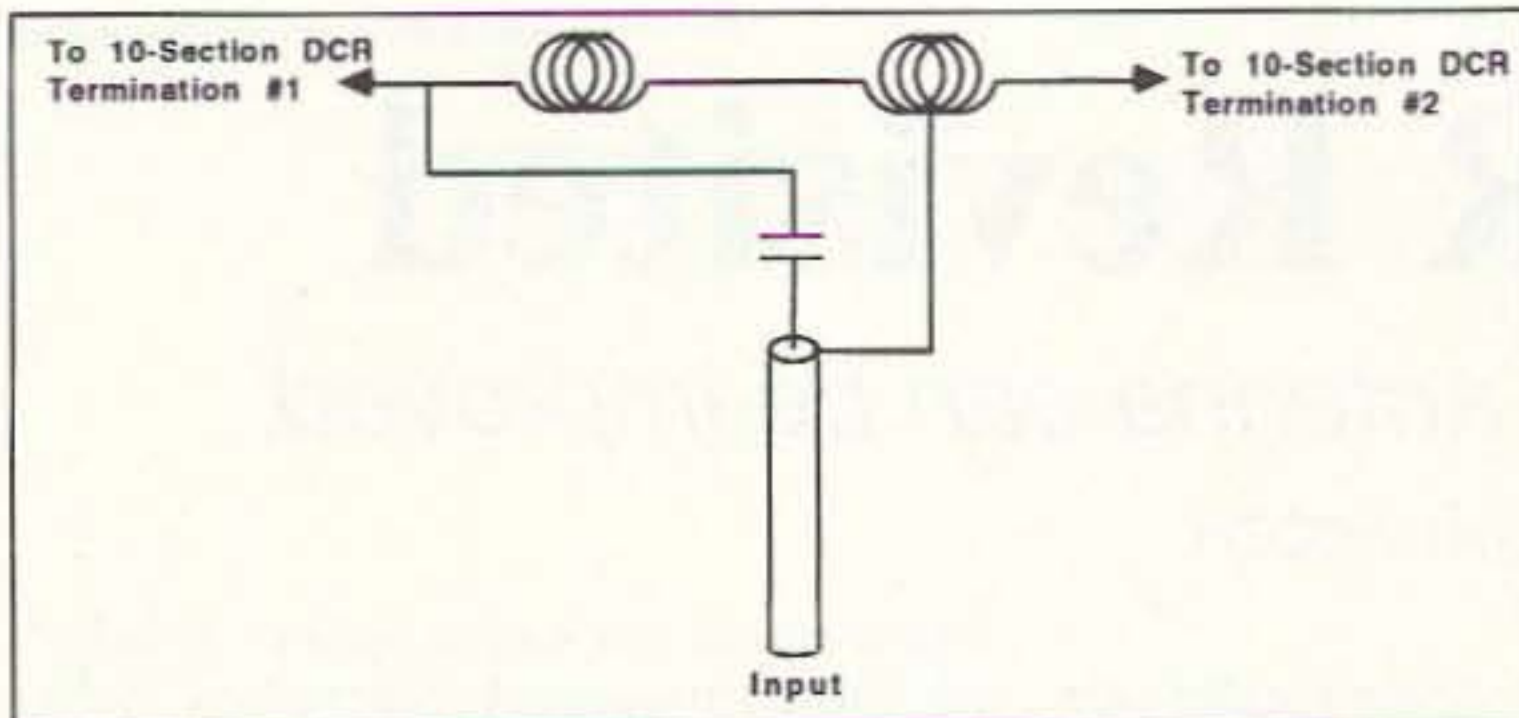


Figure 5. Original coupler unit—balanced input.

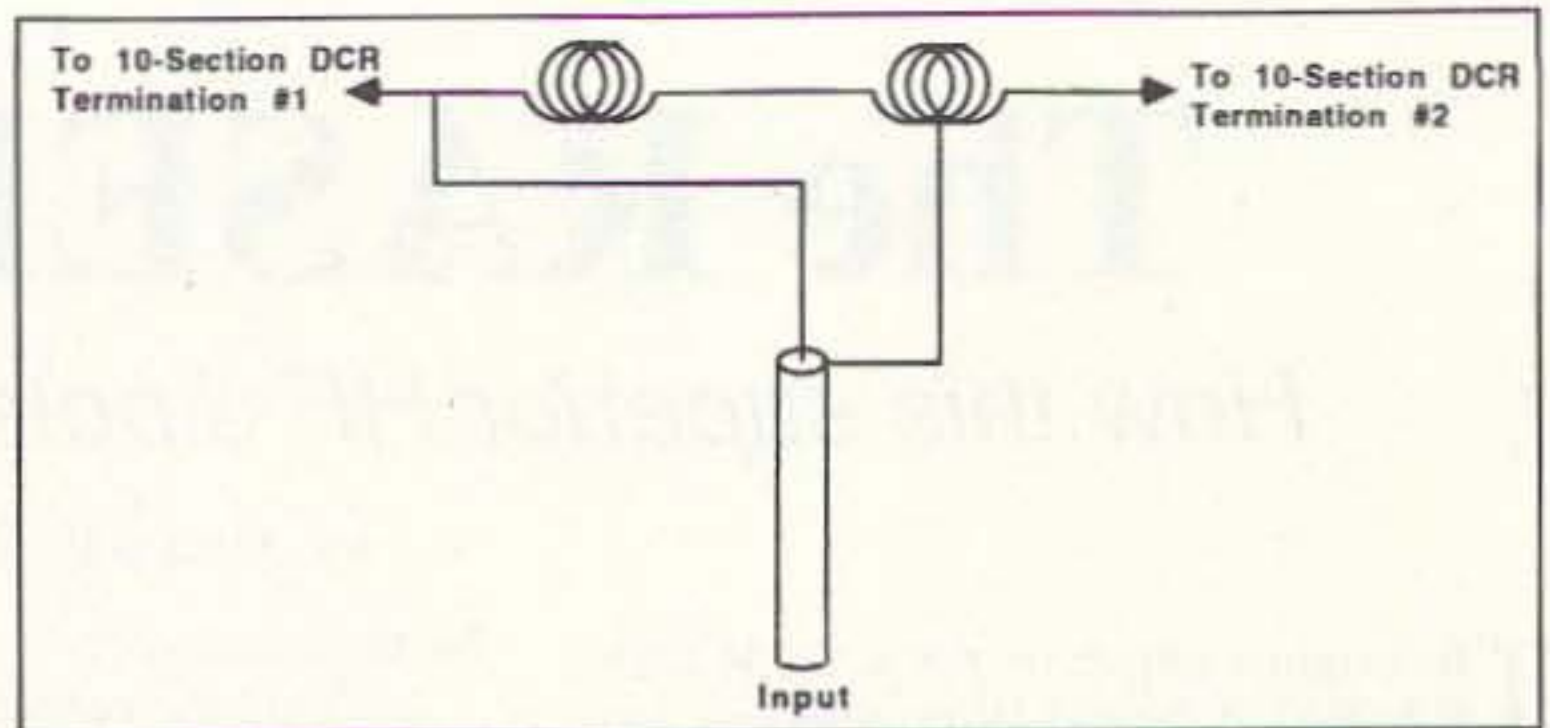


Figure 6. Improved balanced coupler unit (no capacitor).

shield of the coax, as measured by an MFJ Field Antenna Probe, was decreased substantially. Resonance measurements using a noise bridge led to changes in the value of capacitance required for resonance. This is consistent with the measured reduction of common mode coupling, further confirming that the answer to question 1 above is "yes." During these experiments I noticed a prominent resonance point some 100 kHz below the desired frequency of 3.953 kHz. This led to experiments answering questions 2 and 3 above.

Elimination of the Coupling Capacitor

As an experiment, I replaced the coupling capacitor by a direct connection, as shown in Figure 6. This leaves a substantial uncompensated inductive reactance at the feed point, which lowers the resonant frequency

of the system. The measured resonant frequency of the 20-section RASER with the terminator lengths of 51' 4" was lowered to below 3.7 MHz. Thus, the answer is "yes"—the capacitor can be eliminated.

Re-Resonating the Radiator

I then made the terminators incrementally shorter, which raised the measured resonant frequency of the radiator. Since the terminators had been made shorter I was able to add more DCR sections for greater gain without any increase of the overall space required. These experiments showed the desired deep resonance nulls on the noise bridge with very satisfactory bandwidth. Thus, the answer to question 3 above is also "yes"—the capacitor can be eliminated and the number of DCR sections can be increased.

Thus, the procedure which I followed was first to add DCR sections and then to adjust resonant frequency by changing the length of the terminators. I found that increasing the number of DCR sections to 12 on either side of center and changing the terminator length to 29 feet gave a deep resonance null (signifying a pure resistance) on the noise bridge at a frequency slightly above 4.0 MHz. This indicated that, for my available space of some 200', I could increase the number to 30 DCR sections (15' either side of center). The final RASER design is shown in Figure 7.

The Final Design Values for Two RASER Radiators

At W2OZH, a two-element phased array is used so it was necessary to optimize the

LOOK WHAT'S NEW FROM DAIWA

.....Have You Seen These Great NEW Products From Daiwa?.....



NEW



MH-200 - Lightweight, folding "personal stereo"-type single earpiece headset and flexible boom mic. Inline locking or momentary P.T.T. switch. Models for Kenwood, Icom, Yaesu and others.

ME-300 - Tiny in-the-ear headset with high quality tie-clip mic and inline locking or momentary P.T.T. switch. For Kenwood, Icom, Yaesu and others.

MD-400 - Compact, high quality gooseneck-type desk mic with P.T.T. and up/down buttons. Deluxe weighted di-cast base. Superb audio. Complete with attractive foam windscreen. Models pre-wired for Kenwood, Icom and Yaesu.


NEW

Compact, Full Duplex, GaAsFET Pre-amps!

DLA-25H - The perfect companion for dual band HTs while mobile! 25+W kick on either band w/ 200mW to 6W drive for solid repeater coverage. Front panel output meter, switchable, all-mode for CW/SSB.

DLA-50H - 50+W out on both 2 meters & 440MHz w/ 200mW to 15W drive. Plenty of power for those DX repeaters & reliable simplex operation. The perfect medium power dual band HT amp - and only from Daiwa!

DLA-80II - Heavy duty version, high power dual band linear amp. Full output (80+VHF, 60+UHF) from 3-25W drive - perfect for dual band HTs and mobile rigs!. All-mode operation for CW/SSB, built-in fan for continuous-duty operation and more!



From Daiwa At Your Favorite Dealer... See What You've Been Missing!



Electronic Distributors Co. • 325 Mill St. • Vienna VA 22180
•Ph.703-938-8105 •FAX 703-938-6911



Call Your Dealer Today!

Amateur Software and Hardware for the Commodore User

ART-1

ART-1: A complete interface system for send and receive on CW, RTTY (Baudot & ASCII) and AMTOR, for use with the Commodore 64/128 computer. Operating program on disk included. **\$199.00**

AIR-1: A complete interface system for send and receive on CW, RTTY (Baudot & ASCII) and AMTOR, for use with Commodore VIC-20. Operating program in ROM.

AIR-1

\$99.95

SWL

SWL: A receive only cartridge for CW, RTTY (Baudot & ASCII) for use with Commodore 64/128. Operating program in ROM. **\$69.95**

AIRDISK: An AIR-1 type operating program for use with your interface hardware. Both VIC-20 and C64/128 programs on one disk. **\$39.95**

AIRDISK


AIR-ROM: Cartridge version of AIRDISK for C64/128 only. **\$59.95**

MORSE COACH

MORSE COACH: A complete teaching and testing program for learning the Morse code in a cartridge. For C64 or C128. **\$49.95**
VEC SPECIAL **\$39.95**

G AND G ELECTRONICS
OF MARYLAND

8524 DAKOTA DRIVE, GAITHERSBURG, MD 20877
(301) 258-7373



CIRCLE 169 ON READER SERVICE CARD

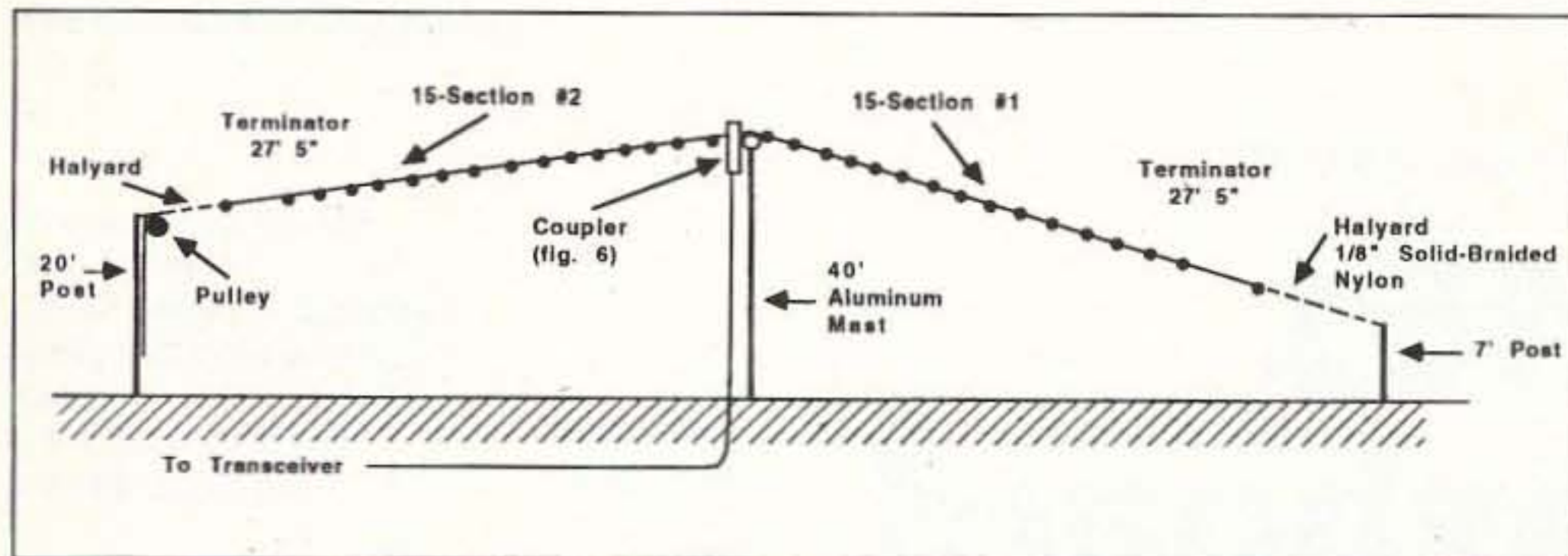


Figure 7. Balanced 30-section RASER—(center-fed).

lengths of two parallel RASERS. This simply involves adjusting the lengths of the two identical terminator wires until the desired frequency, in my case 3.9535 MHz, is approached. The final design values are shown in Table 1.

The differences between the two RASERS are probably due to the proximity of nearby buildings, trees, etc. However, these measurements indicate a level of variation to be expected in other installations of this outstandingly effective antenna.

Results

The experiments described produced the serendipitous results of a simplified design which yields improved performance. The use of a coupler connection which is balanced to ground measurably decreases the

feedline radiation due to common mode coupling. The elimination of the coupling capacitor simplifies resonance adjustment and the attendant shortening of the terminator wires permits the insertion of 50 percent more DCR units to further increase the gain of the radiator.

The modifications of the RASER described above were confined to the center-fed version because this configuration is suitable for my site. However, similar changes can be made in the end-fed arrangement. The procedure would only involve reversal of the input connections to the transformer in the coupler, elimination of the capacitor by direct connection, and experimental adjustment of the single terminator wire. All other adjustments should remain as described in the original article. Although the

Table 1.

Terminator Lengths	Tap Position	Resonant Frequency
27' 5" (east radiator)	25 turns	3.954 MHz
26' 2" (west radiator)	26 turns	3.948 MHz

parameters indicated above are for the 75 meter band, the design can be modified for any other band. This would involve using the steps of design described in the original RASER article, but scaled for the chosen frequency of operation. It would be interesting to see the performance of a RASER designed for, say, 20 meters, where a high gain, linear beam antenna could be realized for point-to-point DX communication.

I have now used the 30-section RASER design in a two-element phased array for several months with even better results than for the previous 20-section version. It is my perception that the directivity has been improved and the large capture area of the system for reception brings about a dramatic decrease in fading of the signals. Results experienced when I have occasionally worked QRP stations lead me to believe that this would be an outstanding antenna for that application.

I wish to acknowledge the patience of many hams who have given signal strength comparisons as I switched several available combinations of RASER elements. 73

UPDATES

Number 9 on your Feedback card

Nine to 10

Refer to the above article on page 56 in the July 1993 issue. KD4GRZ has pointed out a typo in the Parts List for the converter. The correct values

are as follows: C4 - 0.01 μ F, C7 - 0.01 μ F, C8 - 100 pF, C9 - 0.01 μ F, C10 - 10 μ F electrolytic.

Wayne is mad as hell ...and he doesn't want you to take it anymore!

Declare War!

On Our Lousy Government

Fed up with the mess in Washington?
The mess in your state capital?
Poverty, crime, our failing schools?
Wayne Green has solutions.
Clever solutions.

Wayne Green's unique reasoning is intriguing — even delightful. Whether you are horrified by his proposals or you embrace them, it is impossible to ignore the basic lesson he presents: It is time to bring logic — not emotions — to bear on America's dilemmas. His spin on America in the 90's helps us to understand how simple the seemingly complex issues are. All it takes is looking at them from an entirely new viewpoint.

Now available in one complete volume, *Declare War!* is full of thought provoking ideas and solutions to some of the most difficult problems facing our country today. **Regular price: \$12.95**

Special For 73 Readers

Only—\$10.00 (plus \$3.50 shipping & handling)

Order Toll-Free: 800-234-8458

INTRODUCING THE UNIVERSAL M-400

A totally new concept in code / tone readers!



- A RTTY-reader and tone-decoder in one!
- Easy to read two-line 40 character LCD.
- No computer or monitor required.
- Baudot
- SITOR A/B
- ASCII
- Swed-ARQ
- FEC-A
- FAX
- POCSAG
- GOLAY
- ACARS
- DTMF
- CTCSS (PL)
- DCS (DPL)

Forget the limitations you have come to expect from most "readers". The self-contained Universal M-400 is a sophisticated decoder and tone reader offering an exceptional range of capabilities. The SWL will be able to decode Baudot, SITOR A & B, FEC-A, ASCII and SWED-ARQ. Weather FAX can also be decoded to the printer port. The VHF-UHF listener will be able to copy the ACARS VHF aviation teletype mode plus GOLAY and POCSAG digital pager modes. Off-the-air decoding of DTMF, CTCSS (PL) and DCS is also supported. The M-400 can even be programmed to pass only the audio you want to hear based on CTCSS, DCS or DTMF codes of your choosing. The M-400 can run from 12 VDC or with the supplied wall adapter. The American-made Universal M-400 is the affordable accessory for every shortwave or scanner enthusiast. **Only \$399.95 (+\$6 UPS).**

Universal Radio
6830 Americana Pkwy.
Reynoldsburg, OH 43068

- ◆ Orders: 800 431-3939
- ◆ Info.: 614 866-4267

FREE CATALOG

This huge 100 page catalog covers everything for the shortwave, amateur and scanner enthusiasts.

Request it today!

73 Review

by Steve Katz WB2WIK/6

The MFJ-451 Morse Keyboard

A perfect fist, right out of the box.

As an avid CW operator who uses this albeit archaic mode more than any other, I was overjoyed to see MFJ introduce their new MFJ-451 Morse Keyboard; finally, an affordable, state-of-the-art product that will fit into nearly anyone's station and budget! Even better, this item is almost totally self-contained and requires no connection to a computer to make it work, allowing die-hard CW ops like me to take it portable. (I say "almost" self-contained because it does require a source of 12 VDC power and cannot be operated from an enclosed battery—too bad. Its current consumption of about 250 mA DC—3 watts!—would not allow a little 9 volt Duracell or Energizer to last very long, anyway.)

I don't know about you, but I'm really turned off by new products that take hours of

set-up time and pouring through instructions to operate. This is probably why I only use computer software that is so intuitive it requires no more than loading in a disk to get going. The MFJ-451 is perfect for those of us who like to just "plug and play." Although it is supplied with a well-written, nine-page instruction manual, reading the instructions is *not* prerequisite to using the keyboard as soon as you take it out of the box. I had mine on the air within about two minutes after the UPS shipment arrived!

The MFJ Morse Keyboard is actually two items: The keyer, which is enclosed in a tiny 1-1/4" x 3-1/4" x 4-1/4" (HWD) black metal case that also contains the power ON-OFF switch, sidetone monitor volume adjust control and monitor speaker; and the keyboard,

which is a standard PC-AT keyboard with a normal five-pin DIN connector (just like any PC keyboard). The keyboard supplied by MFJ is made by Mitsumi Electric Co. in Malaysia and is of very high quality with an excellent "feel," but *any* AT keyboard will work as well. The manufacturer warns that use of an XT keyboard, or using an AT keyboard switched to the "X" mode, will *not* work and may even damage the keyer, so if you don't already have an AT-type keyboard, I'd surely recommend using theirs. Although there are other differences, an AT keyboard is most easily recognized by its row of 12 function keys (F1-F12) across the top, above the standard typewriter keys. (XT keyboards ordinarily have just 10 function keys F1-F10, located on the left-hand side of the keyboard,



Photo A. The MFJ-451 Morse Keyboard Keyer is primarily a keyboard, as you can see. The keyer electronics is all inside the tiny black box. The front panel contains only a volume control, status indicator LED, and sidetone volume control.

arranged in two vertical columns.)

The keyboard supplied by MFJ with the Model 451 keyer has abbreviated operating instructions describing the 12 function key operations printed on a label placed in the upper-right corner of the keyboard. A key overlay or a long label placed above the 12 function keys might be nicer, but this thing is easy to get used to, and once you've used it for an hour or so, there's no longer any need to refer to the label, anyway.

The keyer unit itself is so small and lightweight that it could probably be "velcro" attached to most rigs in an out-of-the-way location. You really don't need to access its two controls (ON-OFF and sidetone monitor volume level) at all if your transmitter or transceiver has its own sidetone and you switch power to the keyer along with your radio. Although MFJ doesn't mention this in their instructions, you could also run the keyer off a regulated source of 5 volts DC with a minor rewiring job internally: Just rewire the "output" terminal of the 7805 regulator chip U5 to the "DC input" jack on the rear panel of the keyer, and it will run on 5V; however, if you do this, be sure to *never* connect that jack to a higher-voltage source, or you'll risk destroying the 80C32 keyer chip U1!

The keyer has just five rear-panel connections: Keyboard In (five-pin DIN), Power In (12 VDC, using a standard 2.1 mm coaxial plug with center positive); Paddle In, which allows use of a conventional three-terminal electronic keyer paddle, should you decide at some times to not use the keyboard (3.5 mm stereo "mini" phone plug); External Speaker Out, to override the internal monitor speaker (standard 3.5 mm monaural "mini" phone plug); and Keyer Out, which is the keyed line to your transmitter (RCA phono plug). The keyer output can be arranged to key both positive and negative-polarity transmitters and comes factory-wired to support positive-keyed solid-state transmitters. MFJ calls this "direct" keying (as opposed to "grid-block" negative keying, used in many older, tube-type rigs) and uses a VN10KM power FET as the internal keying switch—a good choice of device for the application.

Like all keyboard keyers I've seen, the keyer uses a buffer between the keyboard and the keyed output line, so you can "type ahead" of your actual sending speed, up to a maximum of 200 characters. Adjusting the keyer sending speed to be precisely the same as your typing speed will result in "real time" sending, which is very tricky at best and leads to jerky-sounding sending. It is much better to set the sending speed to be somewhat slower than your actual typing speed, and use the "type ahead" buffer to take up the slack. Since I type at 75-80 wpm (375-400 characters/minute), and nobody can really copy code that fast, I found it convenient to set the sending speed (accomplished by depressing F3 and then typing a two-digit speed from "05" to "99" wpm) at a normal conversational rate of maybe 20-30 wpm. Then I happily type away at my more comfortable, faster speed. For a real typist, this takes no getting

used to at all, but for a "hunt and peck" typist, this might take a bit of self-training.

To let you know that you're running out of buffer memory, the keyer sidetone frequency lowers in pitch when the buffer is filled to 180 characters. When the 200-character buffer is completely filled, the sidetone will sound an error message with all additional keystrokes. Pressing the "escape" key (ESC) on the keyboard while it is sending your type-ahead message will immediately stop the keying and clear the buffer. Pressing the "pause" key (upper right-hand corner of the AT keyboard, next to "scroll lock") will stop the message, allow you to insert additional text using a paddle key, and *not* clear the remaining buffer memory; then, pressing the "escape" (ESC) key will continue playing the buffer memory where it left off before pressing "pause."

In addition to the sending speed being adjustable by keyboard command as described earlier, additional adjustments may be made for sidetone frequency (F2); keyer weighting (F4); two 100-character messages which may be preprogrammed (F5 and F7); playing the contents of those two memories (F6 and F8); putting your transmitter into the "tune" mode



Photo B. The rear panel of the MFJ-451 keyer box contains I/O ports for: 12 VDC in; keying output; external speaker; paddle input; and keyboard input.

by sending continuously (similar to closing a hand key) by using another function key (F1); and even converting the keyboard space bar to a hand key (F12). When you're entering text into one of the memories, your keying sounds on the local sidetone monitor but the keyer does *not* key your transmitter. Another way to practice using the keyboard while it is connected to your transmitter, when you want to hear what you're keying in on the sidetone speaker but don't want the keyer to actually send a signal over the air, is accomplished by using the Key Output Disable function (F9). Two other function keys, F10 and F11, are used for serializing messages, such as would be required in the ARRL Sweepstakes and some other contests.

The MFJ Morse Keyboard is set up to send not only regular alphanumeric characters (A-Z and 0-9), but many amateur radio prosigns as well. These include popular prosigns like BT (double dash, used between thoughts instead of a period); HH (eight dits, used to indicate "error"); AS (standby); AR (end of transmission); SK (end of contact); as well as

many not-so-popular ones like AL (new paragraph); SX (dollar sign, \$); KN (response expected from one station only, directed) and so forth. To use the prosigns effectively, one must pretty much memorize which single key sends them. For example, BT is sent by using the = (equals sign) key; the error message (eight dits) is sent by using the @ key; AS is sent by using the & (ampersand) key, etc. Some of these prosign assignments aren't particularly logical and it takes some getting used to, but the limitation is the AT keyboard, of course. Again, a keyboard overlay provided by MFJ might help users remember these key assignments. Regular punctuation signs like . (period); , (comma); / (slash bar, used to indicate portable operation); and ? (question mark) use the regular keys that are so labeled.

The MFJ-451 also includes three "embedded command" functions which are addressed with two keystrokes rather than a single one. For the embedded commands, CTRL (the Control key, located at the lower left and right of the AT keyboard, below the SHIFT keys) is used along with the keys for L, P or S, depending on which embedded command feature you are using. CTRL-L creates a repeated message, like a beacon identification or a CQ, which, after addressed, will play repeatedly until stopped by pressing ESC (escape). CTRL-P allows the insertion of a timed pause within a message. CTRL-S allows the insertion of a sequential serial number within a message, and, to avoid wasting time, sends the letter "N" for nine and a "T" for zero, just like experienced CW operators do. These functions are all quite handy.

The message memories addressed by F5 and F7 (and played back by F6 and F8) are limited to 100 characters each, which is more than sufficient for anything I could think of. So that you needn't count characters when programming these memories, the sidetone pitch lowers in frequency when you type past 90 characters, letting you know you only have 10 characters left in memory.

The Morse Keyboard operates as naturally as a typewriter and does not require a lot of thinking during operation. If you make a typing mistake, simply press the BACKSPACE key and the keyer will erase the last character typed and allow you to make a correction. The space bar inserts a word break space in the text, just like you are used to doing with a typewriter or word processor. The SHIFT key enables upper case characters if applicable. (In alpha text, the SHIFT does nothing; but punctuations and prosigns can be addressed and changed with the SHIFT key.)

How does it work on the air? Like a dream. As I said, this product takes literally zero familiarization period for an experienced typist, and operates intuitively enough for immediate use right out of the box. I didn't get around to reading the instruction manual—which is imprinted with the bold warning "Always Read All Instructions Before Operating New Equipment" on its cover—until after my first couple of dozen QSOs. This is the perfect device for those who, like me, enjoy instant gratification

with a new "toy." Because I hadn't used any kind of keyboard keyer in years, I was just a bit shaky during my first few contacts and sent apologies in advance for any mistakes I might make: "Bear with me, OM, I'm using a brand-new keyboard keyer, so pardon my sending." No excuses were necessary, though, as I had it all under control right from the start. Everyone complimented my wonderful "fist," although I wasn't doing anything, just happily typing my thoughts on a keyboard as I've done since I was a kid in grade school.

Dream On Department

When a product is this easy to use and so reasonably priced, I feel badly about asking for anything more. But nothing is perfect, and we hams are impossible to please, so here goes. The MFJ-451 does not make use of the numeric keypad on the right-hand side of the AT keyboard, so numbers must be sent using the numeral keys on the main QWERTY keyboard (top row). For those of us who are really used to using calculators, this is a tiny handicap: I'd rather use the numeric keypad and wish it were enabled by the MFJ firmware. Next, rather than two 100-character memories, I'd rather see four or five smaller memories. I never have anything so brilliant to send that it would require 100 characters, but I might want to use a bunch of smaller

memories in a contest. Example: For contesting with a normal memory keyer (and paddle), I often load one memory with "WB2WIK;" another one with "QRZ? DE WB2WIK;" another with a full-length (3 x 3) "CQ;" another with a short (1 x 1 or 2 x 2) "CQ;" another with a brief contest exchange like "TU 599 03 DE WB32WIK BK;" another with a slightly different contest exchange like

"The MFJ-451 is the cat's meow (am I aging myself?) and definitely the thing for avid CW ops, or even casual operators who enjoy CW but are tired of banging away on a key."

"CFM TU UR 599 03 DE WB2WIK BK;" another with "CFM (or QSL) TU 73 DE WB2WIK QRZ?" and so forth. I'm used to this format, as most CW testers are. Lastly, I wish the MFJ-451 didn't consume so much DC current and could be operated from a 9V battery so it would be a true stand-alone unit for portable work. (It does work on 12V, so most portable operations can support it, but this means another DC power cable, another set of connec-

tions, etc.) Note: For home station operation, MFJ does sell a "cube" type power supply, the MFJ-1312B Power Adapter. Many hams will already own such an accessory.

Wrapping Up

The MFJ-451 is the cat's meow (am I aging myself?) and definitely the thing for avid CW ops, or even casual operators who enjoy CW but are tired of banging away on a key. If you're a reasonably good typist, it will give you a perfect "fist" which can be tailored to suit your liking. For the price, I can't believe every ham who ever operated CW won't want one. The MFJ-451 is available from authorized MFJ dealers (which are everywhere) and its suggested retail price is only \$89.95. MFJ's address is P.O. Box 494, Mississippi State, MS 39762. They have two unique customer service programs: (1) If you are interested in any MFJ product, they will send you the owner's manual on request, free of charge; (2) If you buy a product and need technical assistance with it, they have a toll-free help line, which is (800) 647-8324. MFJ has come a long, long way from their start as a little company producing inexpensive ham accessories and I must commend them for growing rapidly and greatly expanding their product line, manufacturing all products in the U.S., and still remaining competitive in this very aggressive marketplace. 73

RF ENTERPRISES

TO ORDER: 1-800-233-2482
Service & Info: 218-765-3254 Fax: 218-765-3308

Complete Inventory

<p style="text-align: center; margin: 0;">ANTENNAS</p> <p style="margin: 0;">TELEX/hy-gain CUSHCRAFT DIAMOND</p>	<p style="text-align: center; margin: 0;">TOWERS</p> <p style="margin: 0;">ROHN HY-GAIN ACCESSORIES</p>
---	--

YAESU ICOM MFJ AEA

<p style="text-align: center; margin: 0;">BELDEN COAX:</p> <p style="margin: 0;">9913 Low loss; 50 ohm. RG-213/U (8267) 50 ohm. Mil-spec. RG-8/U (8237) 50 ohm RG-8/U (8214) 50 ohm. Foam. RG-8X (9258) 50 ohm; foam Don't settle for less than the best</p>	<p style="text-align: center; margin: 0;">ASTRON POWER SUPPLIES</p> <p style="margin: 0;">RS-4A RS-7A RS-12A RS-20A RS-35A RS-50A RS-20M RS-35M RS-50M VS-20M VS-35M VS-50M CALL US FOR YOURS!</p>
---	--

COPPERWELD ANTENNA WIRE:
Solid: 12 ga.; Solid: 14 ga.; &
Stranded 14 ga. Cut to your specs.

ROTOR CABLE:
Standard (6-22, 2-18)
Heavy Duty (6-18, 2-16)

Call for
used
equipment

We stock Amphenol Connectors
Connectors Installed! Jumpers & custom cable assemblies.
Call or write today! We ship worldwide.


VISA Mastercard
Prices subject to change without notice.
Shipping additional except as noted.
Returns subject to 20% restocking fee.
No antenna or tower returns.

RF
ENTERPRISES

HC 86 Box 580
Merrifield, MN 56465

CIRCLE 171 ON READER SERVICE CARD

CAN YOUR ANTENNA SOFTWARE DO THIS?



Easy to use Quickyagi does this and everything else that you'd expect from a high performance yagi optimizer/design program, and does it with... **Blazing Speed!**

High accuracy Great for VHF/UHF

For AT/AT WE409 & Graphics • Co-Pr optional

ONLY \$39.95

Add \$3.00 S&H to orders outside USA
US Check or MO • 3.5 or 5.25 floppy
Az orders add 5.5% • SASE for info

Quickyagi

RAI Enterprises (602)848-9755
4508 No. 48th Dr. Phoenix, AZ 85031

DIGITAL VOICE MAIL

MAKE YOUR REPEATER MORE USEFUL
GIVE IT A UNIQUE PERSONALITY

- Record all prompts and messages in any voice, accent or language
- Use voice mail menus for club bulletins and operating instructions
- Detect Emergency Long Tone Zero
- Leave messages in individual voice mailboxes
- Radio burglar alarm

Call toll-free for information package:
1-800-563-5351 or direct: 1-604-820-1162

- one month unconditional warranty
- one year, parts and labour
- Computer Board and Software - \$259

DIGITAL Communications Inc.

8946 Shook Road, R.R. #4, Mission, B.C., Canada, V2V 5M2

CIRCLE 181 ON READER SERVICE CARD

COMTELCO INDUSTRIES

Take Your H.T. Mobile! **MAGNET MOUNT** 19.95

Dual Band Mobile
140 mhz, 440 mhz
or
Multi-Whip Mobile
140 mhz, 220 mhz, 440 mhz

150 Watt Power Rating
Supplied with 12ft of RG58 Coax
Choice of BNC or PL259 Connector

1-800-634-4622

Quality products Made in the U.S.A.
COMTELCO INDUSTRIES INC.
501 Mitchell Rd., Glendale Hts., IL 60139

CIRCLE 15 ON READER SERVICE CARD

WEFAX

New Products for Weather Satellite Reception on 1691 MHz

1691 MHz Downconverter

Model 1691A, 1691 MHz in -137.5MHz I.F.,
Rev Noise figure = 1.2dB
Rev Gain = 25dB - PWR 12-14VDC @200MA
Assembled and tested.....**Special \$275**

1691 MHz Preamp

Model 1691 LNAWP, 1600-1700 MHz
Noise Figure = .8dB - gain = 25dB
Totally weatherproof housing. Type 'N' Connectors.
.....**Special \$120**

1691 Mhz Loop Yagi

Model 1844LY, 44 Elements, Gain 20+ dBi, length 9 foot,
type 'N' connector.....**Special \$99**

Write for FREE catalog.

DOWN EAST MICROWAVE

RR 1, Box 2310 Troy, ME 04987-9721 USA
Phone (207) 948-3741 Fax (207) 948-5157

A New Look at a Simple VFO/Exciter

Stable tuning with minimal parts.

by Ken Cornell W2IMB

Some 20 years ago many experimenters became interested in the low frequency experimenter's band. To work this band, which ranges from 160 to 190 kHz, many so-called "LOWFERS" used self-excited oscillators to avoid the high cost of low frequency crystals.

As receiving techniques improved, including the use of extremely sharp filters, a stable transmitting frequency became necessary for serious communications.

When the CMOS 4000 series of Binary Ripple Counters (frequency dividers) became available, they permitted us to use high frequency crystals for control and provided divider outputs into the 160 to 190 kHz band. The 4024 and the 4040 were popular ICs using crystals in the 5120 to 6080 kHz range; using the "divide by 32" output would put you into the band. The frequency limitations on these CMOS 4000 series was 6 to 7 MHz.

Some years ago, the high speed 74HC series and 74HCT4000 series became available and these had an operational range up to 50 MHz. The pinout of the 74HC4024 and the 74HC or 74HCT4040 are identical to their CMOS 4020 and 4040 counterparts, with the exception that their operational voltage is 6

for 160 to 190 kHz. In this case, any drift in the oscillator would be lessened by 128 times. The end result was an extremely stable signal.

Next came the thought: Why not use this same principle to build a 160, 80 and 40 meter VFO/exciter? By using VFO tuning from 27.2 to 32 MHz, and by using "divide by 16" for 160, divide by 8 for 80 and divide by 4 for 40 meters, a stable VFO emerged.

Construction

I breadboarded several circuits and ended up with the version shown in Figure 1.

I intentionally used easily available disc ceramic capacitors to see how stable the VFO would be. Normally, silver micas and NPOs would be called for in a VFO. However, I was quite pleased with the stability after a short warm-up.

Since the oscillator is operating at a higher

"Due to the light coupling and apparent stable load on the oscillator with the key in either the up or down position, keying is very clean."

volts maximum, making them ideal for operating with a 5 volt regulator such as the 7805.

I got the idea of using a 74HCT4040 with a VFO operating in the 20.48 to 24.32 MHz range and using the "divide by 128" output

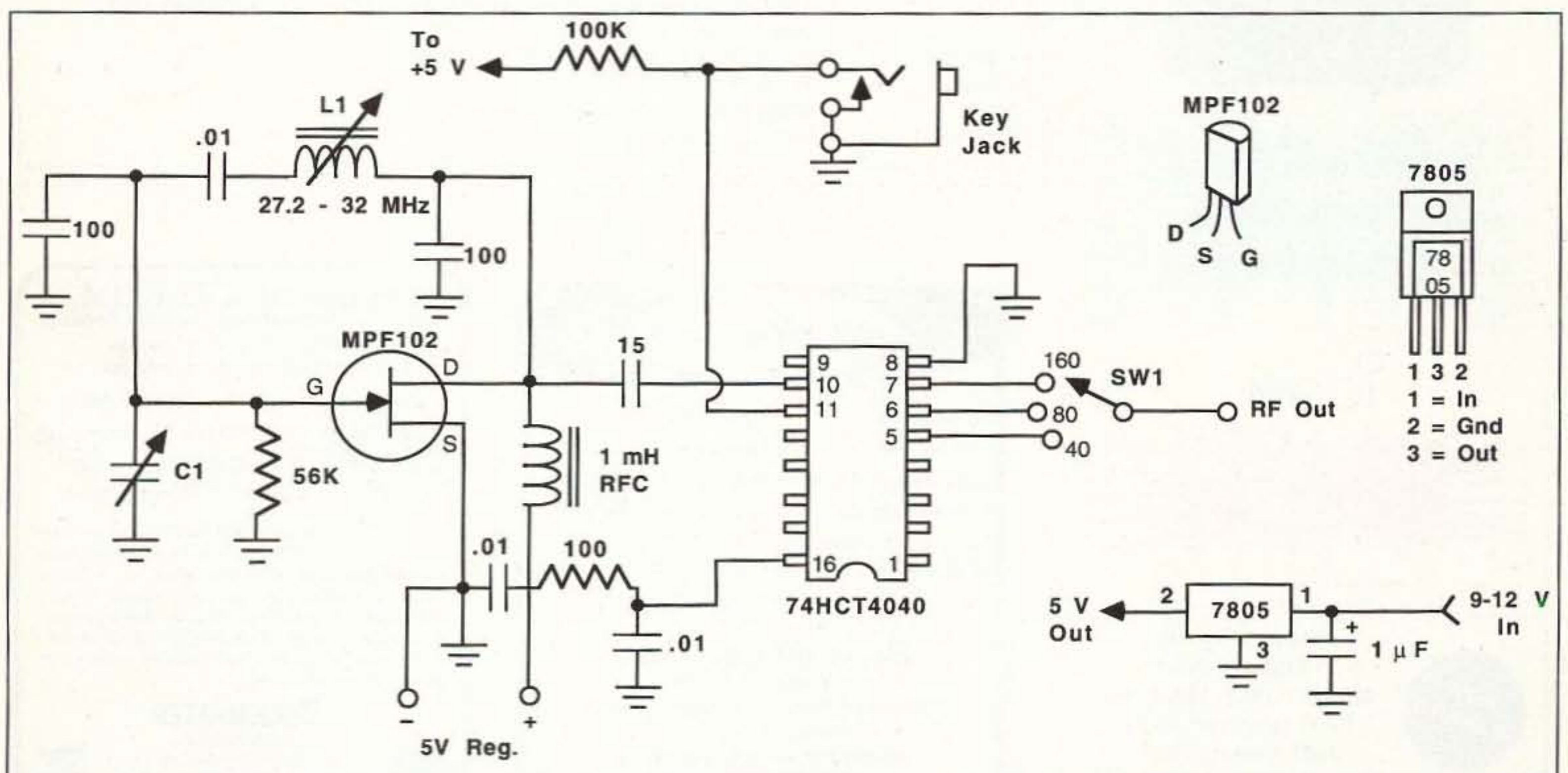


Figure 1. The simple VFO/exciter and voltage regulator circuits.

Satellite City...

Now

Radio City inc.

Check Us Out

- Warranty Service
- \$4⁰⁰ Air charge*
- Credit Cards Accepted
- Extended Hours

\$4⁹⁰*

* in Continental USA
* under 12 lbs.



1-800-426-2891

KENWOOD



**October Special
TH-78A**

TS-950S 2-Dx 2-Pr w/yr	999.95	Call \$
TS-850S 9-MHz 2-Dx 2-Pr	799.95	Call \$
TS-250S/AT 2-Dx 2-Pr	199.95	Call \$
TS-790 2-Dx 2-Pr	199.95	Call \$
TS-690S 10-MHz 2-Dx 2-Pr	199.95	Call \$
TS-450S 2-Dx 2-Pr	199.95	Call \$
TS-450S/AT 2-Dx 2-Pr	199.95	Call \$
TS-140S 2-Dx 2-Pr	199.95	Call \$
TR-751A 25W 2-Dx 2-Pr	199.95	Call \$
TM-941A 50/30W 2-Dx 2-Pr	199.95	Call \$
TM-741A 50/30W 2-Dx 2-Pr	199.95	Call \$
TM-732A 50/30W 2-Dx 2-Pr	199.95	Call \$
TM-241A 50/30W 2-Dx 2-Pr	199.95	Call \$
TM-441A 35W 2-Dx 2-Pr	199.95	Call \$
TM-541A 10W 2-Dx 2-Pr	199.95	Call \$
TL-922A 2-Dx 2-Pr	199.95	Call \$
TM-140A 50W 2-Dx 2-Pr	199.95	Call \$
TH-28A 2.5MHz 40W 2-Dx 2-Pr	199.95	Call \$
TH-48A 2m 44MHz 40W 2-Dx 2-Pr	439.95	Call \$
TH-78A 2.5MHz 40W 2-Dx 2-Pr	999.95	Call \$
R-5000 100kHz-3MHz	1099.95	Call \$
R-2000 150kHz-50MHz	799.95	Call \$
RZ-1 500kHz-905MHz Rcvr	599.95	Call \$

YAESU



**Yaesu Day
October 9**

FT-1000D 2m/70cm	1800.00	Call \$
FT-990 160-10m	799.00	Call \$
FT-767 2m/70cm	249.00	Call \$
FT-890 2m/70cm	199.00	Call \$
FT-742 AY Gen	199.00	Call \$
FL-7000 15M-100cm	199.00	Call \$
FT-736R 2m/430cm	199.00	Call \$
FT-650 24/2850cm	199.00	Call \$
FT-290H 2m/70cm	199.00	Call \$
FT-690 All Modes	199.00	Call \$
FT-750 70cm	199.00	Call \$
FT-6200 440MHz	199.00	Call \$
FT-5200 440MHz	199.00	Call \$
FT-5100 DL-BM 440MHz	729.00	Call \$
FT-2400 50w, 2m, FM, 20w w/TTP	439.00	Call \$
FT-2200 45w, 2m, FM, mic/sensor	449.00	Call \$

ICOM

**October Special
IC-229H**

IC-781 Deluxe	199.00	Call \$
IC-785 Up	199.00	Call \$
IC-737 New	199.00	Call \$
IC-720 New	199.00	Call \$
IC-729 New	199.00	Call \$
IC-R7000 28	199.00	Call \$

Complete Library including:
ARRL • RSGB • ARTSCI • W5YI

Radio City inc.

1-800-426-2891

METRO: (612) 786-4475

FAX: (612) 786-6513

2663 County Rd. I

Mounds View, MN 55112

**NOW
CANADA**

CIRCLE 153 ON READER SERVICE CARD

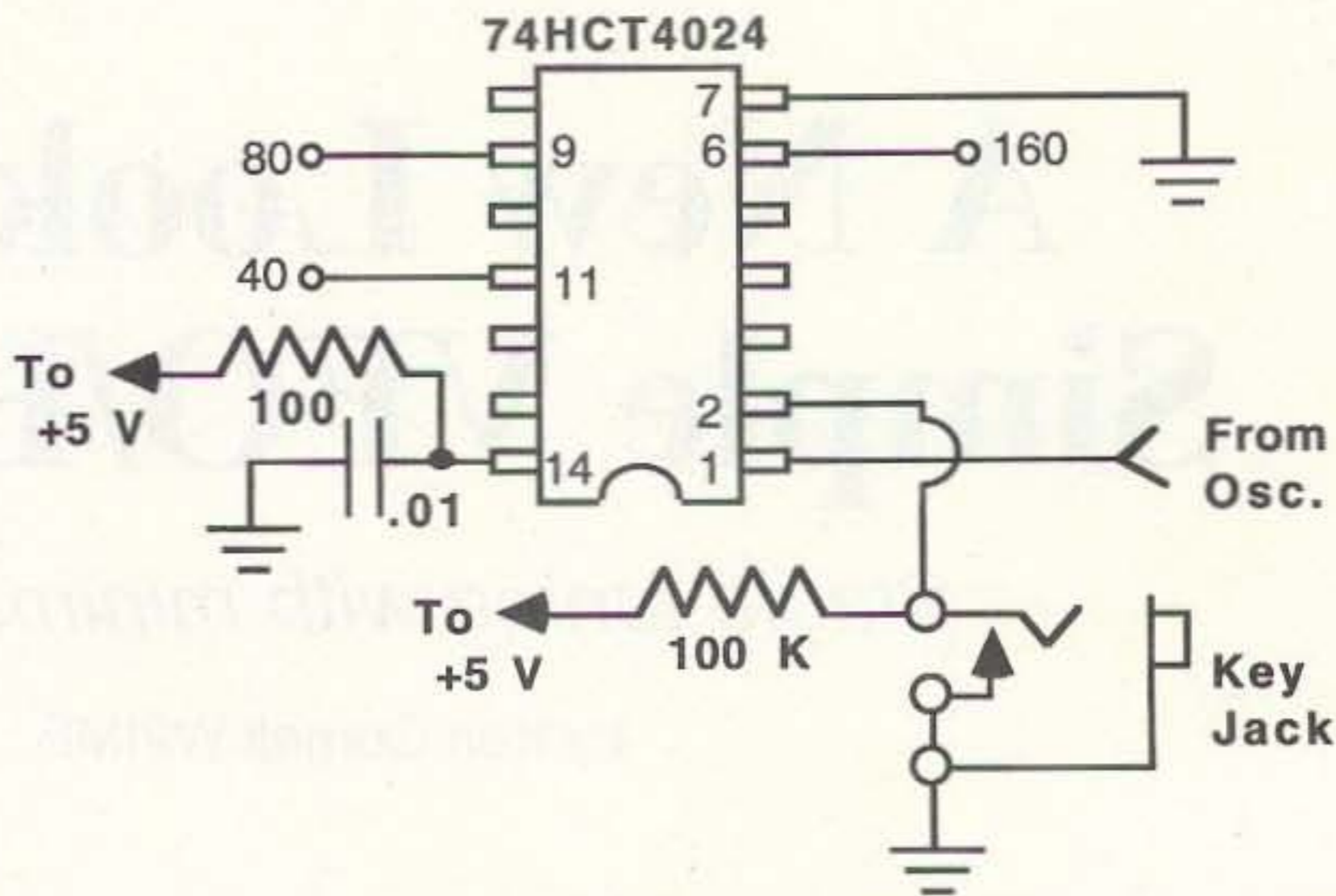


Figure 2. Pinout for substituting with the 74HC4024. Note: When the key is used and up, plus bias is applied to Pin 2 which disables the device. When the key is down, Pin 2 is grounded and the chip becomes active. This also applies to the 74HCT4040 at Pin 11.

frequency than the used frequency, it can be left running and that helps the stability.

Due to the light coupling and apparent stable load on the oscillator with the key in either the up or down position, keying is very clean.

The only difficult part is getting the proper tuning range using the slug and tuning capacitor C1. If you don't have access to a frequency counter, I suggest that you take the "divide by 16" output from pin 7 and tune your receiver to the 1500 to 2000 kHz range. Use a good variable capacitor of 50 to 75 pF for C1. Tune the receiver to 1850 kHz and with the tuning capacitor at mid-range, and

adjust the slug in L1 to zero beat. The tuning capacitor should now be able to tune 1700 to 2000 kHz. If the capacitor is too large, you can add a trimmer capacitor in series with same and adjust the tuning to suit.

I suggest that, when you're satisfied with the tuning range, a vernier drive be used for C1. Actually, a fixed capacitor for C1 could be used and the tuning accomplished by using the slug adjustment.

For those who wish to substitute a 74HC4024, the pinout is shown in Figure 2.

As with any VFO, sound construction should be used and the circuit should be enclosed in a shielded cabinet. 73

Parts Description

C1	See text.
L1	9 turns #22 solid insulated hook-up wire wound on a 5/16" diameter slug tuned form for a 3/4" winding length.
Capacitors	All High "Q" disk types with values as shown.
Resistors	All 1/4 watt.
SW-1	Rotary switch, three positions used.
Key jack	To suit your key plug.

All Aluminum

- | | |
|--------------------|-------------------------|
| Chassis Kits | Rack Shelves |
| Cabinet Kits | Rack Equipment Cabinets |
| Assembled Cabinets | Antenna Grounding Kits |
| Slope Box Kits | Tower Mounted Box Kits |
| UHF & VHF Antenna | Dipole Hangers |
| Power Divider Kits | Other enclosures |

Small sheets Aluminum and Brass

Byers Chassis Kits

Charles Byers K3IWK

5120 Harmony Grove Road, Dover, PA 17315

Phone 717-292-4901

Between 6PM and 9:30PM EST. Eves.
"Distributorship Available"

CIRCLE 222 ON READER SERVICE CARD

HamCall CD-ROM

U.S. and International Callsign Lookup

Nearly 1,000,000 Listings

Thousands of Public Domain Programs



Includes Clubs & Military
Still \$50, + \$5 Shipping
& Handling per Order
Works on PC and Mac

Buckmaster's HamCall CD-ROM looks up calls in seconds. U.S. calls can be searched by any element, including name, city, state, etc. A TSR is included to look up callsigns from almost any text application. Prints labels. No hard disk required, everything is on one CD-ROM! New CD-ROM disc every April and October, with updated listings and dozens of new programs!

BUCKMASTER

Publishing


Rt. 4, Box 1630-Mineral, VA 23117

703-894-5777 800-282-5628



CIRCLE 56 ON READER SERVICE CARD

**ATTENTION ACC OWNERS!
AND ALL OTHER REPEATER
CONTROLLER OWNERS!**



**DVMS/1+
Digital Voice Mail System**

- * 1024 user voice mail system, works like a voice BBS!
- * All features prompted by a pleasant female voice!
- * Storage limited only by available hard disk space!
- * Communicates with RC-85/96/850 using busy/data lines!
- * 100 event advanced scheduler with real voice clock/calendar!
- * Background upload/download of all files via optional modem!
- * Many other features, too many to list here!

The DVMS/1+ is now available for \$349!
Demo cassette and manuals available!

XPERTEK ELECTRONICS
5312 Ernest Road
Lockport, New York 14094
Call today! (716) 434-3008

CIRCLE 94 ON READER SERVICE CARD

Ideal for SKYWARN and A.R.E.S.

**Now you can do something
about the weather**

**The ULTIMETER® II Home Weather
Station protects your equipment, helps you
alert others to dangerous weather extremes**

This ultra-reliable Weather Station is your first alert to changing local weather conditions, gives you up-to-the-second data to transmit on SKYWARN and A.R.E.S. networks.

The ULTIMETER II tells you when high winds threaten so you can crank down your tower and safeguard other equipment. You get over 20 weather functions vital to ham and other homeowners, including high/low temperature readings with pre-set alarms that help you plan your day, guard against frostbite, protect plants and people.

The ULTIMETER II's unique low-impedance wind sensor (patents pending) resists RFI, improves reliability and shows speed and direction simultaneously. Comes with 40 ft. cable.

HOME WEATHER STATION...only \$179

Order by Dec. 24 and get a coupon for a **SECOND CONTROL UNIT** for remote use, only \$49 (\$90 value) **NEW!** Add our **PC DATA LOGGER**.....Only \$69

Del. in US, add \$8.25 shipping & ins. NJ res. add 6% tax
Check, VISA, MC accepted. Credit card phone orders:

800-USA-PEET (872-7338)

FAX orders: 908-517-0669

PEET BROS. COMPANY

601-3107 Woodland Rd., W. Allenhurst NJ 07711

Our 18th Year Free Brochure ©1993 Peet Bros. Co.



ACTUAL SIZE: 2 7/8" x 6 7/8"

**Over 20 Weather Functions
including:**

- Wind Speed and Direction • Temperature • Chill factor • Alarms • Highs / lows / times / dates • Metric / English • Quick-Mount (no tools) masthead mounting • Fast, easy "Point & Plug" direction calibration • Optional self-emptying rain gauge with lifetime warranty • Serial output for optional logger • 30-day money back guarantee • One-year warranty

here is the next generation Repeater

MARK 4CR

**The only repeaters and controllers
with REAL SPEECH!**

No other repeaters or controllers match Mark 4 in capability and features. That's why Mark 4 is the performance leader at amateur and commercial repeater sites around the world. Only Mark 4 gives you Message Master™ real speech • voice readout of received signal strength, deviation, and frequency error • 4-channel receiver voting • clock time announcements and function control • 7-helical filter receiver • extensive phone patch functions. Unlike others, Mark 4 even includes power supply and a handsome cabinet.

Call or write for specifications on the repeater, controller, and receiver winners.

Create messages just by talking. Speak any phrases or words in any languages or dialect and *your own voice* is stored instantly in solid-state memory. Perfect for emergency warnings, club news bulletins, and DX alerts. Create unique ID and tail messages, and the ultimate in a real speech user mailbox — only with a Mark 4.



2 meters 220 440



Phone: #(508) 372-3442
FAX: #(508) 373-7304

MICRO CONTROL SPECIALTIES

Division of Kendecom Inc.
23 Elm Park, Groveland, MA 01834

CIRCLE 144 ON READER SERVICE CARD

by Michael Bryce WB8VGE

The ARK 40 QRP Transceiver

Enjoy synthesized tuning in a low-cost monoband rig.

S & S Engineering
14102 Brown Ave.
Smithsburg MD 21783

Telephone: (301) 416-0661; Fax: (301) 416-0963
Price Class: \$270; optional keyer, \$40

I've said it before many times: "What the world needs is a low-cost synthesized QRP transceiver." Of course, all my friends tell me that's a pipe dream and I'll never see it. Well, it's the '90s—and the folks at S & S Engineering have made my dream come true.

The ARK 40

The ARK 40 is a fully synthesized QRP transceiver running 5 watts on the 40 meter band, a *favorite* QRP band. Band coverage is 7.000 to 7.1999 MHz. Several other bands are also in the works, including 20 and 30 meters. The ARK 40 is a CW *only* transceiver. Full break-in (QSK) keying is used in the ARK 40.

The ARK 40 utilizes a superhet receiver with a bandpass of 600 Hz. The receiver tunes in 100 Hz steps via a push-button thumbwheel. The four digits of the push-button tuning switch represent 100 kHz, 10 kHz, 1 kHz, and 100 Hz respectively.

Sensitivity is rated at 0.3 μ V {10 dB (S + N)/N} with a blocking dynamic range greater than 75 dB. The third order intercept point is a rather impressive $>+10$ dB. The ARK 40 comes to you as a kit, for under \$270. An optional keyer is \$40 and fits inside the ARK 40. The keyer is based on the Curtis 8044 chip. There is enough room inside to install your own keyer board, too.

The ARK 40 comes with a guarantee to work as specified or the manufacturer will fix it for you. If there is a problem caused by a fault of their own, it will cost you only one-way postage to the factory. If it's your fault, they'll fix it for under \$25. The manual gives all the details of the guarantee.

A Look Inside

What makes the ARK 40 stand out among the rest of the QRP monobanders is the synthesized frequency control for both the receiver and the transmitter. By using two phase-locked loops, the expense and complexity of a microprocessor or Direct Digital Synthesizer is avoided.

Signals from the antenna must pass through a low-pass filter and a bandpass filter before reaching the diode mixer. The bandpass filter is approximately 300 kHz wide. The ARK 40 really holds its own during the nighttime SW broadcast station QRM, thanks to the excellent front-end filters. There is no RF gain control.

AGC amplifier. The AGC provides good control of the audio, without a lot of pop and click. There are no clicks or thumps during keying. The AGC action is one of the nicest I've used in a QRP rig in some time. A MC3361 IC is used as a product detector and BFO.

By flipping the audio filter on, you insert a 200 Hz filter into the audio chain. Audio is provided by an LM386 audio amplifier. A sine-wave sidetone generator is injected into the audio line during transmit. The sidetone volume tracks with the front-panel audio gain control. You cannot change the tone of the sidetone.

On the transmitter side, again the synthe-

sizer provides the necessary signals required by the transmitter preamplifier and the MRF-476 final. The final is biased as a Class-C amplifier. To steal a bit of thunder from my computer hacker friends, the transmitter is "what you see is what you get." The transmitter does not "shift" down in frequency when transmitting. If you have dialed up 7.040, you transmit on 7.040.

A relay controls the T/R functions of the ARK 40. This relay supplies the required transmit key voltages and toggles the antenna between receive and transmit.



Photo A. The ARK 40 QRP transceiver.

By generating a 19.0000 to 19.1500 MHz signal on the synthesizer board, and then injecting it to the mixer on the transceiver board, the result is a 12 MHz IF frequency. The IF filter consists of four matched crystal filters. The output of the crystal filter goes to a variable gain amplifier controlled by the

First Impressions

It's true what they say about first impressions. Opening the box of the ARK 40 proved that old saying once again. I'm impressed! The kit contains all the parts you need to fully




Photo B. Front panel wiring on the ARK 40 is kept nice and neat with waxed cable lacing.

assemble the ARK 40. The only thing you have to add is your time and some solder.

There are two main PC boards in the ARK 40, plus one smaller PC board for the thumb-wheel buttons. The synthesizer board and the transceiver board are both the same size. Each PC board comes sealed in its own package with all of its parts. This way, you won't get the parts from the transceiver board mixed up with the parts for the synthesizer board. Both boards are double-sided with plated-through holes. The parts placement guide is also silk-screened on the boards. The boards also have been solder-reflowed, which makes soldering the parts in much easier.

Putting It Together

There are a lot of parts to the ARK 40. If you've never assembled a kit before, you'd better pass on this one. It's not a kit for first-time builders. If you don't know which end of a diode is which, don't try the ARK 40. You should be comfortable working with double-sided PC boards and ICs. You should also be able to remove a part properly should the need arise. Removing parts from a double-sided PC board can be a real pooper!

Time is the one element on your side. If you take your sweet time this can be an enjoyable project. Kits *should* be fun! I had a good time with the ARK 40 on my workbench. In fact, I find it very relaxing to assemble electronic kits. My wife calls it "solder-fume therapy." I assembled my unit during my Memorial Day vacation. The manual states it takes about 16 hours to complete, and I think that's about right. Take your time and you'll enjoy yourself.

Construction begins with the synthesizer board. One of the first things that really

caught my eye was the quality of the parts used in the kit. There are ICs supplied by Harris, National, and Motorola. The same goes for the transistors—they really are marked 2N3904 instead of some off-the-wall surplus part number. All the parts are first-rate and there are no surplus parts used anywhere in the kit. In fact, as I found out later, even the SO-239 antenna connector is supplied by Amphenol; this is no hamfest special.

Because there are so many resistors in the kit, that's where you start construction. Now, either my eyes are getting bad or I'm getting old, but I had one hell of a time telling the value of some resistors from the rest. The violet and the brown on the resistors looked so much alike I ended up getting several in the wrong location. The violet paint must have been rather watery, and it sure looked a lot like brown to me. Take it from me: When building the ARK 40, measure the value of the resistors you're not sure of before soldering them in place.

The kit contained many surprises. The 10k and 1k resistors are packaged separately from the rest of the resistors. This way, you don't have to keep wading through the pile looking for them. The same can be said about the capacitors: All the 0.1 and 0.01 capacitors are packaged separately from the other capacitors. You have no idea how much time that saves in building the ARK 40.

The layout of the PC boards allows you to stuff the board like you're reading a newspaper. Starting from the top left, you go down the board until you hit the bottom, then start back up at the top middle and repeat until all the parts are installed. This way, you won't spend all day long looking for R34 after you install R33. That's because they're right next to each other on the way down the board.

This procedure holds true on both the PC boards, with some slight differences.

On the foil side of the synthesizer board you must install four surface-mount capacitors. They're mighty small, but if you follow the instructions you'll have no trouble soldering them in. S & S Engineering even gives you an extra cap in case you cook one. Don't open the packages holding the surface mount caps until you're ready to install them. There is no way you'll be able to tell one value from another once they are out of their packages. Open only one value at a time, solder them in, then open up the other package.

Coils and Toroids

No one I know of likes to wind coils. So, you can relax with the ARK 40 as all the coils come pre-wound and each type comes packaged in its own little bag. You won't have to count turns of wire on a toroid to determine if it's T4 or L6. In fact, some of the transformers come with the leads pre-formed so you won't get the phasing out of whack. If you do get confused, then you can always go to the oversized drawings which show you how to double-check the coils and install them properly.

Wiring the front and back panels consumes a lot of time with this kit (and with most kits, for that matter). Take your time and you'll have no trouble with the connections. The wiring harness is color coded; it makes connections to the controls and the PC boards easy. Waxed cable lacing cord keeps the wiring from the front and rear panels to the PC boards nice and neat. I cheated here a bit and used nylon cable ties on the rear panel only. The front panel wires I laced up. Cable lacing adds a touch of class to the kit.

The Manual

Any kit worth its salt *must* have a strong manual. S & S Engineering should be very proud of the ARK 40 manual. There are the usual step-by-step instructions, but the manual doesn't go into such fine detail as Heathkit does for installing components like electrolytic capacitors.

The manual features fold-out schematics for both the transceiver and the synthesizer. Oversized PC parts placement guides, as well as foil side only overlays, are included. These overlays come in very handy when installing the surface mount parts.

S & S Engineering printed their manual on quality paper and bound it with a spiral binding so it will lay flat on your workbench. There are plenty of oversized drawings to clarify the mounting of many parts. This is especially useful with the transformers used on the transceiver board. Full-sized photos complement the drawings, so you won't install a wire in the wrong place. I found the photographs especially helpful when soldering the thumb-wheel to its small PC board. If you get this part on backwards (and that would be easy to do) it would be almost impossible to fix. The photographs show exactly how it's installed on the thumbwheel.

But, even with the manual as good as it is,

there were several spots that confused me. Watch carefully the placement of the IC sockets on the transceiver board. The control relay IS mounted in a socket.

Also, I would like to have seen the step-by-step assembly instructions moved from the back of the manual to the appropriate area in the text. For example: The synthesizer board starts on page 3-1, but the check-off list for parts begins on the very last few pages. I had to flip back and forth between the steps up front and the parts check list in the back.

The manual has a very good section on theory of operation on both the synthesizer and the transceiver boards. It's well worth your time to read though these chapters. There's even a chapter on soldering!

There are also several pages on troubleshooting the rig. I would like to have seen an overlay of the PC boards, with transistor voltages listed, to help track down problems.

Alignment and Tune-Up

Although you can align the ARK 40 without fancy test gear, it would be worth your while to have a frequency counter and perhaps a scope, too. A good DVM is required, as is a power supply capable of 2 amps. A wattmeter and a 50 ohm dummy load will be required for tuning the transmitter. Alignment is very simple and straightforward. You simply check for the proper operation of the translation oscillator and the loop oscillator. A counter is best here.

The transceiver PC board requires minor tweaking to get it to operate. There are only two coils to adjust and two small trimmers to tweak. Again, a frequency counter would come in real handy to set the BFO frequency.

Sometime the Dragon Wins

The tune up went smoothly until I reached the transceiver board. The receiver showed no life at all. I could hear my test signal in the speaker, but that was all she wrote. After doing some rough tests, the receiver's mixer seemed to be dead. The audio chain worked and all the inputs from the synthesizer were there. But a call or two to S & S Engineering brought a quick solution to my troubles. Several areas were pinpointed and I went back to the workbench armed with new knowledge.

After a bit more looking I found the problem. It turned out to be a super-thin sliver of copper on the PC board on one of the pads touching the ground foil, shorting out the input to the mixer. The pad is sooooo close to the ground foil that during the board's etching process a tiny piece did not etch away. A sharp knife cut the sliver away from the ground trace. That fixed the receiver and I was golden. Give S & S Engineering an "A" for support.

I notified S & S Engineering about the sliver and they promptly checked all in-house kits for the problem. No others were found, but this shows the attention this company pays to customer service.

On the Air

Operating the ARK 40 is, by design, simple! With only two controls, volume and RIT, you select the frequency you want with the push-buttons, then transmit. It really is that simple. Oh, but it does take some getting used to pushing buttons to change frequency, instead of twisting a knob. I found moving the 1 kHz button up and down the best way to hunt for stations. The buttons are small, and it's easy to go past what you want to tune in. After awhile, tuning with the push-buttons kin-

da grows on you. However, the ARK 40 is a not a contest machine.

This is the only QRP rig in the home-brew club that will allow you to QSY up or down the band with any precision. If you're asked to move up 2 kHz, you can! You can plan a schedule with a buddy back home while you're out in the field and not worry about mistuning the frequency. If you agree on 7.0335, that's exactly where you can go. There is no guessing as to what frequency you're on. It's amazing how stable the receiver is. The ARK 40 does not drift, thanks to the synthesizer. It genuinely is "rock-solid." Of course, some will say even a synthesized rig drifts. That's true, but you would never notice unless you broke out the test gear on the ARK 40.

The MHz digit does not appear on the front panel. So, to "push up" 7.040 MHz, the front panel buttons would read "0400." If QRM is getting rough, then flip on the audio filter. Adjust the RIT to center the signal into the filter, and that's it. The RIT is very smooth and allows you to fine-tune the signal right into the center of the filter. The QSK keying works very well. However, the relay is a tad on the loud side.

Every station I worked commented on the nice CW tone. The ARK 40 keys very well. The sidetone is pleasant to listen to, even after a long-winded CW contact.


The front end keeps most unwanted signals from creeping into the receiver. The matched crystal filter did an effective job on the 40 meter band. Signals seem to pop out of the air. Switching in the audio filter proved useful in pulling stations out of the QRM 90 percent of the time. The ARK 40 sounds so good on receive that I leave it on all the time.

The ARK 40 would be quite happy at home or in a backpack. On receive, it draws 380 mA and my unit produced a fat 5 watts at 1.12 amps. The supply voltage is 13.8 volts. Of course, on a 12.5 volt battery, you'll get a little less RF output. You could run the ARK 40 with one or two 7 amp/hour gel batteries in the woods. A small solar panel is all you would need for long-term use in the field.

With its extruded aluminum case, the ARK 40 is military-grade solid. One would have to try hard to damage it. In fact, had the front and rear controls been waterproofed, I'd take it white water rafting and leave the baggies at home.

So what's the bottom line? The ARK 40 is exactly what the QRP enthusiast (or any ham, for that matter) needs: a simple-to-use monoband rig. S & S Engineering provides you with a rig that produces enough kick to make contacts with less than perfect antennas, while providing the luxury of a fully synthesized transceiver. If you enjoy building kits and like operating with today's technology, you can't go wrong with the ARK 40.

What I would like to see next is a small antenna tuner and switching power supply in the same size case as the ARK 40. A pipe dream? Perhaps, but then who knows? 73



The ARK 40 is not a kit for beginners.



JRL-2000F

Fully Automatic MOSFET HF LINEAR AMPLIFIER

- 1 kW NO-TUNE POWER AMPLIFIER
- 48 MOSFETS SINGLE ENDED PUSH-PULL (SEPP) DESIGN
- BUILT-IN AUTOMATIC ANTENNA TUNER
- HIGH-EFFICIENCY SWITCHING POWER SUPPLY



The JRL-2000F is the world's first MOSFET HF linear amplifier, designed using the same high technology found in JRC's professional high-power radio transmitters. Featuring a heavy-duty power amp that incorporates 48 RF power MOSFETs to ensure low distortion and clean output up to 1,000 watts (100% duty cycle, 24 hour) SSB/CW, plus a

high-speed automatic antenna tuner with memory capacity of 1820 channels for instant QSY. Plus a high efficiency switching power supply (80V-264V) with power factor correction to suppress AC line currents, an automatic antenna selector for up to four antennas and a wireless remote control unit.



Japan Radio Co., Ltd.

430 Park Ave, 2nd Floor New York, NY 10022

Phone: (212)355-1180 Fax: (212)319-5227

Telex: 961114 JAPAN RADIO NYK

CIRCLE 159 ON READER SERVICE CARD

CARR'S CORNER

Number 13 on your Feedback card

Joseph J. Carr K4IPV
P.O. Box 1099
Falls Church VA 22041

Amateur Radio and Amateur Solar Astronomy

There's going to be an annular solar eclipse on 10 May 1994. Solar eclipses are spectacular astronomical events in which the moon passes between the earth and sun, temporarily blocking the sun's rays from reaching earth. For a few minutes, the swath of the earth along the eclipse path is bathed in darkness. A total eclipse occurs when the perceived diameter of the moon is such that the sun is totally covered, except for the corona. An annular eclipse, such as the one next May, occurs when the apparent diameter of the moon is smaller than the sun, leaving a ring of light hanging in the sky. Radio propagation is affected by the solar eclipse because, for a brief period of time, the source of energy that causes ionization is interrupted so the average electron (e-) density changes. The e- density in the F-layer determines the maximum usable frequency (MUF), while the e-density in the D-layer determines

the lowest usable frequency (LUF). Figure 1 shows the path of the annular eclipse that will be seen next May . . . note the times are in U.T. (i.e. GMT or "Zulu" time).

What Kind of Ham Experiments Can Be Done?

A review of the amateur radio literature shows that a number of formal experiments and observations have been performed during eclipses over the years. As you will see, there's plenty of real science that you can do with your radio.

Schellenbach (1970) describes observations made on the 40 meter ham band during the eclipse of March 7, 1970. He erected a 1λ horizontally polarized wire antenna that had four main lobes spaced at 54 degrees from the wire. The antenna was erected at a height of $\lambda/2$ in order to place an elevation lobe at about +30 degrees to optimize D-layer observations. Schellenbach observed a 25 kHz portion of the 40 meter band, working stations and observing signal level changes as the eclipse passed over the land.

Another observation of the 1979

eclipse was reported by Kennedy, et al. (1972). This experiment was performed on the 75 meter amateur band, using CW emissions. Stations 190 km apart arranged to use identical special transmitter keyers that would produce a two-second signal on 3,570 kHz every four seconds; the two stations alternating sending signals to each other. The receivers of the stations had the automatic gain control (AGC) function turned off. Output levels were measured with an AC multimeter connected across the speaker connections. As a precaution against ground wave contamination of the data, the antennas of the two stations were oriented end-to-end, so ground-wave signals would be off the nulls of the antennas. The data collected consisted of groups of 10 two-second transmissions, spaced four seconds apart, at intervals of one to two minutes. The 10 pulses in any one group were averaged, and the averages of the groups were compared. A maximum signal change of 17 dB was noted. The two stations took data for a week prior to the eclipse in order to establish a normalized data set.

Menzel (1976) discusses potential observations of the effects of the eclipse of 23 October 1976 on propagation in the upper HF region, i.e. the 10 through 20 meter amateur radio bands. It was noted by Menzel that

during the period of the eclipse there would be a brief return to nighttime propagation conditions for communications paths along, and either side of, the eclipse totality path. This same type of observation is open to short-wave listeners (SWLs) as well as ham operators. The ham operators have a definite advantage, however, because they can schedule contacts with stations in the regions of interest, and don't have to await stations of opportunity to appear. Like Kennedy, Menzel recommends that amateur operators set up schedules for a week prior to the eclipse, at the same time of day, in order to establish a baseline of signal level averages. Otherwise, the measurements made on the day of the eclipse would be less usable.

Johnston and Johnston (1979) performed radiosolar observations of the 26 February 1979 eclipse that crossed the northwestern United States and the western provinces of Canada. They were part of an experiment that used the 75/80 meter band. A set of 12 stations participated, six transmitting in rotation on a two-minute schedule, and six monitoring the others. The transmitting stations sent a five-second identification (call-sign), followed by a two-second quiet period to establish ambient noise level, and then held the key down for 12 seconds to establish signal levels.

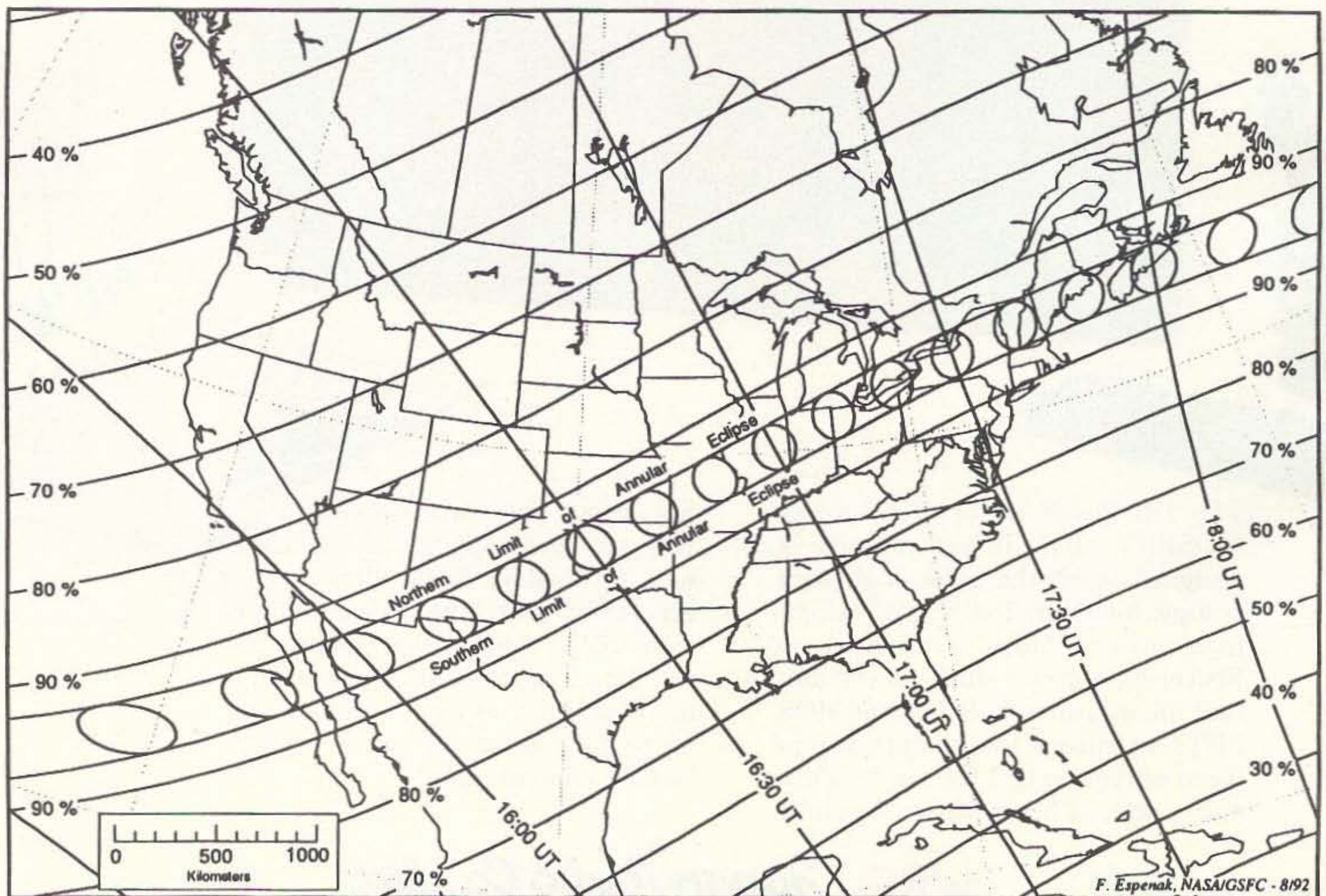


Figure 1. Path of the solar eclipse (from a NASA publication).

Receiver S-meter readings were used to establish levels. They observed the effects for three hours, keeping time records in universal coordinate time (UT) through radio station WWV transmissions.

An alternative to using amateur transmitting stations was reported by Smith (1979). He used observations of WWV and several 50 kW AM broadcast band stations to study the propagation effects of the eclipse.

Lewis (1979), in a report preceding the 1979 eclipse, reported on his own literature search. He reported that a Canadian team of scientists at Fort Churchill, MB observed the 20 July 1963 eclipse. In that event, 94 percent of the solar disk was covered. The Canadians used sounding rockets sent to an altitude of 200 km to measure electron density, temperature, ultraviolet and X-radiation. They found that the e- density in the D-layer dropped proportionally to the percentage of the solar disk eclipsed, starting within approximately three minutes. In the E and F1 layers, however, it was found that the e- densities decreased but it was NOT proportional to the percentage of eclipse. The team believes that this nonlinearity is due to the fact that X-radiation is emitted largely by the sun's corona, which is not eclipsed. Such radiation is largely attenuated by the time it reaches the D-layer, so

the effects in that region are more linear.

A group in Urbana, Illinois, USA, used a 2.66 MHz ionosonde instrument to observe a 60 percent eclipse on 10 July 1972. They noted a large decrease in e- at distances of 75-80 km.

the MUF for that day. Estimations of the MUF can be gleaned from the propagation prediction columns in amateur radio and shortwave listener monthly magazines, or from the Min-iMUF software.

For eclipse monitoring, use frequencies that are most affected by

burned into their eyesight forever. And if they use a telescope or binoculars to look at the eclipse, then immediate destruction of the eye-sight will occur. If you absolutely MUST look at the eclipse, consult an ophthalmologist for advice on methods and materials that will save your eyesight. **73**

**“Observing solar eclipses by eye
can be very dangerous!
Don't look directly at the eclipse,
even briefly. Indirect methods can be
found in amateur astronomy books.”**

Australian researchers observed the eclipse of 23 October 1976 (see also Menzel 1976, above). The Australian observations measured the angle of arrival of 2.5 MHz signals from a station 69 km away. They noticed a "... pronounced oscillating tilt" of the E-layer at 100 km, which lasted some 40 minutes.

Some General RadioSolar Observation Advice

When looking for shortwave fade-outs from SIDs, take advantage of the fact that absorption varies with the square of the frequency (F2), so observations should take place on a frequency as close as practical to

the D- or E-layers of the ionosphere. Lewis recommends using frequencies that are most affected by D-layer, so he prefers frequencies in the 75/80 meter band, or near 5 MHz. He claims that the greatest signal enhancement will occur just before totality reaches the receiver observation site.

WARNING!

Observing solar eclipses by eye can be very dangerous! Don't look directly at the eclipse, even briefly. Indirect methods can be found in amateur astronomy books. Every time an eclipse occurs, it seems that we hear stories of people who look directly at it, only to have the image

References and Notes:

Espenak, Fred and Jay Anderson; *The Annular Solar Eclipse of 10 May 1994*, NASA Reference Publication No. 1301.

Johnston, Kenneth and Marvin E. Johnston; "An Eclipse Study on 80-Meters," *QST*, July 1979, p. 14.

Kennedy, Jim; John Schauble; Jerry Allnoch; and Don Roberts; "D-Layer Absorption During a Solar Eclipse," *QST*, July 1972, p. 40.

Lewis, David K.; "Effects of a Solar Eclipse on the Ionosphere," *QST*, January 1979, p. 26.

Miller, Richard W.; *Sunspots, Flares and HF Propagation*, p. 198.

Mims, Forrest III; "Project Halo: The Annular Solar Eclipse of 1994," *EOS, Transactions of the American Geophysical Union*, Vol. 74, No. 18, 4 May 1993, p. 209.

Schellenbach, R. R.; "Eclipse Experiment-1970," *QST*, July 1970, p. 32.

Smith, Roy E.; "Beacons Provide Eclipse Propagation Data," *QST*, July 1979, p. 16.

hambrew

FOR AMATEUR RADIO DESIGNERS
AND BUILDERS



Quarterly
\$20/yr.

Kitbuilders
Antennas
Telemetry
QRP
Advanced
Basic

Packed With Projects! By Hams For Hams!

Order by Nov. 1, '93: Get a Free Issue!

PO Box 260083 • Lakewood, CO 80226
VISA • MC: 1-800-5-HAM RIG

FROM THE LITTLE HAM STORE IN IDAHO WITH THE

HUGE INVENTORY

OCTOBER SPECIALS



W2A
IC-W2A Dual Band 2m/440 MHz, 2W with extended receive capability for commercial/800MHz/aircraft bands. Simultaneous dual band receive, full duplex crossbands operation, 30 memories and 1 call channel per band. Built-in pager and code squelch, high speed scan, priority watch, programmable offset, 24-hour clock timer. Autosaver with 4 DTMF memories. 2 1/8" x 6 3/4" x 1 3/8", 1.2 lbs.


W2A ONLY \$500⁰⁰
24AT \$380⁰⁰
BC50 \$30⁰⁰
BP7 \$76⁵⁰
AND MANY MORE

We are
the
Source
for
NEW
and
HARD-
TO-FIND
ITEMS

RDC Call Today **(208) 852-0830**
ROSS DISTRIBUTING COMPANY
78 S. State Street, Preston, Id. 83263

CIRCLE 254 ON READER SERVICE CARD

BUY AMERICAN, BETTER PRICE AND QUALITY



"BURN-IN" rack and keyed down for 24 hours non-stop at full power CW. Don't try that with the foreign radios. 4) EVERY SG2000 is then re-checked for alignment and put in the "TORTURE RACK" where they are keyed on and off every 10 seconds for 24 hours. 5) The SG2000 is then re-evaluated and all control functions are verified to ensure that the microprocessor is up to spec. THEN AND ONLY THEN IS THE SG2000 ALLOWED TO LEAVE THE FACTORY.

The bottom line is price, you know how expensive commercial rigs are normally, until DEC 31 we are selling the SG2000 BELOW DEALER COST at only \$1,585.00 each!! That's a \$400.00 savings! We guarantee the best price.



The SG230 SMART-TUNER is the best HF autotuner at any price, and to promote a product that is made in the USA, we're offering it at the guaranteed best price of only \$449.00!! WHY THE SG230? BECAUSE: When you tune an antenna at its base you are resonating the antenna, instead of just matching the coax to the radio as with other tuners such as the AT50, etc. The result YOUR SIGNAL GETS OUT MUCH BETTER. The Kenwood AT50, AT450 and other similar tuners can only match 3:1 mismatches (YES only 3:1) so forget matching anything but a fairly decent antenna. The SG230 can match from 0.5 Ohm to 10 kilohm antennas (up to a 200:1 mismatch), so it can easily match random wires, dipoles, rain-gutters, shopping carts, etc. The result MORE POWER.

To order, send check or money order with \$8.50 for shipping, along with your shipping address (sorry no U.S. Post Office Boxes, UPS will not deliver) and Telephone number to:



Serving The LORD
Since 1987

Joe Brancato
THE HAM CONTACT
PO Box 3624, Dept 73
Long Beach, CA 90803

CA Residents Add 8 1/4% Sales Tax. Canadian Residents please send U.S. Money Order + \$17.10 for shipping.

If you wish more information please send a SASE to the above address. For COD orders, call (310)433-5860, outside of CA call (800)933-HAM4 and leave a message.

CIRCLE 384 ON READER SERVICE CARD

PACKET & COMPUTERS

Number 14 on your Feedback card

Digital Amateur Radio

Jeffrey Sloman N1EWO
P.O. Box 636
Franklin IN 46131

Getting Started with TCP/IP

[This series of articles explains how to set up a working amateur TCP/IP station. This first installment will sell you on the idea; next month we'll get started with the software itself. The software needed is all available free from many sources (reliable ones will be listed where available). Much of it will be available from the 73 BBS (603/924-9343), though those of you with access to Internet FTP are much better off using it when possible. Some of this first installment is a review of things you may have seen before—for this I apologize. I wanted to be sure that the series was complete.]

So many of you have written—by paper mail and electronically—asking about TCP/IP and ham radio that I have decided I had better write something about how to do it before you start showing up at the door. This series of columns is designed to give you an introduction to TCP/IP over radio, and some how-to-do-it informa-

tion. The BEST way to get started in TCP/IP is to find someone who is already using it, but I'll do my best to explain the ins and outs to the shy and isolated out there.

What is TCP/IP?

TCP/IP (Transport Control Protocol/Internet Protocol) is a networking scheme developed by ARPA (The DoD's Advanced Research Projects Agency) to make possible the huge collection of computers, cables, routers, and all sorts of other boxes known as the "Internet." The Internet (note the big "I"), is worldwide and carries a mind-boggling amount of data each day. Nearly every university, large company, small technology company, and government agency is connected to the Internet.

Amateur radio is also connected to the Internet, and amateurs worldwide use the resources available there for communications and database services. In fact, as amateurs we have our own network: 44.xx.xx.xx. Any IP address starting with "44" is some sort of amateur station. (We'll look at how addressing works later.) This

44.xx.xx.xx network lets amateurs send mail to (and connect to) stations all over the world. Internet-based services such as the Ottawa converse bridge—which allows real-time chat among hams from all over the world—and the Call Sign server at SUNY Buffalo—containing up-to-date callsign records for all US hams—count on the landline connectivity of the Internet to bring you their services.

Some amateurs will tell you that TCP/IP is not ham radio because it uses landline-based resources. To these self-appointed guardians of the ether I say, "Phooey." (Pretty eloquent, eh?) If you don't like it, don't use it—but leave those of us who want to move into the 20th century alone. Those of you running full-service PBBS take note: The Internet moves packet traffic—fast! More and more stations acting as gateways from the landline-based Internet to the various radio LANs across the country mean fast, error-free routes for your forwarding, if you know where to tie in.

All of these resources and more, are available through the TCP/IP protocol suite. TCP/IP is a protocol—a set of rules—by which communications of various types can be accomplished. If you are familiar with the idea of "diplomatic protocol"—the set of rules that govern the behavior of government representatives dealing with each other—then you have some idea of what I am talking about. With TCP/IP, stations have a way of contacting each other, establishing a communications channel, and packaging data for transmission.

What About Amateur TCP/IP Over Radio?

In 1989, Phil Karn KA9Q released a program called NOS to the ham community. This program was a first attempt at implementing TCP/IP for use on IBM-PC compatible machines for use over radio. It was—and in many respects still is—an experiment. KA9Q's NOS still provides the *kernel*—a technical term for the heart of an operating system—for the various implementations of TCP/IP hams use today. Since Phil provided the source code to NOS, many ham programmers took the torch and began to develop variants. Today, the resemblance to the original can be remote, but we owe thanks to Phil for his original work—it started a revolution.

Two things make TCP/IP a very powerful networking scheme for amateur radio. One we have already dis-

cussed—the wealth of the Internet. When we use TCP/IP over the air, the use of the landline-based Internet resources is automatic and transparent—like going to a cafe in France and ordering in French. The other is the protocol itself. TCP/IP is based on the idea of services. Each of its various features is a *service*, and is accessed through a *port* or *socket*. This arrangement makes everyone both a client (user) and a server (provider) if they want to be.

TCP/IP Services

There are four services which amateurs will find themselves using most frequently. These provide ways of connecting to other stations and transferring data. These services are the same no matter how you get to them—phone line, Ethernet network, or radio.

Telnet

The telnet service is the workhorse of the TCP/IP environment. Telnet allows a client to start a terminal session at a remote server across the network. In other words, you can login to a remote machine—wherever it happens to be—if it is reachable from your network. In the ham community, telnet is generally reserved for accessing database servers and the like. (See Figure 2 for an example. Telnet was used to reach this Internet resource.)

Telnet can also be used to login to another ham's station in order to use the mailbox there or other resources that might be provided. To continue the call server example, some NOS implementations now support CD-ROM-based callbooks. This could be accessed via telnet.

FTP

The File Transfer Protocol Service allows clients to download or upload files (binary or text) from an FTP server. This is an interactive system and allows the client to change directories, list them, and select file(s) to receive. Batch downloads are supported. If you have tried to download files from an AX.25 station you know it can be frustrating. FTP works like a charm. Recently, a friend downloaded about a quarter of a megabyte of files from my machine—at 1200 baud—in about an hour.

Finger

The finger service allows a client to get information about a particular system or user. The command:

```
Conference @ IndianaU Type /HELP for help.
/w
User Host Via Channel Time Personal
nlewo IndianaU 0 0:12 Jeff in Franklin IN
pelmvj westland Ottawa 0 0:12
n8rhv Detroit_MI Ottawa 0 0:10
ve3wzs TorontoBBS Ottawa 0
n5uhb LasCruces Ottawa 44 0:07
n8fkv Detroit Ottawa 5729 0:01 Ken in Livonia, MI
dg3mkc westland Ottawa 5729 0:00
dl3ned westland Ottawa 0 0:00
n8lfj Detroit Ottawa 5729 23:56 Ian - Livonia, Michigan
ke8mk Detroit_MI Ottawa 5 23:54 Frans Rochester (STBY ON7KO)
k5di LasCruces Ottawa 44 23:54
vk3azq OzHub Ottawa 0 23:52 Peter Melbourne Australia
wb6jkw Detroit Ottawa 0 23:51
ve3tle TorontoBBS Ottawa 0 23:49
n8taq Detroit Ottawa 5729 23:48 David in West Bloomfield MI
n5faz LasCruces Ottawa 44 23:45 paul el paso, tx
vk4knt Brisbane Ottawa 0 23:37
wb4hin Ottawa Ottawa 0 23:35
aa5df LasCruces Ottawa 44 23:32 Tim doing homework
ve3kpb TorontoBBS Ottawa 44 23:18 Paul in Oshawa
ve3uzg Vancouver Ottawa 0 22:48 Art in Ottawa
kb9fus BBS@k9iu.ampr.org
***
<ve3wzs>: Is anyone receiving my msg? I have just registered as a user & not quite sure
<ve3wzs>: how things work.Mike VE3WZS
<ve3uzg>: rgr 3wzs, copy in Ottawa..
```

Figure 1. A typical Sunday afternoon on the converse bridge. It's very late in Europe, or you would see more stations from there. Thanks to the Internet, local converse bridge programs from all over the world are linked together in a big party line. See the text for more.

```
*** connected to 128.205.32.2:2000
Callbook v1.3 Bug reports to bowen@cs.buffalo.edu Type
'help' for help
>> call w2nsd
Call-Sign: W2NSD Class: ADVANCED
Real Name: WAYNE GREEN II Birthday: SEP 3, 1922
Mailing Address: WGE CENTER, PETERBOROUGH, NH 03458
Valid From: AUG 11, 1987 To: AUG 11, 1997
```

Figure 2. The Call Server at SUNY Buffalo provides up-to-date callsign information. Here we look up an obscure callsign to test the database. This is one way amateurs take advantage of landline-based networks. See the text for more.

finger n1ewo@k9iu.ampr.org

will cause the client machine to connect to the finger server at K9IU and make an inquiry about N1EWO. K9IU will then return an informational message about the user N1EWO, providing an informational message whose content is dependent upon K9IU's configuration.

Finger can also be used to provide other sorts of information. For example:

finger weather@iugate.ucs.indiana.edu

returns a weather report for Central and South Central Indiana.

Converse

This service is VERY popular. You can see an example screen from the Ottawa converse bridge in Figure 1. The converse bridge can be a local service, or it can be *linked* with other bridges over whatever comm link is available. This service is a great deal of fun, and can be truly useful for emergency nets when administered properly. (Those of you who have Internet connections already will find the bridge at 44.135.96.7 3600. You must connect from the amateur net: 44.xx.xx.xx. Connections attempts from any other net will be ignored.)

Yet Another Service . . .

One more service to mention is

called SMTP (Simple Mail Transfer Protocol). Through SMTP, amateur stations can forward their own mail! No more need to login to some remote

Once again we are in France speaking French—these two protocols come from the Internet, and so work perfectly across it and with the

***“If you don't like it, don't use it—
but leave those of us who want to
move into the 20th century alone.”***

station and read your mail; SMTP and its cousin POP (Post Office Protocol) will allow every ham to be his own postmaster.

SMTP will automatically forward, through a specified route, any mail addressed to any amateur it knows. It happens transparently, and so easily it seems like magic. With SMTP, you create the mail ON YOUR MACHINE. That's right, you don't login to another machine—you use your own. That is the way things *should* work.

POP is an alternative to SMTP and makes sense for those who cannot dedicate a machine to running TCP/IP all the time. Like SMTP, POP allows you to use your machine to create messages, and will route them automatically. Unlike SMTP, though, POP calls a post office (another system on your network) and uses a batch technique to send and receive messages. This way, you can check for mail at your post office whenever you start up your system.

machines on it. This means that Internet resources, like list servers which automatically route messages to special interest groups, are available the ham.

OK, OK, I'm Convinced— Now What?

I told you this was a series of articles, and that I would help you get started, so here it is. We will be working with a piece of software called JNOS. This is a variation of KA9Q's NOS, and is available from several sources. The version you will need is 1.08c. I chose this software for several reasons, and there will be those who will argue that it is not the best choice. Here are some of my reasons:

1. It is stable, and still a "live" product. Johann WG7J is still working furiously on new versions, so it will grow as TCP/IP does.
2. It has a decent user interface, but also provides everything that you need to run a full-service PBBS. This

way I can help both the PBBS operator and the average user to get started.

3. I like it, I use it myself.

So, to get started you have to have the software. Those of you who have Internet FTP access will find the program at uscd.edu for anonymous FTP. Those who do not will find it on the 73 BBS, in the packet files area. You will also find the program on ham BBSs around the country. Remember, you want version 1.08c. You will also need a TNC that will operate in KISS mode. If you are unsure of your particular TNC, check the manual. Those of you running BayCom (or equivalent) modems *may* be able to run JNOS with a special driver. If you want to try, mail me and I'll explain.

Your homework is:

Get version 1.08c of JNOS.

Get a valid TCP/IP address. To do this, contact your local ampr coordinator and ask for one. If you need to find out who your coordinator is, send me mail at either:

Internet:
jsloman@bix.com
or
packet:
N1EWO@N0ARY.#NOCAL.CA.US
A.NOAM

Next month, we'll look at how to set up the software and get that TCP/IP stuff working. 'Til then, 73 de N1EWO.

73

MADISON SHOPPER

ORDERS: 1 (800) 231-3057
1 (713) 729-7300 or 729-8800
FAX 1 (713) 729-4766

New and Used Meters,
Tubes, Transformers,
Filter Capacitors
And More
FREE List Call

Madison Electronics
12310 Zavalla Street
Houston, TX 77085

CIRCLE 25 ON READER SERVICE CARD

From Micro Computer Concepts

RC-1000 REPEATER CONTROLLER

- Autopatch • Reverse Autopatch
- User Programmable CW ID, Control & User Codes & Timeouts

Manual with schematics • 90-Day Warranty
Wired & Tested w/ manual **\$239.95**

Micro Computer Concepts
8849 Gum Tree Ave.
New Port Richey, FL 34653
813-376-6575

CIRCLE 160 ON READER SERVICE CARD

\$40 Special To Charge You Up...

Periphex Power Packs for Longer QSO Time

replacements for	regular price
FNB-12 YAESU 600ma	\$ 54.50
BP-84S ICOM 1400ma	\$ 63.00
PB-13S KENWOOD 1200ma	\$ 49.75
EBP-24S ALINCO 1500ma	\$ 62.00

Now Only \$40 Each

- One Year Warranty
- Matched cell construction
- Case re-build service
- Long life, extended operating time
- Made for HAMS, by HAMS

Add \$4.00 Shipping & Handling for first battery.
\$1.00 for each add'l battery - U.S. only
Connecticut residents add 6% tax.

Available from your dealer...

PERIPHEx inc.
the only thing low about our charge is the cost...
1-800-634-8132

115-1B Hurley Road • Oxford, CT 06478 • (203) 264-3985 • FAX (203) 262-6943

CIRCLE 68 ON READER SERVICE CARD

Amateur Radio Teletype

Marc I. Leavey, MD, WA3AJR
6 Jenny Lane
Baltimore MD 21208

More on the Amiga

I have been taken to task. I admit it, and I accept the criticism, and I will tell you all about it.

In July, I related the remarks of a ham who told us about his "friend who is a confirmed satellite QSOer. This guy has very elaborate radio equipment, but is using a C-64 for tracking and decoding. Until now, the bit rate has not exceeded 1200 baud, so he has been able to get away with a C-64. Soon, however, things are going to change. The new packet satellites will operate at 9600 baud, and my friend will have to change computers.

"This person will not use a computer for anything other than amateur radio. Therefore, I would like the changeover to be as inexpensive as possible. Is it possible that a Commodore 128 could read and write ASCII at 9600 baud? If this were possible, I believe that he might be able to continue to use his disk drive and printer.

"I feel certain that an Amiga A500 could do it, but I hesitate to recommend a computer which is now an orphan. Please roll this around and let me know what you think. Perhaps there are readers of the column who are facing the same choice."

In my response, I indicated that a PC clone would be a good choice. One of our readers, who wishes his name not be printed, is upset with our "lack of knowledge about Amigas."

"First of all, the Amiga is most definitely NOT an orphan, not even the A500. There are upgraded machines

and an improved operating system. Because of the Amiga operating system's construction, NONE of them have been orphaned. The new AGA (Advanced Graphic Architecture) models are the Amiga 1200, and the Amiga 4000, which Commodore has just spent millions to develop. The older models are the 500, the 2000, and the 3000. Ask the video industry about the Video Toaster . . . they will be surprised to know that the Amiga is an orphan, which is what your column implied. Almost all software that is written for the new Amigas will work on the older models, including terminal programs, ham radio software, graphics software, etc."

He goes on to elaborate on published reports of the "death" of the Amiga which, as with the case of Mark Twain's death, are apparently exaggerated. All in all, he makes a strong case for the Amiga as a capable machine, with a mature multitasking operating system, and a plethora of features built in.

Now, I would like to point out that it was not I who called the Amiga an orphan—I was quoting a reader, much as I quoted our Amiga supporter this month. As to why I have not written more about the Amiga to date, I have heard precious little about it from the readers of this column. Wayne has mentioned the Amiga in his editorials, including the Video Toaster.

I looked back over the last few years of "RTTY Loop" to see just what coverage the Amiga has received. In March 1988 I printed a simple terminal program for the Amiga. In August 1988 a copy of a public domain program for the Amiga was offered for a blank disk

and a mailer, through another reader. November 1989 brought the note that "Amiga users are also on the rise, with Amiga Users Nets on 10 and 75 meters, as well as a number of Amiga users on 20 meter AMTOR." Another user was highlighted in March 1990 with the comment that "hams using Amiga computers seem a bit more versed on the intricacies of this mode." A listing of shareware and commercial RTTY programs for the Amiga was given as well.

So, look 'it. I have not ignored the Amiga. For that matter, if you look back in this column, I have not ignored much. How much coverage I give to a given system is directly proportional to how much input from the readers, and even from manufacturers, I get. So, stay tuned, be vocal, and let me hear from you!

Other Questions

Here's a question, for example, from George Lemaster WB5OYP of Falls Church, Virginia. He wonders where one can get a diagram for the Dovetron adjustable filter RTTY demodulator, model MPC-1000T. Somehow, I am sure that some reader, somewhere, can help out.

He also asks about the HAL ST-8000 spectrum display. He'd like to make a scope display which would give an indication of the modulation frequencies and/or FSK type modulation. Once again—anybody?

Finally, here's another request for help, this one from the other side of the globe. Michael Mihailovic VK2OZ in Sydney, Australia, tells of his recent acquisition of a 1984 vintage Kantronics Universal Terminal Unit. He needs help finding a terminal program to run the unit, one with transmit buffers and a type-ahead facility. He wonders if anyone is still using this decade old unit.

He also relates that although he has the operator's manual, he is missing the "Introduction To and Operation of

AMTOR" book that originally came with the Kantronics UTU. He would like to have this book to get onto AMTOR, but is having no luck locating a copy. Kantronics told him, he says, to contact a local Australian agency, which had no idea what he was talking about. If a copy of this book, one would presume even a photocopy, is lying around, this is one amateur who would be very grateful. I would be happy to forward any such material to him, and look forward to hearing from you, out there, who can help.

One of the programs in the RTTY Loop Software Library may well be at least the software answer to Michael's problems, or even yours. The collection continues to grow, with three disks of RTTY/ham software and one of archiving utilities. I try to always include the latest versions of programs available, so even some of the basic disks are subject to updates. A self-addressed, stamped envelope, or an Email note, will get you a listing of all the programs and disks. Each collection pretty well fills a 1.44 Mb disk, and is available for \$2 per disk to be filled, sufficient blank media, and a self-addressed, stamped disk mailer for return to you. As always, Email to me on CompuServe (ppn 75036.2501), Delphi (username MarcWA3AJR), or America Online (screen name MarcWA3AJR) is the quick and easy way to reach me. Postal service hard copy to the above address is fine, too. Just be sure to enclose a self-addressed, stamped envelope if you would like a personal reply. If you would like to put your two cents in, and don't want your name printed, that's fine too, as long as you tell me who you are! I won't print or pay much attention to an anonymous letter, but I will respect your request for privacy if you like. Above all, write me! This column reflects the interests of its readers, and I read those interests through your letters. I look forward to hearing from you.

73

PAY TV AND SATELLITE DESCRAMBLING
• 1993 EDITION •

Includes programming cable box chips, hacking B-MAC, wireless cable (MMDS) descrambling, bullets, PLUS fixes and much more, ONLY \$18.95. Other **PAY TV and SATELLITE DESCRAMBLING** volumes; Volume 1 (BASICS), 1989, 1991, and 1992, \$15.95 each. Different turn-ons, bypasses, ECM's, schematics and counter ECM's in each. **THE COMPLETE WIZARD**, using the VCI data stream, \$15.95. Any 3/\$32.95 or 5/\$54.95. **SCRAMBLING NEWS** monthly, keep up with the latest in satellite and cable descrambling. Everything that's new \$32.95/yr. **OUR BEST DEAL**, (everything here) the video and much more for only \$129.95. New catalog \$1.

SCRAMBLING NEWS
1552 Hertel Ave., #123, Buffalo, NY 14216
Voice/FAX (716) 874-2088. Add \$6 for COD

CIRCLE 36 ON READER SERVICE CARD

UHF REPEATER

Make high quality UHF repeaters from GE Master II mobiles!

- 40 Watt Mobile-Radio \$199
- Duplexing and tuning information \$12
- Information without radio \$40

Versatel Communications
Orders 1-800-456-5548 For info. 307-266-1700
P.O. Box 4012 • Casper, Wyoming 82604

CIRCLE 259 ON READER SERVICE CARD

TOUCH TONE DECODER:



Decodes DTMF tones from audio source, (tape, phone, radio). Displays numbers on LCD display, 200 Digit memory. \$169 ppd. USA

T-2000

SURVEILLANCE/- COUNTERSURVEILLANCE catalog \$5.

EMCOM
10 HOWARD ST., BUFFALO, NY 14206
(716) 852-3711 Made in U.S.A.

Where's the **Tower?**

- No Holes • No Guys • No Damage •

Patent Pending Roof Crest Mount holds yagis, corners, parabolas, rotators, beams, wire antennas, up to 10 sq ft at 90 mph. Complete, easy to install & remove.

Antennas West Info \$1 S230 + \$14 S&H
Box 50062-S, Provo UT 84605 Order Hotline: 801-373-8425

CIRCLE 319 ON READER SERVICE CARD

Amateur Radio Language Guide

- Hundreds of phrases, especially for the ham radio operator
- Vol. 1 - French, Spanish, German, Japanese, Polish
- Vol. 2 - Swedish, Italian, Portugese, Croatian, Norwegian
- Vol. 3 - Russian, Danish, Czech, Korean, Hawaiian
- Vol. 4 - Chinese, Dutch, Finish, Romanian, Vietnamese
- Vol. 5 - Hungarian, Arabic, Phillipino, Turkish, Indonesian

Send \$10. per volume U.S., \$12 outside U.S. to:
ROSE, P.O. Box 796, Mundelein, IL 60060-0796

Speak To The World

CIRCLE 134 ON READER SERVICE CARD

HIGH PERFORMANCE REDEFINED

The DR-130T delivers power and performance in a small package that can easily be mounted in most modern cars. 50 Watts of power and fantastic sensitivity makes those distant repeaters seem much closer. Wide band receive (138-174Mhz), combined with innovative, user-friendly features, make the DR-130T the radio of choice for demanding users.

Don't let the low price fool you - This radio is loaded. Some of the outstanding features include: →

→ **• High Power.** With a solid 50W of output power, this radio doesn't mess around when it comes time to transmit. Reach out and touch someone.

• **Time Out Timer.** Can be programmed in 30 second steps, up to 7.5 minutes. This user friendly feature will also give you a 5 second warning before shut off.

• **More Memory Channels.** The DR-130T comes standard with 20 memory channels, and can be upgraded to 100 memory channels with the optional EJ-19U. All memory channels can store independent offsets for odd-split frequencies, and also store CTCSS encode/decode status.

• **12 New CTCSS Tones.** The DR-130T comes with the standard 38 CTCSS tones, and with the optional EJ-20U installed, the radio will offer 12 additional tones, for a total of 50 CTCSS tones. The EJ-20U also makes CTCSS Decode possible, for selective listening.

• **Programmed Memory Scan.** This scan mode conveniently passes over empty memory channels. This makes for faster and easier scanning.

DR-130T



For brochures, mod sheets, operation manuals, and service manuals, try our new 24 hour Hot Line.

Telephone: **(310) 618-9017**

BETTER PRODUCTS, BETTER SERVICE.
See for yourself why people are coming to ALINCO.

 **ALINCO**
ELECTRONICS INC.

ALINCO ELECTRONICS INC.
438 Amapola Avenue, Unit 130, Torrance, CA 90501
Tel: (310) 618-8616 Fax: (310) 618-8758

HOMING IN

Number 16 on your Feedback card

Radio Direction Finding

Joe Moell P.E. K00V
P.O. Box 2508
Fullerton CA 92633

Foxhunt Fun at the Friendship Games

"An unstable weather pattern is returning to southwestern British Columbia." The weather radio voice coming from my wife April's scanner was discouraging as we awoke on Wednesday, June 23, our first full day in Victoria. Summer showers are the rule rather than the exception on the western Canadian coast, but we were hoping for better conditions for the 1993 Friendship Radiosport Games (FRG-93), just two days away.

Heavy rain had pounded our rental car as we waited for the ferry from the mainland to Vancouver Island the previous day. Such a storm during the FRG-93 radio direction finding contest (the foxhunt) would not be welcome.

To the green-thumbed residents of Victoria, abundant rain makes this provincial capital a perfect place to live. Flowers are everywhere. You see them on lawns, in gardens (called "rockeries") and hanging in uncountable numbers of baskets. We admired them as we made a get-acquainted

trip to Thetis Lake Park, the foxhunt venue. We then drove to the Carey Road campus of Camosun College, where special events station XO7G had been active for several weeks.

Station Manager Al Fast VE7XZ was proud of XO7G, but April and I wanted to visit another of his hamshacks that is just as special. After a short drive we arrived at XO7GRH, in the rehabilitation unit of Gorge Road Hospital. Al introduced us to two of the patients who put this station on the air regularly using voice, CW, and packet.

Like other stations in Victoria, VE7GRH was using the special XO7 prefix made available for the Friendship Games. Al and his friends had installed special adaptive equipment such as oversize switches, voice-read-out rotor controls, and puff-sip keyers to make this station accessible to anyone, even those having no use of their arms and legs (Photo A).

The Mini-Summit

Now it was time to begin last-minute preparations for the Games. We had been invited to the home of Perry (VE7WWP) and Anne Creighton to dine and to finalize rules and proce-



Photo A. VE7GRH, the ham station at the Gorge Road Hospital rehabilitation unit, makes it possible for disabled patients to get on the air. This is one of several operating positions.

dures for the FRG-93 foxhunt.

"It's only a couple more places at the table," Perry told us, referring to his current house guests, Evgeny Stavitsky UW0CA, wife Olga, and interpreter Raisa Kucheryavenko UA0CJO. Evgeny is president of the Friendship Amateur Radio Society (FARS) chapter in Khabarovsk, Russia. He led the 15-member Russian delegation to these biennial Games.


Raisa is not only excellent at her translating duties, but is also a superb conversationalist in her own right. Anne insisted that all radio talk be

postponed until after dinner, so we spent two delightful hours getting acquainted and learning about our respective lifestyles.

After dessert, we got down to business. Although Perry had never entered nor witnessed a ham radio foxhunt, he had agreed to organize this event, as Vice President of the hosting FARS Victoria chapter. Evgeny represented the Russians, and I represented Foxhunt Team USA.

We agreed to follow the International Amateur Radio Union (IARU) guidelines for foxhunting championships as

For Repeaters only.



Receiver Voter 4 channel, signal-to-noise

Improve coverage by adding receivers.

- Expandable to 32 channels by adding additional cards
- Continuous voting
- Available as a card or in a rack system
- Can be used with RF links or Telco lines
- Select/disable switches available for manual override
- External disable inputs
- LED indicators of COR and voted signals
- Remote voted indicators pinned out
- Thousands in service
- Starting at \$370

Remote Base Interface

Add a Kenwood frequency agile remote base, now to 9 different repeater controllers.

- Connects and controls a maximum of 4 radios or bands
- Supports 16 Kenwood models
- Connects thru the radio's mike jack
- Controls frequency, power, RF power, CTCSS, Shift, etc.
- Expands user function output
- Just plug, program, and play
- \$275

For more details or to order, call or write:

Doug Hall Electronics

815 E. Hudson Street

Columbus, Ohio 43211

1-614-261-8871/ Fax 1-614-261-8805

CIRCLE 19 ON READER SERVICE CARD

Q Why Pay More For Less?

A Don't! With reliable DAIWA D.C. Power Supplies you won't have to!



More Power, More Features, More Quality - Less Money!

- High Output Capacity - For unit size and weight from Daiwa's super-efficient designs
- Excellent Regulation - With 2.5mV ripple typical; twice as good as most other brands
- Fully Protected - With both state-of-the-art overvoltage and fold-back over current protection circuits
- Adjustable Voltage - Standard on most models, with convenient front-panel voltage control
- Full Metering - Switchable to read voltage or current standard on all adjustable voltage models

With eight models to choose from, in 4 to 40 amp output ranges, you'll find a rugged Daiwa Power Supply to perfectly suit your particular needs!



Electronic Distributors Co.

325 Mill Street, N.E. • Vienna • VA 22180

Ph 703 • 938 • 8105 FAX 703 • 938 • 6911

Contact your favorite Dealer today!



closely as possible. This 12-page document calls for five "foxes," transmitting in sequence for one minute each. Contestants attempt to locate as many as possible within three hours, carrying a card to mark with the unique punches located at each fox.

Scoring is determined primarily by the number of transmitters found, and secondarily by elapsed time. Contestants are individually timed. They start at five-minute intervals, each coinciding with the start of fox #1 transmissions. This scatters the contestants on the course to minimize "follow the leader" problems.

Successful foxhunters pay attention to the bearings of all transmitters at all times, plotting them on maps provided by the organizers. They also eye their watches, since exceeding the three-hour time limit means disqualification. In other words, it is better to return after 175 minutes with only one fox found than to find all five in 185 minutes.

Each country may field one or more teams of three to five contestants each. Team score is a function of the best three individual scores. Team members are not allowed to help one another on the course. In addition to team medals, corporate sponsor Advanced Electronics Applications provided medals for the top three individual entrants.

IARU rules for foxhunt championships call for separate categories for seniors (males 18 to 40 years), ju-



Photo B. Ben Young VE7AJT, the youngest competitor, has just found his first fox and is looking for #2 with one of the Japanese RDF sets.

niors (boys under 18), women (any age—nobody asks!), and "old-timers." Only seniors are required to find all five transmitters in IARU European/



Photo C. Svetlana Boltchenkova UA0CNE, one of two YLs participating in the foxhunt, leaves the starting corridor. She used a three-element Russian RDF set.

Asian events; others need find only four. Because there was only one junior (Photo B) and two women (Photo C) among the contestants, we agreed

that there would be no special categories in FRG-93. Everyone must attempt to find all five transmitters.

The Russians fielded two teams of

Computer Controlled Ham Shack for personal or club station

Ultra Comshack 64 Duplex/Simplex Controller

HF & VHF Remote Base & Repeater *Autopatch *Rotor Control *Voice Meters *Paging *Logging *Polite ID's *Voice Packet B.B.S.

Model CS64S REV 8...\$379.95
Includes: C64 Interface, disk, cables, Manual. Add \$5.00 S/H U.S.A. CA. address add 7.75% *Ask for free catalog!

FT 757; 767; 980; 736; 747
FT1000-TS 440; 940; 140
IC 735; 761; 781 VHF
FT 727R; 767; 736
TS 711; 811; 680; 950

Here are just a few of the Ultra's advanced Features:

- *Load, save, change all from 1 tones, Packet, or modem* Unlimited voice vocabulary *Voice clock executes events Daily & Weekly *Super Macros* user programming language! *300-4 digit user access codes
- *Disk & Printer logging of telephone numbers dialed, usage time, functions *18 Rotating Polite ID's* 16 External relay controls *CTCSS Tone Paging* CW Practice with voice *Security mode, T.tone mute* Voice announced user call sign when logging on *Voltage proportional courtesy beep indicates signal strength* 18 rotating Polite ID tails* Safety timers & overrides *Ultra Link* provides T. tone control from remote audio monitored *User programmed multi-tone courtesy beeps each mode *Modern or Packet control* 9 T. Tone Macros store 28 digit command strings *2 Talking Meter inputs * Packet+ Modem input* Simplex Repeater Mode Optional with DVR * WX1 & PK8 speaks temperature and humidity with polite ID *
- *Autopatch & Rev *Store 1000 (18 digit) tel. #'s *Quick dial & quick answer * Directed & general page *50 tel #'s restricted patch *Telephone control input* Regenerated touchtones *Autopatch auto off, detects calling party hangup* Pulse or touchtone dial *Call waiting & last number redial*
- H.F. & VHF Remotes H.F. & VHF SQ det *Scan up/down; 100Hz step + variable scan rate *Monitor mode defeats PTT *Lock mode allows T. tones to TX through remote *Auto mode & split select *9 Scan memories store Mode, splits, VFO A & B *Talking Meters; Voltmeter * Voice & CW Beacon *Voice Rotor control Ultra Comshack 64 Model CS64S... \$379.95

Ultra Com Shack 64 Options

- *Mount All modules including C64, Predrilled & painted incl mounts & cable clamps ALBX... \$159.95
- Digital Voice Recorder 32 or 64 sec voice Mailbox & ID tail, Inc. 1 Meg Ram, control with CS8 or PK8, Incl. cable for REV8 Ultra board, 5 or 12VDC. DVM... \$179.95
- 12V Power for C64 & 1541 with this crystal controlled Switching supply, runs cool & efficient draws <1 amp, Plugs into C64, fused, protected, heavy duty Model DCPS... \$129.95
- Add Duplex Control of Remotes with Telephone amplified hybrid, null & gain pots, & audio preamps Plugs into CS64S board, TLCN... \$159.95
- Autoboot EPROM cart plugs into C64 or PK8, disk or System version CART... \$109.95
- 8 On/Off relays Inc. 3 DPDT 2 A. relays +5 SW. outputs. Use with HM1 to rotate beam... CS8... \$99.95
- Add 2 Voice Meters + 2 Alarm Inputs + 8 Relay On/Off Switches PK8 \$159.95
- *PK1 adds Control of Ultra via Packet or Tel. modem and provides a Packet to Voice BBS, Reg. 2nd C64 & PK8, Inc. 4 ft data cable to PK8. PK1 \$99.95
- Speak Temperature & Humidity (Req. PK8) Inc. 25 ft. remote cable, or WX1 plugs into PK8. WX1... \$189.95
- Rotor control Analog to digital converter; use with CS8; voice bearing +/- 5 deg. for all rotors HM1... \$69.95
- Ultra Com Shack 64 Manual All schematics, diagrams and how to operate & set up remote base. Refund with purchase of CS64S. MN... \$25.00
- *Mastercard*Visa*Amex*Disc ENGINEERING CONSULTING 583 CANDLEWOOD ST. BREA, CA. 92621 Tel: 714-671-2009 Fax: 714-255-9984

Video Multi-Page letter & graphics Gen.

- *ATV, Slow Scan; Hi Res * Autoboot C64 EPROM CART
- *Used by 100's of CATV sys. for Local channel insertion
- *Time / date macros send touchtones, vary seq. & load
- *Multi-page Modem transfer [Video/Audio] Model "VIDG" \$189.95 inc. disk+ out cable
- *240 letter crawls, flash lines
- *Special effects, 16 colors
- *NTSC output & color bars
- *PK8 & WX1 adds relay control & Temp. & Humidity

AUDIO BLASTER™ Works inside all H.T.'s!

- AB1S ← Miniature Audio Amp/ Used by police
- Module installs inside all H.T.'s; 1 watt audio amp! When it needs to be loud! Universal installation diagrams AB1S... \$24.95

TSDO QUAD TSDO 4 DIGIT Touchtone Decoder

- QUAD Relay Expansion plug-in option
- TSDO use as Repeater On/Off, C64 reset, 8/20 VDC, audio in; Field Program 50,000 Codes; Mom. & Latching; Inc. DPDT Relay; LED digit valid & latch; 24 Pin connector. QUAD option adds: four 2 Amp. relays + 5 digit on & off code for each relay. 2"X3"
- 4 Digit Decoder "TSDO" \$89.95; Expand "QUAD" \$99.95

Touchtone to RS232 300 Baud Interface "Decode-A-Pad"

- Decodes all 16 touchtones. Works with terminal modem programs. *DAP* works with all computers Inc. 9 pin I/O connector, TTL or RS232 buffered outputs DAP \$99.95

CALL NOW! 1-800-377-2339

REPEATER MAPS REPEATER MAPBOOK

2M MAP NOW FULL COLOR!

NEW! 1993-94
INCLUDES:
10M, 2M
220 MHz
440 MHz
900 MHz
1.2 GHz

Use the QUICK-N-EASY REPEATER MAP to find the repeater you are looking for! HIGH QUALITY laminated plastic card with map of your state (California residents specify North or South CA) with 2m repeaters on the front and other bands on the back. Because it's laminated, it's tough and rugged. YOU'LL LOVE IT!

\$3.95 PER CARD
INCLUDES:
144 MHz 220 MHz
440 MHz 900 MHz
1.2 GHz

ORDER 3 CARDS FOR JUST \$10

Our quality Repeater Maps are now available in book form! That's right, our new book includes all U.S. States, all Canadian Provinces, Mexico, Central America and the Caribbean! Maps show city location, repeaters, highways, ham dealers, and tourist information! PERFECT FOR TRAVEL! More than 175 pages!

ORDER TODAY! \$9.95

NEW REGIONAL REPEATER MAP GUIDES

A whole new way to enjoy our map cards! The regional guide includes six laminated state cards, spiral bound for easy use. Very handy, and super for regional travel!

\$9.95
PLUS \$1.00 S/H COLOR/LAMINATED

QUICK-N-EASY SHORTWAVE

New book includes everything you need to know to have fun with shortwave radio! Great book for beginners and also experienced listeners

ORDER TODAY! \$9.95

F B Enterprises
23801 NW 1st Ave.
Ridgefield, WA 98642-8830
CALL TODAY! 1(800) 377-2339
Dealer Inquiries Welcome

CATALOG \$2
REFUNDED WITH PURCHASE

CARD ORDERS
ADD 50¢ SHIPPING

BOOK ORDERS
ADD \$3.00 SHIPPING

CIRCLE 33 ON READER SERVICE CARD



Photo D. At the Sunday demonstration, Evgeny Stavitsky UWØCA shows a blindfolded ham how to get a bearing with a Russian two-element RDF set.



Photo E. Leading Russian team #1 to the foxhunt gold medal were (left to right) Igor Krivosheev UAØCZ, Mikhail Zavarukhin UWØCN, and Alex Savin UAØCDX. They accepted the award at the Saturday night banquet.

four members each. The three-member Canadian team was joined by Yoshiko Yamagami JQ1LCW, the only participant from Japan. Kevin Kelly N6QAB, J. Scott Bovitz N6MI, and Randy Seybold K5TTE competed from the USA.

By the time our rules were finalized, it was getting late. After the traditional toast of Russian vodka to seal the agreement, it was time to go.

Testing . . .

Perry was admittedly no foxhunt expert, but he had obtained expert assistance. He had called the VictOrienteers, who hold regular outings in

Thetis Lake Park. Alan Philip, one of the organization's leaders, volunteered to help, and brought several other members for timing and Course Marshall duties. No one knows the park better than Alan, who was chief cartographer of the beautiful 1:15000 topographical map supplied to the contestants.

At orienteering events, contestants navigate their way through unfamiliar wooded terrain using only a topo map and compass, looking for previously placed controls (red and white flags) at locations marked on the map. Radiosport foxhunting is similar to orienteering; locations of flags coincide with

the fox transmitters. (But foxes aren't marked on the map, of course!)

Alan had suggested five fox sites, which we tested Thursday. Total distance around the course would be 4-1/2 kilometers. That's not easy, but it's much less than the 12 km courses common in European championships.

Evgeny UWØCA and April WA6OPS stayed at the start/finish point with radio direction finding (RDF) gear as Perry, Alan, and I carried a test transmitter around the course, braving occasional bouts of rain. At each of the five sites, we determined the power and antenna configuration needed to give adequate signal to the

starting corridor.

Southern California T-hunters (N6MI, N6YKE, and AF6O) supplied the five course transmitters and endpoint homing beacon. All used N6MBR TBOX boards (see "Homing In" for October 1991) for perfect synchronization.

RDF Equipment: The Scapegoat?

Everyone agreed that the 1991 FRG foxhunt course in Portland, Oregon's Forest Park had been very difficult. Only seven contestants out of 16 found all five transmitters. The Russians felt the RDF sets supplied by FARS-Portland were partly to blame.

Hot Off the Press

The "Grounds" for Lightning and EMP Protection

SECOND EDITION

A comprehensive hands-on guide to proper grounding installation, measurement and maintenance for direct lightning strike survival. Over 100 pages with new informative "how-to" charts, graphs and pictorials. From high rise to mountain top, for radio sites and computer LANs, this is a *must* read book.

Only \$22.95 (includes first class postage).

(800) 325-7170 ■ (702) 782-2511 ■ FAX: (702) 782-4476
2225 Park Place ■ P.O. Box 9000 ■ Minden, NV 89423-9000

Advanced Spectrum Analysis

New Spectra Plus! Examine audio signals in real time, or record and post-process from WAV files. View time-series, spectrum, color spectrogram, and/or 3D surface plots in separate, independent windows.

Spectra Plus gives full control over FFT size, sample rate, scaling, gain, and averaging period.

Point and click to make a measurement, mark frequencies, and print results. **Spectra Plus** features advanced options such as triggering, smoothing window, overlap processing, and more. --And it's *fast!*

Many applications... from audio equipment repair to speech, music, and modulation analysis.
Requires Windows 3.1[®] and any compatible 8- or 16-bit sound card. No programming required.

Spectra Plus

Price: \$179, Intro Special, \$129
 Demo disk, \$4 (credit toward purchase)
 Spectra Lite (spectra plot only) \$39

Visa, MasterCard, Check or Money Order to
Pioneer Hill Software
 24460 Mason Road 1-800-401-3472
 Poulsbo, WA 98370 FAX: 1-206-697-3472

CIRCLE 49 ON READER SERVICE CARD

CIRCLE 311 ON READER SERVICE CARD

These dual-antenna units, which work on the time-difference-of-arrival (TDOA) principle, give only direction indication, without strength information.

TDOA sets are susceptible to bearing errors caused by multiple signal paths (multipath). The direct signal competes with reflections from nearby objects, such as hills and trees. When using a TDOA RDF set, it is necessary to keep moving and take bearings very frequently to average out these multipath effects.

The Russians volunteered to provide the competitors' RDF sets for FRG-93. They brought 10 receivers (model Altai-145) from the Barnaul Radio Factory in their country. Altai receiver circuits are cleverly built into the boom of two- or three-element beam of flexible steel tape for safety in the field. There is an AM detector (which also works on FM signals) and a pseudo-BFO that serves as an audible strength indicator for distance estimation.

Altai sets were available for all contestants to use, but some chose to use others. There were a couple of Japanese RDF sets with HB9CV two-element arrays and two of the TDOA units. Russian and Japanese hams have only 144 to 146 MHz on 2 meters, so course transmitters were modified to operate on 145.725 MHz. With no crystal or ceramic filter, the single-conversion Altai receivers are rather broad. But they worked well on this

Gold	Alex Savin UA0CDX	2:07:10
Silver	Igor Krivosheev UA0CZ	2:27:00
Bronze	Mikhail Zavarukhin UW0CN	2:52:31

Figure 1. Individual medalists at the FRG-93 foxhunt and their times to find the five transmitters.

Gold	Russia #1	UA0CDX, UW0CN, UA0CNE, UW0CR
Silver	Russia #2	UA0CZ, RA0CE, UA0CKB, UW0CD
Bronze	Canada	VE7BFK, VE7AJT, JQ1LCW, VE7MAL

Figure 2. FRG-93 foxhunting championship teams and team members.

hunt, except for minor QRM from local packet operations on 145.69 MHz.

Banking Signals Off the Lakeshore

It was our intent that the 1993 foxhunt course be less arduous than 1991's, giving better scores. All foxes were placed near established trails in the southeast corner of the park. Contestants picking the proper 4-1/2 km trail loop would pass close to each one.

Foxhunt Friday brought perfect weather and no malfunctioning of equipment. But to everyone's surprise, scores were poorer than in 1991, overall. Only three competitors found all five foxes. The average was 2.1 foxes found per contestant.

The Russians were clear winners, though they averaged only 3.1 foxes each (Photo E). No doubt their familiarity with European/Asian-style foxhunting and the RDF gear gave them an advantage. But they are also in very good physical condition, when

you consider that their team's average age is 40.

Hunters who didn't do well were probably victims of signal reflections again. This time, however, the bounces came from more distant points. The signal path from fox #1 to the start was unobscured, so most hunters found it. But the direct path from #2 and #3 to #1 was blocked by 200-foot hills.

Sometimes the signal propagated from foxes #2 and #3 by passing over a big lake to the west of the course or a marsh to the northwest, then bouncing off hills on the opposite bank to get back to hunters at the start or at fox #1. In such cases, the classic principle of RDF comes into play: "Your RDF set indicates the direction of incoming signal, which may or may not be in the direction of the fox." Often, it wasn't.

Hunters following reflected signals were drawn into the vast interior of the 2200-acre park. Perry says there is a nude beach somewhere on the

lakeshore. I wonder if any of the contestants discovered it!

Try It Blindfolded

If North American hams are going to hold our own in future European/Asian style foxhunts, we must make them regular events here, to gain experience and to train future champions. To encourage the hams of Victoria, the Russians put on a demonstration Sunday at the FRG hamfest grounds.

To make it more interesting at this flat, treeless campus, attendees were invited to try finding a fox while blindfolded, using only the audible indications of a Russian RDF set to get bearings (Photo D). What fun—maybe this should replace transformer tossing and QLF (left-foot CW sending) contests at our summer hamfests!

Beautiful scenery, friendly competition, exercise, radio talk, and international goodwill—FRG-93 had it all. I could go on about the CW sending and the pile-up contest, the special events station, and the N6MI/K5TTE QRP Field Day in the park, but I want to leave room for plenty of photos to inspire you to add on-foot foxhunting to your club's RDF activities.

The hams of Khabarovsk, Russia, are hosting the next Friendship Radiosport Games in 1995. You're invited. It's not too early to start training. Let's win some medals and help bring the big FARS traveling trophy back to the USA!

73

Personal Autopatch

Make and receive telephone calls from your mobile or HT with your own personal autopatch. Connect to phone line and transceiver microphone, PTT, and speaker jacks.



NEW! Now with memory backup.



- Full duplex or simplex with courtesy beeps.
- Programmable local and long distance codes.
- Automatic CW identification.
- Microprocessor controlled timeout protection.
- Controlled by VOX or carrier detect.
- Regenerated DTMF or pulse dialing.
- Separate external remote control output.
- 1.5" Hx4.6" Wx5.05" D shielded metal cabinet.

Personal Autopatch SDP-600.... \$249.95

12Volt power adapter 11.95

Shipping and handling \$5 in US, \$15 foreign.



30 day money back guarantee.
90 day warranty.



j•Com• 793 Canning Pkwy • Victor, NY 14564
(716) 924-0422 • Fax (716) 924-4555

CIRCLE 39 ON READER SERVICE CARD

ROANOAK DOPPLER DF

At last there is a P.C. board to build the famous Roanoak Doppler Direction Finder.

Good for locating interference! Ready to assemble board and components. . . \$87.50

"Transmitter Hunting"


TAB Books 323 ppg. . . \$19.95

(The calibration procedure for this unit can only be found in this book.)

California residents add 7.75% sales tax.

Douglas RF Devices, P.O.Box 246925

Sacramento, CA 95824-6925, (916)688-5647



CIRCLE 231 ON READER SERVICE CARD

Texas BugCatcher

"The SERIOUS HF Mobile Antenna"

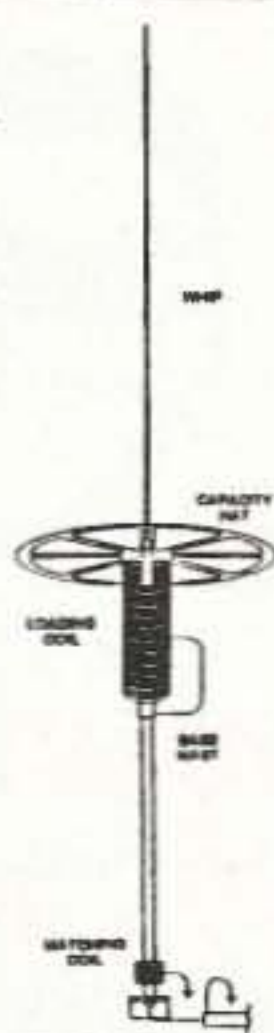
Unmatched in Quality
Unmatched in Performance

CALL OR WRITE FOR
FREE BROCHURE
GLA SYSTEMS
P.O. Box 425
Caddo Mills, Texas 75135
903-527-4163

We can supply everything you need for that BIG mobile signal you have always wanted! The Texas BugCatcher can be custom designed to fit YOUR particular vehicle.

Are you ready to own the BEST???

HENRY ALLEN WB5TYD ---- TINA ALLEN



FOLD-AWAY ANTENNA MOUNT



FOLDS TO ALLOW DOORS TO OPEN FOR MINI VANS AND UTILITY VEHICLES
BOLTS TO TRAILER HITCH OR FLAT PLATE
SUPPORTS LARGE HF MOBILE ANTENNAS
NON FOLD OVER MODEL ALSO AVAILABLE

CIRCLE 124 ON READER SERVICE CARD

HAMS WITH CLASS

Number 17 on your Feedback card

Carole Perry WB2MGP
Media Mentors, Inc.
P.O. Box 131646
Staten Island NY 10313-0006

NASA Resources

There is such a plethora of books, pamphlets, videos, and other resources out there for teachers to avail themselves of that it sometimes seems like an overwhelming task just to categorize and zero in on where to begin looking for needed classroom materials. With that in mind, I'm dedicating this month's column to helping teachers and instructors of amateur radio to quickly locate some of the resources that NASA has to offer.

With more and more schools participating in SAREX projects, the need for highly motivational lessons and materials about space travel and communications is becoming greater. Ever since my school's SSTV contact with Tony England WØORE on board the *Challenger* in August 1985, I've always included a unit on space and communications in my ham radio curriculum. The materials are always current and overlap very nicely into science and current events studies. My sixth-, seventh- and eighth-graders really love this portion of the curriculum, and it provides fabulous follow-up and enrich-

ment activities in the classroom.

On March 2, 1993, NASA's education staff met with five aerospace education organizations for an overview of each of their programs and a discussion of how NASA can work with them in supporting NASA's Strategic Plan for Education. All five organizations have programs complementary to NASA and all support pre-college education.

1. For eight years now, *The Young Astronaut Council* has targeted students in the K-9 age group. The Y.A.C. supplies space-theme curriculum packages and a teacher's handbook for \$40 annually. Chapters are often funded by community groups such as the PTA, Kiwanis Club, Civil Air Patrol, and Air Force Association. The Council now offers a "distance learning" program using satellite technology to beam space curriculum programming three days a week from their Spokane, Washington, uplink. The Council also recently developed curricula, specifically targeted to reach minority students, through funding from the National Science Foundation. For further information, contact The Young Astronaut Council, 1308 19th St. N.W., Washington DC 20036; (202) 682-1984.

2. *U.S. Space Camp*, a nonprofit educational organization, is open to students in grades 4-12, and to educators

who may participate in graduate or in-service teacher training, workshops, and conferences. The main goal of Space Camp is to motivate students to study mathematics, science, and other high-technology subjects. More than 150,000 students have graduated from Space Camp programs since 1982. Space Camp tuition ranges from \$450 to \$750, excluding air fare. Scholarships are available in three categories: scholastic achievement, ethnic background, and financial need. For further information, contact: U.S. Space Camp, U.S. Space and Rocket Center, P.O. Box 070015, Huntsville AL 35807-7015; (800) 63SPACE.

3. The *U.S. Space Foundation* is a nonprofit educational organization promoting public awareness of America's space programs. It serves as a national resource for research and educational information on all aspects of space. The Foundation, in conjunction with the U.S. Air Force Academy, offers a five-day graduate level course, "Getting Comfortable Teaching with Space." Shorter in-service courses are also available in local school districts on request. Members of the Foundation's "Project First Step" designed an innovative middle school science curriculum using astronauts and other scientists as role models. For more information, contact the Foundation at 2860 S. Circle Dr., Suite 2301, Colorado Springs CO 80906-4184; (719) 576-8000.

4. The *Challenger Center for Space Science Education* is an international network of facilities and programs

founded by the families of the seven crew members of *Challenger* flight 51-L to continue the crew's educational mission. Currently, 14 high-tech space simulators are located in science centers, museums, and school districts across the U.S. and Canada. The simulators fly middle school students through two-hour missions where they learn science and develop problem-solving and communication skills. The *Challenger* Center has developed a wide range of student and teacher programs, which are often led by members of NASA's "Teacher in Space Program." The Center also offers live international teleconferences. For further information, contact The *Challenger* Center for Space Science Education, 1055 North Fairfax St., Suite 100, Alexandria VA 22314; (703) 683-9740.

5. The *Astronaut Memorial Foundation* was established in the aftermath of the *Challenger* accident to honor all 16 astronauts who have lost their lives in the line of duty. The Space Mirror National Monument was established at the Kennedy Space Center by a joint resolution of Congress. In addition, the foundation is creating a Center for Space Education on six acres of land adjacent to the memorial to further enhance NASA's education program. The center will also explore and develop new learning techniques and environments for the future. Plans for group and individual activities run the gamut, including: demonstrations, discussions, conferences, workshops, symposiums, and lectures. The center will also provide films, satellite transmissions, and

BATTERIES

BUY DIRECT FROM US, THE MANUFACTURER!



YAESU/MAXON

FNB-2	10.8v @	600 MAH
FNB-3/3A	9.6v @	1200 MAH
FNB-4	12v @	750 MAH
FNB-4A	12v @	1000 MAH
*FNB-10(S)	7.2v @	1150 MAH
FNB-12(S)	12v @	600 MAH
equiv. to FNB-11 (1/2" shorter)		
FNB-17	7.2v @	600 MAH
*Same size case as FNB-12		
*FNB-25	7.2v @	600 MAH
FNB-26	7.2v @	1000 MAH
**FNB-26-S	7.2v @	1500 MAH
*FNB-26A	9.6v @	800 MAH
*Same size as FNB-26 case		
FNB-27	12v @	600 MAH
**FNB-27S	12v @	800 MAH
**(1/2" longer than FNB27)		

SPECIAL
FOR THE
MONTH OF OCTOBER

**10%
OFF
ON ALL
ICOM**

**Replacement
Battery Packs**
LOOK FOR NOVEMBER'S
SPECIAL OF THE MONTH

MONTHLY DISCOUNTS
APPLICABLE TO END-USERS ONLY

Powerpac+®

6 V for Camcorders & 12 V for 2-way





Prices and specifications subject to change without notice.

W & W ASSOCIATES

29-11 Parsons Boulevard, Flushing, N.Y. 11354

WORLD WIDE DISTRIBUTORSHIPS AVAILABLE. PLEASE INQUIRE.

MADE IN
THE U.S.A.
SEND FOR
FREE CATALOG
AND PRICE LIST



NYS residents add 8 1/4%
sales tax. Add \$4.00 for
postage and handling.

In U.S. & Canada Call Toll Free (800) 221-0732 • In NYS (718) 961-2103 • FAX: (718) 461-1978

CIRCLE 191 ON READER SERVICE CARD



Photos A & B. Sixth-graders Steven and Lisa proudly display their space dioramas for the class.

curriculum materials to support the learning process. Funding for the center will come from the sale of Florida *Challenger* license plates, and from corporate, foundation, and individual contributors. For further information,

contact the Astronaut Memorial Foundation, John F. Kennedy Space Center, Mail Code AMF, FL 32899 (407) 268-0272.

Be sure to let me know about any creative new innovations you come up

with to help bring space science into the classroom. Sharing innovative lessons with other teachers and ham radio instructors remains the primary goal of this column. Please join us on The CQ All Schools net this fall when

school begins. Listen for us on Tuesdays and Thursdays at 17:30 UTC on 28.303 MHz for 10 minutes. If you don't hear anything, after 10 minutes go to 21.325 MHz. After 10 minutes look for us on 14.325 MHz. 73

Come to the 1993 AMSAT Space Symposium

La Quinta Inn & Conference Center
Arlington, Texas

October 8, 9 & 10

Your BEST chance to learn how to work Amateur Satellites:

The high orbit DX satellites:
OSCARs 10 & 12

The "Easy birds":
RS 10 & 12

Store & forward PACKET spacecraft
AO 16, LU 19, UO 22, KO 23
and more coming SOON!

Now building:

Phase 3D (The satellite for ALL amateurs)
SEDSAT (Easy to use 2 to 10 meter transponder + digital)
PANSAT (An experiment in amateur spread spectrum)
RS 15 (A new Russian 2 to 10 meter satellite)
More PACKET satellites



Marjorie Swain with Grand Prize won at 1992 Symposium - a Kenwood TR-751A all-mode 2 meter transceiver. OM Carroll W7DU seems pleased with her good fortune.



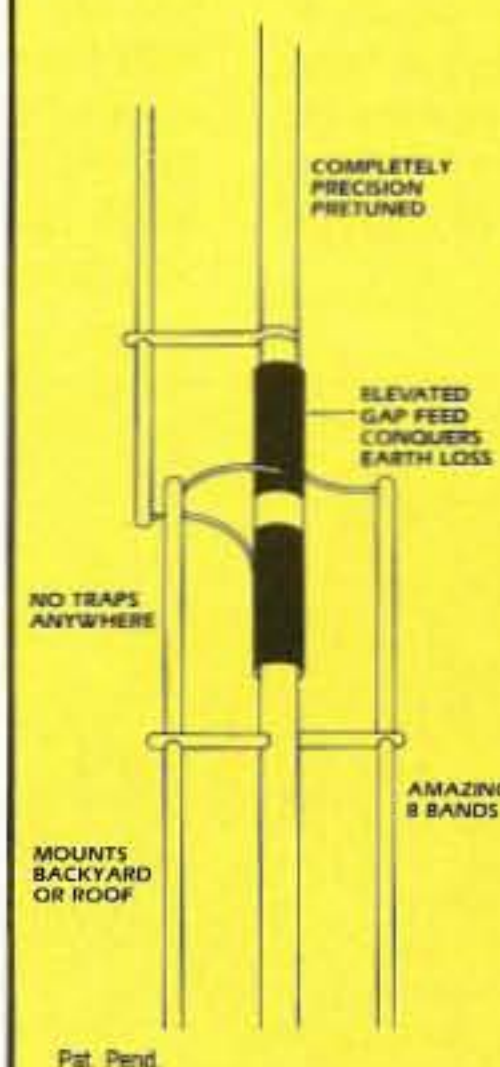
For more information
write or call

AMSAT

PO Box 27
Washington, DC 20044
301-589-6062

THE ANSWER IS GAP TECHNOLOGY • THE ANSWER IS GAP TECHNOLOGY

Q An Antenna with No Earth Loss?
A Yes... the answer is GAP'S revolutionary technology.



If you're looking for an antenna that can out perform the others and give you the edge, you're looking for a GAP. The Challenger DX-VIII is the revolutionary design that answers your demands for multi-band operation and unequalled efficiency with low noise. This is the technology that eliminates Earth Loss. GAP delivers from an elevated feed; your power doesn't disappear into the ground. Put it up. Turn it on. No tuning. No frustration. GAP delivers everything but the hassles. And — GAP delivers at a fraction of the cost of the "so-called" competition.

The Challenger DX-VIII
80m 40m 20m 15m 12m 10m 5m 2m

\$249
plus shipping

All out efficiency.
All out performance.
GAP gets it all out.



6010 Bldg. B
N. Old Dixie Hwy.
Vero Beach, FL 32967
(407) 778-3728
Commercial Frequencies Available

ANTENNA PRODUCTS

THE ANSWER IS GAP TECHNOLOGY • THE ANSWER IS GAP TECHNOLOGY

CIRCLE 110 ON READER SERVICE CARD

Low Power Operation

Mike Bryce WB8VGE
2225 Mayflower NW
Massillon OH 44646

A Low Cost, Low Power Pretzel Transmitter, Good Enough to Eat

This month's project started when I decided to clean up my workbench. Seemed I had all kinds of parts laying about on the bench to build a small transmitter (and a color TV, X-ray machine and so on.) So, with pencil in one hand and a broom in the other, I started working on a schematic while the soldering iron cooked on the workbench. This is a project that just begs to be changed and modified. In fact, I'd be upset if no one modified it for their own use. The schematic is shown in Figure 1.

The project began as a transmitter for 18 MHz but, lacking a proper crystal, the transmitter ended up on 10 MHz instead. Also, I built this project on a single piece of double-sided PC board using the *ugly* construction method. If you've never tried this method before, you're in for a surprise. Normally, you use high-value resistors (1 megohm or higher) as tie points for the various connections. I didn't take this route; I used *sky wiring* instead. In sky wiring, the connections between components just tangle in the air. This does make for a few problems, the biggest of which is having the different connections short out against one another. I fixed this problem by using small pieces of pretzel here and there. I always have a fresh supply of pretzel crumbs on my workbench. And no, I have no idea what the capacitance of a length of pretzel is.

You'll also need at least two sizes of soldering irons. A large, 35 watt iron is needed for soldering to the copper foil. The copper foil is a very good heat sink and a smaller iron (15 watts or less) does not have enough umph to make a good solder joint on the copper foil. You'll still need a smaller iron, though, to make connections between the individual parts.

To keep the cost down to almost nothing, the antenna connection is simply soldered directly to the output filter. Likewise, the crystal is soldered directly to the VXO capacitor, without a socket. Be careful when soldering to the crystal—too much heat and you'll end up destroying it.

The Circuit

A VXO is used for frequency control. They're simple to build and give you an ideal method of frequency control, without the drift of a VFO. The supply voltage to the oscillator is regulated in two different ways. First, a 78L08 regulator provides a stable +8 volts to the collector of the oscillator's transistor. Second, a red LED is used to supply 1.5 volts of bias to the base of the transistor. A red LED makes a cheap and dirty regulator (and there were plenty laying around my bench).

By adding a small amount of inductance in series with the crystal, we can expand the range of the VXO. The value is not especially critical, so don't get overly concerned with the number of turns to use and on what core. Depending on the crystal, the amount of inductance may need to be changed to get proper VXO action.




Photo A. The junk box rig on 30 meters. Note the pretzel between the buffer and the driver transistor.

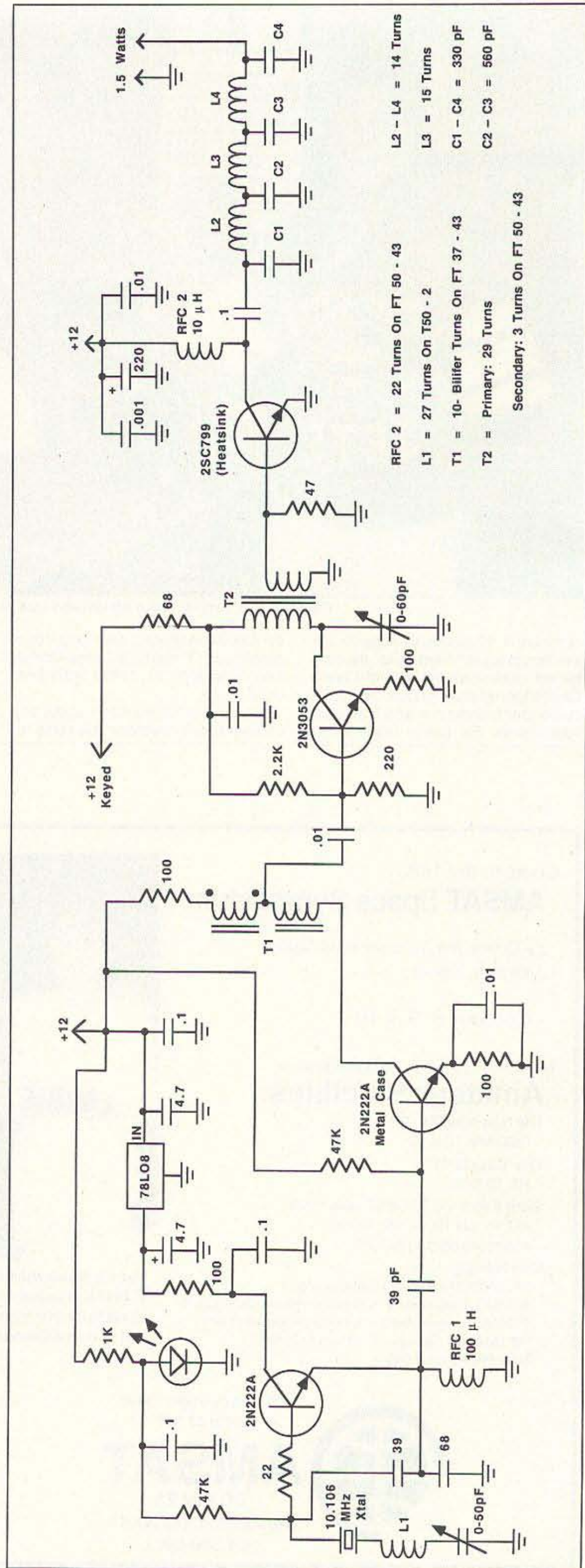


Figure 1. Schematic for the junk box 30 meter pretzel rig.

The main tuning capacitor I have listed as 50 pF on the schematic. In my version, the capacitor I used looks like it may be only 20 or 30 pF. Even with this small value, I'm able to go from 10.115 MHz to 10.122 MHz with a crystal marked 10.116 MHz. That's not too bad, as this range puts me right about in the middle of the action on the 30 meter band. Depending on the value used for your tuning capacitor, crystal and series inductors will determine the frequency swing. Some crystals will *bend* more than others, giving you greater VXO swings.

The oscillator runs all the time; it is not keyed. The supply voltage of the oscillator must be removed or you'll hear its signal in your receiver. If you plan on using this oscillator for a direct conversion receiver you'll need to keep it running. If you want, a second low-value capacitor may be used to couple some RF into a mixer for your receiver.

Energy from the oscillator is coupled to the buffer via a small capacitor. In my model, I found a 33 pF cap on the bench, so that is what I used. Reducing the value of this capacitor will reduce the amount of RF coupled into the buffer. The smaller the value, the less pulling of the oscillator during keying. To a lesser extent, this will affect the amount of output power, too. Don't go too low or you'll end up with a QRP transmitter. On the other hand, don't use too much capacitance either. It will load down the oscillator and give you no more output at the antenna. Values between 20 and 100 pF should work just fine.

The buffer consists of another 2N2222 transistor. The 2N2222 I used is in the metal-case style. These seem to be a bit harder to kill and I've found you can get a bit more power out of these metal-cased units than the popular plastic jobs. A trans-

former decouples the RF from the collector of the buffer and a small amount is then placed at the base of the driver transistor.

The driver uses a 2N3053 transistor in the TO-5 case. This stage is tuned by the 2-40 pF trimmer on the collector of the driver. The trimmer I used seemed to be a bit too small, so another 37 pF capacitor was soldered in parallel with the trimmer. The driver is the only stage that is keyed. Keying is done by applying +12 volts to the driver. The transmitter keys very well. There are several bypass capacitors on the collector to keep RF out of the VCC line. In most cases a PNP keying transistor would be used here. I could not find one, so I keyed the rig by the "arm-strong" method—I used a clip lead! Figure 2 details a keying transistor and how you would interface it to the project. I did not use a heat sink on this driver transistor, but one wouldn't be a bad idea.

RF from the driver is coupled via the transformer's link turns to the PA transistor. A 47 ohm swamping resistor on the base of the PA transistor

helps stabilize this stage. You'll need to use a heat sink on the PA transistor. The output filter is of a standard design using three toroids. Silver mica capacitors would be my capacitors of choice, but I used ceramic capacitors without any noticeable trouble.

By changing the input impedance of the filter we can get more RF out to the antenna. Normal input impedance is 50 ohms. This was exactly the case in my version. Instead of using the standard value capacitors in the first stage, I changed the input impedance of the filter. I started with 140 pF and, by adding small-value capacitors in parallel, I steadily increased output power. After I got done, I had over 3 watts of clean RF going to the antenna, and a real mess with all those capacitors soldered in parallel! Three watts is about one S-unit over the normal 1.5 watts you'll get. The values shown in the schematic will produce an output power of 1.5 watts. It's up to you to play with the output filter impedance and thus change the output power of the rig.

The transistor used in the PA is

somewhat critical. Because the leads are rather long, it's best not to use a transistor with a lot of gain, especially in the UHF range. That means don't even think about using a 2N3866! I used a junk box version of a 2SC799. A transistor pulled from a junk CB would be a fine choice too.

As I mentioned earlier on, this is a project just begging to be changed and added to. The only points to worry about are the lead lengths on the PA transistor and the driver. Try to keep them as short as possible. This is especially true of the emitter lead of the PA transistor.

Remember, the case of the driver and the PA are connected internally to their collectors. Therefore, they are also connected to the VCC line. Don't allow them to contact the copper foil or you'll end up with fireworks and melted transistor leads.

Have a good time with this project. Even if you don't get it to work, it's great practice in radio theory. If nothing else, find out why something won't work. Learning is always a process of correcting mistakes.

Clear the Pretzels Off the Bench!

One of the reasons I had to clean up my workbench was to start construction of the ARK 40 transceiver. This is really a slick project, especially if you're tired of the usual VXO- or VFO-controlled NE602 transceiver. The ARK 40 will produce a hefty 5 watts output on the 40 meter band. Oh yes, the ARK 40 is a fully synthesized rig on the 40 meter band. It's simple to operate and a joy to use. You can find a complete review of the ARK 40 elsewhere in this issue of 73.

Next month, I'll have some details about computing the values for the output filters. Until then, remember, use wits instead of watts. 73

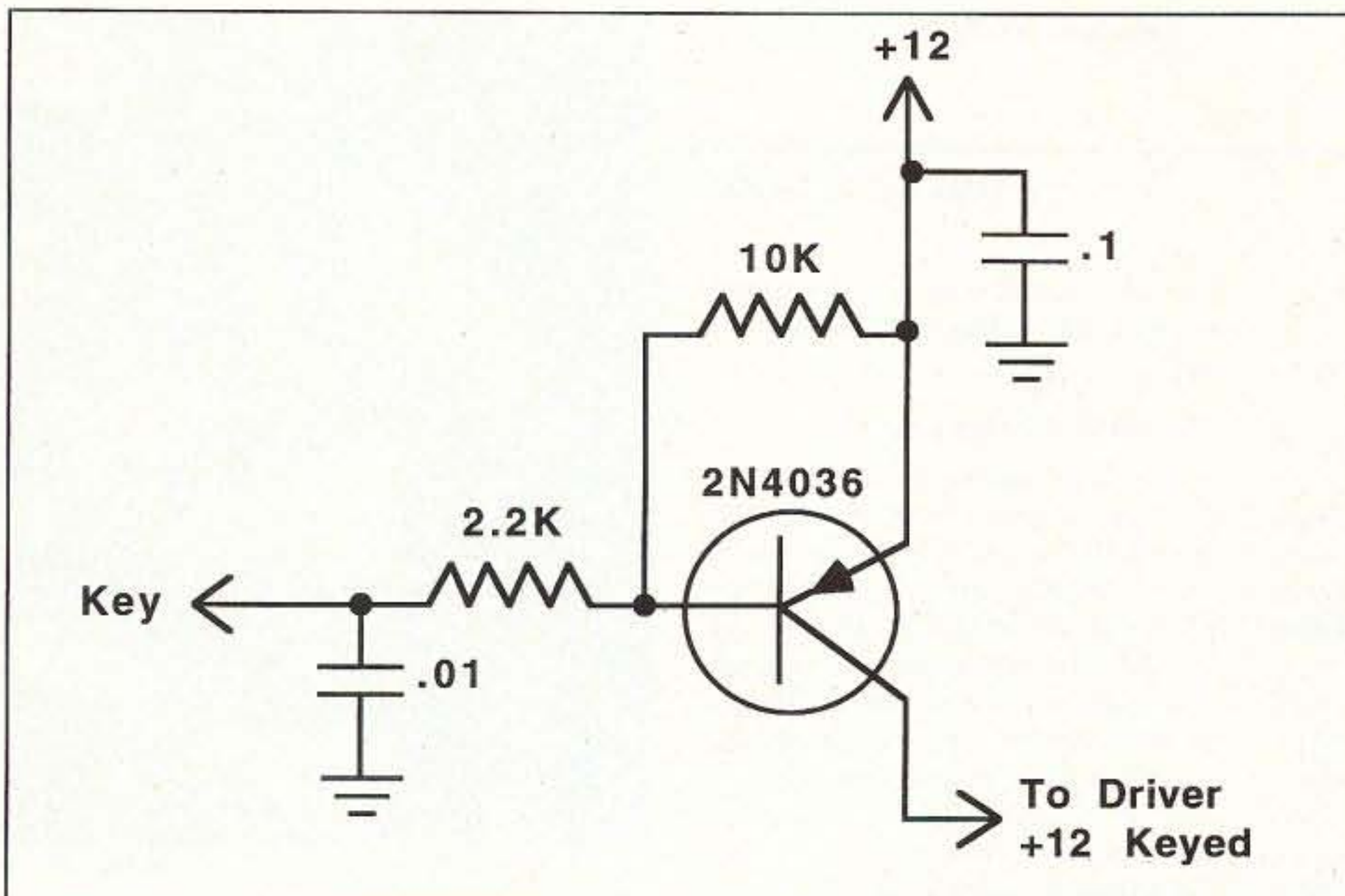


Figure 2. Schematic for an optional keying transistor and how you would interface it to the project.

NO MORE GUESSING WITH ANTENNA COMPARISON PERFORMANCE. The New "DIGI-FIELD" instrument has an extraordinary frequency response, DC to 12 GHz. "DIGI-FIELD" can be used as a sniffer for 60 cycle noise sources, as well as intensity detector of microwave oven leakage. With visual clear reading, you can make your own calibration. Use for radiation gain/loss measurements, antenna patterns, polarization, adjustments, helps to detect TVI, portable phones, car alarm transmitters, etc. Designed to be used with its own telescopic antenna or external antenna with PL 259 connector. Detect or output connector for AM. "DIGI-FIELD" has a 3 1/2 LCD display with (9V) low battery indicator. Available in the normal model "A" or the NEW ultra sensitive model "B".

For only \$119.95 this could be the answer and the solution to your RF problems.

IC ENGINEERING

16350 Ventura Blvd., Suite 125, Encino, CA 91436

Info Phone: 818-345-1692

Fax: 818-345-0517 800-FIELD-58

Orders Only: 1-800-343-5358




CIRCLE 293 ON READER SERVICE CARD

"Our products *speak*... for themselves"

DIGITAL VOICE RECORDER

NEW AudioQ218

- ✓ UP TO 218 SECONDS RECORD TIME
- ✓ UP TO 8 MESSAGES
- ✓ 4 SAMPLE RATES
- ✓ SPEAKER OUTPUT
- ✓ LO LEVEL OUTPUT
- ✓ 4 MEG OF RAM
- ✓ LO POWER
- ✓ TX ENABLE 400ma
- ✓ BATTERY BACKUP
- ✓ 8-15v DC OPERATION
- ✓ SMALL SIZE 2.5" X 2.5"



NOT A KIT
\$149.00
PLUS S+H

REPEATER CONTROLLER VOICE ID'er--KE2AM VER B

SEE REVIEW OF VERSION A
JUNE 1991 ISSUE OF 73 MAG.

- ✓ DIGITAL VOICE ID
- ✓ BATTERY BACKUP
- ✓ TIME-OUT TIMER
- ✓ TX HANG TIMER
- ✓ AUDIO MIXING
- ✓ ID TIMER
- ✓ MUTING
- ✓ TX ENABLE 400ma
- ✓ COR OR SQUELCH KEYED
- ✓ 8-15v DC OPERATION
- ✓ SMALL SIZE 3.2" X 3.4"



NOT A KIT
\$119.00
PLUS S+H

Both units are fully assembled and tested. Full documentation is included. For more information, call or write.

SPECIFICATIONS AND PRICES SUBJECT TO CHANGE.

GET-TECH

201 RILEY ROAD
NEW WINDSOR, NY 12553
(914)564-5347

Ham Television

Bill Brown WB8ELK
c/o 73 Magazine
70 Route 202 North
Peterborough NH 03458

ATV from Mt. Diablo

Just east of the San Francisco Bay Area lies a majestic mountain called Mt. Diablo that rises over 3,800 feet above the surrounding terrain. From the top of Mt. Diablo you can see most of the Bay Area (Berkeley and parts of the East Bay are shielded), as well as an unobstructed view of the Sacramento Valley. On a clear day you can see the snow-capped peaks of the Sierra Nevada range over 100 miles to the east stretching from north of Sacramento nearly down to Fresno. Mt. Diablo would seem to be the ideal site for an ATV repeater.

Don Smith W6NKF certainly thought so! In 1981 he installed his ATV repeater on a site near the top of the mountain. Don's system was a bit unusual since the Bay Area has a unique problem. It turns out that there is a military base near Sacramento that operates an over-the-horizon radar system called Pave Paws. This radar transmits megawatt pulses in the 420-450 MHz range that blanket the Bay Area, particularly the top of Mt. Diablo. Since any input in the 400 MHz band would be constantly wiped out by the radar, Don chose to put the input on the 1200 MHz band with the output on 427.25 MHz. He even worked out an agreement with the Pave Paws operators to keep the 427.25 MHz frequency clear from the radar signals. The repeater's output corresponds exactly with cable-ready channel 58 and allowed many folks to

view the repeater using just a simple antenna and cable-ready VCR or TV set.

The W6CX ATV Repeater

Currently owned and operated by the Mount Diablo Amateur Radio Club, the Mt. Diablo ATV repeater has an input on 1253.25 MHz AM with an output on 427.25 MHz (both vertically polarized). The repeater's antennas are mounted near the top of a 190-foot tower near the mountain peak and provide a 360-degree view of the region. With a range of over 100 miles, the repeater covers most of the San Francisco Bay Area, as well as the Sacramento Valley from north of Sacramento to south of Stockton and into the foothills of the Sierras. There are around 40 active members on the air (and many more who monitor the repeater via cable-ready VCRs). Two of the members reliably access the repeater from over 90 miles away. Occasionally the Black Mountain group will retransmit the Mt. Diablo output through their repeater in the San Jose area so that those in the East Bay can view the activities.

Every Thursday evening at 8 p.m. Pacific time, an ATV net is held on the 147.06 repeater and usually generates a lot of activity. This repeater and the 224.78 repeater are generally used for the ATV talk frequency in the region.

PACIFICON'93

Sponsored by the Mt. Diablo ARC, this year's PACIFICON convention (held October 22-24 at the Concord Hilton hotel) will again feature a live ATV demonstration console (see the photo). The ATV group plans to cover



Photo A. Jim Tittle KC6SOE mans the ATV control console during PACIFICON'92.

featured speakers, special events and highlights of the convention through the use of multiple cameras, videotape and remote feeds. This footage can be seen on the hotel's in-house cable system and will be transmitted through the ATV repeater as well.

One highlight this year will be an ATV balloon launch. Bill Brown WB8ELK and Don Smith W6NKF will be sending up the balloon between 10 a.m. and 11 a.m. on Saturday from the Concord Airport (Buchanan Field), just one mile from the convention. The balloon will feature a live TV camera transmission on 434 MHz, with on-screen telemetry overlay. An on-board GPS receiver will relay the balloon's position to aid in tracking and recovery. In addition, a simplex repeater will operate on 2m (144.34 MHz) and a beacon can be heard on 28.322 MHz. At the peak altitude of 110,000 feet, anyone within 400 miles of the Bay Area should be able to see the balloon's video and work through the re-

peater.

The chase team T-hunt group will be led by Syd Furman W6QWK and anyone with DF gear is invited to join in the chase effort. If all goes well with the Saturday launch, a second flight is tentatively planned for Sunday morning as well.

The Future

A 1200 MHz output for the Mt. Diablo ATV repeater is in the works (in addition to the 427.25 MHz output). Also, plans are being made to eventually establish a microwave linkup with Southern California.

If you'd like to see what's going on in the North Bay area, just drop on by for the Thursday night net and watch the action. With over 50 watts output power (soon to be 100 watts), you should be able to see the repeater with modest equipment (cable-ready VCR/TV and just about any outside antenna) as long as you're line-of-sight to the mountain. 73

SCARED OF THE CODE?

IT'S A SNAP WITH THE ELEGANTLY SIMPLE MORSE TUTOR ADVANCED EDITION FOR BEGINNERS TO EXPERTS—AND BEYOND

Morse Code teaching software from GGTE is the most popular in the world—and for good reason. You'll learn quickest with the most modern teaching methods—including Farnsworth or standard code, on-screen flashcards, random characters, words and billions of conversations guaranteed to contain every required character every time—in 12 easy lessons.

Sneak through bothersome plateaus in one tenth of a word per minute steps. Or, create your own drills and play them, print them and save them to disk. Import, analyze and convert text to code for additional drills.

Get the software the ARRL sells and uses to create their practice and test tapes. Morse Tutor Advanced Edition is approved for VE exams at all levels. Morse Tutor is great—Morse Tutor Advanced Edition is even better—and it's in user selectable color. Order yours today.

For all MS-DOS computers (including laptops). Available at dealers, thru QST or 73 or send \$29.95 + \$3 S&H (CA residents add 7.75% tax) to: GGTE, P.O. Box 3405, Dept. MS, Newport Beach, CA 92659 Specify 5 1/4 or 3 1/2 inch disk (price includes 1 year of free upgrades)



73

CIRCLE 193 ON READER SERVICE CARD

225-400 MHZ RF AMP



AM-6155/GRT UHF POWER AMPLIFIER, conservative 50 watt output from 10 W input using 8930 or DX393 tube (no choice) in silver-plated cavity drawer with 175-turn dial. Mainframe has metered solid-state power supply; requires 120/240 VAC 60 Hz and +20 V reg 60 ma. 7x19.5x18.5, 80 lbs sh (UPS in 2 pkgs.) **USED-not tested w/schematics \$235**

VARIABLE OSCILLATOR for R-390A receiver; NOT Collins mfg. 4 lbs sh. **#VFO-390A-OH, GOV'T RECONDITIONED \$45**

IF AMPLIFIER for R-390A with "good" 2-4-8-16 MHz mechanical filters; LESS RT-510, 6 lbs sh. **#IF-390A, USED-not tested \$115**

Prices F.O.B. Lima, O. • VISA, MASTERCARD Accepted. Allow for Shipping • Write for latest Catalog Address Dept. 73 • Phone 419/227-6573 • Fax 419/227-1313

FAIR RADIO SALES

1016 E. EUREKA • Box 1105 • LIMA, OHIO • 45802

CIRCLE 75 ON READER SERVICE CARD

ARE YOU BUILDING A Packet Network?

Join the latest Packet Radio excitement - building the networks that make it all possible. Using ordinary Packet TNCs with network software installed, you too can expand the existing network, or start your own! **ANS has all of the hard-to-find parts that will bring it all together:**



The 6-port NETRIX Diode Matrix Board connects TNCs together to form a network switching node, where packets are routed towards their final destination. It uses DE-9F connectors, is designed to eliminate expensive, unsightly cables, and works with either TheNET or ROSE networking software. \$24.95 as a complete kit, or \$39.95 assembled. Adapters for DRSI, MFJ or AEA TNCs are only \$2.49 each - specify TNC model.

The WireModem Adapter allows one TNC to connect via a WireLan Matrix) to up to 5 other TNCs. Connect switching nodes together to make a SuperHub, an inter-network gateway, or to attach a few servers (like a BBS or DX Cluster) directly to the network via wire for superior performance! Only \$2.95 as a kit, or \$4.95 assembled. **WireLan Matrix S1, assembled.**



To bring it all together, ANS offers TNC to Radio cables (\$9.95) and a Power Supply & TNC cable for the popular TEKK KS-900 link radio (\$24.95).


Please write for more information. To order, send check or MO, add \$3 S/H, NJ address add 6% tax. All orders shipped 2-Day air! Your Satisfaction is Fully Guaranteed.

Amateur Networking Supply
Post Office Box 219, Montvale New Jersey 07645-0219

CIRCLE 76 ON READER SERVICE CARD

AMATEUR TELEVISION

GET THE ATV BUG



**New 10 Watt
Transceiver
Only \$499**

Made in USA
Value + Quality
from over 25 years
in ATV...W6ORG



Snow free line of sight DX is 90 miles - assuming 14 dBd antennas at both ends. 10 Watts in this one box may be all you need for local simplex or repeater ATV. Use any home TV camera or camcorder by plugging the composite video and audio into the front phono jacks. Add 70cm antenna, coax, 13.8 Vdc @ 3 Amps, TV set and you're on the air - it's that easy!

TC70-10 has adjustable >10 Watt p.e.p. with one xtal on 439.25, 434.0 or 426.25 MHz & properly matches RF Concepts 4-110 or Mirage D1010N-ATV for 100 Watts. Hot GaAsfet downconverter varicap tunes whole 420-450 MHz band to your TV ch3. 7.5x7.5x2.7" aluminum box.

Transmitters sold only to licensed amateurs, for legal purposes, verified in the latest Callbook or send copy of new license. Call or write now for our complete ATV catalog including downconverters, transmitters, linear amps, and antennas for the 400, 900 & 1200 MHz bands.

(818) 447-4565 m-f 8am-5:30pm pst.

P.C. ELECTRONICS

2522 Paxson Lane Arcadia CA 91007

Visa, MC, COD

Tom (W6ORG)
Maryann (WB6YSS)

ID-8 Automatic Morse Station Identifier

Compatible with Commercial, Public Safety, and Amateur Radio applications. Uses include Repeater Identifiers, Base Station Identifiers, Beacons, CW Memory Keyers, etc. Great for F.C.C. ID Compliance.

- Miniature in size. 1.85"x1.12"x0.35".
- Totally RF immune.
- All connections made with microminiature plug and socket with color coded wires attached.
- CMOS microprocessor for low voltage, low current operation: 6 to 20 VDC unregulated at 6ma.
- Low distortion, low impedance, adjustable sinewave output: 0 to 4 volts peak to peak.
- Crystal controlled for high accuracy.
- Transmitter PTT output (to key transmitter while ID is being sent), is an open collector transistor that will handle 80 VDC at 300ma.
- Field programmable with SUPPLIED keyboard.
- Confirmation tone to indicate accepted parameter, plus tones to indicate programming error.
- All programming is stored in a non-volatile EEPROM which may be altered at any time.
- Message length over 200 characters long.
- Trigger ID with active high or low.
- Inhibit ID with active high or low. Will hold off ID until channel is clear of traffic.
- Generates repeater courtesy tone at end of user transmission if enabled.
- Double sided tape and mounting hardware supplied for quick mounting.
- Operating temperature range, -30 degrees C to +65 degrees C.
- Full one year warranty when returned to the factory for repair.
- Immediate one day delivery.

Programmable Features

- Eight programmable, selectable, messages.
- CW speed from 1 to 99 WPM.
- ID interval timer from 1-99 minutes.
- ID hold off timer from 0-99 seconds.
- CW tone frequency from 100 hz to 3000 hz.
- Front porch delay interval from 0 to 9.9 seconds.
- CW or MCW operation.




\$89.95 each

programming keyboard included

COMMUNICATIONS SPECIALISTS, INC.
426 WEST TAFT AVENUE • ORANGE, CA 92665-4296
(714) 998-3021 • FAX (714) 974-3420
Entire U.S.A. (800) 854-0547 • FAX (800) 424-3420

CIRCLE 10 ON READER SERVICE CARD



Serving The LORD
Since 1987

\$49.95!

THE POWER STATION

The POWER STATION is a 12V x 6.5 AmpHr gel-cell battery complete with voltmeter, wall charger and a cord for charging via automobiles. It will power most

HT's at 5 Watts for 2-4 weeks (depending upon how long-winded you are). Also VHF, UHF, QRP, or HF mobiles such as the KENWOOD TS-50 (at 50W). There are no hidden costs, all you need is your mobile, HT power cord or cigarette lighter adapter.

The POWER STATION provides 12V from a cigarette plug and has two recessed terminals for hardwiring. A mini-phone jack with regulated 3V, 6V, or 9V output can be used separately for CD players, Walkmans, etc. THE POWER STATION can be charged in an automobile in only 3 hours, or in the home in 8 hours. The charger will automatically shut off when the battery is completely charged, so you can charge it even when it has only been slightly discharged, (unlike Ni-Cads that have memory). Our charging circuit uses voltage sensing circuitry, other brands are timed chargers which always charge the battery a full cycle, this damages their battery and shortens its' life if it only needs a partial charge. The POWER STATION has a voltmeter that shows the exact state of charge of the battery, not worthless idiot lights that tell you "YOUR BATTERY IS NOW DEAD." The voltmeter can even be used to measure voltages of other sources.



To order, send check or money order for \$49.95 + \$8.50 for shipping, along with your shipping address and telephone number to:

Joe Brancato
THE HAM CONTACT
P.O. Box 3624, Dept. 73
Long Beach, CA 90803.

CA Residents Add 8 1/4% Sales Tax. Canadian Residents Please Send U.S. Money Order & \$17.10 Shipping.

If you wish more information please send a SASE to the above Address. For COD orders, call (310) 433-5860, outside of CA call (800) 933-HAM4 and leave a message.

CIRCLE 384 ON READER SERVICE CARD

73 Amateur Radio Today • October, 1993 57

ABOVE & BEYOND

Number 20 on your Feedback card

VHF and Above Operation

C. L. Houghton WB6IGP
San Diego Microwave Group
6345 Badger Lake Ave.
San Diego CA 92119

10 GHz SSB QRP Transceiver

This month I thought I would describe a 10 GHz SSB QRP rig in its simplest form, then later show you how to modify it into a very formidable station. The improvements to the basic SSB converter can be added easily to make it buildable from the components you have. By following the basic layout you should be able to duplicate this rig at various stages of evolution—from the very basic to the more complex 10 GHz SSB station. The IF frequency used in each case is 2 meters.

This design process might look a little awkward but be assured, this rig is quite formidable in operation. Last month we discussed some of the reasons why reduced bandwidth systems are high performers. This month we will discuss this basic 10 GHz SSB system, which delivers high performance yet is constructed from minimum components. Then with this same basic circuit you can add components as you find them. I will attempt to describe several modifications or steps that will guide you in modifying the original unit shown in Photo A. Don't be afraid to make changes—what you build really depends on what you want to spend. The different levels of complexity are offered in an attempt to vary the design to suit your needs.

The main ingredients needed to construct a 10 GHz system include a local oscillator, a Frequency West brick-type amplifier, and the mixer (an orthogonal waveguide-type unit). The RF port of the mixer is connected to a 10 GHz antenna and, with a 2 meter transceiver set to low power, is connected to the IF port. This simple setup will be capable of making narrowband contacts on 10 GHz. See Figure 1 and Photo A, both showing an operating simple system for 10 GHz. This setup will work quite well and is capable of making either narrowband FM or SSB contacts. This, of course, is dependent on the type of 2 meter rig you use for the IF transceiver. My rigs are an ICOM 202, and a Santec LS-202A multimode HT. Both rigs were used. They're both older radios but, they perform quite well. The Santec has been my main radio for SSB operation.

The design of this system is what I prefer to call a "COAXIAL" based system, differing from a "WAVEGUIDE" based system, such as in wideband FM. Components can be added to this system as desired to improve its capa-

bilities. Each component added to the system can increase its complexity and cost. However, each has specific attributes giving system performance improvements that far offset the costs involved. The first improvement to be considered is the RF preamplifier and associated coaxial switch that is needed for a dual role for the amplifier. More on that later.

The preamplifier that we use is a dual-stage amplifier using two MGF-1402 FETs. The amplifier PC board for this amplifier is 3/4" by 1" and constructed on 0.031 Teflon PC board. Figure 2 shows the schematic for this preamp. The source leads are connected to ground on the board with a very short lead length (actually no lead) and upside down. With the case inserted in the hole cut in the PC board (with the FET upside down), the ground foil is soldered directly to this gold metalization of the case, making for almost zero lead length. This is the biggest secret in construction of this PC board amplifier: zero lead length of the source lead, making for minimum inductance in the source path to ground. Please note that some designs require some inductance in the source leads; however, this design does not.

At lower frequencies, FETs give increased gain, and this further increases as frequency is reduced. FETs that have an Ft (frequency total) of 80 GHz or so become unstable at very low frequencies. That's why some source inductance is necessary at low frequencies to help make the design stable. At high microwave frequencies this is undesirable and will make a design function better as an attenuator than as an amplifier. The thing to remember is that the extreme towards minimum is necessary at upper microwave frequencies.

The rest of the construction is basic in that good microwave components




Photo A. A 10 GHz QRP rig. A 20 volt regulator is located on the black heat sink.

are necessary for low loss. That mandates that chip resistors and chip ceramic capacitors be used in the preamplifier. If you wish to design your own amplifier, a program called PUFF is available from CALTECH that will allow you to design your own custom PC board with the FET of your choice.

"Above and Beyond" for May and June 1992 covered PUFF and its applications.

Take, for example, an amplifier which was designed using PUFF with an NEC-04583 FET. This circuit or others could be used in place of the dual-stage amplifier described earlier. Both

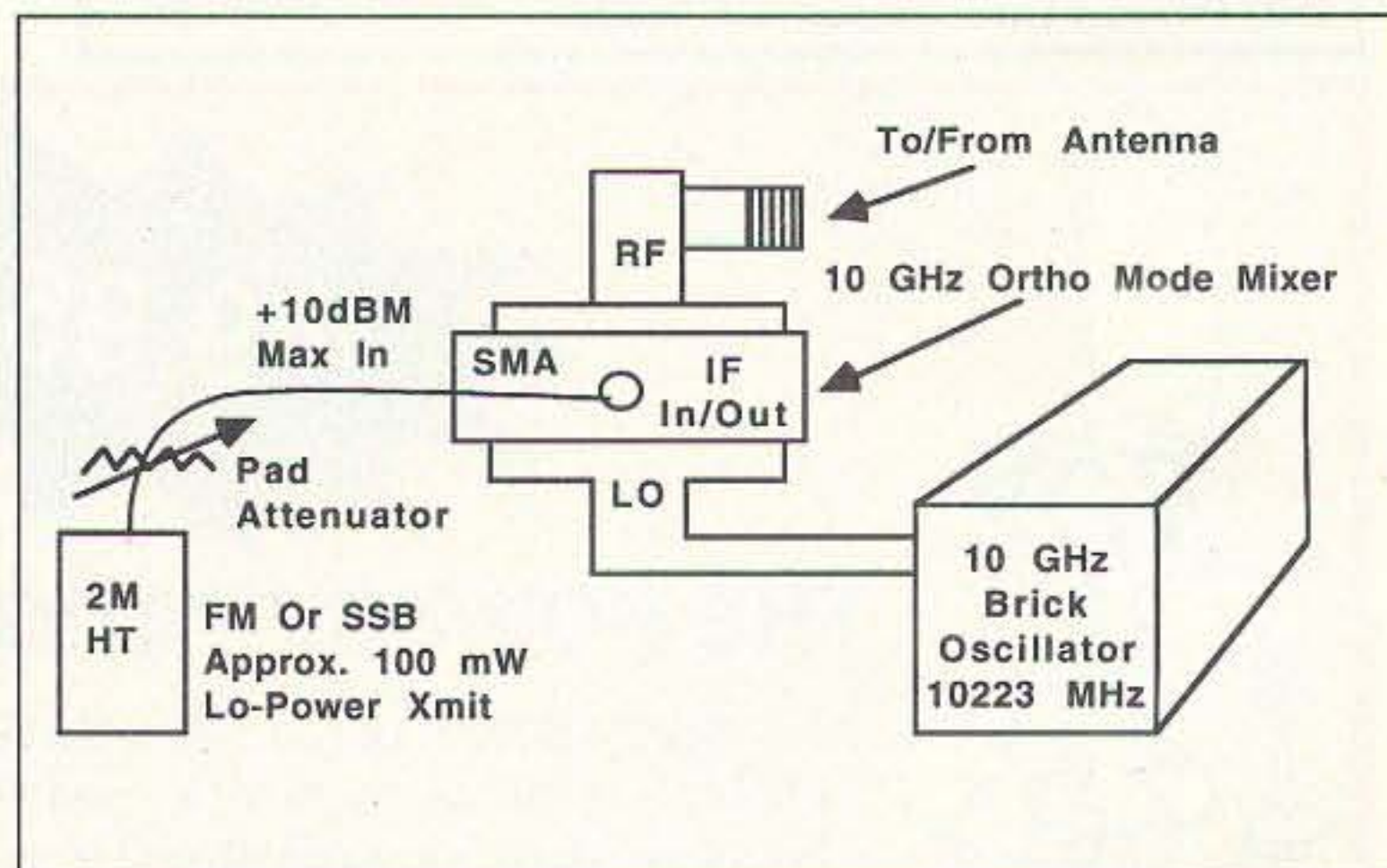


Figure 1. A 10 GHz QRP rig suitable for narrowband FM or SSB.

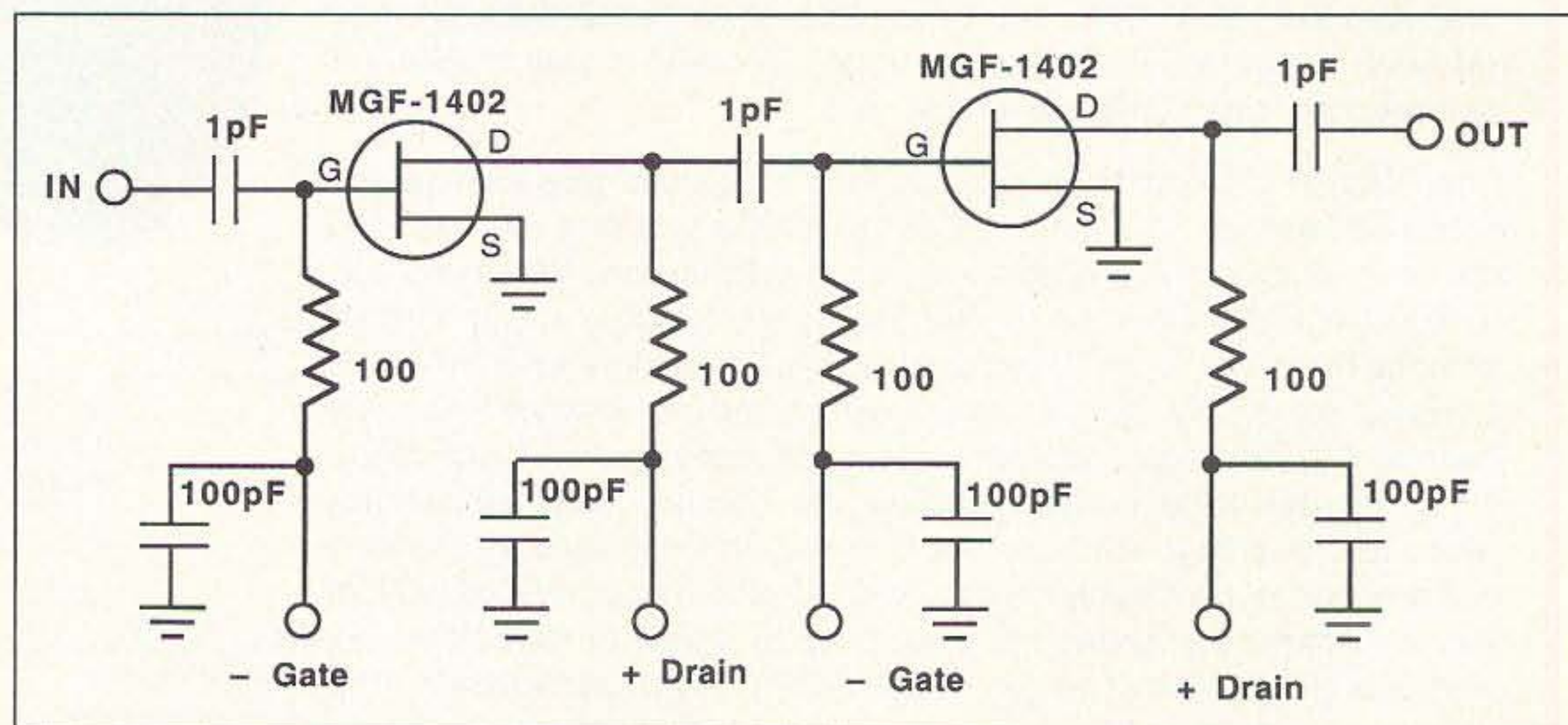


Figure 2. A 10 GHz RF amplifier with 18 dB gain and approximately 2 dB NF. It is capable of +5 dBm output when used as a transmit amplifier.

**EVERY ISSUE
of 73
on microfiche!**

The entire run of 73 from October, 1960 through last year is available.

You can have access to the treasures of 73 without several hundred pounds of bulky back issues. Our 24x microfiche have 98 pages each and will fit in a card file on your desk.

We offer a battery operated hand held viewer for \$75, and a desk model for \$220. Libraries have these readers.

The collection of over 600 microfiche, is available as an entire set, (no partial sets) for \$285 plus \$5 for shipping (USA). Annual updates available for \$10.

Your full satisfaction is guaranteed or your money back. Visa/MC accepted.


**BUCKMASTER
PUBLISHING**
"Whitehall"
Route 4, Box 1630
Mineral, VA 23117
703-894-5777
800-282-5628

CIRCLE 168 ON READER SERVICE CARD

**QUANTUM[®]
CONFIDENCE**

EXPERIENCE IT!

Thousands of hams have experienced "QUANTUM CONFIDENCE" by using the Quantum Ham Battery. Get the confidence of dependable power...



ready when you need it for emergencies, events, field day, boating, cellular phones and more.

MADE IN THE USA

Dealer Inquiries Invited

Compare Quantum's unique features to your present battery packs.

- 12 VOLT, 2.1 AH CAPACITY — Up to 6 times the capacity of standard battery packs and maximum output from your HT.
- STATUS LIGHTS — To monitor battery capacity.
- SEALED LEAD CELLS — Maintain charge for months and can be recharged to 100% capacity without the memory effect of nicads.
- ADAPTERS — To fit most HT's, cellular phones & other types of electronic equipment.
- DUAL OUTPUTS — To power two units simultaneously.
- FACTORY REPLACEABLE BATTERY CELLS AND COMPONENTS.

Call 1-800-989-0505 for information or your nearest dealer (9-5 EST) or Fax 516-222-0569 • **QUANTUM INSTRUMENTS INC.**
1075 Stewart Avenue, Garden City, NY 11530 • 516-222-0611



CIRCLE 26 ON READER SERVICE CARD

COMMODORE/AMIGA

**AMIGA
1084S COLOR MONITOR**

Direct from Commodore
Factory refurbished/90 day warranty.
Excellent condition/with cables
This is the best color monitor
they ever made!

\$129.95 (plus shipping)

- A500 computer: with power supply, no mouse (new)\$169.95
- Commodore 1571 disk drive/cable (new)\$119.95
- C64C: with power supply (factory refurbished)
90 day warranty\$84.95
- 1541-II floppy disk drive/cable (new)\$90.50
- A2000 motherboard (includes all chips).....\$349.95
- A2000 keyboard.....\$49.50
- C64 keyboard.....\$17.95

• ADVANCED AMIGA ANALYZER •

A complete diagnostic hardware and software analyzer for all Amigas. Gives display status of all data transmission/signals, the ability to test the integrity of any disk drive, checks all ports, buffer chips, alignment and joystick/mouse. Software automatically tells what errors are found and the chips responsible. 85% to 90% of the problems presented to service centers are found with this analyzer. Simply plug the cables into any Amiga port. This is a sophisticated diagnostic unit used by Amiga repair centers worldwide\$69.95

**• ALL COMMODORE & AMIGA CHIPS
AVAILABLE AT VERY LOW PRICES •**

Send SASE for complete list of Commodore surplus merchandise at fantastic savings.

THE GRAPEVINE GROUP INC.
3 Chestnut Street, Suffren, NY 10901
ORDER LINE 1-800-292-7445
CUSTOM SERVICE: 914-368-4242

914-357-2424 Hours 9-6 ET M-F Fax: 914-357-6243
We Ship Worldwide 15% Restocking Prices Subject to Changes

CIRCLE 192 ON READER SERVICE CARD

MODEL 43



**Thruline Directional Wattmeter—
The worldwide standard in
directional wattmeters.**

- Accurate within + / - 5% of full scale reading.
- Measures forward or reflected power in coaxial transmission lines under any load condition.
- Power range from 100mW to 10kW, frequency range from 0.45 to 2300MHz.
- Utilizes Bird's "QC" quick change connectors for interchangeable field operation without recalibration.
- Built-in remote-reading capability.
- Peak reading version available.

Call or write today for more details on the industry Model 43 wattmeter and to receive a complete Bird catalog.

BIRD
Electronic Corporation

30303 Aurora Rd., Cleveland, OH 44139 U.S.A. • (216) 248-1200
TLX: 706898 Bird Elec UD • FAX: (216) 248-5426
WESTERN REGION OFFICE: Ojai, CA • (805) 646-7255

CIRCLE 176 ON READER SERVICE CARD




Photo B. A 10 GHz ortho mode mixer. Looking through the mixer waveguide port you can see rear port 90 degrees offset. The SMA connector is the IF port.



Photo D. My trusty Santec LS-202A 2 meter FM/SSB HT.




Photo C. My ICOM-202 SSB 2 meter pre-hand-held radio.

designs require a simple bias supply to function. It can be as simple as a "double A" (AA) flashlight cell connected up to supply negative gate bias current. An additional positive regulator is required as well, for the drain supply. Normally this voltage is near +4 volts. We have built both simple supplies and ones that use ICs to generate the negative voltage. Either will work well.

The bias (negative) is adjusted to give the required drain current for your FET. This can be adjusted for a minimum noise figure or increased for higher current for slightly more power output. Check your FET's specification sheet for exact current requirements. For the MGF 1402 FETs we adjust the first low-noise stage (between 10 and 15 mA) for minimum noise. The second stage is set (to 20 mA) for best gain. Next comes the relay switching. We could live without them and dedicate the amplifier for either receive or transmit. But, in this case I decided to use the same amp for receive and transmit and switch it with relays.

The relay used at 10 GHz must be rated for 10 GHz operation. As such,

the circuitry internal to the coaxial switch resembles a transmission line, providing for low losses at microwave frequencies. Two types of relays can be used: the SPDT (single-pole double-throw) type, or the transfer type. Several SPDT relays would have to be used but only one transfer relay is needed to work in the simplest configuration. I have used each method and they both work well.

For simplicity, the transfer relay is the easiest to use, that is if you can locate one. It is most suitable as only one relay is required, allowing the preamplifier to be used for both receive and transmit amplification. You can usually tell a transfer relay from its standard counterpart by the *four* coaxial connectors on the transfer relay, versus three for a standard SPDT type coaxial relay.

Let's look into the construction of each and see what is going on. In the SPDT type (miniature SMA type relay) there are two sets of contacts, as shown in Figure 4. This relay can best be described as having balanced pole operation, like a teeter-totter. One section makes contact with half of the

common center pin and the other contact (let's call it normally closed). The other section is off balance or down to ground making no contact to any coaxial connector, maximum isolation. When the relay is energized, the normally closed contact toggles and becomes the one that is now grounded or off-balanced and the other section (the normally open contact) is now making connection between the other half of the center contact and the normally open contact. SPDT operation.

The operation in a transfer relay is quite different in some respects in that it has four (coaxial connector) contacts. It has a modification of the teeter-totter operation in that there are four contact bars while the SPDT type has two. The toggle operation occurs between two of these bars diagonally positioned inside the relay. What happens is that the relay makes contact along the top and bottom of the relay, leaving the side bars in the open position. When the relay is activated the top and bottom release their connections and the left and right side bars make connection. See Figure 5 for details on the transfer relay and its schematic switching application.

With either relay system in place, switching an amplifier from receive and transmit is quite easy. It can become complex if and when we add additional components into this switching loop. For a basic SSB unit with switching, this is all you need for an operational SSB 10 GHz narrowband system using 2 meters as an IF. Drive

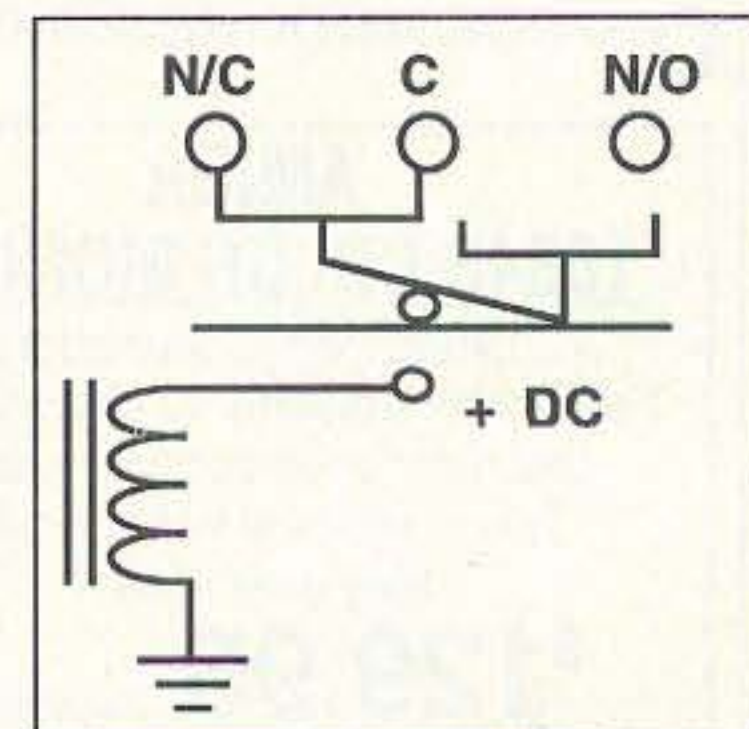


Figure 4. A SPDT relay.

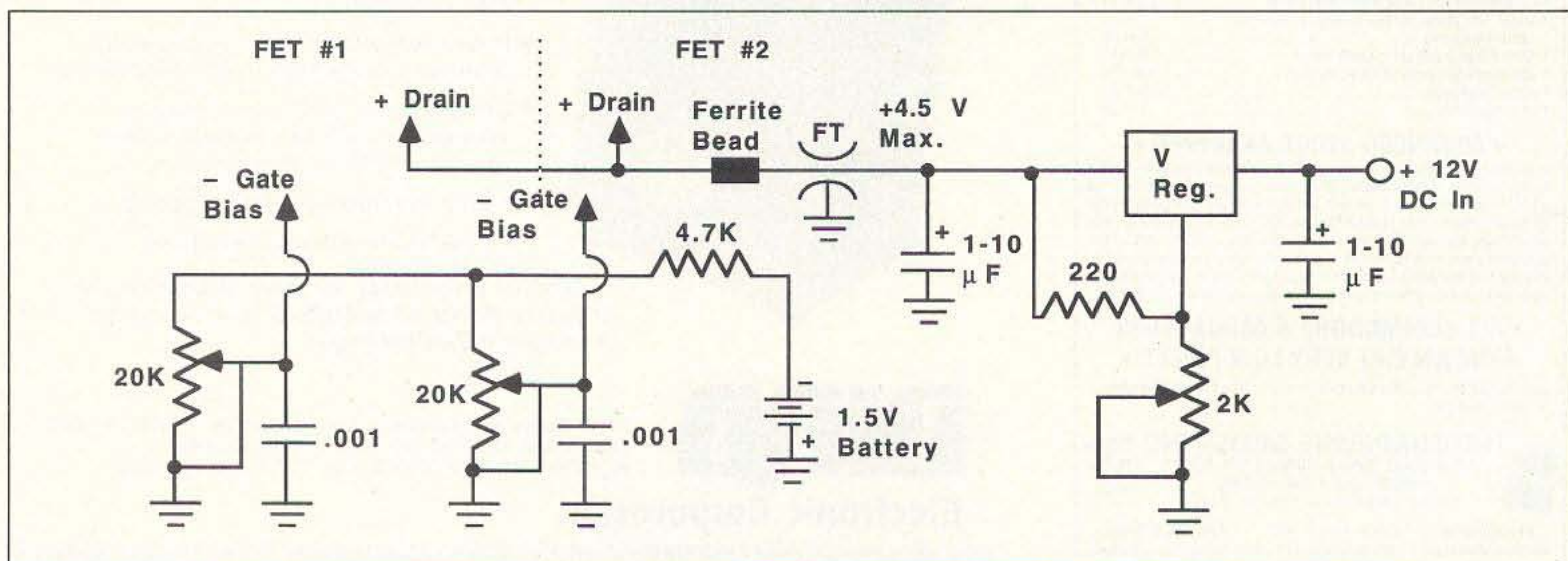


Figure 3. A DC bias supply for the 10 GHz amplifier. The battery should last for a couple of months.

power should be held to +10 dBm maximum to the mixer.

This system, with a 10 GHz FET amplifier (home-brew), can boost output power on transmit to somewhere near the +5 to +8 dBm power level. That's a power output of 4 mW to 7 mW (0.007W). Don't scoff at that power as it is quite capable of driving other higher-power amplifiers, such as traveling wave tubes, to full power of 10 watts or more. These do not need to be added now but can be as time and money allow. The simpler low power rig will work quite well with the lower power level. Additional gain can be quickly realized through passive antenna gains.

Realize that 0.007 watts is real QRP power and can give exceptional operation using SSB. Comparing operation on 10 GHz QRP levels and system gains in respect to lower frequencies such as 2 meters, you can draw comparisons by noting that with lower frequencies antenna gain is markedly reduced. A 30" dish antenna on 10 GHz can exhibit 35 dB gain, making for quite a punch, even when using a QRP rig. That's a lot of gain advantage even when compared to a good 2 meter antenna which can run in the 10 to 15 dB range. You would have quite an antenna farm at 2 meters for similar gain as this small dish at 10 GHz.

That's one factor which makes QRP levels workable with reduced bandwidth SSB microwave operation: very high antenna gain and very low power systems. Comparing even further: At 24 GHz the same approach is used, making more power gain in the antenna than is usually in the amplifier at this level. Most rigs today for 24 GHz are limited to very low QRP levels; that is, before antenna gains. This passive antenna gain is what gives microwave low power level rigs quite a boost in radiated power. This gain in power is the most inexpensive to accomplish in short order. The bad news, at least on 24 GHz, is that the equipment is difficult to obtain even in the land of plenty here in California. If there is inexpensive equipment for 24 GHz then it should be advertised because it would sell.

So much for QRP antennas. The main point is that at a very low QRP level, stations at microwave frequencies are still very effective. The 10 GHz QRP station described above, with or without the preamplifier, is an effective system. Don't let yourself be locked into the design that I presented in the example given. The local oscillator does not have to be a waveguide type of system to mate with an orthogonal type of waveguide mixer. In this case use a waveguide to coaxial transition to accomplish the connection in and out of the mixer. There are many different methods that you can use to make adjustments in system construction and still have a great rig.

Mailbox

Steve Roberts N8VKD of Suffield, Ohio, is looking for others in the Ohio

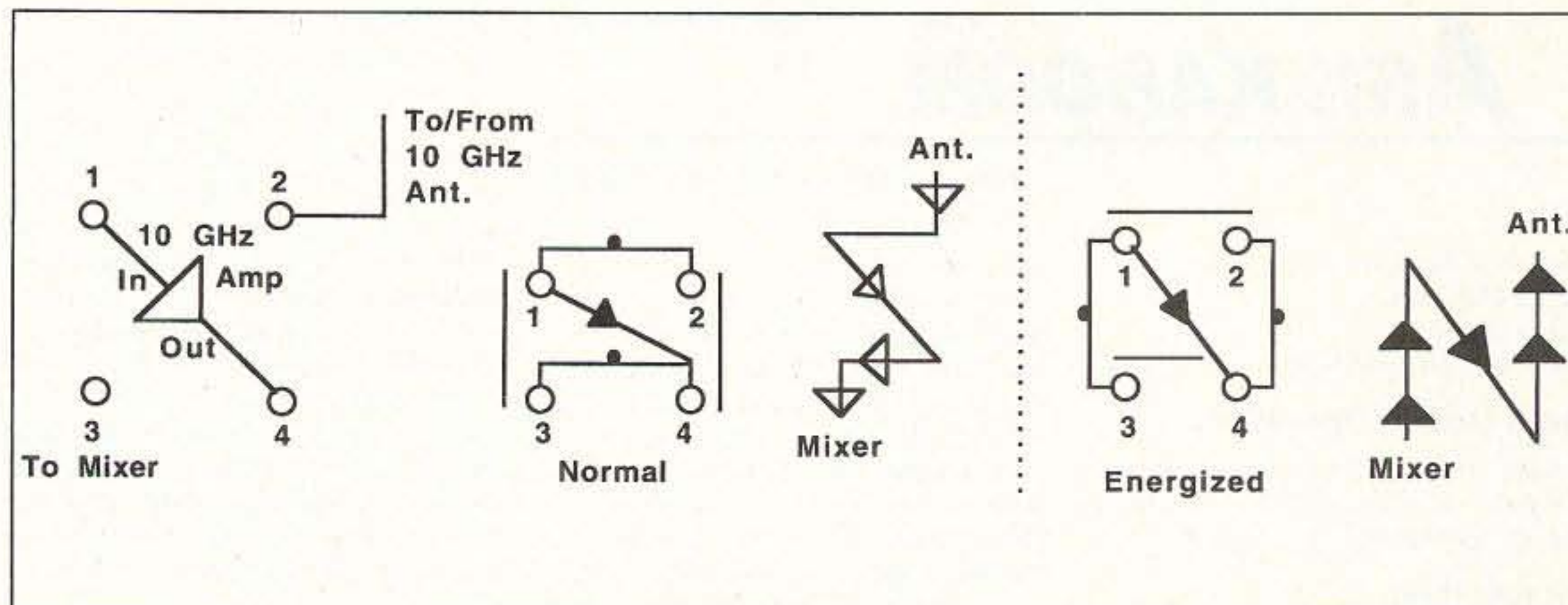


Figure 5. This four-contact transfer relay effectively reverses the amplifier. It is wired with the amplifier in to terminal 1; amplifier out to terminal 4; antenna to terminal 2; mixer out to terminal 3. Normal (not energized) state: contacts 1-2 & 3-4 closed. When energized, the relay opens 1-2 & 3-4 and 1-3 & 2-4 connect.

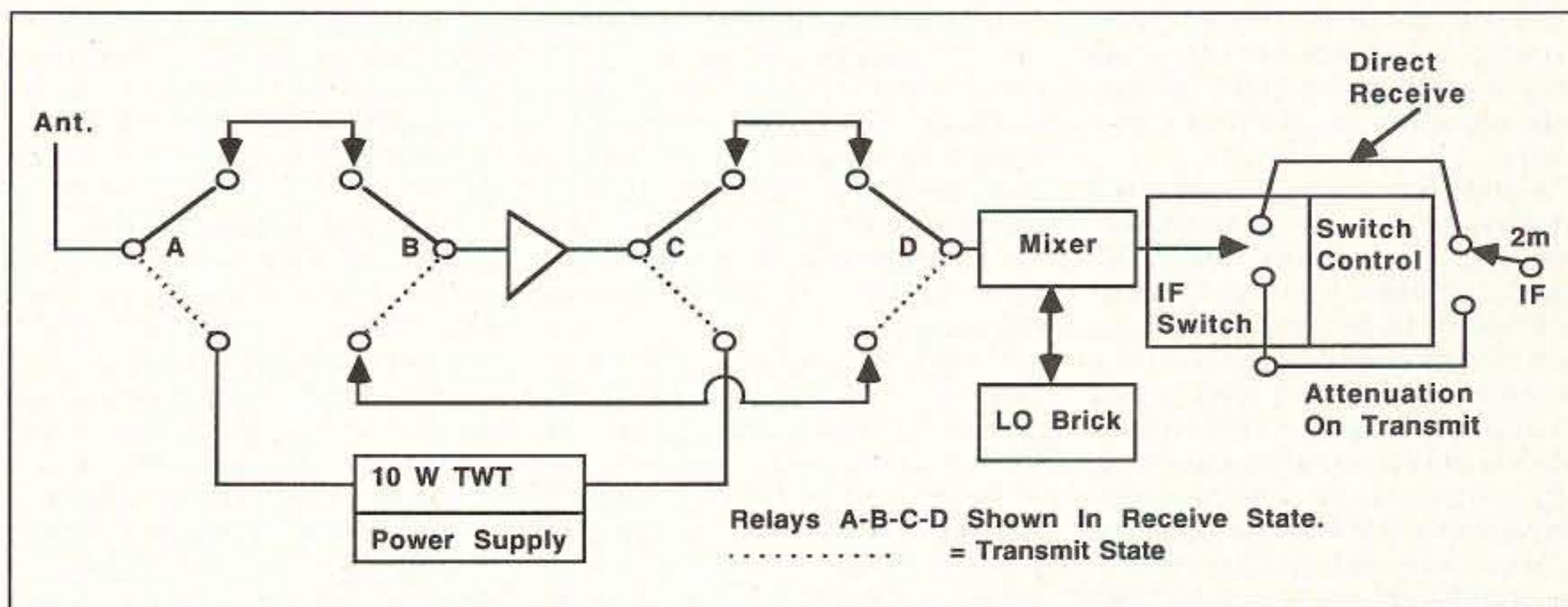


Figure 6. Full implementation of switching with 4 SPDT coax relays, switchable preamp, and 10 watt high power TWT amplifier.

area who are interested in 1.2 GHz and above. He remarked that "if you asked for a Gunn you might get a response like 0.22 or 0.45 caliber." Well, the same mystique abounds here in California. I have difficulty with the knowledge gap, so when you get on to discussing the electron effect in Gunn devices being negative resistance . . . well, you can just imagine the eyes glassing over. It's a hard hill to hoe without some moral support, especially when you know that you are well-founded in scientific fact. Trying to convince someone that negative resistance is a true phenomenon is about as easy as teaching a pig to sing. What we did here was to set up a sign and an operating 10 GHz simple wide-band two-way system at our local ham swap meets and we were able to get quite a response to our pleadings. Later we formed the San Diego Microwave Group.

I think all that is needed is a little prodding and a lot of advertising, similar to the methods we used. Club meetings and such are a good example and I am sure most are looking for a good program to provide for their members. Sure, you won't interest all the members attending, but a good well-rounded information session on your part of the frequency spectrum as it applies to amateur radio in general can come off well.

Raymond N6RE writes that ever

since I published the material on converting the 3.7 GHz LNA amplifiers he has been looking for some to modify. Could we steer him in the right direction? Well, I can only offer some likely sources for you to try. The first is the newspaper—look in the classified ads for satellite antenna installers and also in the Yellow Pages under satellite and TV shops. I made several calls to local shops and most wanted to sell me brand-new units. In bigger shops try to get by the salesman and talk to the repair technician. When I was able to do that I was able to line up some prospects that might prove interesting. One call to a local high profile installer was met with the initial "sell, sell," but when he found out that I wanted older units for amateur applications and not satellite use, he stated that he was licensed also.

I have yet to visit him, and don't expect to be given a box full of units. But, rather, I have found out that for a reasonable (small) dollar amount he would be willing to part with some used units. The price discussed was less than \$15 each, but somewhat higher than the \$5 or so I was accustomed to paying at swap meets. However, his units seemed to be a better bet, as the swap meet prices do not include a guarantee of any kind. It just goes to show that you have to go beyond the normal scrounging attempts and get behind the screens of most

bigger companies and talk to the people doing the work to locate parts. Give it a try.

Richard KBØMR of Aberdeen, South Dakota, writes: "Where can I buy a TWT amplifier similar to the ones you described in the July 1993 issue of *73 Amateur Radio Today*?" Well, Richard, they're not the easiest to locate and when amateurs have found them they were not always careful to get matching power supplies and tubes with them. That's the main reason I wrote the article—to inform our readers about what is available in surplus. From time to time I have a spare unit and they have sold for less than \$200 for a working unit. I feel that the price in some surplus outlets is far too high and they don't even guarantee that they will function. I guess they're looking for a customer who is willing to pay the high price for exactly what he wants.

At this moment, I don't have a source for these materials. Components used to come out of Surplus Sales for Collins Electronics in Richardson, Texas. If I locate a source I'll print it; if anyone knows of one please drop me a line.

Well, that's it for this month. As always, I will be glad to answer questions concerning microwave and other amateur related topics. Please send an S.A.S.E. for a quick response.

ASK KABOOM

Number 21 on your Feedback card

Your Tech Answer Man

Michael J. Geier KB1UM
c/o 73 Magazine
Route 202 North
Peterborough NH 03458

More Mobile Operation

Last time, we were discussing mobile ham radio installation and operation. Let's continue.

The Real Thing

OK, you got a few bucks together or you got lucky at a hamfest, and you bought yourself a real mobile rig. What can you expect? Well, it sure will work a whole lot better than an HT! Now you've got anywhere from 10 to 50 watts of power, tremendously greater audio output and, hopefully, a tougher receiver.

Installing a mobile rig is pretty easy, but there are a few things to consider. First of all, you need good, clean DC power at anywhere from 5 to 15 amps. As I mentioned last time, there is no such thing as clean power in a car; it's always loaded with junk. Luckily, mobile rigs, being designed for car use, take that into account and usually have their own internal power filters. Here's a good way to tell: If you have alternator whine, either in transmit or receive, you need an external filter. If not, then

don't worry about it.

If your rig puts out 10 or 15 watts, your power requirements probably aren't that heavy. Most likely, you don't need more than 5 amps. You should be able to get that from the fusebox. A good place to tap in is on the fused side of the line powering your car stereo. Heck, you're not going to be blasting it at high volume and transmitting at the same time, so you're not likely to blow the fuse. And even if you do, there's no big harm done. Just be sure to connect up to the correct side. *Never* run any radio gear (or anything else, for that matter) from an unfused line. The damage you can do to your car just isn't worth it. Of course, if your rig's power cord has its own fuse, then you can hook it up wherever you want. Just keep in mind that any short before the fuse can still cause trouble. In particular, run the wires so that they won't be crimped by the car's brackets or other body parts.

If you have a high-power rig which puts out, say, 40 or 50 watts, you're gonna need some real juice to run it. At 50 watts output, you may need up to 15 amps, and that ain't peanuts, especially because your rig is FM and runs that power *continuously* while you transmit, unlike an SSB HF rig, which only de-

mands high current on voice peaks.

Getting that much current through your car's electrical wiring is asking for trouble. The preferred method is to go directly to the car battery, but that can be tricky. Your car battery can deliver hundreds of amps on demand, and that kind of current is dangerous. Shorting a car battery even for a moment will cause serious sparks and possibly melt the wiring or the battery. The battery may even explode as its internal gasses quickly build up under the heat of its chemical reaction. You can be disfigured, blinded or even killed by an exploding car battery, so please, please play it safe.

How?

First of all, get approved high-current wiring from an autosound or auto parts dealer. Whatever you do, *don't* use coax cable as DC power wiring. Yes, it's shielded and seems to work well, but it is not designed for high DC current, nor is it meant for the temperatures under the hood of a car. The result is that, over time, the inner conductor's plastic jacket will deform and eventually melt through, causing precisely the kind of disastrous short I just discussed above. The risk of an underhood, car-destroying fire is large.

Whatever kind of wire you use, it must be rated to carry the intended current. Also, you must fuse it right at the battery so that shorts anywhere down the line will not cause a disaster. Another fuse right at the radio is a good idea, but that alone will not pro-

tect you if, say, the wire shorts at the firewall or comes in contact with the engine or radiator and melts.

When connecting things to the car battery, be sure to disconnect the battery's negative terminal first so that there can be no return circuit through the car body. That simple precaution can prevent serious injury. Remember, there's enough current there to take your finger off, should it inadvertently connect through a ring you're wearing. It has happened.

Ground?

Obviously, there's no real "ground" on a moving car. But to the circuit, ground is the car body and chassis. Where do you hook the negative lead up? Well, for low-current radios, just about any metal screw in the passenger compartment will do. To check for suitability, use an ohmmeter to be sure the screw is, indeed, connected to the chassis. Especially on late-model cars, many screws are set in plastic, which, obviously, won't do.

In high-current applications, it is best to ground the negative lead to a large screw in the engine compartment, somewhere fairly near the battery. Check the spot where the battery itself connects to ground; what could be better?

Where Does It Go?

In today's small cars, it can be hard to find a good place for your rig. Look for a spot where you can easily operate the controls without interference to your driving. Also, the mike cord has to

\$489!!
2M/440



\$295!!
2M/440 HT



DR-592T DUAL BAND MOBILE

45 Watts/2M (Rx 137-173/Tx 144-148), 35 Watts/440 (Rx 410-470/Tx 440-450). Head can be removed up to 16 feet from radio with optional EDC-20. Cross-Band Repeater, can be turned on and off remotely, frequencies can be changed, all from your HT (DR-592T requires EJ-8U for HT Remote Control). 30 Memories + 10 additional automatic repeater memories + 2 call channels. Tone Encode, remote control/DTMF encode microphone included.

Options: EJ8U DTMF Decoder	\$43.95	EJ7-U Tone Squelch	\$62.95
EDC-19 9-Ft Remote Kit	\$36.95	EDC-20 16-Ft Remote Kit	\$39.95

DJ-560T Dual Band HT

2M (Rx 130-174/Tx 144-148), 440 (Rx 400-520/Tx 440-450). 40 Memories + 2 call channels. Tone Encode and Decode. DTMF Encode and Decode. Paging & Scanning Functions. Auto Power Off

Optional Battery Packs for DJ-560 & DJ162-TD
EBP-10N 7.2V x 700MAH Only \$25.00!!

EBP-10NA/12NA can be used with the EDC37 Smart Charger or wall chargers
EBP-10NA 7.2V x 700MAH only \$45.95 EBP-12NA 12V x 700MAH only \$59.95
EDC-17 charger for EBP-10N/NA or EDC-18 wall charger for EBP-12A \$15.95

These are some of the best deals of all time, where can you find a brand new 2M/440 Mobile for under \$500.00 with all these features, Dual Band HT for under \$300, or 2 Meter HT for under \$200?

To order, send check or money order with \$8.50 for shipping, along with your shipping address (sorry no U.S. Post Office Boxes, UPS will not deliver) and Telephone number to:

Joe Brancato
THE HAM CONTACT
PO Box 3624, Dept 73
Long Beach, CA 90803

DJ-162TD 2 Meter HT

2M (Rx 137-174/Tx 144-148). 20 Memories + Call channel. DTMF Encode and Decode. Tone Encode (Decode W/EJ6U). Paging functions, Scanning, etc. Comes with AA Cell Battery case, see below for Nicad Packs/Chargers

\$195
2MHT



CA Residents Add 8 1/4% Sales Tax. Canadian Residents please send U.S. Money Order + \$17.10 for shipping.
If you wish more information please send a SASE to the above address. For COD orders, call (310)433-5860, outside of CA call (800)933-HAM4 and leave a message.

Serving The LORD Since 1987

Next Day

Baraboo, Wisconsin
Sauk County
K9ZZ

Info 51
Antennas West
(801) 373-8425

QSLs
Two-Color
Rainbow Assortment

Call Today & We Ship	Next Day	2nd Day	ASAP
100	\$29.95	\$24.95	\$19.95
200	\$39.95	\$34.95	\$29.95
400	\$49.95	\$44.95	\$39.95
500	\$54.95	\$49.95	\$44.95
1000	\$99.95	\$89.95	\$79.95

All orders ppd 2nd day air/ priority mail.
For overnight air delivery add \$10.
Box 50062-S, Provo, UT 84605

CIRCLE 5 ON READER SERVICE CARD

Like ♥ Packet? Chock Full of Features and Tips!

Packet Power

NEWSLETTER

12 ISSUES ONLY
\$24

Subscribers worldwide. Professionally written and edited. Mention 73 and receive 3 bonus issues! Sample copy \$2. Send check or money order (US funds) today to:

Packet Power • PO Box 189 • Burleson, TX 76097

CIRCLE 233 ON READER SERVICE CARD

FREE SAMPLE COPY!



ANTIQUE RADIO CLASSIFIED

Antique Radio's Largest-Circulation Monthly Magazine

Articles - Classifieds - Ads for Parts & Services
Also: Early TV, Ham Equip., Books, Telegraph, 40's & 50's Radios & more...
Free 20-word ad each month. Don't miss out!

1-Year: \$29.95 (\$44.95 by 1st Class)
6-Month Trial - \$16.95. Foreign - Write.
A.R.C., P.O. Box 802-E8, Carlisle, MA 01741

Or Call: (508) 371-0512

CIRCLE 384 ON READER SERVICE CARD

reach your mouth without getting tangled in the steering wheel or gearshift lever. And you have to have unobstructed access to the foot pedals. Finally, make sure you don't mount the rig where you will smash into it with a knee or other body part in the event of an accident. If you just can't find such a location, consider buying one of the new rigs which lets you separate the control head from the rest of the radio. The small heads fit just about anywhere.

The Skyhook

Many hams use magnetic-mount antennas because they're easy to remove and hide, and they don't require any installation. They work well, but they do have a tendency to scratch the car's paint. When you put the antenna on, be sure to wipe the mount's bottom off first, because the powerful magnet often picks up little metallic bits and those can really eat your paint away. When the antenna is in the car, be sure to put it somewhere where it can't be seen, and also consider how close you are putting that giant magnet to your stereo, recorded tapes, the rig and other equipment. I keep mine in the back, away from everything.

The coax cable usually exits through the door seal, a window or perhaps the trunk or hatch. The main considerations are that the cable doesn't get crimped (which could result in a transmitter-damaging short) and that rain doesn't get into the car at the entry point. Luckily, most cars have big

enough rubber seals that these problems don't occur.

For permanently mounted antennas, just follow the manufacturer's directions. If you're going with a permanent roof mount, it may be best to let a professional shop do the drilling and mounting. I tried it myself once, and it was very difficult to drill through the roof. Mine eventually worked out fine, but it is possible to have serious leakage problems which result in rust damage.

The Ultimate

Mobile VHF/UHF is plenty of fun, but nothing compares with talking around the world on HF while tooling down the highway. Installing a mobile HF setup is much like installing a high-power VHF/UHF rig, but there are a few extra considerations.

You will need lots of current. Assuming the standard 100 watt rig, figure on 20 amps. Some HF rigs are very tolerant of varying voltage, while others tend to "FM" and pull off frequency or experience other problems if the voltage swings as you talk. So, be sure to use extra-heavy DC wiring and go directly to the battery; forget connecting to the fusebox. All the same guidelines for high-power installation I discussed above apply. With SSB, AM or CW, though, your receiver is amplitude-sensitive, and engine and alternator noise problems will be much worse. You can buy shielded high-current power wiring, and it's probably a good idea. But again, *don't* use coax, no

matter how tempting it may seem. Your rig won't be much use to you if the car burns up.

There are various kinds of mobile HF antennas, but most are designed for bumper mounting. I have had the best results with a standard bumper mount, a whip spring and a guy string. I keep the string tied to the back of my seat and run it out the hatch window to hold the antenna in place. If you have a trunk, you can run it out the top of the trunk after tying it to an internal support.

Running the antenna coax can be a problem. Look at the bottom of your trunk or under your hatch area and you probably will find a few rubber plugs. You should be able to remove one and run the cable through the hole. Be absolutely sure to use some silicone sealer to plug the hole back up, though, or you will have leakage problems. When routing the cable underneath the car, keep it away from the muffler, exhaust pipes and gas tank. Finally, be sure to ground the antenna mount to the car and use some coax sealer to weatherproof the connection. Don't expect to do an HF installation in an hour or two. Usually it takes an entire afternoon.

Well, there's a little more to cover, but I'm running out of room. Before we go, let's look at a letter:

Dear Kaboom,

I'm a 22-year-old sailor in the U.S. Navy. I've enjoyed listening to HF DX since I was 12 years old and hope to

soon have my General Class ham license. I've never really known any ham operators and have lots of questions regarding operating practices, RTTY, packet and such. Is there anybody you could steer me to to get my feet wet? Also, could you tell me which products I should buy to set up a station?

**Signed,
Ready To Go**

Dear Ready,

I see that you are stationed in Japan. You are lucky to be in the highest per capita ham population in the world. There are over a million hams there and plenty of clubs. Also, they have some serious ham magazines. Unfortunately, you will need to speak Japanese! Lots of U.S. ships have ham facilities because many of the radio operators are hams. Have you checked this out? Perhaps the help you need is right there on the ship! If not, consider getting an English-speaking Japanese friend to show you around or take you to a club meeting. Finally, keep reading 73! As for product recommendations, I'm not in a position to do that. Most of the companies make good gear and the choice is really up to you. The best thing you can do is get your license and get on the air. Once you do, you'll find more opinions and advice than you ever wanted. I hope to hear you on the HF bands!

Until next time, safe and happy mobiling from KB1UM. 73

BATTERIES

Nickel-Cadmium, Alkaline, Lithium, Sealed Lead Acid For Radios, Computers, Etc. And All Portable Equipment

**YOU NEED BATTERIES?
WE'VE GOT BATTERIES!**

CALL US FOR FREE CATALOG



E.H.YOST & CO.
7344 TETIVA RD.
SAUK CITY, WI 53583
(608) 643-3194
FAX 608-643-4439

CIRCLE 114 ON READER SERVICE CARD

DSP NOISE FILTER

NEW!

LOW COST - \$169

Available Now!

Reduce noise and interference

- Automatic noise filter for voice

Eliminate heterodynes

- Multi-tone automatic notch filter

Razor-sharp audio filters

- 1.8, 2.4 & 3.1 kHz voice bandpass
- 100, 200 & 500 Hz CW bandpass



\$169

Model DSP-9

Simultaneously reduce noise, kill heterodynes, and filter QRM. Digital Signal Processing (DSP) technology provides unmatched performance in reducing noise and interference. Simply connect between your radio and loudspeaker. Enjoy cleaner, quieter speech and CW. One Year Warranty.

Ask about our advanced model DSP-59 with over 320 filter combinations.

Factory assembled - high quality. ORDER TODAY!

Timewave Technology Inc.

2401 Pilot Knob Road, St. Paul, MN 55120

612-452-5939

FAX 612-452-4571

VISA/MC

CIRCLE 154 ON READER SERVICE CARD

**CABLE TV
DESCRAMBLERS**

***** STARRING *****
JERROLD, HAMLIN, OAK
AND OTHER FAMOUS MANUFACTURERS

- FINEST WARRANTY PROGRAM AVAILABLE
- LOWEST RETAIL / WHOLESALE PRICES IN U.S.
- ORDERS SHIPPED FROM STOCK WITHIN 24 HRS.
- ALL MAJOR CREDIT CARDS ACCEPTED

FOR FREE CATALOG,
ORDERS & INFORMATION **1-800-345-8927**

PACIFIC CABLE CO., INC.
7325 1/2 Reseda Blvd., Dept. 1869
Reseda, CA 91335

CIRCLE 178 ON READER SERVICE CARD

Arnie Johnson N1BAC
43 Old Homestead Hwy.
N. Swanzey NH 03431

Notes from FN42

More good stuff for this month including, the FAIRS trip to Bangladesh (S21-land) to train more amateurs there, and a report from Mike Shakirov UA9MI on the DXpedition to Bering Island in 1992.

I am also very happy to report that Lorenzo Gaston DU1CHD/6 has volunteered to become the Hambassador to the Philippines. He enclosed several great articles, but there was not enough room in this issue to print any of them, so look forward to one of them next month.

Since space was a bit short last month, let me be brief so more info can make it across the press. 73, Arnie N1BAC.

Roundup

Bangladesh FAIRS Bangladesh Trip Report: An international group of FAIRS (Foundation for Amateur

International Radio Service, Inc.) members planned an amateur radio training program in Dhaka, Bangladesh, during early 1993. The training was to help develop a group of amateur radio operators that could lead to the development of a disaster preparedness amateur radio network in Bangladesh. A DXpedition to help provide training by actual amateur operation was planned. The DXpedition operators hoped to make thousands of radio contacts worldwide. These contacts would give great visibility and support for amateur radio and FAIRS in Bangladesh.

The results of two years of planning and almost three weeks on location in Bangladesh exceeded our most optimistic goals. The international team of three Americans (one American traveled from Taiwan), two Ukrainians, and three Russians arrived on schedule with over half a ton of training and radio equipment. A five-day training program in amateur radio for 30 Bangladeshies was



Photo A. QSL of the FAIRS team in Bangladesh.

well-attended. A total of 17 of the 30 participants passed the USA amateur license examinations, which showed there were some highly motivated individuals interested in becoming radio amateur operators. Training for government personnel was provided by Mr. Richard Baldwin, the president of the International Amateur Radio Union (IARU). Mr. Baldwin presented a five-day workshop to about 12 staff members of the Bangladesh Telephone and Telegraph Board (BTTB). His workshop included: the history of ama-

teur and commercial radio, development of international regulations, why amateur radio is good for a country and its citizens, how to develop regulations for governing the use of amateur radio and how to develop amateur radio license procedures. Mr. Baldwin's workshop was independent from FAIRS; however, it was coordinated by FAIRS, the ARRL, and the IARU.


These two training programs made a very significant and positive effect on the interest and awareness of amateur radio in the government,

42,738

ELECTRONIC COMPONENTS

Whether you order 1 part or all 42,738...MOUSER stocks and...ships same day!!

CALL...
(800) 992-9943
for your
FREE CATALOG



2401 Hwy. 287 N.
Mansfield, TX 76063


MOUSER[®] ELECTRONICS

Sales & Stocking Locations Nationwide

CIRCLE 64 ON READER SERVICE CARD

Say You Saw It In
73 Amateur Radio Today

WEFAX To The Max



PC GOES/WEFAX 3.0 \$250

PC GOES/WEFAX 3.0 is a professional fax reception system for the IBM PC. It includes an AM/FM demodulator, software, cassette tutorial and 325 page manual. Check this partial list of our advanced features:

Res. up to 1280x800x256	APT Lat/Lon. Grids
Unattended Operation	Orbital Prediction
Colorization	Frame Looping
Zoom, Pan, Rotation	PCX & GIF Export
Contrast Control	Grayscale Printing
Tuning Oscilloscope	Infrared Analysis
Photometry/Histograms	Variable IOC & LPM

PC HF FACSIMILE 6.0 \$99

PC HF Facsimile 6.0 is a complete shortwave FSK fax system for the IBM PC. It includes an FSK Demodulator, software, 250 page manual and tutorial cassette. Call or write for a complete catalog of products.

Software Systems Consulting
615 S. El Camino Real, San Clemente, CA 92672
Tel:(714)498-5784 Fax:(714)498-0568

CIRCLE 250 ON READER SERVICE CARD

W9GR DSP FILTER

11 Switch Selectable Filters in One



Just turn the switch to select one of:
4 Filters which enhance SSB signals by reducing hiss, static, ignition, and powerline noise with no perceptible time delay combined with Multiple Automatic Notch filters to remove heterodynes instantly.

4 "Brick-wall" CW Filters with bandwidths of 50 Hz to 200 Hz.
3 unique linear phase bandpass filters for RTTY, HF Packet, and SSTV.

Installs easily between the receiver and external speaker or headphones.

W9GR DSP Filter \$299.95
12 VDC Power Supply \$11.95

Shipping and Handling US \$5, overseas \$15

VISA 30 day money back guarantee. 90 day parts & labor warranty. MasterCard

j•Com • 793 Canning Pkwy • Victor NY 14564
(716) 924-0422 • FAX (716) 924-4555

CIRCLE 175 ON READER SERVICE CARD

BERING ISLAND

4K4NN

Confirmed by:

4K4WS

Equipment: Yaesu FT757GX/Icom 701/PA 1000/MFJ-949D/3el 15-20m yagis/40m GP & wires.

CONFIRMING QSO WITH	DATE			UTC	MHz	RST	MODE 2-WAY
	DAY	MONTH	YEAR				
	Sample						

After covering the distance of nearly 4,000 miles with baggage weighing about 2,000 pounds, we reached Bering Island, a Pacific Ocean island which has a land area of about 600 square miles. Its coordinates are 55 N. and 166 E., IOTA nr AS-39. The expedition was organized by the Western Siberia DX Club with support from the Russian Geographic magazine "Vitus". The radio shack was situated 100 yards from the ocean shore in a little house which was kindly placed at our disposal by the island meteorological station. Having started to operate, we expected to have a great time for ten days. But then something terrible happened.

Photo B. QSL of the DXpedition to Bering Island.

tions, FAIRS Russia; Larry Vogt BV/N4VA/S21ZK, FAIRS Training Director, ITU Region 3; Serge Tarasov UA4LLQ/KD4QAU/S21ZL (2nd op), FAIRS member Russia; and Vyacheslav Sergeev, CIS Team Sponsor.

For further information about this trip, future trips, or about FAIRS, contact David Larsen, Executive Director, FAIRS, PO Box 341, Floyd VA 24091, USA; (703) 231-6478; (703) 382-9099; Fax: (703) 382-2935; Internet: david.larsen@fairs.org.

[There was much more of their report, but space was not available to print it all.—Arnie]

four radio amateurs from the city of Omsk, oblast 146: Valery Matushin UA9NN, chief of the WSDXC; Alexander Ernst UA9MR; Igor Suprunov UA9MFW; and Mike Shakirov UA9MI.

After traveling a distance of 4,000 miles with about 500 kg. of baggage, we reached the Pacific Ocean island of Bering. The island is about 600 square miles of land area and has a population of 1,500 people. Our license gave us permission to operate as 4K4NN and 4K4West Siberia. We were going to operate with the latter call in the All Asian Contest.

The radio shack was situated 100 yards from the shoreline on the first floor of a small house which was kindly placed at our disposal by the island meteorological station. Our equipment included Yaesu FT757GX and ICOM 701 transceivers, a 1 kW amplifier, and an MFJ-949D tuner. Due to a good choice of a clearing with green grass, and the sunny weather, we quickly put up the antennas, a three-element yagi on the 15 and 20 meter bands, a full-size ground plane on 40 meters, and a longwire for the other bands.

We operated 24 hours a day with the best propagation to the USA

Russia HELLO FROM BERING ISLAND! From August 25 to September 7, 1992, four members of the West Siberian DX Club operated a station located on Bering Island, coordinates 55 North and 166 East, IOTA AS-39. The expedition was organized with some support and direct participation of the Russian geographic magazine *Vitus*.

The expedition was devoted to the 250th anniversary of the discovery of the Commodore Islands by Russian explorers under the leadership of Captain Vitus Bering. The radio DXpedition was comprised of

and others around the world will be aware of the new interest in amateur radio in Bangladesh.

The international FAIRS team included: David Larsen KK4WW/UB5WUS/S21ZJ, Executive Director, FAIRS; Gaynell Larsen KD4GMV/UB5WMV/S21ZH, Vice Director, FAIRS; Victor Goncharky UB5WE/KC1VF/S21ZM, FAIRS European Operations Director; Helen Goncharky RB5WA/KB0KNC/S21ZM (2nd op), FAIRS Europe Secretary; Yuri Katyutin UA4LCQ/KD4STR/S21ZL, Director of Opera-

N.G.O., and private sector.

The FAIRS team was fortunate to meet with many officials of the government ministry for telephone and telecommunications in favorable discussions supporting amateur radio. Five Bangladesh amateur radio licenses were issued to our team by BTTB. More than 25,000 radio contacts with amateurs worldwide were made with the three radio stations brought from the USA, Ukraine, and Russia. The FAIRS radio DXpedition was a tremendous success and as a result thousands of radio amateurs

How To Get Started In Packet Radio



Enter the exciting world of **packet radio** today with *How To Get Started In Packet Radio*. Dave Ingram, K4TWJ, wrote this beginner's guide to **packet radio** in an

easy-to-understand manner. It starts with a non-technical description of packet radio, followed by chapters that include getting started, setting up your station, networks, BBSs, portable and high-frequency operation and even a *Packet Radio Equipment Survey*. There's also an appendix that includes circuits for interfacing equipment. **Join the most exciting and rapidly growing area of ham radio today!** Order your copy of *How To Get Started In Packet Radio* book for only \$9.95! (plus \$2.00 S&H).

NARA
NATIONAL AMATEUR RADIO ASSOCIATION
CALL US TODAY!!
P.O. Box 598, Remond, WA 98073
Orders Only 1-800-GOT-2-HAM
Inquiries (206) 869-8052

CIRCLE 223 ON READER SERVICE CARD

TRANSEL TECHNOLOGIES

A DIVISION OF LJ ELECTRONIC INDUSTRIES
123 East South Street • Harveysburg, Ohio 45032
1 (800) 829-8321

Model TSC1

Transel Suction Cup Mounting Kit

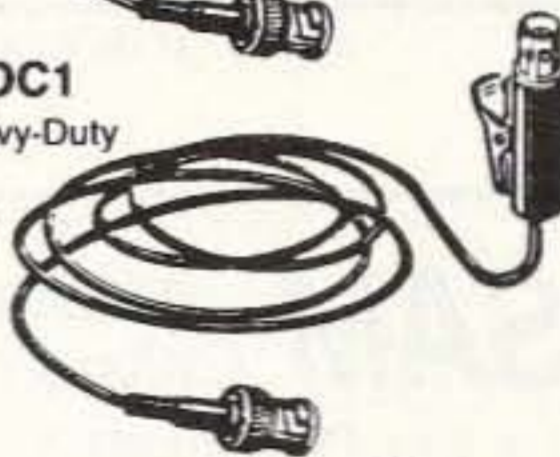
\$12⁹⁵



Model TDC1

Transel Heavy-Duty Hat Clip

\$12⁹⁵



Model TWM

Transel Slim Line Window Mount Kit

\$24⁹⁵



Model T144-10

Transel Modified Gain Quarter Wave Antenna

\$14⁹⁵

Write for a Full Line Antenna Catalog at No Cost!
— DEALERS WELCOME —
Made In The USA...Because It Matters!

CIRCLE 11 ON READER SERVICE CARD



PUTTING THE AMATEUR BACK IN RADIO

FUN-KIT LINE

EK01, The Experimenter's Kit




A prototyping parts kit for radio and test equipment circuits. Kit includes board, enclosure and hardware, chip set (NE602AN, MC1496, LM385) and complete enclosure instructions. Special Introductory price...\$39.95

Other Introductory specials:

10-00001 Experimenter's PCB only	\$12.95
11-00001 Chip set only	\$ 5.00
17-20003 2N3906 G/P PNP 10 for	\$ 3.00
17-20004 2N3904 G/P NPN 10 for	\$ 3.00
31-00001 Enclosure (hardware and essay manual) only	\$29.95
45-00001 NE602AN Mixer Oscillator \$2.00 ea or 6 for	\$10.00
45-00002 MC1496L Mixer	\$ 2.00
45-00003 UC3906 Battery Charger	\$ 7.00
45-00004 NE604AN IF/LIMPHASE Detector	\$ 5.00
45-00005 8044ABM Curtis Keyer Chip	\$17.95

160 METER TWIN-LEAD MARCONI ANTENNA



\$39.95

Complete. Trim to length and attach coax. Takes less space than 80 M dipole. Needs no tuner. Max pwr: 300 W/ 50 Ω

MAIL CHECK OR MONEY ORDER TO:

JADE PRODUCT, INC.
P.O. Box 368
East Hampstead, NH 03826
Phone: (603) 329-6995

VISA® and MASTERCARD® accepted
Add \$3.50 handling charge for orders under \$20.00
Shipping Cost: \$3.50 for 1st \$100; \$1.00 for ea. add'l \$100.

CIRCLE 133 ON READER SERVICE CARD

and Japan and some good openings to the South Pacific. The propagation to Europe was fair in the morning and evening. Most signals to all locations were only about S3 to S5! The best propagation was at the end of August, but beginning in September the propagation abruptly deteriorated. Unfortunately, we failed to operate on the 10 and 12 meter bands while propagation was good in August. During that time, we worked on the 30, 40, and 80 meter bands.

On the 5th of September, hurricane force winds hit the island! The winds gusted up to 80 miles per hour, and the temperature dropped to 0 degrees C, or about 30 degrees F. The wind raged for two days and destroyed all of our antennas and our plans for future operations! Luckily, the building where our shack was located did not suffer any damage.

It must be said that the author of these lines, as well as the other members of the DXpedition, were shocked with the rage of the hurricane. It was the first time that we had witnessed this natural phenomenon. Because of the hurricane, we were not able to carry out our plans to take part in the All Asian Contest or launch a balloon with a longwire for the 160 meter band. We had also planned to operate from Medny Island (Cooper), a smaller island in this group.

On Tuesday, the 8th of September, we left our troubles and the debris of our antennas on the island and flew in a small airplane back to the continent. It took us 48 hours to

get back to our homes in Omsk, Russia.

We made over 10,000 QSOs during the DXpedition, with 140 DXCC countries on SSB and CW, including the WARC bands. The following totals will tell the story: 80m—504; 40m—2061; 30m—463; 20m 5063; 17m—431; and 15m—1557.

In conclusion, we wish to thank all of the hams who worked us, and we are especially obliged to our QSL managers, Ken KC4UG and Walter DK8FS for spiritual and material support. We also want to thank MFJ Enterprises in Mississippi for the 1278 multimode controllers, which helped us to make plans for the DXpedition.

[Many thanks to Ken Carpenter KC4UG, PO Box 586, Vernon AL 35592, for this report from Mike and group. Ken reports that he has operated Mike's home station in Omsk and it is awesome, consisting of a TS-400, 2 kW amp, and seven elements on 15 and five elements on 20 meters. The antennas are on a tower on his 10-story apartment building. Ken would be glad to help arrange for a UA9M callsign for any who would like to travel in that direction. Mike's info is Mike Shakirov UA9MI, PO Box 2056, Omsk 644119, Russia.—Arnie]



Photo C. Picture of (L-R) Mike UA9MI, Alex UA9MR, Valery UA9NN, and Igor UA9MFW on Bering Island.

ISRAEL

Ron Gang 4X1MK
Kibbutz Urim
D. Negev 85530
Israel
Packet: 4X1MK @
4Z4YU.ISR.MDLE

Techsat, Israel's first amateur radio satellite project, continues full steam ahead at the Technion Technical University in Haifa. Launch of the bird, which will feature an orbiting packet radio mailbox for hams, is slated for 1995.

Its BBS software has already been written, and it should soon be

in operation (terrestrially) from Bet Miller, home of the 4X4HF club, in Haifa. This will give people a taste of what it will be like connecting to the bird and will no doubt whet their appetites for the real thing. The simulated satellite BBS will be on AFSK FM, at first on 1200 baud and later switching to the faster 9600 baud rate. As with the Mode J type of operation slated for the satellite, those wishing to connect to the BBS will transmit on 2 metres and receive on 70 centimetres. The computer for this project has been donated by the Haifa Rotary Club. In a future report, we hope to have a more detailed re-

UTMOST MODIFICATION BIBLE
THE GREATEST IN IT'S TIME,
EVEN MORE COMPLETE!!!

OVER 50 COMPLETE SYNTHESIZED CRYSTAL CHARTS.
OVER 20 ARE PRECALCULATED MODIFICATION CHARTS.
OVER 60 PLL DIAGRAMS. - SCANNER MODIFICATION.
OVER 100 MODIFICATIONS FOR PLL C.B.'S.
OVER 100 HAM RADIO MODIFICATIONS.
TEN METER MODIFICATIONS. LINER SCHEMATIC DESIGN.
OVER 800 MIKE WIRING CODES.
ANTENNA/COAX & GAIN/LOSS DESIGN CHARTS.

KDC SOUND 1-800-256-9895 JUST:
5 PINE MEADOW \$29.95
CONROE, TX 77302 CHECK OR MONEY ORDER

CIRCLE 151 ON READER SERVICE CARD

Fox Hunting Yagi?

Hold it in your hand—it's a walking stick made of aluminum with rubber ends. But inside are all the elements of a 4 element yagi that goes together in 2 minutes. Ready for the T-Hunt. Ready to get your signal out of a hole into the repeater. No little bits to drop and get lost. Everything fits clean and tight and tough. 2meters \$79, 70 cm \$49. Weighs only 1 lb. Add \$6 Shipping & Handling. Into \$1.

AntennasWest
Box 50062-S Provo UT 84605

Order HotLine
801 373 8425

CIRCLE 324 ON READER SERVICE CARD

Quality Microwave TV Antennas

WIRELESS CABLE - IFTS - MMDS - Amateur TV
Ultra High Gain 50db(+) • Tuneable 1.9 to 2.7 Ghz.

- 55-Channel Dish System \$199.95
- 36-Channel Dish System \$149.95
- 20-Channel Dish System \$124.95
- Optional Commercial Grid Antenna (not shown) Add \$50.00
- Yagi Antennas, Components, Custom Tuning Available
- Call or write (SASE) for "FREE" Catalog

PHILLIPS-TECH ELECTRONICS
P.O. Box 8533 • Scottsdale, AZ 85252
(602) 947-7700 (\$3.00 Credit all phone orders)
MasterCard • Visa • American Express • COD's • Quantity Pricing

CIRCLE 249 ON READER SERVICE CARD

SAM Amateur Radio
Callsign Database

For your PC Compatible. Find Hams by Callsign or Name. Browse thru calls. Full export by QTH with custom output. All U.S. and Canada Calls. Ideal for mailing lists, QSLs, etc. Uses 16 MB Hard Disk. High Density Floppy (1.44 or 1.2) required for install. Updates and options available. Interfaces to LOGic, LogMaster, HyperLog and others. Demo disk \$3.00.

County Cross Reference Option adds county to address info. Lookup or export all Hams in a county. Only \$7.50.

\$39.95
\$5 s/h VISA/MC

RT Systems Inc.
Box 8, Lacey's Spring, AL 35754
205-882-9292

ARK20

SYNTHESIZED QRP CW TRANSCEIVER KIT

- Superhet single signal receiver
- Synthesized to 100 Hz
- RIT +/- 500 Hz
- IIP > +10 dbm
- Sensitivity 0.3 μV
- CW crystal filter
- CW audio filter
- Immediate recovery AGC
- 3-4 watts out
- FULL QSK
- Sinewave sidetone
- 12 VDC powered
- Rugged extruded chassis
- 2 1/2" X 5 1/2" X 8"
- Coils pre-wound
- Silkscreened PCB's
- GUARANTEED TO WORK
- Product of USA

Complete - just add key, power & Antenna

20 Meter Kit or 40 Meter Kit **\$269.95**
Optional adj. speed Keyer **\$ 39.95**
Shipping & Handling **\$ 5.50**
MD residents add 5% sales tax

To Order Call:
S & S ENGINEERING
14102 BROWN RD
SMITHSBURG, MD 21783

(301) 416-0661 **FAX (301) 416-0963**

CIRCLE 294 ON READER SERVICE CARD

**THE FAMED 2 METER
A. S. A. 9209**

+9 db Co-Linear "MultiWave" Base Station Double 5/8 over 1/4 wave delivers up to +9 db gain. All fiberglass & solid aluminum construction. Fits masts up to 1-1/2". 2 Meter Base Station 10' length.

Made in USA **\$32.43**
+ \$5.00 S&H
(SC RES. 5% SALES TAX)
CHECK IN ADVANCE OR C.O.D.
ALSO AVAILABLE IN 220 & 440

ASA

"Service is the Reason For Our Success"

Model 9209 +9db
Tel: (803)293-7888 P.O. Box 3461
Watts: 1-800-722-2681 Myrtle Beach, SC 29578

CIRCLE 18 ON READER SERVICE CARD

port from some of the hams involved in the project.

With the sword of Damocles hanging over the wholeness of the 70 centimetre band, hams are beginning to wake up. In the last few weeks, three packet BBSs have been hastily set up on the band: on 430.400 MHz, a port of 4X4HF in Haifa; 433.450, 4X1RU in Herzliya (both of these part of the 4XNet and World-Wide Packet system) and 4X6SL in Tel-Aviv on 433.625, a private BBS on the air every evening, chock full of files and public domain software. All of these BBSs are working on standard 1200 baud.

By the time you read this, there should be a new UHF FM repeater activated in Jerusalem, and one is planned for Beersheva as well. What's in store for 70 centimetres in Israel? Is its fate sealed? To be continued . . .

[More next month when space permits.—Arnie]

REPUBLIC OF KOREA

Byong-Joo Cho HL5AP
Room 401 CQ Building
157-7 Kwangan-2Dong, Nam-Ku
Pusan 608-102
Korea

Korea was proud to announce that EXPO '93, the Taejon International Exposition, will be held in Taedok Science Town, Taejon City, from August 7 to November 7, 1993. The theme is "The Challenge of a New Road to Developing" with a sub-theme of "Traditional and Modern Technologies for the Developing World, toward improved use and re-

cycling of resources."

The Taejon International Exposition and the Korean Amateur Radio League (KARL) are co-sponsoring an award, appropriately named the "EXPO '93 Award," that is available to all amateur radio stations and SWLs all over the world. Further information can be received from, and applications sent to: Award Desk, Korean Amateur Radio League, C.P.O. Box 162, Seoul, 100-601, Korea.

"With the sword of Damocles hanging over the wholeness of the 70 centimetre band, hams are beginning to wake up."

There will also be a Special Event Station set up at the EXPO. The callsign will be 6K93EXP during the EXPO '93 run. I am happy to report that I will spend some time at the operator's position and will be very happy to say "Hi" to my many friends.

RUSSIA

Gennady Kolmakov UA9MA
PO Box 341
Omsk-99
Russia

There are serious troubles looming on the horizon for the amateurs of the former USSR. Obsessed with "market economy," people in charge

of Amateur Radio Service on the government level have imposed (or will impose very soon) substantial fees for the privilege of operating on the air.

A First Class license (equivalent of the U.S. Extra) will cost a ham 120 rubles per annum. To enter any contests, one would fork over 240 rubles per year in addition to the above. It won't matter if you run 100 watts or 10 kW. Special calls call for yet more money. In U.S. currency

this doesn't look like much (\$1 = 500 rubles), but it sets a dangerous pattern—pay for what once was free and expect an increase any time. The opinions of ham ops were never requested, it seems.


In addition, getting contest certificates via the bureau would cost five rubles, receiving a single card via the bureau now costs 50 kopecks, sending a single card abroad via the bureau would cost two rubles 15 kopecks.

An airmail letter from Russia to anywhere in the world now costs 75 rubles. Since the majority of hams can't afford to send airmail letters (the average salary now stands at 3,000-4,000 rubles per month) in

quantity, and because the foreign mail isn't getting through to Russia, those U-cards will become very rare indeed very soon. Moscow hams report piles upon piles of incoming QSLs at Box 88 that don't and won't get processed. The bureau is broke, can't pay employees and its own mailing expenses. Again, hold onto your CIS cards, don't mail them over here until the situation is resolved.

On a related subject, January 1993 was set as a time frame for the changeover of current amateur call-sign allocations to a new system. 95% of all Ukrainian calls will change and a substantial amount of Russian calls, if the new system is implemented. Other republics will see a full 100% change of existing calls. As was announced earlier, the new allocations were assigned without any consultations with hams, thus the amateur community of the former USSR republics is in a state of turmoil. Nobody knows what will take place, when and how. Letters were sent to the ITU, trying to stop the new assignments. Government offices responsible for communications were petitioned without any obvious results. There is talk about having hams retain the present call-sign system, while commercial and utility calls would be converted. At this time, it is all pure speculation and no decisions on this explosive topic were rendered. There would be no special calls assigned within the CIS for 1993, I was told, pending the outcome of the above.

As always, I will provide more details as they become available. 73 de UA9MA. 73



4309 Northern Pike Blvd.
Monroeville, PA 15146
(412) 374-9744

FOR ORDERS ONLY CALL
(800) 854-0815

SPECIALIZING IN PREOWNED
AMATEUR AND SHORTWAVE EQUIPMENT

BUY • SELL • LOVE TO TRADE

We Carry All Major Brands Of New Equipment

CIRCLE 329 ON READER SERVICE CARD

GIVE YOUR
HR-2510 HR-2600

the same features as the
"BIG RIGS"

CHIPSWITCH


4773 Sonoma Hwy. Suite 132
Santa Rosa, CA 95409-4269

Write or call (707) 539-0512 for FREE information

CIRCLE 265 ON READER SERVICE CARD

Presenting
**THE KIFO 12 ELEMENT
144 MHz YAGI**

Model: FO12-144



ELECTRICAL SPECIFICATIONS:

Measured gain.....12.6 dBd
E-Plane beamwidth.....34 deg
H-Plane beamwidth.....37 deg
Sidelobe attenuation
1st E-Plane.....-18 dB
1st H-Plane.....-15 dB
SWR.....1.13:1 typical
F/B ratio.....22 dB
Maximum power.....2000 Watts
Impedance.....50 ohm

MECHANICAL SPECIFICATIONS:

Length.....17 ft 4 in
Boom.....1.375" 6061 T-6 Aluminum
Elements.....1/4" Aluminum rod
Wind survival.....120+ MPH
Mast.....up to 2" diameter
Element Insulators.....Black Delrin
All Stainless Steel Element Hardware
Coax connector.....N-type
Weight.....11 lb

ALSO AVAILABLE

RA4-50, RA7-40, RA8-2UWB, FO12-144, FO15-144,
FO16-222, FO22-432, FO22-ATV, FO25-432, FO33-432, FO11-440
POWER DIVIDERS.....STACKING FRAMES

We supply those hard to find parts for the home builder
1/4" Delrin Insulators \$10.95-50, Stainless keepers \$10.00/50
Add \$6 UPS S/H for each antenna, \$8 west of Mississippi
PA residents add 6% state sales tax.

RUTLAND ARRAYS

1703 Warren St. • New Cumberland, PA 17070
PHONE/FAX Info (717) 774-3570 - Orders (800) 536-3268
DEALER INQUIRIES ARE INVITED 7-10 pm EST

CALL OR WRITE FOR OUR NEW CATALOG!

CIRCLE 71 ON READER SERVICE CARD

SURVEILLANCE
& COUNTERSURVEILLANCE Electronic Devices

Bugging/Phone Tapping Detectors • Caller IDs
Phone Scramblers • Voice Changers • Shotgun Mics
Vehicle Tracking • Transmitters • Locksmithing • AND MORE!

NEW! 7-hour telephone recording system.
Tapes phone calls automatically. \$125.00

FOR CATALOG SEND \$5.00 TO...
E.D.E. P.O. Box 337, Buffalo, NY 14226 (716) 691-3476

Townsend Electronics, Inc.

presents

C.M. Howes Kits

for

H.F. Amateur Equipment



"RIG SAVER"

H.T. and Mobil Mounts



\$29.95

\$29.95

THE WORLD'S BEST

in ham radio books and publications

28 page catalog \$1.00

Outside USA \$2.00

1-219-594-3661

Townsend Electronics, Inc.

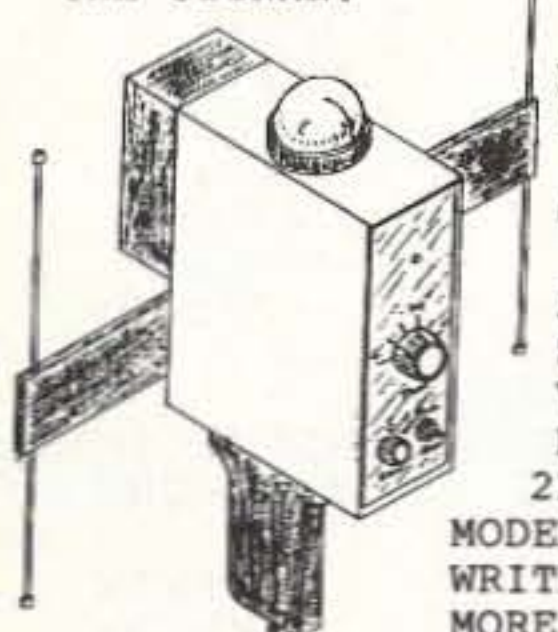
Box 4155 • Pterceton, IN 46562

CIRCLE 299 ON READER SERVICE CARD

73 Amateur Radio Today • October, 1993 67

VECTOR FINDER

ZERO-IN
THE SIGNAL!



HAND-HELD
PHASE SENSE
ANTENNAS FOR
VHF DIRECTION
FINDING. USES
ANY FM XCVR.
COMPASS GIVES
DIRECTION.
ARMS FOLD FOR
STORAGE. TYPE
VF-142 COVERS
BOTH 2-MTRS &
220MHZ. OTHER
MODELS AVAILABLE.
WRITE OR CALL FOR
MORE INFO.

\$3.50 SHIPPING & TYPE VF-142
CA. ADD TAX) \$139.95 619-

RADIO ENGINEERS 565-1319

3941 MT. BRUNDAGE AVE.
SAN DIEGO CA.92111

CIRCLE 58 ON READER SERVICE CARD

73's DX Dynasty Award

This is the current list of DXDA award winners. The DX Dynasty Award is the most enjoyable DX award around. Any correspondence concerning DXDA should be addressed to DXDA, c/o 73 Amateur Radio Today, 70 Route 202 N, Peterborough NH 03458.

**BASIC AWARD—
100 COUNTRIES
WORKED**

1. W1RFW	79. AA4VN	161. OK1AEH	243. VE7OJ	325. KC4PCX	35. W6BCQ	9. N6GCB
2. WB2DIN	80. KA1LMR	162. W9LCR	244. AA4W	326. KA7EXD	36. F6IFE	10. K8MDU
3. KT1A	81. N8AXA	163. 8P6SH	245. N9GMM	327. DK9EA	37. VE2MFD	11. YU2EJU
4. W3FDU	82. NM2I	164. KA6SPQ	246. KB4HBH	328. HL5AP	38. WP4AFA	12. KE8LM
5. KA9JOL	83. KD9YB	165. ZF2KH	247. KM4HF	329. SM7BRO	39. 5N0WRE	13. WD5N
6. WB1BVQ	84. HC2CG	166. W6MVF	248. CE1YI	330. ON6DP	40. KD2WQ	14. F6IFE
7. NW7O	85. VE1BXI	167. JA8CAQ	249. KA1FVY	331. VE1RJ	41. VE1ACK	15. 5N0WRE
8. AK4H	86. YC2OK	168. KI6WF	250. N2GVB	332. WA3KKO	42. N5JUJ	16. KE2CG
9. W3HCW	87. NRGNL	169. K2MRB	251. N2DAO	333. KB9ABI	43. 9Q5NW	17. I3VKW
10. KZ2W	88. GM3UBF	170. AA6GM	252. WF8E	334. DA2UI	44. KB8BHE	18. CE1YI
11. K9FD	89. 5Z4BP	171. JA0SU	253. YB0HZL	335. SM0BNK	45. I3VKW	19. W6BCQ
12. WD5N	90. IOAOF	172. NU8Z	254. N5MBD	336. WA2BMQ	46. KD3CR	20. CE7ZK
13. KA9TNZ	91. VE1BN	173. G0GRK	255. N4SNS	337. WA0QIT	47. N8IMZ	21. KB8DAE
14. K9GBN	92. KA2NRR	174. YB8VM	256. KA3TGY	338. 5Z4BH	48. G0FWG	22. K2EWB
15. N5GAP	93. 5Z4DU	175. DV1BRM	257. JN3XLY	339. KB9ALG	49. N2FPB	23. KD3CQ
16. WB3FMA	94. KB8ZM	176. W0TU	258. N4DUV	340. OA4ANR	50. KE6KT	24. KD4MM
17. NN6E	95. HK4CCW	177. N7CNH	259. KA9MRU	341. OD5ZZ	51. OZ9BX	25. KD9HT
18. AL7HG	96. W2JQ	178. PY3IO	260. KA4OTB	342. VE3ZD	52. NJ1T	26. KA4TMJ
19. N6CGB	97. HC2AGT	179. YB0ZCA	261. N4JED	343. LU-2ATR	53. CE1YI	27. N7GMT
20. KI6AN	98. WD5N/M	180. YB0AF	262. AB4KA	344. HL5FRG	54. YB0HZL	28. JA4TF
21. K9JPI	99. VE1BHR	181. VE3PQB	263. WA7OET	345. UB5LRS	55. JN3XLY	29. K2EWA
22. N4WF	100. VE1AGZ	182. W2SV	264. KA3RVH	346. N1ICC	56. KA9MRU	30. WA1S
23. K6PKO	101. K5AOB	183. N1ADE	265. CE7ZK	347. IK4NPC	57. CE7ZK	31. PY4OY
24. KW7J	102. KW2D	184. WP4AFA	266. NI9J	348. LU3CF	58. KB8DAE	32. ON6DP
25. VE6JO	103. PY3ARZ	185. KS7V	267. WB9PTN	349. G7AZP	59. K2EWB	33. VE1RJ
26. WA4IUW	104. WB4ETD	186. W2OFB	268. KB8DAE	350. VE5AAD	60. NI5D	34. WA3KKO
27. W4ZFE	105. N2FPB	187. G4ASL	269. W0CL	351. SM4SEF	61. KD3CQ	35. WA0QIT
28. N4KMY	106. KD3CQ	188. N5JUW	270. WB7VUB	352. N9CPK	62. KA4OTB	36. 5Z4BH
29. W0HBH	107. K4NNK	189. KA8WAS	271. JF6TUU	353. KO4VO	63. WB2VMV	37. HL5FRG
30. K8KJN	108. VU2DNR	190. 5N0WRE	272. ZY3IO	354. JE1GWO	64. KD4MM	38. JAI-20762/BV
31. KG1V	109. AA5BE	191. AA4IP	273. KB4VIR	355. IK1SLE	65. KD9HT	
32. K1KOB	110. PY3OG	192. JR5KDR	274. OE6CLD	356. JF7QUE	66. KA3NIL	
33. KY3F	111. VE4ACF	193. KD2WQ	275. N7JJQ/DU3	357. N7QXQ	67. N0IDT	
34. PY2JY	112. VE4SI	194. KA3NIL	276. KK4KK4FB	358. JE6KLR	68. KA1TFU	
35. YB5BEE	113. PJ2KI	195. WA8YWK	277. DU1AUJ	359. N2BI	69. KA4TMJ	
36. YB5BEH	114. WB4CKY	196. VE1ACK	278. K2EWB	360. KK4XL	70. JA4TF	
37. WB9SBO	115. W6EQB	197. HP2XVB	279. NI5D	361. JA3SSB	71. KA3UNQ	
38. N0AFW	116. KK4IY	198. WB5KYK	280. N2JXC	362. KB0ADI	72. KB8ZM	
39. KA9MOM	117. IK1IYU	199. N5JUJ	281. N0IWT	363. N8MOT	73. K2EWA	
40. N3II	118. N6GCN	200. N4OBJ	282. WB3BDH	364. KB2NEK	74. WA1S	
41. W6DPD	119. KB1AF	201. 9Q5NW	283. K1CVF	365. WB2PPN	75. PY4OY	
42. KE8GG	120. KB8BHE	202. KW2D	284. KA3CXG	366. AB4ZD	76. WC0A	
43. VE6VK	121. KE2CG	203. VE1HA	285. KA1SPO		77. OZ1FNX	
44. KD9RD	122. VS6CT	204. HP8BSZ	286. WA4NWT		78. KA7EXD	
45. W4WJJ	123. G3IZQ/W	205. IK8JJQ	287. KJ4OI		79. ON6DP	
46. KOHSC	124. WB6FNI	206. YC3DKN	288. KA3UNQ		80. VE1RJ	
47. KI6GI	125. KA0IAR	207. I3VKW	289. WB2VMV		90. N6WK	
48. IK1APP	126. K9SM	208. K2EWA	290. KD4MM		91. WA3KKO	
49. KJ4RR	127. W6BCQ	209. KD3CR	291. OE3DHS		92. KB9ABI	
50. K8MDU	128. KA5MSL	210. N9GDG	292. KD9HT		93. SM0BNK	
51. N1EIU	129. WB4FLB	211. KF8K	293. DL8OBC		94. WA0QIT	
52. K1DRN	130. N7GLT	212. FD1BEG	294. G3KVA		95. 5Z4BH	
53. WD8REC	131. WA0X	213. DU1DZA	295. WA4NEL		96. OA4ANR	
54. ZL2BLC	132. KF4GW	214. N8IMZ	296. KA4VZO		97. OD5ZZ	
55. VE3EFX	133. N4QGH	215. KK4YA	297. N0IDT		98. VE3ZD	
56. W9MCJ	134. VE1CBK	216. LU1JDL	298. KA1FUE		99. HL5FRG	
57. N6IV	135. 7J1AAL	217. KA8YYZ	299. KD7EO		100. UB5LRS	
58. KN8D	136. K6ICS	218. KA4TMJ	300. JH8MWW		101. PS7AB	
59. KC5YQ	137. NZ7W	219. WA9DDC	301. KB8ICD		102. KD1CT	
60. WB6ITM	138. WB0N	220. YI1CIS	302. JA1CKE		103. DU1CHD	
61. KA2AOT	139. WC7F	221. YC3FNL	303. N3GEE		105. IK3ITX	
62. K4LHH	140. F6IFE	222. G0FWG	304. JA5MG		106. VE2JWK	
63. VE2QO	141. KL7N	223. KV4B	305. KA1FTU		107. N7JXS	
64. KE5AT	142. KE8LM	224. N5IET	306. WA8KMK		108. JM2PRM	
65. W9SU	143. WA6YOO	225. WA9WIG	307. N2IBW		109. HL5BUV	
66. W3OOU	144. VE2MFD	226. N3CDA	308. N4THE		110. VE3GLX	
67. NR2E	145. N3APQ	227. KE6KT	309. N3CYD		111. KK6JY	
68. KF5PE	146. HK1DBO	228. IK7DBB	310. JA4TF		112. EA6AAK	
69. N3FBN	147. NM3V	229. JY5EC	311. W6YLL		113. N3IHS	
70. KB4SJD	148. IK6GFY	230. N1ETT	312. WA1S		114. WA2CKP	
71. N3EZX	149. WB6UAN/M	231. PY2DBU	313. KC5WA			
72. IK8GCS	150. NK6Z	232. I8IYW	314. N6WK			
73. WB4I	151. KB6IUA	233. N0ISL	315. PY4OY			
74. NG1S	152. W9OKH	234. KC4BEB	316. KG7BO			
75. WB7UUE	153. WB5FXT	235. WA7QQI	317. WB3FQY			
76. HK4EB	154. NB3E	236. KA1RJG	318. WC0A			
77. K0BFR	155. N2ESP	237. OZ9BX	319. VE4AMU			
78. N7GMT (KF7SH)	156. YU2EJU	238. KB4HBH	320. YC0MCA			
	157. OZ1DXX	239. KA3RWP	321. WA3LEU			
	158. IK5IIU	240. NJIT	322. KB2GLO			
	159. KA1ION	241. W4DCG	323. OZ1FNX			
	160. KD3AI	242. YC0RX	324. K6GCF			

**250 COUNTRIES
ENDORSEMENT**

1. WB2DIN
2. IK8GCS
3. WD5N
4. K8MDU
5. KE2CG
6. CE1YI
7. CE7ZK
8. K2EWB
9. KD9HT
10. N7GMT
11. KD3CQ
12. KB8DAE
13. WA1S
14. PY4OY
15. VE1RJ
16. 5Z4BH
17. N2BI
18. I750156

**300 COUNTRIES
ENDORSEMENT**

1. WB2DIN
2. IK8GCS
3. K2EWB
4. K8MDU
5. N7GMT
6. WA1S
7. PY4OY
8. KD3CQ
9. VE1RJ
10. UY5XE
11. IK3ITX
12. VU2SMN

**200 COUNTRIES
ENDORSEMENT**

1. N3II
2. WB2DIN
3. K9FD
4. IK8GCS
5. N0AFW
6. WB1BVQ
7. VE4ACF
8. KI6GI

**350 COUNTRIES
ENDORSEMENT**

1. WB2DIN
2. PY4OY
3. UB4WZA

HAM HELP

Number 30 on your Feedback card

We are happy to provide Ham Help listings free on a space available basis. To make our job easier and to ensure that your listing is correct, please type or print your request clearly, double spaced, on a full 8 1/2" x 11" sheet of paper. Use upper- and lower-case letters where appropriate. Also, print numbers carefully—a 1, for example, can be misread as the letters l or i, or even the number 7. You may also upload a listing as E-mail to Sysop to the 73 BBS, (603) 924-9343, (8 data bits, 0 parity, 1 stop bit, 2400 baud), on Special Events Message Area #11. Specifically mention that your message is for publication. Please remember to acknowledge responses to your requests. Thank you for your cooperation.

Needed: Information on Tecraft Criterion series NU-VERTER Model 144, IF Freq. 14-18 mc. Thanks. Art Coulombe W7HGK, 21 Yakima St., Walla Walla WA 99362.

I'd like to exchange schematics/project ideas with other homebrewers. Please send a list of your projects, and I'll send a list of mine; or if you don't have a list of your own, please send an SASE and I'll send you a list of my projects (some have been published). Klaus Spies, Lock Box 48185, Niles IL 60714-0185.

Wanted: Knight R100A Receiver. Thank you. Walter J. Stanis, Box 231347, San Diego CA 92194.

I need manual/assembly instructions/schematic for VHF Engineering "Synthesizer II." This was how you made a rig programmable in the '70s. Will pay reasonable copy costs. Joel S. Look W1KCR, 35 Goff Ave. Apt. 507, Pawtucket RI 02860.

Wanted: Source info of antenna materials, such as tubing of various lengths and diameters; various types of element insulators; whip antenna rod material (such as one would find in commercially available HAM units). Ham is involved in the designing, experimenting and building of antennas. Ron Zemljak N7LDQ, 140 Maude 'S' Canyon, Butte MT 59701.

Uncle Wayne's Bookshelf



Your One-Stop Shopping Headquarters

In stock and ready to ship direct to you.

Reference Manuals, Shortwave Handbooks, ARRL Books, Antenna Handbooks, UHF/VHF, Books For Beginners, Code Tapes and Software For The Computer.

Turn to pages 86 & 87 to see our current selection

Don't Delay—Call Today

Our order department is just a phone call away.



800-234-8458



739310

Backpacker II CW Transceiver Kit

(only \$159.95 plus S & H)

Try our other great kits:

- Deluxe Mini-Keyer (uses new 8044ABM chip)
- Automatic Gel-Cel Charger
- Deluxe SWR/Wattmeter Sensor (Very accurate to low-power QRP levels. Convert a CB SWR meter & save \$\$)
- Mini Field Strength Meter
- and Much, Much More!

Send \$1.00 for Catalog to:

Tejas RF Technology
PO Box 720331
Houston, TX 77272
PH: (713) 879-9300

Hi Pro Repeaters

Manufacturers of Quality Communications Equipment

- Repeaters
- Links
- Remote Base
- VHF, UHF
- Receivers
- Transmitters
- Antennas



Hi Pro 'E'

EXPANDABLE REPEATER SYSTEM

- Standard and Computerized Controllers
- Standard and Computerized Auto Patches
- Duplexers

• A NEW CONCEPT IN REPEATER DESIGN, THE Hi Pro "E" IS AN EXPANDABLE REPEATER WITH THE FOLLOWING FEATURES: A BASIC REPEATER WHICH WOULD INCLUDE A COMPLETE RECEIVER, TRANSMITTER, COR, FRONT PANEL CONTROLS AND INDICATORS, LOCAL SPEAKER AND MIC JACK AND CAPABLE OF FUTURE EXPANSION. ALL HOUSED IN AN EXTREMELY RUGGED, ENCLOSED, 19-INCH RACK MOUNTABLE CABINET.

• THIS SYSTEM CAN BE EXPANDED AT TIME OF PURCHASE OR CAN BE AN AFTER-PURCHASE ADD ON. THE ADD ONS ARE—HIGHER POWER, 110/220 VAC POWER SUPPLY, IDENTIFIER, AUTO PATCH, OR COMPUTER CONTROLLERS. IN ADDITION TO THESE ADD ONS AN ADDITIONAL RECEIVER AND TRANSMITTER CAN BE MOUNTED INTERNALLY FOR USE AS CONTROL LINKS, REMOTE BASE OR DUAL BAND OPERATION, ETC.

• New 2 Year Warranty

NOW CELEBRATING OUR 25TH ANNIVERSARY

MAGGIORE ELECTRONIC LAB.



600 Westtown Rd. West Chester, PA 19382 Phone (215) 436-6051 FAX (215) 436-6268 Telex 499 0741 MELCO

WRITE OR CALL FOR OUR COMPLETE CATALOG

SPECIAL EVENTS

Number 24 on your Feedback card

Ham Doings Around the World

Listings are free of charge as space permits. Please send us your Special Event two months in advance of the issue you want it to appear in. For example, if you want it to appear in the January issue, we should receive it by October 31. Provide a clear, concise summary of the essential details about your Special Event. Check Special Events File Area #11 on our BBS (603-924-9343), for listings that were too late to get into publication.

OCT 2-3

VIRGINIA BEACH, VA Tidewater Radio Conventions, Inc., will present their 18th annual Virginia Beach Hamfest and Computer Fair/ARRL Virginia State Convention/Popular Communications SWL Convention, at the Virginia Beach Pavilion from 9 AM-5 PM Sat., and 9 AM-4 PM Sun. Speakers are Gordon West WB6NOA, and Roy Neal K6DUE. VE Exams, Flea Market, Tailgating, Forums, and more. Talk-in on 146.97. Order tickets (with SASE) from Manny Steiner K4DOR, 3512 Olympia Ln., Virginia Beach VA 23452. Tel. (804) 340-6105. Get Commercial info from Lewis Steingold W4BLO, 1008 Crabbers Cove Ln., Virginia Beach, VA 23452. Tel. (804) 486-3800.

OCT 3

ASHLAND, OH The North Central Ohio Hamfest will be held from 8 AM-3 PM at Ashland County Fairgrounds. Flea Market. Forums. 2m Foxhunt. Talk-in on 147.105+. Contact Wally Green, 3 East Liberty St., Ashland OH 44805. Tel. (419) 281-3903.

WARRINGTON, PA The Mt. Airy VHF Radio Club, Inc., (Pack Rats) will sponsor their Hamarama at the Rt. 611 Drive In. Talk-in on 146.52 (simplex). Gates open at 7 AM. Set-up at 6 AM. Contact K3EOD, (215) 742-3312.

OCT 8-9

AUGUSTA, GA The ARC of Augusta will sponsor a Special Event at the Augusta College Sports Complex, 3109 Wrightsboro Rd., from 6 PM-9 PM Fri.; 8 AM-5 PM Sat. Flea Market, VE Exams, Forums, Demos. Talk-in on 144.89/145.49, alt. 144.51/145.11. For tickets, tables, send check and SASE to ARC of Augusta, P.O. Box 3072, Augusta GA 30914-3072. For info, call Ed Butorajac KM4QQ, (706) 798-1918.

OCT 9

BELTON, TX Ham Expo '93 will be held by the Temple ARC, at the Expo Center in Belton, from 7 AM-2 PM. VE Exams. Free Test Bench. Transmitter Hunt. Call Eric N5WUFU, (817) 986-1257 or Mike WA5EQQ, (817) 773-4768. Write to Temple ARC, 2014 S. 53rd, Temple TX 76504.

LIMA, OH The Northwest Ohio ARC will host a Hamfest at the Allen County Fairgrounds. Contact WB8BND, P.O. Box 211, Lima OH 45802. VE Exams; pre-register with completed 610 and fee of \$5.60 to ARRL-VEC, W8TY, 1370 N. Stevick Rd., Lima OH 45807.

TEANECK, NJ The Bergen ARA will hold its annual Fall Hamfest from 8 AM-2 PM at Fairleigh Dickinson Univ. Contact Jim Joyce K2ZO, (201) 664-6725, before 10 PM. FCC VE Exams; contact BARA VE Hotline, (201) 797-0151 before 10 PM. Talk-in on 146.190/.790 and 145.620 simplex.

TITUSVILLE, FL A Hamfest will be held at Sandpoint Park from 9 AM-5 PM, by the Titusville ARC. Advance registration is required. Contact John Lowe KE4BBC, (407) 267-2000, or Bud Hughes K4CWG, (407) 267-3450. Talk-in on 146.910 (-600 kHz).

OCT 9-10

EL PASO, TX The annual Internat'l Hamfesta will be held at the Texas Nat'l Guard Bldg., 9100 Gateway Blvd., North, Sat. from 8 AM-5 PM; Sun. 8 AM-3 PM. Seminars. QCWA Breakfast. VE Exams both days. Talk-in on 146.88. Contact Milly Wise W5OVH, P.O. Box 31628, El Paso TX 79931. Tel. (915) 751-4160.

MEMPHIS, TN MemFest '93 Greater Memphis Amateur Radio and Computer Show, will be held at Shelby Farms Show Place Arena, 105 Germantown Road So., by the Mid-South ARA. Time: Sat. 9 AM-4 PM; Sun. 9 AM-2 PM. VE Exams both days, 9 AM-Noon. Flea Market Info: Steve Cheeseman NX3W, 3290 New Getwell Suite 202, Memphis TN 38118. Tel. (901) 365-6621 (W); (901) 368-6781 (H). General and Exhibitor Info: Nita Wofford N4DON, 2966 Cordell, Memphis TN 38118. Tel. (901) 363-4971.

OCT 10

DURHAM, CT The Meriden ARC, the Middlesex ARS, and the Shoreline ARC, will jointly sponsor the "Nutmeg Hamfest" at the Fairgrounds in Durham. VE Exams. Talk-in on 147.96/.36. Contact Jim McCandless N1IZF, (203) 349-3353, 6 PM-10 PM; packet: N1IZF @ W1NRG.CT.USA.NOAM. Mail: P.O. Box 193, Durham CT 06422.

WALL TOWNSHIP, NJ The 6th annual Shore Area Ham and Computerfest, sponsored jointly by the Jersey Shore ARA (JSARS), Neptune ARA, Ocean-Monmouth ARC (OMARC), and Garden State ARA (GSARA), will be held at the Allaire Airport. Doors open 0800-1600. VE Exams. Talk-in on 145.110 (NK2O) for cars; UNICOM 123.00 MHz for aircraft. Get details from Al Jackson NK2O, (908) 922-8121. For tables/tickets, write to Shore Area Hamfest, P.O. Box 635, Eatontown NJ 07724-0635.

WAUKESHA, WI The Kettle Moraine RAC Inc., will hold its 15th annual Ham and Computer Swapfest at the Waukesha County Exposition Center, Hwys J & FT. Doors open 8 AM-1 PM. VE Exams by the Badger Examiners. Advance tickets \$4; 4' tables \$5; send a SASE and check payable to KMRA Swapfest, P.O. Box 411, Waukesha WI 53187-0411.

OCT 16

FRANKLIN, PA The Fort Venango Mike & Key Club will hold a Ham Auction/Flea Market at the Venango County 4-H Fairgrounds, RT # 62, starting at 8 AM. Auction begins at 10 AM. Talk-in on 147.12+, 145.23-, and 145.19- MHz. Contact Jerry Almes W3DTW, (814) 432-3647, or Bruno Wolozyn K3MHB, (814) 677-8694. Or write to The Ft. Venango Mike & Key Club, RD #1, P.O. Box 591, Cranberry PA 16319.

GRAND FORKS, ND Forx ARC will sponsor a Hamfest at Grand Forks Civic Auditorium, 615-1 Ave. N., beginning at 8 AM. VE Exams at 10 AM, walk-ins welcome. Talk-in on 146.94. Contact Bob Smith ND1H, 1203 Shakespeare Rd., Grand Forks ND. Tel. (701) 746-9498.

GRAY, TN The 13th annual Tri-Cities Hamfest will be held at the Appalachian

Fair Grounds, located off I-181 in Gray. Flea Market. Sponsors: Kingsport, Bristol, and Johnson City Radio Clubs. Mail inquiries to Tri-Cities Hamfest, P.O. Box 3682 CRS, Johnson City TN 37602.

SANFORD, NC A Fall Festival will be held from 8 AM-4 PM by the Central Carolina ARS. Location: Lions Club Fairgrounds, 7th & Weatherspoon Sts. Contact April Maggart KD4QMU, 8512 Deep River Rd., Sanford NC 27330.

STARKE, FL Bradford County Fairgrounds, US 301 North of Starke, will be the location for the 3rd annual Starke Hamfest, sponsored by the ARC - Bradford Area. Time: 0800-1600 hrs. Talk-in on 145.150- and 146.520 simplex. Contact Donna KC4MXK, (904) 964-9491, or Tony WB2FGL, (904) 964-9328. For reservations, make check payable to ARC - Bradford Area, c/o Tony Spatafore WB2FGL, P.O. Box 852, Starke FL 32091.

OCT 17

CAMBRIDGE, MA A Tailgate Electronics, Computer and Amateur Radio Flea Market will be held from 9 AM-2 PM at Albany and Main Sts. Call (617) 253-3776. Mail reservations before Oct. 5th to W1GSL, P.O. Box 82 MIT BR., Cambridge MA 02139. Sponsors: MIT Radio Soc., and the Harvard Wireless Club. Talk-in on 146.52 and 449.725/444.725 pl 2A W1XM/R.

CENTRALIA, IL The Centralia Wireless Assn., Inc., will hold its annual Hamfest at the Kaskaskia College Gym, 3 mi. NW of Centralia. Doors open at 8 AM. Talk-in on 147.27/.87 and 443.2/448.2. VE Exams at 11 AM, walk-ins accepted. Contact Bud King WA9U, (618) 532-6606. Mail ticket orders with an SASE to Centralia Wireless Assn., Inc., Hamfest Tickets, P.O. Box 1166, Centralia IL 62801.

MILAN, OH The firelands Area Repeater Assn. will hold their 2nd annual Hamfest at the Ehope Career Center, from 8 AM-4 PM. Talk-in on WB8LLY Rptr. 146.805. Contact Carol Richards A18V, (419) 433-6624.

TUCSON, AZ The 5th annual Tucson Hamfest, sponsored by Old Pueblo RC, ARRL, ARCA, will be held from 7 AM-1 PM at DeAnza Drive-In, 22nd St. & Alvernon Way. Talk-in on 146.22/.82, 146.28/.88, and 146.52 simplex. Contact A.J. Pawlowski KB7KZ, 3418 W. Green Trees Dr., Tucson AZ 85741. Tel. (602) 742-2605

OCT 23

SUMTER, SC The Sumter ARA will present their 7th annual Hamfest and South Carolina's 1993 ARRL Convention, from 8 AM-4 PM at Sumter County Exhibition Center, 700 W. Liberty St. VE Exams for Walk-ins Only. For VE Exam info, call Dan Mask WB5SGH, (803) 775-9106. Dealers, call Hap Griffin WA4UMU, (803) 469-6381. For written info, write to S.A.R.A. - Hamfest, P.O. Box 193, Sumter SC 29150.

OCT 23-24

CHATTANOOGA, TN The Hamfest Chattanooga Amateur Radio & Computer Convention will be sponsored by the Chattanooga ARC, Sat. 9 AM-5 PM; Sun. 9

AM-3 PM. Talk-in on 146.19/.79. General info contact Charles E. Curle AD4F, 8719 Snow Hill Rd., Ooltewah TN 37363. Dealer info/reservations: Barbarra Gregory, 8619 Smokerise Ln., Chattanooga TN 37421. Tel. (nights) (615) 892-8889. Flea Market info: Lou Carter, 107 South Bragg Ave., Lookout Mountain TN 37350. Tel. (nights) (615) 821-4043.

MOBILE, AL The Mobile ARC will hold a Ham and Computer Fest at Abba Shrine Temple, 7700 Hitt Rd., off Shillinger Rd. Time: Sat. 8 AM-4 PM; Sun. 8 AM-3 PM. VE Exams both days at 9 AM. Contact Louis AC4EN. Talk-in on 146.82/.22. Rag-Chew 149.94/.34. For details, call Richard Ireland KD4TTD, (205) 824-2749, or write M.A.R.C., P.O. Box 81791, Mobile AL 36689.

PALM BEACH, FL The West Palm Beach ARC will sponsor their 1st annual High Speed CW Contest, beginning at 1 PM at the Palm Beach County Fairgrounds. For details, contact Ted Herrman AE8G, 301 North M St., Lake Worth FL 33460. Tel. (407) 586-7940; FAX (407) 585-3466.

OCT 24

GOLDEN, CO The Rocky Mountain Radio League, Inc., will present the 1993 RMRL Hamfest from 8 AM-2 PM at Jefferson County Fairgrounds, 15200 W. 6th Ave. VE Exams. ARRL Forum. Talk-in on 144.62/145.22 MHz. Contact Joe Dickinsson WT0C, (303) 795-3397.

WARREN, MI The Utica Shelby Emergency Comm. Assn. will hold their USECA Swap from 8 AM-2 PM, at Student Community Center (K-Bldg.), Macomb Community College, South Campus. VE Exams (pre-registration required) call Bill N8CVC, (313) 468-8345. Table info: Dave N8OEV, (313) 792-0791; or Virginia N8NLS, (313) 268-0691. Talk-in on 147.18+, 147.42 simplex. For Club info, call Dave KF8CT, (313) 268-6730. Mail pre-registration payments with an SASE to Virginia Przekaka N8NLS, 34473 Coachwood, Sterling Hts MI 48312.

WESTMINSTER, MD The Radio Clubs of Carroll County MD and Penn-Mar PA, will be holding the 4th annual Mason-Dixon Computer & Hamfest at the Carroll County Ag Center, starting at 8 AM. VE Exam registration begins at 8 AM; pre-registration requested; contact Page Evans NE3P, (717) 359-7610.

OCT 30

EAST LYME, CT The Tri-City ARC will hold its annual Fall Auction at the Senior Citizens Center, Waterford Municipal Complex, from 10 AM till sold out. Bring your equipment to be auctioned. Talk-in on 146.07/.67 Rptr. For info call KA1BB at (203) 739-8016.

FREDERICKSBURG, VA VE Exams will be given at the Rappahannock Library in Fredericksburg. For details, call AC4SK at (703) 373-7076, or AC4MB at (703) 891-5581.

ST. PAUL, MN The Hamfest Minnesota & Computer Expo, sponsored by the Twin Cities FM Club, will be held in the Main Arena at the St. Paul Civic Center, 143 West 4th St.: Flea Market. VE Exams. Educational and Fun Seminars. Talk-in on

146.16/.76 Rptr. For info, write to *Twin Cities FM Club*, P.O. Box 5598, Hopkins MN 55343, or call the *Hamfest Minnesota Info Line*, (612) 535-0637.

OCT 31

LEBANON, IN The Boone & Clinton County ARCs will co-sponsor a Hamfest from 8 AM-4 PM at the Boone County 4-H Fairgrounds, Warm & Dry Community Bldg. Flea Market. VE Exams near by. Talk-in on 147.105 and 443.150. Contact *Tim French KA9WDJ*, (317) 324-2618; *Don Jackman N9ILX*, (317) 482-5211; or *Don Lecklitner N9GBO*, (317) 654-6580. Or write to *Boone County ARC*, P.O. Box 186, Lebanon IN 46052.

MARION, OH The Marion ARC will present its 19th annual "Heart of Ohio Hamfesta and Computer Show" at the Marion County Fairgrounds Coliseum, from 8 AM-3 PM. Talk-in on 147.90/.30 Rptr. Contact *Steve Eckard WS8S*, 6583 South St. Meeker, Marion OH 43302. Tel. (614) 499-3565.

NOV 6

CARTHAGE, MO The Carthage AR Soc. Hamfest will be held at the Carthage Memorial Hall at the intersection of Oak & Garrison Sts., from 8 AM-1 PM. Talk-in on 147.42 simplex. Contact *Jim Dixon WX0J*, or write to *Carthage ARC*, P.O. Box 783, Carthage MO 64836. Tel. (417) 358-4126.

COOKEVILLE, TN The Cookeville Rptr. Assn. and The Tennessee Tech ARS will co-sponsor the 3rd annual Cookeville Hamfest at Hooper Eblen Center on the campus of TTU. Time: 8 AM-4 PM. Talk-in on 147.21+. VE Exams at 10 AM. Contact

Rich KD4ABC, (615) 528-7171 or *TTARS*, WA4UCE, TTU Box 5262, Cookeville TN 38505. Tel. (615) 372-3043.

ENID, OK Hoover Bldg., Garfield County Fairgrounds at Oxford St. and N. 4th, is the location for a Hamfest being sponsored by the Enid ARC. VE Exams at 10 AM (walk-ins welcome). Talk-in on 145.29/144.69. Contact *Fred N5QJX*, (405) 242-3551, or *Tom N5LWT*, (405) 233-8473.

EUSTIS, FL The Lake AR Assn. will hold their annual Hamfest and Electronics Expo at the Lake County Fairgrounds from 9 AM-5 PM. W5YI Testing for all classes, starting at 1 PM. Radio and ATV Demos. Contact *Cole A. Ruck KC4UIG*, (407) 273-1624 (eves); or *Pat Paris WD4LXN*, (904) 669-7279 (eves).

FERNDALE, WA The Washington Mt. Baker ARC Flea Market will be held from 9 AM-4 PM at Ferndale Band Boosters Bingo Hall, NW corner of Interstate 5 and Smith Rd. overpass. VE Exams. Contact *Terry Andrew VE7BUS/W7*, 1009 Glenning St., Lynden WA 98264. Tel. (206) 354-5868.

MILWAUKEE, WI The Milwaukee Repeater Club will sponsor the 9th annual "6.91 Friendly Fest" from 8 AM-Noon at St. John the Evangelist Congregation, 8500 W. Cold Spring Rd. Talk-in on 146.91- and on 146.52. VE Exams. Contact *The Milwaukee Repeater Club*, P.O. Box 2123, Milwaukee WI 53201. Reservation deadline Oct. 28th.

NOV 6-7

LONG ISLAND, NY "HamExpo '93 Weekend" and ARRL Section Convention, spon-

sored by the Radio Central ARC, will be held at Suffolk Community College from 9 AM-4 PM. Flea Market. Computer Show. VE Exams, and more. Group hotel rates. Talk-in on 145.150-4Z or 449.525-2A. Contact *Valerie DeRicco N2NYB*, (516) 874-3669 or *John Mark KB2QQ*, (516) 689-6343.

SPECIAL EVENT STATIONS

OCT 2

ALAMOGORDO, NM The Alamogordo ARC will conduct their 3rd Special Event operation, sponsored by the International Space Hall of Fame, to honor new inductees. Station WA5IPS will operate from atop the Space Hall. Frequencies: SSB - 28.480/.490 MHz from 1600-1800 UTC; General phone bands on 15 and 20 meters from 1800-2300 UTC. We will operate in the 20 meter phone band if propagation is poor. Special QSLs will be sent from the Space Hall of Fame and will be certified by A.A.R.C. members. Mail QSL requests to *International Space Hall of Fame*, Route 2001 - P.O. Box 533, Alamogordo NM 88311-0533. SWL requests will be honored.

MATOON, IL The Moultrie ARC will operate W9BIL to commemorate the annual Chocolate Harvest Celebration. Operation will be in the General 40, 20, and 15 meter bands, and the Novice 10 meter subband. For a certificate, send QSL and a SASE to *Bryon Abrams KB9BWS*, P.O. Box 242, Findlay IL 62534-0240.

RICHARDSON, TX The Alcatel ARA will operate Station N5TBQ (Texas Best Quality) 1500Z-2100Z, from the Open House

site of Alcatel Network Systems, Inc. Operation will be in the General phone portions of 40, 20, 15, and 10 meters. For a unique QSL card, send contact report to *Alcatel Network Systems, Inc.*, AARA, M/S 401-212, 1225 North Alma Rd., Richardson TX 75081-2206.

OCT 6-10

HILLSBOROUGH, NC The Orange County Radio Amateurs will commemorate the bicentennial of the founding of the Univ. of North Carolina at Chapel Hill. SE Stations will operate, with a /UNC suffix, on the lower 25 kHz of the General portions of the 80, 40, 20, and 15 meter bands SSB, from 2300Z-0300Z on Oct. 6-8. In addition to the above band segments, SSB operation on the lower 50 kHz of the Novice portion of 10 meters (propagation allowing), will take place Oct. 9-10, from 1200Z-0000Z. An 8 1/2" x 11" certificate will be endorsed for all bands worked, with a special endorsement for UNC graduates. For a certificate, mail an SASE to *David J. Snyder N2MLU*, 600 S. Churton St., Apt. #66, Hillsborough NC 27278.

OCT 9-10

CAMANO ISLAND, WA The 3rd annual "Slug, Oyster and DX Festival" honors our friends the Mollusks, and is sponsored by the West Seattle ARC (W7AW). Operation will be Oct. 9 1500-0400 UTC to Oct. 10, 1500-2100 UTC. Frequencies: 21.052 MHz CW, 14.235 MHz SSB, 7.045 MHz CW, 3.930 MHz SSB. For a colorful certificate showing a slug and oyster at play, send your QSL and a large SASE to *West Seattle ARC*, c/o F. Tate, 10230 4th Ave. SW, Seattle WA 98146.

**- Packet Radio -
Portable & Affordable!**



Model BP-1
Packet Modem
Made in U.S.A.

- ★ Simple Installation
- ★ No External Power
- ★ Smart Dog™ Timer
- ★ Perfect For Portable
- ★ Assembled & Tested
- ★ VHF, UHF, HF (10M)

Whether you're an experienced packeteer or a newcomer wanting to explore packet for the first time, this is what you've been waiting for! Thanks to a breakthrough in digital signal processing, we have developed a tiny, full-featured, packet modem at an unprecedented low price. The BayPac Model BP-1 transforms your PC-compatible computer into a powerful Packet TNC, capable of supporting sophisticated features like digipeating, file transfers, and remote terminal access. NOW is the time for YOU to join the **PACKET REVOLUTION!**

Just...
\$49.95
+Shipping



400 Daily Lane
P.O. Box 5210
Grants Pass, OR
97527

1-800-8BAYPAC

VISA 1-800-822-9722
(503) 474-6700

CIRCLE 269 ON READER SERVICE CARD

**PacTOR / AMTOR
Without a TNC**

G4BMK's **BMK-MULTY** software, in addition to unequalled AMTOR performance, now does PacTOR with any ordinary RTTY terminal unit such as CP-1, CP-100, TU-170, ST-6, ST-5000, ST-6000, etc., plus we now have an adapter for PK-232. IBM-PC or compatible required.

Detailed literature upon request. Base version with AMTOR, RTTY, CW and Audio Spectrum Analyzer \$95. Base + PacTOR \$145. Extended version also includes HF WEFAX and SSTV reception \$125. Extended + PacTOR \$165. PacTOR alone \$50. PK-232 Adapter \$49. Shipping \$3. VISA/MasterCard accepted.

Amateur callsign required with order.
State 3 1/2 or 5 1/4 inch disk preference.

Authorized U.S. Distributor:

Schnedler Systems AC4IW

25 Eastwood Rd. • P.O. Box 5964 • Asheville, NC 28813
(704) 274-4646

SAN GABRIEL MTNS., SO. CA The 3rd annual "Mountain Top Mobile" will operate from Table Mountain, to celebrate radio for radio's sake. Operators: KC6TAZ, N6XOG, N6RNX, KM6TJ and N6PQB. QSL via individual operators (call followed by "Mountain Top Mobile").

TORRANCE, CA The South Bay ARC will operate KN6JN 1700Z-2400Z from the 2nd annual Torrance Air Fair in So. CA. Operations will be on General phone portions of 15 and 20 meters and Novice portion of 10 meters; also on 145.77 simplex and 224.38 rptr. For a certificate, send QSL and 9" x 12" SASE to SBARC, P.O. Box 536, Torrance CA 90508.

OCT 15-16

ST. LAWRENCE COUNTY, NY The North Country ARC will operate N2PSL to commemorate the Founding of the NCARC. Operation will be in the lower 25 kHz of the General portion of 80, 40, 20 meters, and the 10 meter Novice subband. For a QSL, send QSL and SASE to NCARC, c/o Pete Baltradis N2IJW, Rt. 1 Box 206, Norwood NY 13668 USA.

OCT 15-17

UNION, KY The Northern Kentucky ARC will operate K4CO 1400Z-2200Z from Big Bone Lick State Park, in conjunction with the annual Salt Festival. Operation will be on 40, 20, and 10 meters; also, 146.375+ Rptr. For a certificate, send 4" x 9" SASE and contact number to NKARC, P.O. Box 1062, Covington KY 41012-1062.

OCT 16

SAN BERNADINO, CA The Citrus Belt

ARC will be operating Station W6JBT from the Patton State Hosp., to commemorate the admission of the first patient to the hospital 100 years ago. Operation will be from 1500 UTC Oct. 16th-1500 UTC Oct. 17th. Frequencies: Phone - 7.270, 14.270, 21.350, 28.350; 145.850 144-148 MHz band; 224.860 222-225 MHz band. For a certificate, send QSL and a 9" x 12" SASE to Citrus Belt ARC, P.O. Box 3788, San Bernardino CA 92413-3788.

SANTA ROSA ISLAND, FL The Serious Hams ARC will operate N4MAD from Ft. Pickens State Park 1200Z-2000Z on 40, 20, 15, and 10 meters in the CW and voice portions of the bands, near the lower edge of the General portion of each band. Santa Rosa Island is IOTA-142. For a special QSL, send SASE and contact number to AD4BU, 10697 Bridge Creek Dr., Pensacola FL 32506.

OCT 16-17

DETROIT, MI The Wayne County ARPSC will operate WY3Q/8 from 1400Z Oct. 16-2200Z Oct. 17, to commemorate the 16th annual running of the Detroit Free Press/Mazda Internat'l Marathon. Operation will be in the General 80-15 meter phone subbands and the Novice phone subbands on 10 meters. For a QSL card, send QSL and SASE to Bill Gilbert, 222 Cleveland, Trenton MI 48183.

OCT 16-23

FORT WORTH, TX The Menasco ARC will be on the air as a special event Station celebrating Menasco Aerosystems' 37 years of operating in the State of Texas. Operation will be at 28.425 and 21.060 or

21.125 plus or minus QRM. To receive a special 8 1/2" x 11" certificate, send a large SASE to the control operator.

OCT 20-22

NEW YORK CITY, NY The "22 Crew" will operate WB2JKJ from the HQ of the Radio Club of Junior HS 22, to celebrate the 13th Anniversary of NYC's largest Ham Club and EDUCOM (Education Thru Communication). Join them on 7.238 MHz. from 1200-1300 UTC, then on to 21.395 till 2000 UTC, Oct. 20-22. For an outrageous QSL and surprise package, write to RC of JHS 22, P.O. Box 1052, New York, NY 10002, or FAX to (516) 674-9600.

OCT 23

EDISON, NJ The Piscataway ARC will operate Station AA2KS 1300Z-2200Z, to celebrate Edison's discovery of the electric light bulb. Operation will be on the General portion of 40, 20, 15 meters and Novice 10 meters. For a special QSL card send QSL and SASE to Piscataway ARC, P.O. Box 1233, Piscataway NJ 08854.

OCT 23-24

RIVERSIDE, CA The Moreno Valley ARA, Team March ARC, and the March Air Force Base MARS station will operate K16GD during the March AFB Open House. Operations will be 1600Z-2200Z both days, on the General CW and phone sub-bands of 40, 20, and 15 meters. Also the Novice section of 10 meters. For a special certificate, send \$100 and contact number to MVARA, P.O. Box 7642, Moreno Valley CA 92552. For more info, contact MVARA or packet N6YIH@N6YIH.#soca,ca,usa.na.

OCT 30

ACCOMACK COUNTY, VA The OH-KY-IN ARS will activate an IOTA during the CQ WW contest. The operation will be on all bands. The ITA will be one of the offshore islands in Virginia. Activity during the contest will be from Chincoteague Island, NA83. On Oct. 28 there will be a one day operation from Asateague Island, NA139. The call used will be K8SCH/4. The QSL route for both will be John Hugentober, Sr. N8FU, 4441 Andreas Ave., Cincinnati OH 45211. Please enclose an SASE.

OCT 30-31

RIVERSIDE, CA Moreno Valley ARA, Team March ARC, and the March Air Force Base MARS station will operate K16GD during the March AFB Open House. Operations will be 1600Z-2200Z both days, on the lower 25 kHz of the General subbands and Novice 10 meters. Operations will be SSB phone and CW; plus 145.560s and 146.655R pl 103.5. For a special USAF Certificate, send QSL and \$1.00 to MVARA, P.O. Box 7642, Moreno Valley CA 92552.

OCT 31-NOV 1

BREVARD, NC The Transylvania County ARC will operate W4ZCB to celebrate Halloween from the Devil's Courthouse in Transylvania County. Operation will be from 2000Z Oct. 31-0200Z Nov. 1. Frequencies: 7.234, 14.295, 21.365, 28.335 SSB, and 146.52 FM simplex. For a certificate, send a legal size or 9" x 12" SASE to Harold Johnson W4ZCB, 115 Kindy Forest Dr., Hendersonville NC 28739.

New from England—

THE MICROREADER MKII DECODES CW FOR YOU!

RTTY, AMTOR and more! Especially helpful for new Hams and SWLs. Send for FREE brochure right away.

The ERA MkII Microreader, Britain's most popular self-contained decoder, has a unique ability to copy poorly sent CW. It's designed to work with almost any receiver. Just plug the Microreader into the headphone or speaker jack of your receiving equipment and you're ready to go. Microreader's ability to copy poorly sent CW under noisy conditions is unique. The built-in CW tutor is simply outstanding for learning to send and receive. In addition, the MkII gives you hours of pleasure reading decoded RTTY and AMTOR.




- Supply Requirements: 12V to 16V DC.
- Display: 16 character right to left scrolling.
- CW tutor allows you to plug in your key and see what you're sending is really like.
- RS232 output port sends decoded text to serial printers and computers. No interface needed.

Action Communications
1705 Westminster Drive
Greensboro, NC 27410
(919) 299-1298
Representing Enterprise Radio Applications, Ltd.

For FREE information about the Microreader, write to Action Communications or call (919) 299-1298 (9 am - 10 pm Eastern time). For orders only, call toll-free 1-800-647-0564. MasterCard and Visa accepted.

CABLE TV DESCRAMBLERS Best Prices in the U.S.A.!

Guaranteed to Work!



**JERROLD PANASONIC
SCIENTIFIC ATLANTA PIONEER**

The Newest & the Latest

- DMTB-A - all Jerrold Impulse & Starcom series
- SA3-DFA - all Sci. Atlantas incl. 8536, 8536+, 8580, Drop-field
- PN-3A - all Pioneer systems

ALSO

FTB3, SA3, TZPC145G

**24 HOUR SHIPMENTS
30 DAY MONEY BACK GUARANTEE
FREE CATALOG & INFORMATION**

1-800-772-6244

M-F 9-6 EST
U.S. Cable TV, Inc. Dept.: K73103
4100 N. Powerline Rd. Bldg. F-4 Pompano Beach FL 33073
NO FLORIDA SALES!

CIRCLE 121 ON READER SERVICE CARD

ADVERTISERS

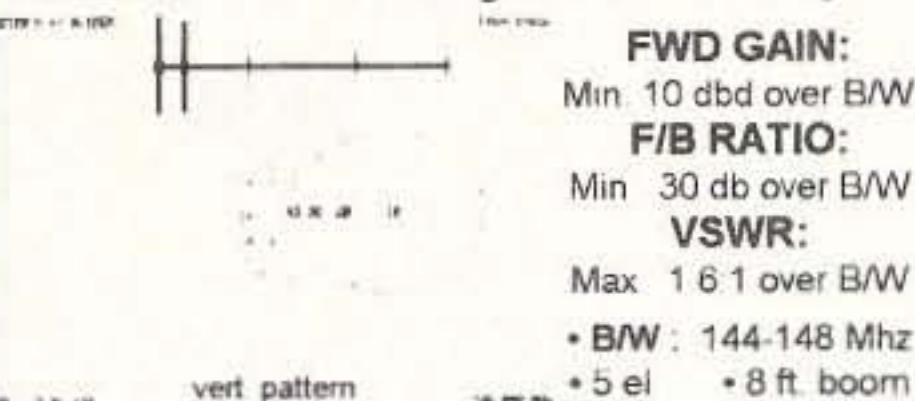
I.S.#	page	R.S.#	page	R.S.#	page	R.S.#	page	
18	A.S.A.	82	19	Doug Hall Electronics	48	382	LDG Electronics	78
18	A.S.A.	66	231	Douglas RF Devices	51	234	Lentini Communications	81
54	Ace Communications of Indianapolis	25		• Down East Microwave	17	47	Link-Com	81
	• Action Communications	72	114	E. H. Yost	63	243	Luke Company	74
	• Advanced Electronic Applications	9*		• Eavesdropping Detection	67	25	Madison Electronic Supply	45
57	Alinco Electronics	47*		• Electron Processing	83*	230	Maggiore Electronics Lab	69
94	All Electronics Corporation	27		• Electronic Distributors	30	233	Maingate Resources	62
	• Alphasab	25		• Electronic Distributors	48		• Meadowlake Corporation	28
76	Amateur Networking Supply	56		• Emcom Industries	46	86	MFJ Enterprises	11
19	Antennas West	46		• Engineering Consulting	49	160	Micro Computer Concepts	45
5	Antennas West	62	344	F.F. Systems	27	144	Micro Control Specialities	37
24	Antennas West	66	75	Fair Radio Sales	56	30	Micro Video Products	74
35	Antennas West	78	33	FB Enterprises	49	114	Mr. Nicad	63
96	Antennas West	82	118	Flytecraft	17	248	MoTron Electronics	78
80	Antennas West	83	251	Flytecraft	28	64	Mouser Electronics	64
36	Antennas West	84	329	For Hams Only	67	223	National Amateur Radio	65
36	Antennas West	85	169	G & G Electronics	30	54	NCG	5
	• Antique Radio Classified	62		• Gap Antenna Products	53	1	Number One Systems Ltd.	76
	• Astron Corporation	23	392	Garantennas	25	290	Nye Engineering	78
	• Azden Corporation	13		• Get-Tech	55	102	ONV Safety Belt	24
21	B & B, Inc.	83	193	GGTE	56*		• P.C. Electronics	57*
41	Barry Electronics Corporation	19	192	Grapevine Group	59		• P.C. Electronics	76*
	• BB & W Printing	85		• Ham Brew Magazine	43	178	Pacific Cable Company, Inc.	63
42	Bilal Company	82		• Hamtronics, Inc.	7	233	Packet Power	62
76	Bird Electronics	59	187	Harlan Technologies	17		• Peet Brothers	37
37	Box Products	17	293	IC Engineering	55	68	Periphex	45
56	Buckmaster Publishing	36*	179	Icom	CV2*	198	Personal Computer Repeater Controller	24
88	Buckmaster Publishing	59*	100	Interconnect Specialists	77	249	Phillips Industries, Inc.	66
7	Buckmaster Publishing	84*	77	Interflex Systems	17	311	Pioneer Hill Software	50
	• Butternut Electronics	27	42	Isotron	82	66	Pipo Communications	84
22	Byers Chassis Kits	36	112	ITC	15	394	PKT Electronics	85
94	C & S Sales, Inc.	25	295	Itech	28	49	Polyphaser	50
77	Capital Electronics	73	175	J-Com	64	145	QSO Software	79
	• CB City International	85	39	J-Com	51	26	Quantum Instruments	59
	• Cellular Security Group	83	55	J-Com	85	147	R.L. Drake Company	75
55	Chipswitch	67		• J.M.S.	84	110	Radio Amateur Satellite	53
39	Communication Concepts, Inc.	84	133	Jade Products	65	153	Radio City	36*
10	Communications Specialists, Inc.	57*	159	Japan Radio	41	58	Radio Engineers	67
15	Cortelco	34		• K-Comm	17		• RAI Enterprises	34
12	Connect Systems	2	2	Kawa Productions	24		• RAI Enterprises	73
46	Creative Control Products	17	151	KDC Sound	66	34	Ramsey Electronics	21*
B1	Digital Communications	34		• Kenwood USA Corporation	CV4	171	RF Enterprises	34

Bold listings are 73's new advertisers this month.

*Advertisers who contributed to the National Advisory Committee (NIAC).

The impossible beam

The only "yagi" type beam antenna to offer wide bandwidth and maximum gain simultaneously...



FWD GAIN:
Min. 10 dbd over B/W

F/B RATIO:
Min. 30 db over B/W

VSWR:
Max. 1.6:1 over B/W

• B/W: 144-148 Mhz
• 5 el • 8 ft. boom

RAIDER 2M5A \$79.95
RAI Dual Excited Reflectorless

• Price is FOB Phoenix • Shipping charges collect • USA only
• No credit cards • SASE for info • Ariz. orders add 5.5% tax

RAI Enterprises (602)848-9755
4508 No. 48th Dr. Phoenix, AZ 85031

Radio Fun

"The beginner's guide to the exciting world of amateur radio."

Radio Fun is packed full of information to help you get more fun out of amateur radio. Basic "how-to" articles will get you up and running on packet, ATV, RTTY, DXing, and the dozens of other activities that make amateur radio such a great hobby. You'll get equipment reviews geared toward the newcomer. We'll help you upgrade to a higher class license with monthly columns

designed to teach you what you need to know in a fun and exciting way. You'll find it all, and more, in the pages of Radio Fun.

Don't wait another minute. Subscribe today for only \$12.97 for one year. That's 12 issues of the only ham magazine that is geared especially for the newcomer, or any ham who wants to get more fun and excitement out of amateur radio — Radio Fun!

CAPITAL ELECTRONICS INC.

PRINTED CIRCUIT BOARD MANUFACTURERS

- SINGLE-SIDED, DOUBLE-SIDED, MULTI-LAYER(4-10 LAYERS) AND FLEX PCB'S PRODUCTION
- PREMIUM DELIVERY AVAILABLE 24 HR. 5S & DS, 72 HR. MULTI-LAYER
- ARTWORK GENERATION/EDITING
- PHOTOPLOTTING SERVICES
- 24 HOUR MODEM (19,200 BAUDE) QUICK & COMPETITIVE PRICING

5451 N. Broadway Ave., Chicago, Illinois 60640
Phone (312) 271-9510 • Fax (312) 271-9733

QUALITY IS OUR CAPITAL CONCERN

CIRCLE 277 ON READER SERVICE CARD

12 issues for only \$12.97
1-800-257-2346

YES! Sign me up right now!

12 issues of Radio Fun for \$12.97.

NAME _____ CALL _____

ADDRESS _____

CITY _____ STATE _____ ZIP _____

Check _____ MC _____ Visa _____

CARD # _____ EXPIRES _____

Class License _____ Year Licensed _____ 73 Subscriber _____

QST Subscriber _____ CQ Subscriber _____

Mail to: Radio Fun, P.O. Box 4926, Manchester, NH 03108

[Or Call 800-257-2346 (in NH Call 625-1163), FAX:603-669-2835]

Canada add \$7.00 plus .70 GST. Foreign add \$12.00 surface, \$36.00 airmail. Newsstand Rate \$18.00. Basic subscription Rate \$14.97.

06S

NEVER SAY DIE

Continued from page 4

What do you talk about when you make a contact? Are you actually talking about anything, or is your mike fright so bad that all you can do is list the model numbers of your equipment and antennas, mention the weather, spell out your name and turn it back? Go get a life! For heaven's sake do something you can talk about! I don't give a damn what rig you're using. I don't care what brand of antenna you were able to afford. I don't care that it's raining. I want to know something about you.

No, I don't want to sit and listen while you rant about something you're emotionally disturbed about. That's no fun. But I would be interested in any interesting ham adventures you've had. If you've read my editorials for any time you know about everything I'm interested in. I'm into all kinds of hobbies and several active sports. I read a ton of books and magazines and will be most interested in anything you've read and found interesting that I might have missed. I love getting letters from readers giving me leads on books I'll enjoy reading or music I might enjoy hearing.

What I don't need is to get on a repeater where there's some resident retired old codger who rambles on endlessly about nothing, month after month. You've got one of those around, right? Heck, I'd even get

bored listening to someone like this year's Ham O' The Year award winner and his obsession with me and my admittedly adventurous life. These old guys must have something that interests them other than ham radio. Or, if they have never done anything in their lives outside of hamming, isn't there something interesting they've done in amateur radio?

I've told you how much fun I had hamming from the demilitarized zone between North and South Korea as HL9WG, right? Or getting on the air as 7P8CA from Lesotho. You can surely get a good QSO going by asking if they've read what that arrogant, egotistical asshole Wayne Green wrote this month. Well, don't use those exact words. They might offend some Nervous Nelly listening in. We've enough garbage-mouth stuff going on without you contributing to the mess. The language you use on the air is a clear announcement of your class in society. After a few words we know right where you fit in, so if we hear you using bad language and fractured grammar, we wonder why you aren't on CB where you belong. How did an ignorant slob like that get a ham ticket? Maybe that code test isn't enough of an obstacle.

I suppose I'm preaching to the choir. The chaps who need my advice the most wouldn't read 73 if their life depended on it. Not with all that ARRL bashing they think I do. Of course they've never read 73, so they're going by word of mouth about my writing.

I keep trying to get you to break loose and go on a DXpedition. That'll give you something interesting to talk about for years. You might even get into slow-scan just so you can show your slides. And I'll love watching 'em. Yes, I know, you can't afford anything like that. Unless you're really into poverty as a way of life, there are plenty of easy DXpedition places to visit and have the time of your life.

Heck, you can drive to Nova Scotia and take a boat or plane to St. Pierre for a surprisingly few bucks. It's a bargain place to visit and they love visiting hams. I'm frugal, and I've never cared much about making money, and hate spending it. At least on myself. I've spent millions helping other people start businesses.

The Caribbean is another bargain place to visit and there are a dozen or so fairly rare spots you can activate. You can get there in a day, so you don't even need to have more than a week off to have a ball. Try it. Then write and thank me for pushing you. Also, let's see an article for 73 or *Radio Fun*.

What are you into that you can talk about? Bicycling? Kayaking? Scuba? Roller blades? Ultra-lights? Para-planing? Rallying? Sky diving? Ballooning? Gliding? Model planes? You're not a one-dimensional person, are you?

Many years ago I suggested we set up some net times and frequencies for hams with similar interests to meet

and talk. Nothing came of it. One problem with nets is that once you have more than two or three stations involved there's a reluctance to say much. The result is that a bunch of ops check into the net and say hello. And that's about it.

There's a weekly submariners net. I called in a couple times. Now, I've got hours of interesting submarine yarns to tell, but I never found an opportunity. So I stopped checking in. The net was on 20m, which meant that half of the checkins couldn't hear the other half, which puts a real chill on talking for any length of time. Interest groups should stick to 80m and maybe 160m, where everyone can hear everyone else. Or perhaps 2m via a repeater.

Always try to be your very best at anything you do. So when it comes to hamming, invest what it takes to make you the most interesting ham on the band to talk with. Work hard at it. Tape yourself and take the time to critique it. Be upbeat. No one likes a sour apple, so griping and negativeness will have people avoiding you the next time around. I get letters from hams who obviously are devoting their lives to making as many people unhappy as possible. I sure hate when I run into 'em on the air.

That last QSO . . . was that the very best you're able to do?

Trivia

One of the ham rags made a great big deal out of a TV production outfit

LUKE POWER SUPPLIES

CONTINUOUS DUTY AMPERE RATINGS

SALE - \$25 OFF of \$40, \$55, \$65, \$35H \$50 OFF of \$80, \$100, \$55H
Exp. 12-1-93



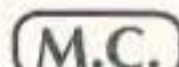

S40-40AMP-13.8V	\$275
S55-55AMP-13.8V	\$310
S65-65AMP-13.8V	\$425
S80-80AMP-13.8V	\$540
S100-100AMP-13.8V	\$585
S35H-35AMP-28V	\$445
S55H-55AMP-28V	\$540
S25VH-25AMP-50V	per quote
S55VH-55AMP-50V	per quote
OPTIONAL RACK MOUNT	\$65
OPTIONAL LCD METER	\$75

- Electronic Regulated
- Fold Back Current Limit
- Crowbar Protection
- Over Temp Protection
- Over Temp Indicator
- Input Surge Protection
- Digital LCD Volt/Amp Meter w/display hold (optional)

- Soft start on most models
- Made in U.S.A.
- One Year Warranty
- Rack Mount Option
- Crowbar Indicator
- 120/240v all models
- Ripple Low as 2mv
- Industrial transformer manufactured in U.S.A.

LUKE CO.

7113 North 9 Mile, Lake City, MI 49651
(616) 229-4593



CIRCLE 243 ON READER SERVICE CARD

VIDEO SYSTEMS

MINI-CAMERA

Size: 1x1x2 in. Weight: 2.5 oz.
Power: 7-14V/80mA. Sens: 2 lux @ f1.8
Lens: 3mm, 4mm. Output: NTSC @ 1V.
The camera has been used in: ATV, Security and Surveillance, R/C airplanes and Robots!
\$269 +s/h

TRANSMITTER, 434MHz.

ATVM-70, a 80mW. Mini-size 1x1.3 in., 2.5 oz.
Power: 7-9.6V/80mA.
\$129 +s/h

Satisfaction Guaranteed!

DOWN-CONVERTER

For 434 MHz. Low noise MOSFET front-end for greater sensitivity. Output on TV channels 3-4.
\$89 +s/h

Order Now, from stock!
(800) 473-0538
or (714) 957-9268 for technical information.

MICRO VIDEO PRODUCTS

1334 S. Shawnee Drive, Dept H
Santa Ana, CA 92704-2433

CIRCLE 30 ON READER SERVICE CARD

that rented some 2m HTs instead of commercial frequency HTs from a commercial communications firm. They innocently used 'em. We'll eventually hear whether the rental company got conned when they bought the HTs or if they knew the frequencies were wrong. But shame on blaming the TV production company . . . another Chicken-Little hysterical reaction.

The ARRL vs. gays score seems to be gays 2, ARRL 0. The League backed down on their refusal to continue publishing classified ads soliciting gay hams to join their movement. Now the gays, not satisfied with just winning, are suing for damages. Har-de-har . . . another item for the "Only In America" record book.

Getting Involved

As a communications and technology expert, you should consider becoming involved in local activities. Business people, educators, politicians, and even your local bureaucrats are beginning to recognize that the information age is dawning on America and they'd better damn well get aboard or they're going to be left behind by the rest of the world.

They've been hearing John Scully, now the chairman of Apple, talk about the information highway of the future, while all most people can see right now is more like a cow path. They see that Singapore is setting about installing fiber optic cable into every home and business in the country. In

France, every home has an on-line computer connected to a national data base.

We've been seeing the changes in our own lives as our ham repeaters have turned into cellular telephone systems. We've seen facsimile explode. Those of you who are awake have seen pocket communicators which handle voice and fax. We've seen national paging systems grow.

As a radio amateur, naturally you're expected by your neighbors to be an expert on communications and technology. Thus, when a few local politicians start getting concerned over the general ignorance of these highly technical matters, naturally they're going to turn to you for advice on how to get your county or state more tuned in with the future. Business people must find out how to take advantage of this technology and not be left behind by other parts of the country . . . or other countries. Schools must start turning out workers familiar with information and communications technology.

How prepared are you for this? How much do you know about what's available right now in technology, much less what's developing? Are you still sitting there, happily clacking away with your beloved old hand key, while the world is going to digital voice communications? And probably using spread-spectrum?

While we're communicating at 5 wpm by code, the world is moving to digital communications because digital

radio provides about three times the coverage with a hundredth of the power. Further, it's easy to put 10 to 20 people all on one channel without mutual interference. Heck, they can even talk with each other, just as we do on the telephone. And, by using satellites in the link, the 10 to 20 people can be in 10 to 20 different countries. Yes, we could do all this via amateur radio, if we had anyone pioneering new technologies in our fraternity.

Alas, all too many hams prefer to remain fat, dumb, and happy. Ooops, make that fat, dumb, and unhappy . . . because they're forever grouching and kvetching on the air about things. Those damned no-coders. The rotten Cbers. Lousy phone patches. Stinking pile-ups. Miserable contests crapping up the bands. That fathead and his little band of degenerates puking their venom on 14,313. The endless self-promotion broadcasts by an internationally famous ego case on 14,275. And worst, that awful Wayne Green! How can someone who sounds so nice on the air write such abrasive baloney?

I digress. My aim was to stir some deep feelings of guilt for the way you've wasted your ham life on inconsequential. Well-deserved guilt. You've been skimming the cream and not paying your dues. That's pure American . . . get the most you can for the least effort. Never mind the hard work . . . a concept we left behind back in the 1950s. That's something

those lousy, rotten Asians do when they sneak into our country and become successful, while we're gradually losing our quality of life.

Is change possible? Or are you too solidly inculcated with the baby-boom rationale? Are you too involved with TV, a little rag-chewing on the air, a rented movie once or twice a week, ball games, maybe some bowling? If I some way could find some people to write articles on new technologies that were written in a language you could understand, would you take the time to read 'em? Let me grind that one in a little harder. If I could get such articles and publish 'em, would you allocate a half hour or so at club meetings to discuss 'em? Okay, that's going too far. Maybe I should continue to publish feel-good articles and stop poking you with a stick.

When I point out that I'm not asking anyone to do something I haven't done myself, I get angry stares. Egotistical braggart. When I point out that it's exciting to get up on a mountain and make 10 GHz contacts with seven states . . . and that the equipment it takes is inexpensive and easy to build . . . I get shifty glances. I had a ball pioneering RTTY. Ditto SSTV. Ditto SSB. Ditto NBFM. It was fun learning. It was even more fun doing. And here we are in 1993 and there are more incredibly exciting horizons for us than ever before. Meanwhile, most hams seem to be looking backwards. Looking back fondly at Morse code, the

The ears have it!



“The R8 is like a breath of fresh air, with its ground-up engineering and up-to-date digital control from the front panel. I am very pleased to see a quality HF receiver of American manufacture that should successfully compete on the world market.”

Bill Clarke
73 *Amateur Radio Today*

When we introduced the American-made R8 Worldband Communications Receiver, we knew it would be judged by some very discerning ears, experts accustomed to the finest in short-wave listening equipment from around the world. After listening to the world on the Drake R8 loud and clear, they have delivered a decisive verdict.

They appreciated the R8's sensitivity, clarity, simplicity, and all-around versatility so much that many of them declared the R8 simply the best of its class. High praise, indeed, from very well-traveled ears.

But why take the word of mere

experts? Put the Drake R8 to the test yourself with a 15-day money-back trial period on factory direct purchases, and let your ears be the judge. If you're not impressed by Drake's quality, performance and ease of operation, all in a receiver costing less than \$1,000.00, return the R8 Receiver within 15 days, and we'll refund your money in full, less our original shipping charge. To order your R8 factory direct, for more information, or for the dealer nearest you, call **1-800-723-4639** today. We're confident that once you've listened to the R8, your ears will hear of nothing else.



R.L. Drake Company
P.O. Box 3006
Miamisburg, OH 45343
U.S.A.

DRAKE
In touch with the world.

CIRCLE 147 ON READER SERVICE CARD

communications medium of the 1920s and 1930s. Looking back lovingly at our archaic license structure, which is collapsing around us. Our national society is a radio relay league, aptly named when relaying was the only way to cover much distance by radio . . . around 80 years ago. Bummer.

New Hampshire and the 21st Century

An invitation came from Congressman Dick Swett (D-NH) to a meeting in nearby Keene proposing the organization of a 1994 National Information Technologies Conference at Keene State College. Swett spoke to (and with) the group via satellite video from Washington. We could see him, but the video was one way, so he couldn't see us. We could hear him just fine, but he had trouble hearing us, and then the audio link was lost.

There were around 25 business and education leaders present. We struggled to try and understand just what Swett or anyone involved in the project thought an Information Technologies Conference would involve . . . what the benefits would be and to whom . . . and who was going to pay for all this. There seemed to be a good deal of confusion about this. Swett read a long, prepared Beltway language speech . . . a lot about pro-activity. I'm pretty good at translating various American dialects into plain English, but I got lost. So did everyone else, fortunately. I'm not exactly sure what pro-activity is, but I'm all for it,

and it describes me to a tee.

There were some vague references to information technology somehow benefiting local businesses, which is almost obvious enough not to have to be defended. And there was the need for Keene State College to start producing the information technology work force local businesses are going to need.

The hope was that Keene State and the local business leaders would work together to organize the conference. There was some mumbling about getting federal funding, but first they needed \$50,000 from the business community as seed money to get the project started. This would take care of the next three months, when they hoped federal funding would kick in. Hmmm. Fifty big ones for three months? The obfuscation almost smothered us, but I think what they had in mind was sending someone or a small group around the world to look into information technology elsewhere. There was some mention of site selection. I quickly offered to handle the site seeing part of the project for them as soon as they had the \$50G, pointing out my extensive qualifications and contacts in the communications community everywhere in the world. I don't think they heard me. Perhaps they already had some volunteers with their eyes on the \$50G.

Far's I could see, the local business community was much more interested in the fruit and cheese plate than do-

ating to this phantom project. But hey, you never know. The last two times I volunteered to go on expense-paid around-the-world trips I won out, so my foot seems to automatically extend at the slightest hint, looking for any running boards to climb on . . . so to speak. You remember running boards, right? You've seen 'em in the old movies, with gangsters hanging on, shooting.

Yes, it would be nice if Keene could attract some of the coming high-tech manufacturing that the communications and information technology industries will make possible. And if Keene State could help provide high-tech career workers, the chances are good that the area would benefit from this by attracting such businesses. They'd better start working out some methods for helping to finance these startups though, otherwise they and the workers will go where the money is.

Of course adding some technical courses to a state college isn't going to do squat. They've got to train teachers and get the New Hampshire K-12 schools to change. Big change. You don't become much of an engineer, technician or scientist with a couple years of college. You need to get started when you are in the 5th grade if you're going to go anywhere and do anything. That's why I keep nudging you to visit your local schools and fire up the 5th graders. Get 'em excited. Get these noisy, bothersome little nui-

sances to your ham club and poison their dirty little minds with our fascinating hobby. It happened to me, and like all such addicts, I want to spread the misery.


Swett promised that if we organized a national conference he'd try to get Clinton to come. And if he failed with that, to get him for us via TV. Failing that, he'd push for some other high official to come or at least address us via closed-circuit TV. Let's see, who's the new janitor at the White House?

I still haven't a clue as to what the site investigation team was expecting to find out on their \$50G trip. I did miss out on a great opportunity. I wish I was faster on my feet on these things. I should have jumped up and started a collection plate around, pledging \$10 to get the fund going. My life is full of missed opportunities like that.

You Read It Here First!

Some time back, when I wrote about homosexuals in amateur radio, I got several heated letters from Bible-thumping religious fanatics. They were incensed that I'd suggested that there was a genetic element to this deviation from the norm. By the way, homosexuality is just one of a wide variety of deviations which cause people trouble. Being too tall, too short, too stupid, too intelligent, too ugly, too pretty, too skinny, too fat, too buxom, too flat-chested, and so on . . . all the "toos" . . . are deviations that we don't

AMATEUR TELEVISION



TVC-4G
only \$89

SEE THE SPACE SHUTTLE VIDEO

Many ATV repeaters and individuals are retransmitting Space Shuttle Video & Audio from their TVRO's tuned to Satcom F2-R transponder 13. Others may be retransmitting weather radar during significant storms. If it is being done in your area on 70 CM - check page 413 in the 91-92 ARRL Repeater Directory or call us, ATV repeaters are springing up all over - all you need is one of the TVC-4G ATV 420-450 MHz downconverters, add any TV set to ch 2, 3 or 4 and a 70 CM antenna. We also have downconverters and antennas for the 900 and 1200 MHz amateur bands. In fact we are your one stop for all your ATV needs and info. Hams, call for our complete ATV catalog - antennas, transceivers, amplifiers. We ship most items within 24 hours after you call.


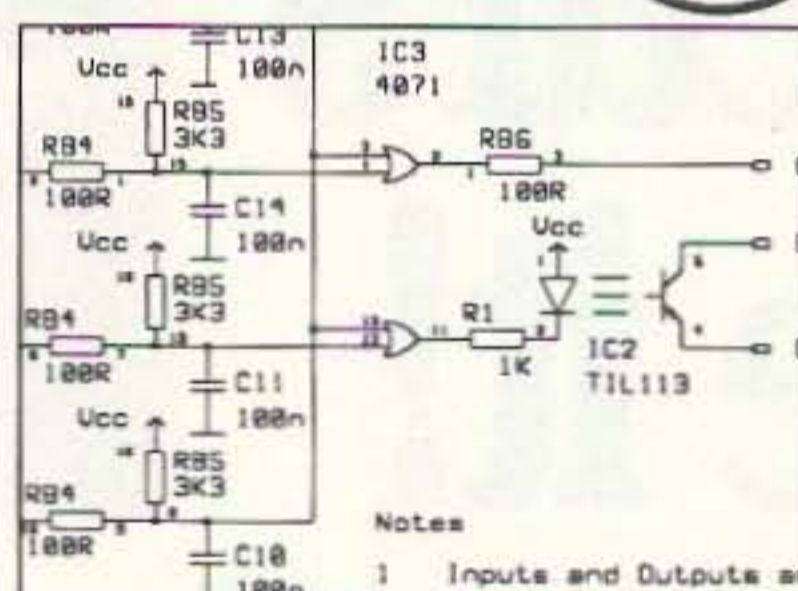
(818) 447-4565 m-f 8am-5:30pm pst. Visa, MC, COD
P.C. ELECTRONICS Tom (W6ORG)
2522-WG Paxson Ln Arcadia CA 91007 Maryann (WB6YSS)

PCB and SCHEMATIC C.A.D.

EASY-PC

\$195

EASY-PC



- Runs on PC/XT/AT/286/386 with Herc, CGA, EGA, VGA.
- Design Single sided, Double sided and Multilayer boards.
- Provides Surface Mount support.
- Standard output includes Dot Matrix / Laser / Inkjet Printers, Pen Plotters, Photo-plotter and N.C. Drill.
- Award Winning EASY-PC is now in use in over 17,000 Installations in 70 Countries World-wide.
- Much easier than Lightbox and tapes.
- SUPERBLY EASY TO LEARN AND USE.
- Not Copy Protected.

Options:- 1000 piece symbol library \$75.00,
Surface Mount library \$112, Gerber Import facility \$195.00

For full info', write, fax, call or use Inquiry #

Number One Systems Ltd.
REF: 73, HARDING WAY, ST. IVES, HUNTINGDON,
CAMBS., ENGLAND, PE17 4WR.

Telephone: USA: 011-44-480-461778
Intnl:- +44-480-461778
UK :- 0480 461778

Fax: USA: 011-44-480-494042
Intnl:- +44-480-494042
UK :- 0480 494042

AMEX, VISA,
MasterCard
Welcome

BRITISH
DESIGN
AWARD
1989

DEALER DIRECTORY

Number 29 on your Feedback card

DELAWARE New Castle

Factory authorized dealer! Yaesu, ICOM, Kenwood, Ten-Tec, AEA, Kantronics, DRSI Mfg., Ameritron, Cushcraft, HyGain, Heil Sound, Standard Amateur Radio, MFJ, Hustler, Diamond, Butternut, Astron, Larsen, and much more. **DELAWARE AMATEUR SUPPLY, 71 Meadow Road, New Castle DE 19720. (302) 328-7728.**

NEW JERSEY Lodi

North Jersey's newest Two Way Radio and Electronics Dealer is now open. Sales of Ham, Business, Marine and C.B. two way equipment as well as Scanners, Shortwave, Electronic Kits, Antennas, Books, Cable Boxes and more. Friendly service and low prices. **Advanced Specialties, 114 Essex Street, Lodi NJ 07644. (201) VHF-2067.**

NEW JERSEY Park Ridge

North Jersey's oldest and finest Shortwave and Ham Radio Dealer. Three minutes from Garden State Pkwy and NY Thruway. Authorized Dealers for AEA, Alpha Delta, Diamond, ICOM, Japan Radio Company, Kenwood, Vectronics, Yaesu, Ham Sales, Lee WK2T. **GILFER SHORTWAVE, 52 Park Ave., Park Ridge NJ 07656. (201) 391-7887.**

NEW YORK Manhattan

Manhattan's largest and only ham Radio Store, also full line of Business, Marine, Aviation, Shortwave Radios and Scanners, and Cellular Phones and Beepers. Large selection of Books, Antennas, Test Equipment, coaxial cable and parts. Full

DEALERS: Your company name and message can contain up to 50 words for as little as \$420 yearly (prepaid), or \$210 for six months (prepaid). No mention of mail-order business please. Directory text and payment must reach us 60 days in advance of publication. For example, advertising for the April '93 issue must be in our hands by February 1st. Mail to 73 Amateur Radio Today, 70 Rte. 202 N, Peterborough, NH 03458

Service Repair Lab on premises. Our 44th Year . . . We carry all major lines: MOTOROLA, ICOM, KENWOOD, YAESU, BENDIX-KING, ASTRON, AEA, SONY, PANASONIC, MFJ, CCTV CAMERAS AND MONITORS, BIRD WATTMETERS, FREQUENCY COUNTERS, SCANNERS, HY-GAIN, VIBROPLEX, HEIL, CALLBOOK, ARRL, OTHER PUBLICATIONS. Open 7 days M-F, 9-6 p.m.; Sat., 10-5 p.m. Sun. 11-4 p.m. We ship *Worldwide*. Call, Fax, or write for information and prices. Your one Source for HAM and Business Radios . . . **BARRY ELECTRONICS, 512 Broadway, New York NY 10012. (212) 925-7000. FAX (212) 925-7001.**

OHIO Columbus

Central Ohio's full-line authorized dealer for Kenwood, ICOM, Yaesu, Ailco, Japan Radio, Standard, AEA, Cushcraft, Hustler, Diamond and MFJ. New and used equipment on display and operational in our new 10,000 sq. ft. facility. Large SWL Department, too. **UNIVERSAL RADIO, 6830 Americana Pkwy., Reynoldsburg (Columbus) OH 43068. (614) 866-4267.**

PENNSYLVANIA Trevose

Authorized factory sales and service. KENWOOD, ICOM, YAESU, featuring AMERITRON, B&W, MFJ, HYGAIN, KLM, CUSHCRAFT, HUSTLER, KANTRONICS, VIBROPLEX, HEIL, CALLBOOK, ARRL Publications, and much more. **HAMTRONICS, INC., 4033 Brownsville Road, Trevose PA 19047. (215) 357-1400. FAX (215) 355-8958. Sales Order 1-800-426-2820. Circle Reader Service 298 for more information.**

AUTOMATIC SIMPLEX REPEATER



THE SR-7110 CONNECTS TO ANY TRANSCEIVER TO MAKE A SIMPLEX REPEATER

- Portable or mobile repeater to increase the range of HTs
- Emergency repeater
- Test repeater to hear your own signal
- Test for skip conditions
- Unmanned hidden transmitter
- Calling frequency machine

The 7110 has two modes of operation. In the automatic mode the repeater only repeats when there is no reply to a transmission within two seconds. In the continuous mode all transmissions are repeated without delay. The 7110PL has a PL decoder so the frequency can be used without the repeater.
SR-7110 \$200.00 SR-7110PL \$275.00



**INTERCONNECT
SPECIALISTS INC.**

474 CHARLOTTE ST.
LONGWOOD, FL 32750
TOLL FREE 800-633-3750

CIRCLE 100 ON READER SERVICE CARD

YAESU



FT-530
New 2M/440



FT-416
New 2 Meter
FT-816, 440 MHz

FT-5200
2 Meter/440 Mobile



FT-2400
2 Meter Mobile

FT-212RH, 2 Meter
FT-712RH, 440MHz
FT-7400H, 440 MHz
FT-912RH, 1.2 GHz
FT-6200, 440/1.2GHz

FT-411E, 2 Meter
FT-811E, 440MHz
FT-911E, 1.2GHz
FT-415, 2 Meter
FT-815, 440MHz
FT-26, 2 Meter
FT-76, 440 MHz
FT-23R, 2 Meter
FT-33, 220 MHz
FT-470, 2M/440MHz



FT-1000
FT-767GX
FT-747



P.O. Box 6522
220 N. Fulton Avenue
Evansville, IN 47719-0522

Store Hours
MON-FRI: 8AM - 5PM
SAT: 9AM - 3PM
CENTRAL TIME

SEND A SELF ADDRESSED STAMPED
(2 STAMPS) ENVELOPE (SASE) FOR
NEW AND USED EQUIPMENT SHEETS.

WARRANTY SERVICE CENTER FOR:
ICOM, KENWOOD, YAESU

FOR SERVICE INFORMATION CALL
(812) 422-0252
MONDAY - FRIDAY

TERMS:

Prices Do Not Include Shipping.
Price and Availability Subject to
Change Without Notice
Most Orders Shipped The Same Day
COD's Welcome



ORDERS & PRICE CHECKS

800-729-4373

NATIONWIDE & CANADA

LOCAL INFORMATION

812-422-0231

FAX 812-422-4253

CIRCLE 131 ON READER SERVICE CARD

take with grace and understanding. We also make fun of deviant ears, noses, hairlines, and so on. Ask Perot.

The overwrought were upset at gays (aka homos, queers, fags) advertising in ham magazines, seeking members for their gay ham society, Lambda. I pointed out that science had shown that there seems to be a genetic predisposition for gayness and that my own research in the field had shown that the gays I worked with had had these feelings from their earliest memories. In my work I've been able to trace back virtually all psychological abnormalities to specific triggers during painful childhood and even prenatal experiences. A few were resolved by taking a tolerant approach to past life "memories." But gayness, in the cases I worked with, didn't fit into the normal psychological trigger pattern. It seemed to have a genetic basis. It's therefore interesting that recent scientific genetic research has confirmed this.

Now, I'm not by any means saying that *all* gay activity is genetically manifested. If you're at all read in history you know that in societies where homosexuality was condoned, it was widely practiced, so obviously there's a strong psychological component involved. So, though we may abhor the practice of homosexuality as a cultural bias today, we can't help being sympathetic to those who are genetically driven, despite society's censure.

It's the male homosexual lifestyle that attracts the most outrage and the

least sympathy when AIDs strikes. Kinsey's research showed that while the average lesbian has less than 10 sexual partners, the typical male homosexual in America has had over 500! We know that male sexuality is much more destructive than female when not controlled. Men rape, not women. Only men engage in fetishes. Only men are sexually sadistic. Men far more often wander from partner to partner.

It was Judaism that changed things. Judaism, and its spin-off, Christianity. Up until then homosexuality was accepted. It was exalted in Greece, commonly accepted in Rome, and is still popular in the Arab world. It was prevalent among the pre-Columbian Americans, the Celts, Gauls, pre-Norman English, Chinese, Japanese, and Thai (see *The Public Interest* #112). So here in America we've been inculcated with the Jewish/Christian beliefs. I'm not sure that even recognizing that we've been brainwashed by our religious training will allow many of us to be tolerant.

So we hams are outraged when we learn that some of our outstanding hams have been convicted of molesting young boys. Indeed, one of our best-known repeater pioneers was convicted of this, as was one of our major ham convention luminaries. And so we naturally react with suspicion when we see ads aimed at attracting youngsters to a homosexual ham group.

And now we're learning that Catholic priests have been having sex

with and even raping altar boys without any significant reaction by the church when it's reported . . . other than to transfer the offenders to a new area . . . much to the frustration of the families involved.

The militant feminists haven't helped things. Men and women have some powerful basic differences, which many feminists try to deny. For instance, men, when they are born, are much less amenable to socialization than women. They're four to six weeks behind neurologically, and need more care. They're more likely to be hyperactive, autistic, color-blind, left-handed, and prone to learning disorders. They tend to be much more affected by the mother's prenatal use of drugs such as tobacco and alcohol. In every society men play more roughly, drive more recklessly, and fight more than women, and these traits appear early in life. Archaeology tells us that in prehistory about 25% of all males died in fights . . . about the same as anthropologists have found in recent years with primitive tribes.

Men, as they grow up, are much more likely than women to cause trouble in school, be alcoholics or drug addicts, and commit crimes. And by the way, there is no historical evidence to show that there's ever been a society ruled by women.

Just as the militant feminists are prone to name-calling, so are many of the militant homosexuals. They use the term "homophobic," yet no such phobia exists in any medical list of phobias.

This is demagoguery and makes as much sense as shouting back that they're women-phobic. It's McCarthyism repeating itself.

Judaism was a breakthrough religion in that it focused on the family. Its prohibition of non-marital sex changed the world. This was carried on later by Christianity. Both religions condemn homosexuality, incest, and bestiality.

If we look to Mother Nature as a guide, where one of her basic rules is to be fruitful, homosexuality fails. So I have no personal problem with consenting adults enjoying what pleases them as long as they don't mess with unconsulting adults or children.

Having served for four years in the Navy, I had a good laugh over the spot Clinton got himself into by catering to the militant gays and promising them out-of-the-closet military careers. Clinton, not having served in our military, didn't know what he was getting into. And sexuality being what it is, as anyone who's read much about our prisons knows, announced homosexuals in the military could easily create trouble.

I went to sea for five war patrols during WWII with a crew of about 80 other sailors. We were all men and good buddies. We still get together every year to remember the good and bad times we had 50 years ago. But if we'd had some gays sleeping right next to us in those crowded quarters, it could have created tremendous tension. And probably fights . . . something we sure didn't need on a submarine. 73

QUICK, EASY, & COMPACT
Flash cards *NOVICE thru EXTRA* theory Key words underlined. Over 4000 sets in use! For beginner, OMs, XYLs & kids.

NOVICE	\$11.95
TECHNICIAN	\$10.95
GENERAL	\$ 9.95
ADVANCED	\$15.95
EXTRA	\$14.45
Shipping 1—	\$ 3.00
2 or more	—\$ 4.00
CLUB DISCOUNTS	

Order Today!
from

VIS STUDY CARDS
P.O. BOX 16646
HATTIESBURG, MS 39404

CIRCLE 104 ON READER SERVICE CARD

TNT All Band Field Day Antenna

No pruning. TNT is No-tune on 80 cw, 40, 20, 17, 12, 10. TNT/2 is No-tune on 40, 20, 10. Work other bands w/ tuner. DX & Gain rise w/ frequency. Ready to Use. Includes isolation balun & 99 ft RG8x. The modern coax-fed version of the classic off-center fed window. Technote 126—\$6.95 ppd.

No tuning. Kink-proof Wx-Sealed Low Noise

No knobs to twist. No Traps or Resistors. Insulated to 3000 V. Rated 500 Watts

TNT Window	\$89.95	+ \$8 P&H
TNT/2 Window	\$79.95	+ \$7 P&H

Antennas West
Box 50062S, Provo, UT 84605
Order Hotline 801-373-8425

CIRCLE 135 ON READER SERVICE CARD

WOLFE COMMUNICATIONS
1113 Central Ave. Billings, MT 59102
406-252-9220

OUR 20TH YEAR IS ALMOST OVER

So call today to check out our anniversary specials.
Call or write for current flyer
BUY — SELL — TRADE

CIRCLE 20 ON READER SERVICE CARD

SPECIAL OFFER!
Digital Field Strength Meter and Tripod



Antenna recesses into enclosure for 60 dB sensitivity adjustment. Counterpoise not required with dipole antenna. Tripod prevents field distortion caused by observer.

Volts/meter calibration from 1MHz to 100MHz. Relative readings to GHz range

See 73 11/92 Product Review

FS-73 Signal Cube®	\$169.00
ST-19 4.5' Tripod	\$25.00
— Plus Shipping —	

MasterCard VISA

NYE ENGINEERING CO. INC.
4020 Galt Ocean Drive, #606 Ft. Lauderdale, FL 33308
Phone 305-566-3997 Fax 305-537-3534

CIRCLE 290 ON READER SERVICE CARD

NEW! Tone-Master™ Touch Tone Decoder

SALE! SAVE \$60!

MoTron Electronics
310 Garfield St., Suite • 4 Eugene OR 97402
Info: (503) 687-2118
Orders: (800) 338-9058 • Fax: (503) 687-2492

Decode and display Touch Tones from a telephone, tape recorder, scanner, or nearly any audio source. ✓ 16 digit LCD display. 80 digit scrollable buffer ✓ High speed decoding, up to 25 digits per second ✓ Built-in speaker ✓ 9V battery or external power ✓ Metal case ✓ TM-16 PLUS includes RS-232 output and Software for optional automatic date/time/number logging using your IBM Compatible computer ✓ Battery and audio cables included.

TM-16 Standard Model	\$169	\$228
TM-16 PLUS RS-232 Model with Software	\$239	\$299
PS-12 AC Power Adapter		\$10

S/H \$5 USA/Canada, \$15 Foreign

30 day money back guaranteed Try at no risk!
Visa, MasterCard & American Express Accepted

CIRCLE 248 ON READER SERVICE CARD

Microprocessor Based Development Systems

DTMF Decoder \$89.95
DTMF-1. Decodes, stores and downloads DTMF to PC. The heart of a complex DTMF controller system.

Fox Hunt TX Controller \$69.95
FC-1. Controls 2 IDs, ID interval, delay start time. Programs from PC.

68HC11 Microcontroller \$59.95
SBC-2. Develop your own microprocessor project! Programs in assembly completely from PC.



All are low power CMOS, <30 ma, 5 volts DC. Small size, 3.1" X 3.6". Complete documentation included. Add \$3.50 for shipping. MD residents add %5 tax. Pre-paid or COD only.

LDG Electronics
1445 Parran Road
St. Leonard MD 20685
410-586-2177

CIRCLE 382 ON READER SERVICE CARD

QSO Tutor®

Study Aid for the Amateur Radio Exams

No-Code Tech. Package - \$39.95

Mac
IBM

Now Available,
New No-Code
Question Pool

Compare the features - No other theory tutor contains the entire question pool, explanations, graphics, progress analysis and automatic concentrated study where you need it.

"Great Programs - I passed the advanced and extra licenses both in one morning! After 12 years as a general. The sample test portion really got me going! See you in the pileups!"
WB8YJF

"As far as I am concerned, there is nothing like the QSO Tutor program. I have tried another and believe me, there is no comparison."
KA3ZBE

"The most advanced program I've tried ... Graphics are extraordinary ... This program should be your first consideration."
Gordon West - Worldradio

"Do I recommend the QSO Tutor? Heartily, yes! It really motivated me and it's a great way to test my progress. The learning is a natural by-product of the fun I am having."
Jim Bail - 73 Magazine Review

Also Available:

QSO Comptroller®

- The ultimate companion for controlling late model Kenwood rigs.
- Full mouse driven graphical user interface.
 - Controls all functions of TS-950, 940, 850, 811, 711, 450, 440 and 140.
 - Includes integrated logging, custom scanning, extended memories with annotation, real time S & multi-meters on screen. GMT, in/out-of band conditions by license class, and much more.
 - Available for Macintoshes and IBM compatible (EGA or VGA only)
 - Call or write for details \$99.95

- Runs on IBM compatibles or Macintoshes
- Programs are available for Novice, Technician, No-Code Technician, General, Advanced and Extra Amateur class exams as well as Commercial Radiotelephone and Commercial Radar Endorsement. Each program sold separately.
- Work with the entire question pools, or study questions automatically selected by the program from your weakest areas.
- Questions current as of July 1993
- Includes full screen graphics, explanations on appropriate questions and, on the IBM version, a pop-up calculator.
- Logs multiple study sessions and allows resuming at a later time. Returns to review missed questions if desired.
- Creates randomly generated sample tests on-line or printed with graphics on Epson/IBM or Macintosh printers.
- Public Domain Morse code tutor is included on request at no extra charge.

\$29.95

per class for
Novice thru Extra
and Comm. Radar

\$39.95

per class for No-Code Tech;
(Novice and Tech programs)
and Commercial Radiotelephone

PA residents add 6%. Price includes shipping.



QSO Software

208 Partridge Way
Kennett Square, PA 19348
215-347-2109 (Voice or FAX)



CIRCLE 145 ON READER SERVICE CARD

QUALITY THAT'S AFFORDABLE

Tri-Ex is pleased to announce the reduction in price on the most popular models of quality Tri-Ex towers for the Amateur radio enthusiast. The overwhelming acceptance of the listed models has made it possible for Tri-Ex to pass on substantial savings to our valued customers.

LM-470 WAS NOW!
\$3,945 \$3,658

Was Now
WT-51 \$1,245 \$1,050
LM-354 \$1,865 \$1,300

The LM-354 is supplied with a hand winch brake system. The LM-470 is motorized.

TO ORDER CALL
800-328-2393
TECH SUPPORT 209-651-7859
FAX 209-651-5157

All towers are complete with rigid concrete base mount and rotator mounting plate. Tri-Ex prints and calculations provided with tower are compliant with 1991 Uniform Building Code (U.B.C.) Engineering designed to 1991 U.B.C. - 70 MPH



Tri-Ex® TOWER CORPORATION

7182 Rasmussen Ave. • Visalia, CA 93291

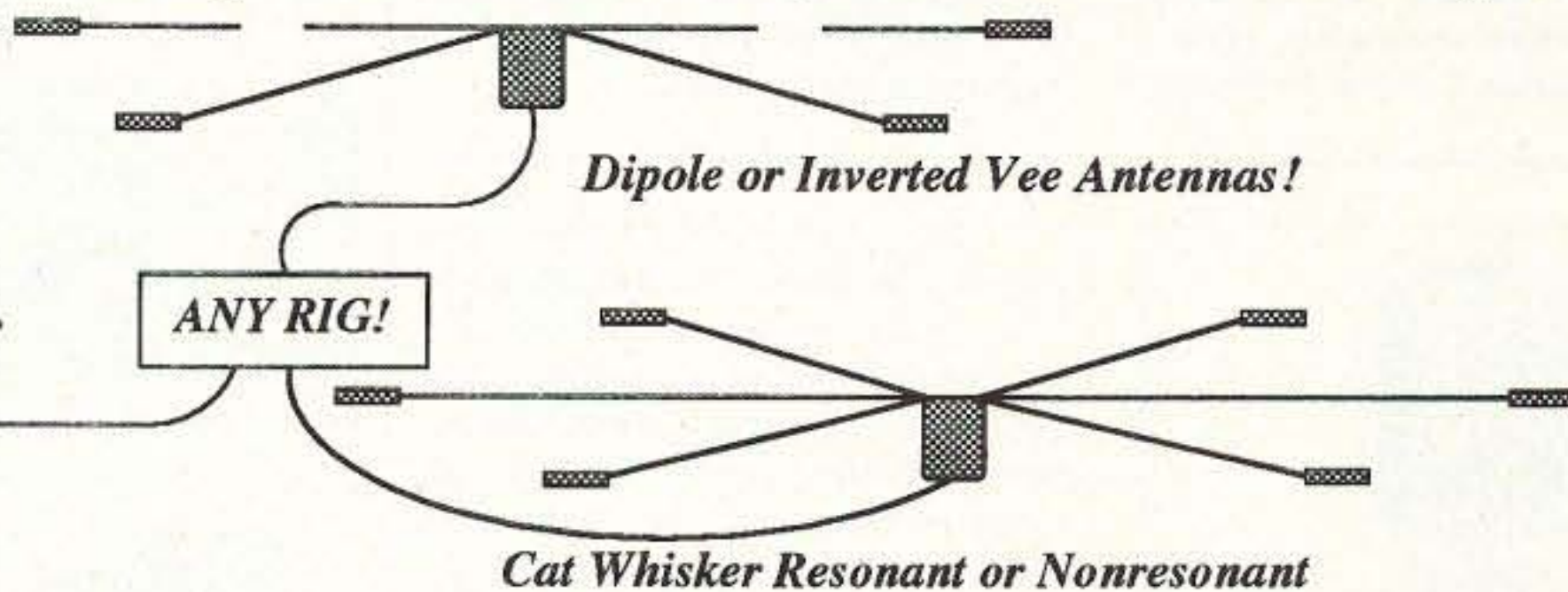
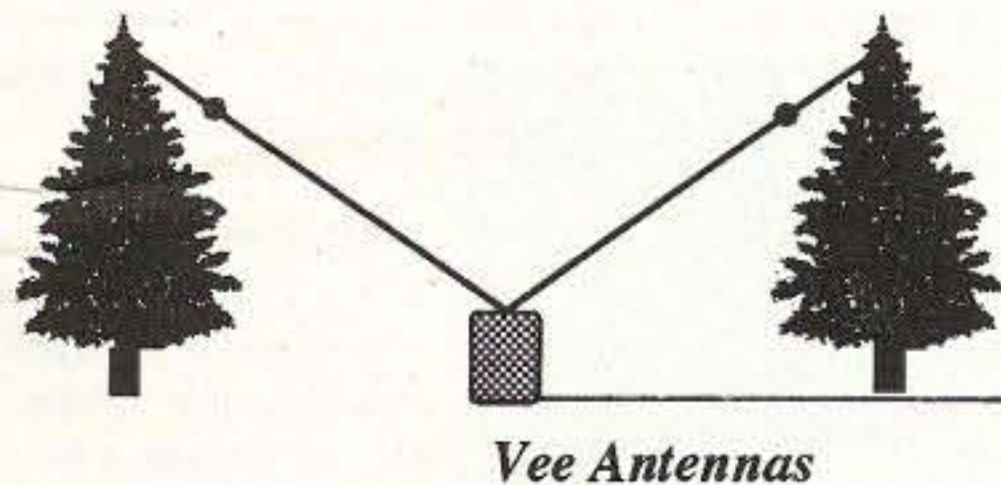
Unsurpassed Quality since 1954



CIRCLE 22 ON READER SERVICE CARD

3 to 12 dB MORE FROM YOUR DIPOLE, VEE OR LONGWIRE BASE STATION ANTENNA!

SGC's SG-230 computer controlled coupler works with any radio and any antenna system - fixed or mobile, marine or aircraft.



SG-230
SMARTUNER™



SGC's SG-230 Smartuner™ will outperform any built-in antenna coupler on any radio. The reason? The SG-230 mounts AT THE ANTENNA! This means you're matching the precise condition of the antenna - not just loading up a feedline and shunting power to ground. Ask any Smartuner user - this unit delivers great performance on any frequency from 1.8 to 30 MHz. Call for a free package of information from SGC, 1-800-259-7331 or circle our Reader Service number.

P.O. Box 3526
Bellevue, WA 98009 USA
Tel: 206-746-6310
Fax: 206-746-6384

CIRCLE 188 ON READER SERVICE CARD

NEW PRODUCTS

Number 25 on your Feedback card

Compiled by Charles Warrington WA1RZW



AEA

AEA has recently introduced the IT-1 AutoTuner, an accessory for their popular IsoLoop 10-30HF antenna. The IsoLoop is a high-quality, high-efficiency antenna with a mere 35-inch diameter.

The IT-1 AutoTuner will automatical-

ly tune an IsoLoop in just a few seconds. When more control is necessary, there is a thumbwheel for manual tuning and fine adjustments.

The IT-1 AutoTuner features a 12-button keypad with an audible beep to announce completion of tuning. It has eight programmable memories as well as a 10-segment LED bar that monitors the tuning process and indicates the selected memory number. Memory backup and a built-in serial interface are also included.


The suggested retail price is \$279 at your local amateur radio dealer. The unit comes with a one-year warranty. For more information contact: *Advanced Electronic Applications, P.O. Box C2160, Lynnwood WA 98036; (206) 774-5554, Fax: (206) 775-2340.* Or circle Reader Service No. 201.

CREATIVE CONTROL PRODUCTS


Here is a brand-new, low-cost, easy-to-interface repeater audio interface circuit from Creative Control Products. The UAD-100 Universal Audio Delay board features complete DTMF tone mute, and squelch tail elimination.

This board is inserted in the repeater receiver audio path before any audio switching circuitry. It then delays the audio before it arrives in the repeater transmitter, resulting in a pleasant-sounding transmitter drop. No more crashing, clunking, or snapping. Finally, a great sounding system, made easy.

The UAD-100 comes fully-assembled and tested, with a detailed application manual and one-year warranty, for \$99. For more information, please contact: *Creative Control Products,*



3185 Bunting Avenue, Grand Junction CO 81504; (303) 434-9405. Or circle Reader Service No. 203.



M²

The new Orion OR-2800 Antenna Rotator from M² is conservatively engineered for long life and reliability while turning large antennas or systems of up to 35 square feet of wind area. New features include a strong, ductile iron

mast clamp, large drive plate, improved drive shaft, and prop pitch style torque plate. The powerful motor and large heat-treated gears provide 2,500 inch pounds of torque. Vertical load capacity is 1,800 pounds. The unit can accommodate up to 3-inch o.d. masts and fits nicely with most popular towers and rotator plates.


The RC2800 Control Box provides the finishing touch. It has digital readout, variable speed control, slow start, reverse delay, and memory protection. The optional RC2800P adds programmability, two-rotator control, AZ readout, and other features.

The OR-2800 Rotator is manufactured in the US by M² and carries a one-year warranty. The suggested retail price is \$1099. For more information, contact: *M², 7560 N. Del Mar Ave., Fresno CA 93711; (209) 432-8873, Fax: (209) 432-3059.* Or circle Reader Service No. 205.

JENSEN TOOLS

Wouldn't it be nice to always have an entire tool chest right at your fingertips? Well, now you can have the next best thing—the new SOG ToolClip from Jensen Tools, Inc. This unique pocket tool combines 13 functions in one neat little package.

The SOG ToolClip features a full-jaw pliers, a combination gripper and wire cutter that can easily handle chain-link fencing, a razor-sharp spear-point blade, a utility blade, a serrated-edge blade, a pair of screwdrivers, a pair of wire strippers, a file, a pry bar, and a bottle opener, all in a sturdy housing complete with a belt clip. The pliers, wire cutters, and grippers can all be accessed with only one



hand—a mighty helpful feature when climbing towers or holding materials.

The SOG ToolClip is constructed of durable stain-resistant steel and is guaranteed for life against defective workmanship and materials. The price is \$59.95. For more information, or to receive a free catalog, contact: *Jensen Tools Inc., 7815 S. 46th St., Phoenix AZ 85044; (602) 968-6231.* Or circle Reader Service No. 202.

TRIMBLE NAVIGATION

You'll never get lost again with Trimble Navigation's satellite-based handheld GPS (Global Positioning System) Scout. It is perfect for amateur radio applications, search and rescue, backpacking, and off-road driving. The low-cost Scout GPS receives positioning data from 24 orbiting satellites to pinpoint your location around the clock, anywhere on earth, in any weather.

The GPS was designed and developed by the US Department of Defense to benefit both military and civilian users. Hams will enjoy the Scout GPS, which is based on the Maidenhead Grid Locator, displaying location information in language familiar to many amateurs. Scout uses the ARRL's grid square locator technique.

The Scout GPS kit contains four AA batteries, a user's manual, cordura carrying case, lanyard, and the Trimble Atlas. The whole package retails for \$795 and an external antenna

kit accessory is available for \$150. For more information contact: *Trimble Navigation, 645 North Mary Avenue, P.O. Box 3642, Sunnyvale CA 94088-3642; (408) 481-8000, Fax: (408) 730-2997.* Or circle Reader Service No. 204.



JADE PRODUCTS, INC.

Jade Products' Fun-Kit EK01 Experimenter Board provides a unique solution for the amateur radio builder. With this prototyping parts kit the novice and the seasoned experimenter can design numerous circuits. The kit contains a general purpose PC board engineered specifically for RF and other radio-type projects. Also included are three versatile ICs used in RF design, mounting hardware, a handsome 7.5" x 8.5" x 3.5" enclosure, complete assembly in-

structions, and building suggestions.

The 5" x 7" PC board consists of four general areas: a digital device area for active filters, keyers, logic, battery chargers, line drivers, etc.; an RF power area with 0.20" solder pads to mount discreet devices such as capacitors and inductors—ideal for QRP transmitter designs; a transistor device area with three footprints for circuits such as VFOs, buffers, and crystal oscillators; and a dedicated circuits area featuring the NE602AN mixer/oscillator chip, an audio amplifier circuit using the LM386, and etch support for the Motorola MC1496. The enclosure is finished in pleasing neutral colors.

The price is \$44.95. For further information, please contact: *Jade Products, Inc., P.O. Box 368, E. Hampstead NH 03826; (603) 329-6995.* Or circle Reader Service No. 206.

BARTER 'N' BUY

Number 26 on your Feedback card

Turn your old ham and computer gear into cash now. Sure, you can wait for a hamfest to try and dump it, but you know you'll get a far more realistic price if you have it out where 100,000 active ham potential buyers can see it than the few hundred local hams who come by a flea market table. Check your attic, garage, cellar and closet shelves and get cash for your ham and computer gear before it's too old to sell. You know you're not going to use it again, so why leave it for your widow to throw out? That stuff isn't getting any younger!

The 73 Flea Market, Barter 'n' Buy, costs you peanuts (almost)—comes to 35 cents a word for individual (noncommercial) ads and \$1.00 a word for commercial ads. Don't plan on telling a long story. Use abbreviations, cram it in. But be honest. There are plenty of hams who love to fix things, so if it doesn't work, say so.

Make your list, count the words, including your call, address and phone number. Include a check or your credit card number and expiration. If you're placing a commercial ad, include an additional phone number, separate from your ad.

This is a monthly magazine, not a daily newspaper, so figure a couple months before the action starts; then be prepared. If you get too many calls, you priced it low. If you don't get many calls, too high.

So get busy. Blow the dust off, check everything out, make sure it still works right and maybe you can help make a ham sure it still works right and maybe you can help make a ham newcomer or retired old timer happy with that rig you're not using now. Or you might get busy on your computer and put together a list of small gear/parts to send to those interested?

Send your ads and payment to the Barter 'n' Buy, Judy Walker, 70 Rt. 202N, Peterborough NH 03458 and get set for the phone calls.

TOLL FREE 1-800-666-0908 PRICING AND ORDERS ONLY

KENWOOD




CALL FOR ALL KENWOOD

YAESU



CALL FOR ALL YAESU RADIOS & ACCESSORIES

ALINCO



CALL FOR ALL ALINCO

ICOM



CALL FOR ALL ICOM

STANDARD



CALL FOR ALL STANDARD

AEA • ASTRON • AZDEN • COMET • CUSHCRAFT • DIAMOND • KANTRONICS
MFJ • SANGEAN • SONY SHORTWAVE • DRAKE • MANY MORE...

NEW EQUIPMENT PRICING AND ORDERS 1-800-666-0908 OUT OF STATE
TECHNICAL, USED GEAR, INFO 203-666-6227 24HR. FAX 203-667-3561

LENTINI COMMUNICATIONS INC.
21 GARFIELD STREET, NEWINGTON, CT 06111

Hours: M-F 10-6, SAT. 10-4
MasterCard VISA Discover C.O.D.s Same Day Shipping OK Shipping

CIRCLE 234 ON READER SERVICE CARD

The deadline for the November classified ad section is September 9, 1993.

ALL ABOUT CRYSTAL SETS. Theory and construction of crystal set radios. \$7.95 each, ppd USA. Send to: **AL-ABOUT BOOKS**, Dept. S, P.O. Box 22366, San Diego, CA 92192. BNB200

SUPERFAST MORSE CODE SUPEREASY. Subliminal cassette. \$12. LEARN MORSE CODE IN 1 HOUR. Amazing supereasy technique. \$12. Both \$20. Moneyback guarantee. Free catalog: **SASE. BAHRT-6**, 150 Greenfield, Bloomington IL 60108. BNB221

QSL CARDBOXES & INDEX DIVIDERS. Send SASE. **7-Mike HAM-STUFF**, P.O. Box 14455, Scottsdale AZ 85267-4455. BNB224

NO DSP AUDIO PROCESSING COMPARES TO JPS. Eliminate variegated noises. **NIR-10** special, \$329.95; **NF-60** Notch Filter, \$139.50. Satisfaction guaranteed. Authorized dealer: **DAVIS RF CO.** POB 230-SR, Carlisle MA 01741. **24-HOUR ORDERS:** (800)484-4002, CODE 1356. FAX: (508)369-1738. BNB254

COMMODORE 64 REPAIR. Fast turn around. **SOUTHERN TECHNOLOGIES AMATEUR RADIO**, 10715 SW 190th Street #9, Miami FL 33157. (305)238-3327. BNB295

RADIO RUBBER STAMPS free brochure. **REID ASSOCIATES**, 6680 Mellow Wood, West Bloomfield MI 48322. BNB297

WANTED ELECTRON TUBES, ICS, SEMICONDUCTORS. **ASTRAL P.O.** Box 707ST, Linden NJ 07036. Call (800)666-8467. BNB307

KENWOOD AUTHORIZED REPAIR. Also ICOM, Yaesu. **GROTON ELECTRONICS**, Box 379, Groton MA 01450. (800)869-1818. BNB310

THE RADIO CRAFTSMAN, newsletter for those who want to build their own equipment. Send large SASE for sample issue, information. **AAOMS**, Box 3682, Lawrence KS 66046. BNB325

RCI-2950 OWNERS: New modification manual including Power increase. Clarifier modification. Modulation increase. Operating hints, and more. Parts included. Only \$20.00 ppd in U.S. (Missouri residents add \$1.15 tax). **SCOTT, P.O.** Box 510408, St., Louis MO 63151-0408. (314)846-0252. Money Orders or C.O.D. BNB340

CONNECTICUT'S FAVORITE HAM STORE. **ROGUS ELECTRONICS**, 250 Meriden-Waterbury Turnpike, Southington CT 06489. (203)621-2252. BNB355

KIT BUILDERS! Complete list of 136+ kit vendors. SASE + \$3.00 USD to: **RUDY RUTENBER**, 38045 10th St. E. #H75, Palmdale CA 93550. BNB365

QSL CARDS — Standard and custom. Your ideas or ours. Excellent quality. Foil stamping available. Many designs and type styles. Catalog and samples \$1.00 refundable. **WILKINS**, Dept. A, Box 787, Atascadero CA 93423. BNB370

20 METER SUPERHET C.W. TRANSCEIVERS KIT, \$49.95 plus \$3.75 shipping. Check/M.O. 1994 Catalog for 2 Stamps. **DAN'S SMALL PARTS & KITS**, 1935 South 3rd West #1, Missoula MT 59801. BNB385


OFFERED PEANUTS FOR YOUR TRADE-IN RIG? I pay cash! **RADIO RECYCLERS**, 7730 W. National Avenue, West Allis WI 53214. (414)771-7121. BNB400

BROWNIES QSL CARDS SINCE 1939. Catalog & samples \$1 (refundable with order). 3035 Lehigh Street, Allentown PA 18103. BNB430

QRP KITS IN CANADA! CW Transceiver kits for most bands, superior quality, full warranty. Exciting new products! Send Large SASE for catalog. **"CQ RADIO KITS"**, Box 1546, Bradford, Ontario. L3Z-2B8 CANADA. (416)775-9119. BNB433

QSL CARDS- Look good with top quality printing. Choose standard designs or fully customized cards. Request free brochure, samples (stamps appreciated) from: **CHESTER QSLs**, 310 Commercial, Dept. A, Emporia KS 66801. FAX (316)342-4705. BNB434

Link Communications RLC-II Repeater and Linking Controller



RLC-II Features:

- (1) Full Featured Repeater port
- (2) Linking Full-Duplex ports
 - Linking ports capable of operating as stand alone repeater ports
 - Separate ID's, Time-Out Timers, Hang timers, and Courtesy Beeps
- (3) Clean and Understandable Voice Synthesizer with 400+ words
- All Ports have both COR and PL inputs allowing off site access changes
- DTMF Access from ALL Ports
- 2400 Baud Serial Port allows remote programming of the RLC-II
- Optional Full Duplex Autopatch with 200 Number Dialer Only \$199.95 plus s&h
- Optional 19" Steel Rack Mountable Enclosure Only \$100.00 plus s&h
- (20) Time Scheduler Slots with Hourly, Daily and Weekly Events Voice Time of Day Clock
- Complete Remote Programming using DTMF Tones
- Multiple Password Priority Assignable to each command
- All Commands can be renamed from 1 to 6 digits in length
- Independent DTMF mute function can be assigned to all ports
- Doug Hall RBI-1 Remote Base control of Kenwood Radio support
- (4) Analog Lines Programmable for Temperature and Voltage Readings
- (4) Input Lines for Contact closure Readings
- (8) Output Lines for control of external peripherals

ONLY \$599.95 plus s&h
Link Communications
P.O. Box 1071
Bozeman, MT 59771-1071
(406)587-4085



CIRCLE 47 ON READER SERVICE CARD

Fast & Fun G5RV QuickKits™

created by Antennas West Box 50062-S, Provo, UT 84605

- Fast & Easy To Build**
- Fail-Safe visual instructions
 - No measuring or cutting
 - Everything included
 - Finish antennas in minutes
- Quality Components**
- Presoldered Silver Fittings
 - Kinkproof QuietFlex wire
 - Fully insulated, wx sealed, no-corrode, low noise design.
 - Tune All Bands Incl WARC

- Double Size G5RV 204 ft. 160-10 Dipole \$59.95
- Full Size G5RV 102 ft. 80-10 Dipole \$39.95
- Half Size G5RV 51 ft. 40-10 dipole \$29.95
- Quarter Size G5RV 26 ft. 20-10 Dipole \$25.95
- ReadyMade 102 ft G5RV \$50.00
- ReadyMade 51 ft. G5RV/2 \$40.00
- 200' Dacron 250# line \$11.95

Want Plans, Patterns, Data?
Order TechNote #124-D \$6.95 ppd USA

Order Hot-Line: Add \$5 P&H
1-801-373-8425

CIRCLE 296 ON READER SERVICE CARD

THE ISOTRON
COMPACT ANTENNAS FROM 160-10 METERS

NO TUNERS
NO RADIALS
NO RESISTORS
NO COMPROMISE

FIVE EXCELLENT REVIEWS JUST
DON'T HAPPEN BY CHANCE
CALL US FOR A FREE CATALOG.

*See review in Oct. 73, 1984 *Sept. 73, 1985 March 73, 1986
CO, Dec. 1988 Mar. W.R. 91

BILAL COMPANY
137 Manchester Drive
Florissant, Colorado 80816
(719) 687-0650

VISA
MasterCard

CIRCLE 42 ON READER SERVICE CARD

HR2510, HR2600, Lincoln owners: Amazing new speech compressor circuit uses your "mike gain" switch as controller! Super loud & clear, natural sound. No gimmicks. Send SASE for details to: J & D CREATIONS, Dept. 73, PO Box 60228, Santa Barbara CA 93160. BNB440

NEEDED/WANTED Crystals for, TBS; TCS; SCR-522, in CR-1A, or DC-11 holders; in FT-243 holders for, SCR-511/BC-745; AN/GRC-9A; and marked for, "in 620"; or "in 611". STOKESBURY, #305 W. 142nd St., Ocean City MD 21842-4428. BNB445

INTERESTED IN PUBLIC SERVICE? Join REACT TODAY! For information write, KA3PDQ, c/o REACT, P.O. Box 8797, Allentown PA 18105. BNB465

QSL SAMPLES send \$1 (refundable). Bud Smith, Box 1948, Blaine WA 98231. BNB475

PROTOTYPE SERVICE FOR HOBBYISTS & ENGINEERS. Single quantity ss PCB's. \$10 minimum. No setup fee. We also scan magazine artwork. Get out your back issues! FIRST PROTO, (407)392-8677. BNB510

CRYSTALS: High quality for your VHF/UHF and SHF transverter projects. SASE. WA3IAC, 7148 Montague St., Philadelphia PA 19135. BNB515

PASS THE NO CODE TEST. "Easy Method." Send \$4 and SASE to L.W. SERVICE, P.O. Box 91, Hillside NJ 07205-2702. BNB535

CDROM '93 U.S. Call Sign database with hundreds of PC Compatible programs, radio mods, TCP/IP Usenet, Ham Radio Archives, FCC Rules & Regulations, current exam question pools, and Canadian Call Signs. Only \$18.50. (408)241-7376. BNB540

WANTED: 4 pin tubes 211/VT4C, 845, 2A3, etc. Garrard 301, 401, SME, RMA, 309, 3012 Arms Ortofon SPU. Oil caps. PAUL GIL, 180 Union Ave., Belleville NJ 07109, (201)751-5959. BNB550

DACRON ROPE, WHY RISK ANTENNA SUPPORT FAILURES?? Mil Type, black, strong, high UV/stretch resistant, 3/32": \$.06/ft., 3/16" (770lb. test): \$.11/ft., 5/16": \$.16/ft. IMMEDIATE SHIPMENT DAVIS RF CO., POB 230-SR, Carlisle MA 01741. 24 hour orders: (800)484-4002, CODE 1356. FAX (508)369-1738. BNB557

LEARN TO EARN COURSES: Electronics, robot, radio, others. Free Catalog. A&A PRODUCTS, Rt 1 Box 482-L, Rockdale TX 76567. BNB560

WANTED: Tube type Citizens Band radio base stations. Must be clean, complete and in good working condition. Write: LOUIS FEMINE, 440 Inglewood Circle, Las Vegas NV 89123. BNB570

DON'T BUY QSL CARDS UNTIL YOU SEE MY FREE SAMPLES. Also I specialize in custom cards and QSL business cards. Write or call for free samples and custom card ordering information. LITTLE PRINT SHOP, Box 1160, Pflugerville TX 78660. (512)990-1192. BNB595

DUPLEXER TUNING GUIDE. A complete booklet showing step-by-step instructions on tuning all types of duplexers. Included is theory of operation, detailed diagrams and much more. Send \$9.95 plus \$2.50 s&h to RGM PUBLICATIONS, 533 Main Street, Hillsboro NM 88042. For faster service using a major credit card call (505)895-5333 and order today. 30 day money back guarantee. BNB635

SATELLITE EQUIPMENT WHOLESALE Drake IRD's, start \$494.00; Toshiba IRD's, start \$494.00; IRD, LNB, FEED, ACTUATOR, \$633.00; LNB's, \$59.00; Actuators, \$59.00; VCRS Modules, \$399.00. Large inventory. SATELLITE WAREHOUSE, PO Box 85601, Tucson AZ 85754-5601. Orders, (800)851-6534; Fax, (602)624-1629; Info, (602)623-5748. BNB640

VISA
MasterCard

ICOM

VHF COMMUNICATIONS

453 Buffalo Street
Jamestown, New York 14701

Listen to "Let's Talk Radio" 7 nights a week 6pm to 12 pm on Spacenet-3, Transponder-21, Audio 6.2

9:00 am - 5:30 pm weekdays
Weekends and evenings by appointment.

Western New York's finest amateur radio dealer.
PH. (716) 664-6345
(800) 752-8813 for orders only

CIRCLE 14 ON READER SERVICE CARD

Sell your product in 73 Amateur Radio Today
Call Dan Harper today. . . 1-800-274-7373

1691 MHz Weather Satellite System

- 1691 MHz Hemt Pre-amp. model TS-1691-P. Amp \$450
- 1691 MHz Receiver model TS-1691-Recvr \$450
- Decoder Board & Software model TS-VGA-SAT4 \$399
- Low Loss (microwave) Coaxial Cable (65ft) with connectors. model 1691-coax ass'y \$65
- Track II Satellite Orbital Program. Tracks ALL satellites, world map, print out \$99
- 1691 MHz Loop Yagi Antenna model 1691-LY(N) \$99
- 1691 MHz Loop-Yagi Extension model 1691-LY-XTN \$85

Demonstration Disc (IBM-PC VGA compatible) of signals recorded from WX-SAT system. \$3

Shipping: FOB Concord, Mass.
Prices subject to change without notice.



SPECTRUM INTERNATIONAL, INC.
Post Office Box 1084, Dept. S
Concord, Mass. 01742, U.S.A.
Phone: (508) 263-2145
Fax: (508) 263-7008

si

CIRCLE 183 ON READER SERVICE CARD

"FIBERWHIPS"
Mobile HF Antennas

ASA

MODEL	IMTR	MHZ
HFA 8	50.0-54.0	
HFA10	28.0-29.7	
HFA12	24.89-24.99	
HFA15	21.0-21.45	
HFA17	18.1-18.8	
HFA20	14.0-14.35	
HFA30	10.1-10.15	
HFA40	7.0-7.3	
HFA75	3.5-4.0	

MADE IN U.S.A.

\$16.50 EACH

+ \$5.00 S&H
(SC Residents Add 5% Sales Tax)
Check in Advance or C.O.D.

HEAVY-GAUGE NICKEL-CHROME BRASS FITTINGS
250 WATTS POWER
APPROX. 8' LENGTH
AVAIL. IN BLACK

ASA
PO Box 3461
Myrtle Beach, SC 29578
1-800-722-2681

100% Guaranteed

CIRCLE 18 ON READER SERVICE CARD

QSL CARDS - STOP PAYING OUTRAGEOUS PRICES! We print great-looking cards at low cost. Samples \$1 (refundable with order). AACO, Dept. S310, 1639 Fordham Way, Mountain View CA 94040 BNB670

WANTED: Operating manual for EICO 635 tube tester, also tube tester charts. Call collect: BO KEALY, (412)731-0263 Pittsburgh PA. BNB675

RIG REPAIR on DXpedition to KC4land through 3/94. Thanks for your business, looking for more on return. Skip Withrow. WB0BBE. BNB702

ROSS' \$\$\$\$ NEW OCTOBER (only): ICOM IC-W21AT, \$490.00; R-71A, \$970.00; UT-50, \$40.00; AG-35, \$115.00; 04AT, \$275.00; EX-182, \$25.00; TELEX-HY-GAIN 285, \$68.50; 372-S, \$400.00; HAM-IV, \$333.00; CD-45II, \$222.00; T2-X, \$397.00; 2BDQ, \$82.00; V2-S, \$58.00 KENWOOD TS-450SAT, \$1,240.00; TH-225A, \$250.00; TS-690S, \$1,300.00; TM-541A, \$490.00; TR-8400, \$315.00; SP-31, \$81.50; ALINCO PHONE \$\$\$\$; YAESU \$PHONE; TEN-TEC 535, \$1,150.00; 425, \$2,749.00; 222, \$30.00; 238, \$345.00; 3140, \$35.00; 3115, \$27.00. ALL LIMITED TIME OFFERS over 9035 ham-related items in stock for immediate shipment. Mention ad. Prices cash, F.O.B. Preston. HOURS TUESDAY-FRIDAY 9:00 TO 6:00, 9:00-2:00 P.M. MONDAYS. CLOSED SATURDAY & SUNDAY. ROSS DISTRIBUTING COMPANY, 78 South State, Preston ID 83263. (208)852-0830. BNB707

GIANT SOLAR PANELS \$44.00 EACH! Excellent Prices/Solar Equipment/Accessories. Free Information/Send Stamped Envelope, Catalog \$3.00. To: QUAD ENERGY, P.O. Box 690073, Houston TX 77269. (713)893-0313. BNB715

ELECTRON TUBES: All types and sizes. Transmitting, receiving, microwave . . . Large inventory = same day shipping. DAILY ELECTRONICS, 10914 NE 39th ST. Suite B-6, Vancouver, WA 98682. (800)346-6667 or (206)896-8856. BNB719

MINIATURE POLICE RADAR TRANSMITTER One mile range, \$41 assembled, \$31.00 kit, (219)489-1711. P.O. Box 80096, Fort Wayne IN 46898. BNB725

WANTED DEAD OR ALIVE: KDK-FM2016A Mobile 2m. My rig is dead, no TXMT. DAVE DALY, KD6QWZ, Lompoc CA, (805)737-6104. BNB735

DO YOU WANT TO EASILY GET \$30 ? Send me the name and the address of the company that built color lamps to be installed under cars. Francesco Fontana, via Salerno 11, 35142 Padova Italy. BNB740

HAM RADIO REPAIR—Prompt service. ROBERT HALL ELECTRONICS, 1660 McKee Rd., Suite A, San Jose CA 95116. (408)729-8200. BNB751

COMMODORE — COMMODORE —COMMODORE —COMMODORE Wanted: DIGICOM PROGRAM for C-128 in 80 columns; ALSO: All C64/128 software, Ham interfaces, SX-64. BOB PEREZ, 7161 Southwest Fifth Street, Miami FL 33144, (305)460-3374. BNB755

THERMOGRAPHED CARDS! Raised print QSLs at flat printing prices. Samples: Phone (817)461-6443 or write: W5YI GROUP, Box 565101, Dallas TX 75356. BNB761

WANTED: HAM EQUIPMENT AND OTHER PROPERTY. The Radio Club of Junior High School 22 NYC, Inc. is not only the Big Apple's largest Ham club but also the nation's only full time, non-profit organization, working to get Ham Radio into schools around the country as a theme for teaching using our EDUCOM-Education Thru Communication-program. Send your radio to school. Your donated amateur or related property, which will be picked up or shipping arranged, means a tax deduction to the full extent of the law for you as we are an IRS 501 (c) (3) charity in our thirteenth year of service. Your help will also mean a

CABLE T.V. CONVERTERS

Jerrold™, Oak, Scientific Atlantic, Zenith, & many others. "New" MTS stereo add-on: mute & volume. Ideal for 400 & 450 owners.

1-800-826-7623

B & B INC.

3584 Kennebec, Eagan MN 55122

CIRCLE 21 ON READER SERVICE CARD

CornerBeam?

SWR < 1.2:1 across the band
Gain of a 15 ft Yagi
No dimension over 7 ft
40 dB Front-to-Back Ratio
60° Half-power Beamwidth
Mounts directly to mast
Vertical or Horizontal Polarization
2meters \$145, 220 MHz \$145, 70 cm \$115, Dual 146/440 \$165
Weights only 10 lbs. Add \$11 Shipping & Handling. Info \$1.



AntennasWest
Box 50062 Provo UT 84605

Order HotLine
801 373 8425

CIRCLE 380 ON READER SERVICE CARD

Sell Your Used Gear In BARTER 'N' BUY Call Judy Walker today. 1-800-274-7373

RACK AND CHASSIS BOXES



RACK CHASSIS			METAL CABINETS		
MODEL	DESCRIPTION W x D x H (inches)	PRICE \$	MODEL	DESCRIPTION W x D x H (in.)	PRICE \$
1RU5	19 x 5 x 1.75	30.85	MC-1A	4 x 3 x 2	16.50
1RU7	19 x 7 x 1.75	33.10	MC-2A	6 x 3 x 2	18.75
1RU10	19 x 10 x 1.75	35.25	MC-3A	8 x 3 x 2	20.95
2RU5	19 x 5 x 3.5	33.10	MC-4A	4 x 4 x 3	18.75
2RU7	19 x 7 x 3.5	35.25	MC-5A	6 x 4 x 3	20.95
2RU10	19 x 10 x 3.5	37.50	MC-6A	8 x 4 x 3	23.15
3RU5	19 x 5 x 5.25	41.90	MC-7A	4 x 7 x 4	20.95
3RU7	19 x 7 x 5.25	44.10	MC-8A	6 x 7 x 4	23.15
3RU10	19 x 10 x 5.25	46.30	MC-9A	8 x 7 x 4	25.75

USA AND CANADA ORDERS (800) 634-3457

FAX ORDERS (800) 551-2749

SESCOM, INC., 2100 WARD DRIVE


HENDERSON, NEVADA 89015 USA

TECHNICAL HELP (702) 565-3400

VISA AND MC ORDERS
SHIPPED GROUND AT
NO CHARGE (48 STATES)

CIRCLE 167 ON READER SERVICE CARD

SPY ON THE EARTH



See live on
your PC
what
satellites in
orbit see

Learn how you can benefit greatly from this exciting new technology. Send \$39 check or M.O. (\$45 air, \$50 overseas) for our fantastic 12 diskette set of professional quality copyrighted programs (IBM type) that does satellite tracking, image acquisition, image processing, 3-D projections and more. Direct reception from the satellites guaranteed worldwide without a satellite dish. Schematics included for interface. For FREE information log-on to our bulletin board anytime at: (718) 740-3911.

VANGUARD Electronic Labs
Dept. A, 196-23 Jamaica Ave.
Hollis, NY 11423 Tel.718-468-2720

BASIC REPEATER INTERFACE ONLY \$50!

Have your own repeater or link system!

Easy repeater setup without modification to your radio gear. simply plug in and go! Ideal for emergency or portable/mobile repeaters! The BRI-2 works with ANY receiver (or scanner) and ANY transmitter. Super sensitive VOX operation makes setup quick. Includes Hang and timeout timers. Passive audio interface for clean audio. Only 4.5" x 3.5" x 1.5" and choice of 12 VDC or 9V battery power (please specify when ordering). ORDER BRI-2 \$50.

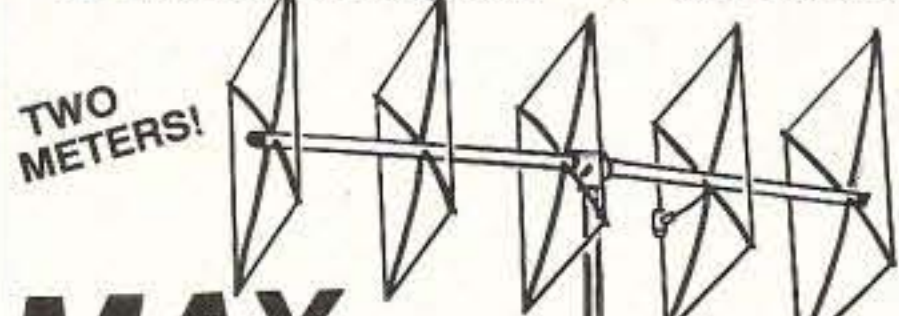
For bi-directional links order our BRI-2-DUAL model which contains two of the above in one box. ORDER: BRI-2-DUAL \$85

The BRI-2-RB has a built in "remote base" interface so you can link your repeater with other frequencies or repeaters. Simple and easy to use. ORDER: BRI-2-RB \$85

MANY MORE PRODUCTS, CALL/WRITE FOR INFO!
ELECTRON PROCESSING, INC. (616) 228-7020
P.O. BOX 68 CEDAR, MI 49621

Please add \$6 ship/handl US, \$8 Canada, AK, HI MI, NY add sales tax also.

The Best Value



MAX System™ Antennas

Ground Plane 25.95
3 Element Quad 39.95
5 Element Quad 59.95

1-800-487-7539 ORDERS
Master Card & VISA Accepted

508-281-8892 INFO US Shipping \$4.00
508-768-7486 FAX MA add 5%

Send Orders To: Cellular Security Group
4 Gerring Road
Gloucester, MA 01930

Why buy a TNC?

PC HF FAX + PC SWL \$179.00

SPECIAL COMBINATION OFFER

For a limited time, if you order PC HF FAX \$99 (see our other ad in this issue), you can add our new and improved PC SWL 3.0 for \$80.00 instead of our regular low price of \$99.00.

PC SWL contains the hardware, software, instructions and frequency lists needed to allow you to receive a vast variety of digital broadcasts transmitted over shortwave radio. All you need is any IBM PC or compatible computer and an SSB shortwave receiver. The product consists of:

Demodulator
Digital Signal Processing Software
200 Page Tutorial Reference Manual
World wide Utility Frequency List
Tutorial Audio Cassette with Samples

PC SWL automatically decodes Morse code, RTTY, AMTOR, SITOR, NAVTEX and ASCII.

PC SWL lets you tune in on world press services meteorological broadcasts, ham radio operators, coastal shore stations, aviation telex and much more digital action on the shortwave bands. Why pay for another expensive box when a simple interface and your PC can do the job?

ADVANCED FEATURES:

Tuning Oscilloscope
Digital Waveform Presentations
Auto Calibration and Code Recognition
Continuously Tunable Filter Frequencies
Variable Shift
Adjustable CW Filter Sensitivity
Unattended Capture and Printing
Integrated Text Editor
Integrated Log and Database
Shell to DOS applications
Seamless Integration with PC HF Facsimile

Call or write for our complete catalog of products.
Visa & MasterCard welcome.

Software Systems Consulting
615 S. El Camino Real, San Clemente, CA 92672
Tel:(714)498-5784 Fax:(714)498-0568

CIRCLE 244 ON READER SERVICE CARD

Where's the Beam?

Unobtrusive DX Gain Antennas for 80 thru 10
• Easily hidden • Install Fast • Fixed or Portable •



There's a 20 meter antenna with real DX Punch hidden in this picture. You can't see it, and your neighbors can't either. But it works DX barefoot anyway. How about a low profile 80/40/30 tri-bander? Or a 2 element monobander for the attic? All easily fit the pocketbook—Priced \$29 to \$99.

Work DX without telling the neighbors
Infopack \$1 AntennasWest
Box 50062-R, Provo, UT 84605 (801) 373-8425

CIRCLE 236 ON READER SERVICE CARD

NEW ONLINE CALL DIRECTORY

Our new *HAMCALL* service gives you 494,114+ Hams, via your computer \$29.95 per year — unlimited use!

BUCKMASTER PUBLISHING
Route 4, Box 1630 Mineral, VA 23117
703: 894-5777 800: 282-5628

CIRCLE 7 ON READER SERVICE CARD

DTMF / encoders



PK-1 \$71*/PK-1K \$78*
W/Relay

STEEL KEYS SEALED GOLD CONTACTS

An ultra high quality DTMF Encoder for absolute reliability and function.

- Contacts are: Water Proof/ Dust Proof
- Completely Self Contained — No RFI
- Simple 3-Wire Connection • Output Level Adj.
- Wide Operating Range 5 to 16vdc
- Wide Temperature Range -22° to +160°F
- Supplied with Instructions, Schematic, Template & Hardware

Call or Write for Free Catalog

VISA/AMEX
*Request Quantity Price



PK-2 \$76*/PK-2K \$83*
W/Relay

Mail Order To:

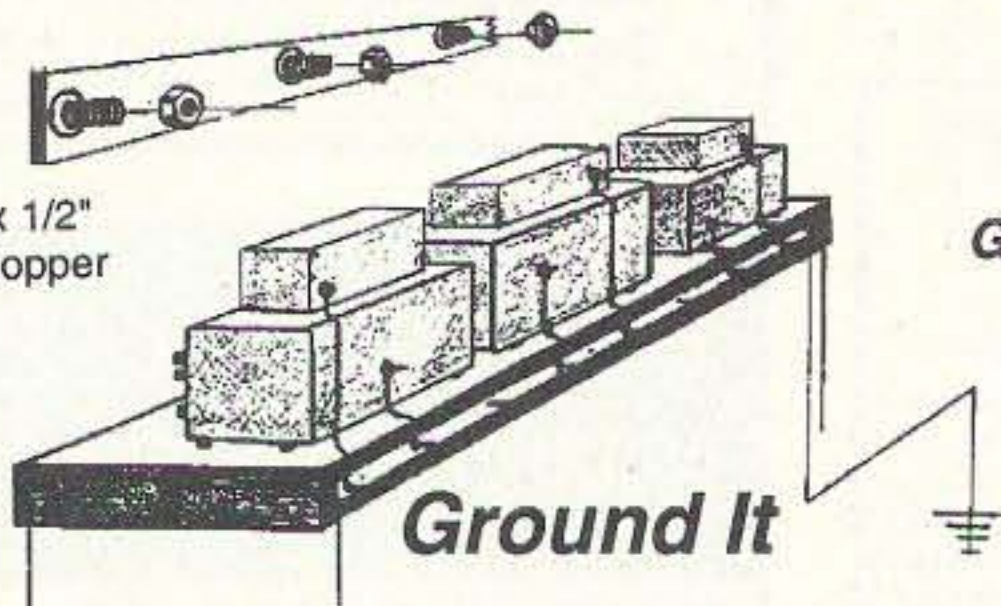
Pipo Communications

Emphasis is on Quality & Reliability

P.O. Box 2020
Pollock Pines, California 95726
(916) 644-5444
Fax: (916) 644-PIPO

Is Your Shack Grounded?

1/8" x 1/2"
110 Copper



Ground It

Ground all of your equipment chassis to a single earth ground in one easy installation.
Money back guarantee, if not satisfied!

J. Martin Systems

**Solid Copper Buss
Stainless Steel Hardware
Grounding Stud Every 6 Inches
Top or Back Installation**

2 ft. \$11.95 Custom
3 ft. \$16.95 Lengths
4 ft. \$21.95 Available

Add \$3.00 S/H

Mail check/money order to:
J.M.S.
35 Hilltop Ave., Dept. 7
Stamford, CT 06907

ATV CONVERTERS • HF LINEAR AMPLIFIERS

DISCOVER THE WORLD OF FAST SCAN TELEVISION

70 CM



33 CM

AMATEUR TELEVISION CONVERTERS

ATV2 420-450.....\$ 44.95 Kit
ATV3 420-450 (GaAs-FET).....\$ 49.95 Kit
ATV4 902-928 (GaAs-FET).....\$ 59.95 Kit

AUDIO SQUELCH CONTROL for ATV
SIL.....\$ 39.95 Kit

2 METER VHF AMPLIFIERS
35 Watt Model 335A.....\$ 79.95 Kit
75 Watt Model 875A.....\$119.95 Kit
Available in kit or wired/tested

HF AMPLIFIERS per MOTOROLA BULLETINS

Complete Parts List for HF Amplifiers Described in the MOTOROLA Bulletins.

AN758 300W \$160.70 EB63 140W \$ 88.65
AN762 140W \$ 93.25 EB27A 300W \$139.20
AN779L 20W \$ 83.79 EB104 600W \$448.15
AN779H 20W \$ 93.19 AR305 300W \$383.52
AR313 300W \$403.00

NEW!! 1K WATT 2-50 MHz Amplifier

POWER SPLITTERS and COMBINERS
2-30MHz
600 Watt PEP 2-Port.....\$ 69.95
1000 Watt PEP 2-Port.....\$ 79.95
1200 Watt PEP 4-Port.....\$ 89.95

100 WATT 420-450 MHz PUSH-PULL LINEAR AMPLIFIER — SSB-FM-ATV

KEB67-PK (Kit).....\$159.95
KEB67-PCB (PC Board).....\$ 18.00
KEB67-1 (Manual).....\$ 5.00

For detailed information and prices, call or write for our free catalog.

UNIVERSAL DIGITAL FREQUENCY READOUT

TK-1 (Wired/tested).....\$149.95

HEAT SINK MATERIAL

Model 99 Heat Sink (6.5x12x1.6).....\$ 22.00
CHS-6 Copper Spreader (6x6x1/4).....\$ 18.00

We also stock Hard-to-Find parts


CHIP CAPS—Kemet/ATC
METALCLAD MICA CAPS—Unelco/Semco
RF POWER TRANSISTORS
MINI-CIRCUIT MIXERS
SBL-1 (1-500Mz).....\$ 6.50
SBL-1X (10-1000Mz).....\$ 7.95
ARCO TRIMMER CAPACITORS
VK200-20/4B RF Choke.....\$ 1.20
56-590-65-3B Ferrite Bead.....\$.20
Broadband HF Transformers

Add \$ 3.50 for shipping and handling.

We ship worldwide.



CCI Communication Concepts Inc.
508 Millstone Drive • Xenia, Ohio 45385 • (513) 426-8600
FAX 513-429-3811



WE SHIP WORLDWIDE

CIRCLE 99 ON READER SERVICE CARD

whole new world of educational opportunity for children around the country. Radios you can write off, kids you can't. Please, write-phone-or FAX the WB2JKJ "22 Crew" today: The RC of JHS 22, P.O.B. 1052, New York NY 10002. Telephone (516)674-4072 and FAX (516)674-9600. Young people, nationwide, can get high on Ham Radio with your help. Meet us on the WB2JKJ Classroom Net: 7.238 MHz 1200-1330 UTC and 21.395 MHz 1400-2000 daily. BNB762

LICENSE PLATE HOLDERS (Chrome or Black) with message plates. Your name and call letters engraved. Designed mail box plate (12 1/2" X 4 1/4"), black. Name and number engraved. Chrome or black license plate holder \$10.50. Mail box plate \$12.50. Each order, S&H \$2.50. N.E. MARION ENGRAVING, R.F.D 2, Box 360, Peterborough NH 03458. BNB770

SOLAR POWERED HAMS! The Sunswitch is a charge controller to protect your batteries from over charge. Power MOSFETs are used, no relays! Assembled tuned and tested. Now with Wall Mount Case, \$55.00 plus \$3.00 shipping. SUNLIGHT ENERGY SYSTEMS, 2225 Mayflower NW, Massillon OH 44647. BNB774

R-390-A SERVICE: Module repair and alignment to complete remanufacture, new front panels, knob sets, VFO calibration, new filter capacitors, tubes, squelch modification, 20 years expert service, 2-week turnaround, very reasonable, any condition accepted. (419)726-2249. BNB813

FREE SHAREWARE AND HAM CATALOG for IBM or COCO. Morse code Computer Interfaces \$49.95. DYNAMIC ELECTRONICS, Box 896, Hartselle AL 35640. (205)773-2758, FAX-773-7295. BNB815

SENSATIONAL NEW WAY TO LEARN CODE-Do Aerobics, Sing, Jog, or Drive while learning code! Now the secret is yours! Order THE RHYTHM OF THE CODE-Morse code music cassette today! \$9.95 ppd KAWA RECORDS P.O. Box 319-S, Weymouth, MA 02188. The HIT of the 1993 Dayton Hamvention! BNB824

SEIZED GOODS, radios, stereos, computers, and more by the FBI, IRS, DEA. Available in your area now. Call (800)436-4363 ext. C-6223. BNB826

DIGITAL SWR and POWER METER, Assemble, Kit, or Plans, with Alarm and Set Points. FREE information. RUPP ELECTRONICS, 5403 Westbreeze, Fort Wayne IN 46804. (219)432-3049. BNB831

FCC COMMERCIAL LICENSE PREPARATION RADIOTELEPHONE-RADIOTELEGRAPH. Latest home study fast easy audio video.FREE details WPT PUBLICATIONS (800)800-7588. BNB840

VIDEO SYNC GENERATOR Restores horizontal & vertical sync lines from distorted analog video formats. For information on completed units & pricing write: RC DISTRIBUTING, Box 552, South Bend IN 46624, phone (219)236-5776. BNB850

ELECTRONICS GRAB BAG! 500 pieces of new components: inductors, capacitors, diodes, resistors. \$5.00 postpaid. ALLTRONICS, 2300 Zanker Rd., San Jose CA 95131. BNB855

WANTED: COLLINS ANTIQUES, anything old from, speakers, receivers, transmitters, and all accessories, any condition. Top \$\$\$ paid. Rick. (800)462-2972 anytime. BNB865

NEVER BEFORE! 20,000 shareware programs on three CD-ROM discs, \$69 plus \$5 shipping. Including many useful ham programs. Amazing value! Dealers wanted! CROSLY SOFTWARE, Box 276G, Alburg VT 05440. (514)739-9328. BNB871

HAM RADIO TRANSCEIVERS. Kenwood TS-5205E, \$395.00; TS-530S, \$525.00; others. K1BW, (508)537-7195. BNB885

AMATEUR RADIO REPAIR!! all makes & models average labor per unit, \$96.00. **W7HBF, DAN RUPE**, 1302 S. Uplands Dr., Camano WA 98292. (206)387-3558.

BNB900

WANTED: BUY & SELL All types of Electron Tubes. Call (612)429-9397, Fax (612)429-0929. **C & N ELECTRONICS**, Harold Bramstedt, 6104 Egg Lake Road, Hugo MN 55038.

BNB915

COMMODORE 64 HAM PROGRAMS-8 disk sides over 200 Ham programs \$16.95/\$29 stamp gets unusual software catalog of Utilities, Games, Adult and British Disks. **HOME-SPUN SOFTWARE**, Box 1064-BB, Estero FL 33928.

BNB917

ACS NU0B BBS! Free access, over 16,000 programs. (316)251-2761.

BNB923

INEXPENSIVE HAM RADIO EQUIPMENT. Send postage stamp for list. **Jim Brady WA4DSO**, 3037 Audrey DR., Gastonia NC 28054.

BNB927

USED AND NEW AMATEUR RADIO, SWL, AND SCANNERS. We buy, sell, consign and trade used equipment. Thirty day warranty. Western Pennsylvanias' newest Amateur Radio supplier. We also offer complete repairs on most types of equipment. Call for quotes. **FOR HAMS ONLY, INC.** INFO (412)374-9744. **ORDERS ONLY (800)854-0815. ROBB KE3EE.**

BNB929

RADIO REPAIR Amateur and commercial, professional work. **Fred Fisher WF9Q**, 6866 W. River Rd., South Whitley IN 46787. (219)723-4435.

BNB930

SEIZED GOODS, radios, stereos, computers, and more by FBI, IRS, DEA. Available in your area now. Call (800)436-4363 Ext. C-6223.

BNB940

FREE HAM GOSPEL TRACTS. SASE. **N3FTT**, 5133 Gramercy, Clifton Heights PA 19018.

BNB960

QRP KITS & COMPONENTS only 2 stamps for catalog. **DAN'S SMALL PARTS & KITS**, 1935 South 3rd West #1, Missoula MT 59801.

BNB964

PRINTED CIRCUIT BOARDS for projects in 73, *Ham Radio*, *QST*, *ARRL Handbook*. List SASE. **FAR CIRCUITS**, 18N640 Field Ct., Dundee IL 60118.

BNB966

AZDEN SERVICE by former factory technician. **SOUTHERN TECHNOLOGIES AMATEUR RADIO, INC.**, 10715 SW 190 St. #9, Miami FL 33157. (305)238-3327.

BNB979

COMPUTER & PRINTER USERS: SAVE! SAVE! SAVE! Renew your ribbons. Ink for 20 to 30 reinking \$6.00 plus \$3.00 shipping. **C & S ENTERPRISES**, P.O. Box 561, Clinton MS 39056. Sid Wilson, WB5GFM.

BNB980

SURPLUS Huge quantities. Lowest prices in America! Dealers wanted. Catalogs \$3. **SURPLUS TRADERS**, Box 276A, Alburg VT 05440.

BNB985

I BUY ELECTRON (VACUUM) TUBES Magnetrons, Klystrons, Planar Triodes, etc...**Jeremy Madvin** at the **VACUUM TUBE EXCHANGE**. (800)995-TUBE or fax at (800)995-6851.

BNB987

PICTURE QSL CARDS of your shack, etc., from your photo or black ink artwork. 500 \$28.00, 1,000 \$44.50. Also non-picture cards. Custom printed cards, send specifications for estimate. Send 2 stamps for illustrated literature. Generous sample kit \$2.00, half pound of samples \$3.00. **RAUM'S**, 8617 Orchard Road, Coopersburg PA 18036. Fax or Phone (215)679-7238.

BNB988

ROTOR PARTS ROTOR SERVICE, ROTOR accessories: Brak-D-Lays, Quik-Connects, Pre-Set mods. NEW models for sale. Free catalog. **C.A.T.S.**, 7368 SR 105, Pemberville OH 43450.

BNB996

CB-TO-10 METERS

We specialize in CB radio modification plans and hardware. Frequency and FM conversion kits, repair books, plans, high-performance accessories. Thousands of satisfied customers since 1976! Catalog \$2.

CBC INTERNATIONAL

LOU FRANKLIN/K6NH - Owner

P.O. BOX 31500X, PHOENIX, AZ 85046

Silent Solar Power

The \$349.00 Bullet-Tested QRV Solar Power Supply keeps your repeater on the air 'round the clock or powers your 100w HF station 60 hrs a month. Control circuit speeds charge, protects gel cells & sealed batteries. Fully assembled, QRV, portable. Easily expanded.

Add \$10 S&H Info \$1 **AntennasWest**
Box 50062 Provo UT 84605
(801)373-8425

CIRCLE 336 ON READER SERVICE CARD

GET ON PACKET RADIO... FAST and EASY... With the "PC Packet Station"

By PKT Electronics, Inc.

More than just a TNC, the "PC Packet Station" is a complete packet radio station for the IBM PC including:

- > **VHF Radio Transceiver** by Motorola < -

- > **1200 baud modem** < - - > **TNC Software** < -

You just plug the PC Packet Station into a half slot in your PC, plug in your VHF antenna into the card, load the software and you're on packet, it's just that easy!

PC PACKET STATION FEATURES: * Fast, easy installation * Selectable, Com 1 through Com 4 with selectable interrupts * **Built in the USA** * The Radio is totally shielded from the computer * Have a custom application or a commercial use? Call us about Motorola radio modules, Motorola Telemetry Radios and Motorola Telemetry Modems. Dealer inquiries welcome.

PKT Electronics, Inc. 2668 Haverstraw Ave. Dayton, Ohio 45414 Voice and Fax 1-513-454-0242

CIRCLE 394 ON READER SERVICE CARD

Sell Your Used Gear In BARTER 'N' BUY Call Judy Walker today. 1-800-274-7373

Heterodyne Headache #14.226.5

Get fast relief with a **Magic Notch**® automatic notch audio filter



Magically removes all heterodynes caused by tuners, carriers, CW, computer RFI and other similar QRM!

Why listen to carriers?

The MagicNotch filter:

- is fully automatic. No tuning is necessary.
- easily installs between the rig and an external speaker or headphones.
- can be left on all the time while operating SSB.
- shows filter operation with its 2 color LED.
- allows you to work an s4SSB signal under a 20 over 9 carrier.
- requires 12 VDC—usually available from the accessory jack on your rig.

30 day money back guarantee



\$109⁹⁵ MasterCard VISA

Shipping & handling \$5.00
Foreign orders \$10.00

j·Com · 793 Canning Pkwy · Victor NY 14564 · (716) 924-0422 · FAX (716) 924-4555

CIRCLE 55 ON READER SERVICE CARD

We have what you're looking for BRIGHT NEON QSLs \$26.95

Bright Neon QSLs that jump off the wall. Black ink on 65# Postcard Stock with six Neon colors to choose from: Neon Blue, Neon Purple, Neon Lemon, Neon Orange, Neon Red, and Neon Pink. Printed in format shown, state outline & logo included at no extra charge. (Please indicate if you want **ARRL** logo when ordering).

250 QSLs \$ 26.95
500 QSLs \$ 30.95 1000 QSLs \$ 36.95
plus \$3.95 shipping U.S.

Ham it up with all six Neon colors, order the **Rainbow Box** for only \$4.00 more. You'll be hard pressed to beat the price while creating such **STAND OUT** quality.



Send your check or money order along with (Printed or Typed) Name, Address, (including County), Call Letters and Color of Stock

TO: BB&W Printing
803 N. Front Street
McHenry, IL 60050

Custom job or Different Stock, No Problem,
Call: (815) 385-6005

Uncle Wayne's Bookshelf

REFERENCE

20N102 Practical Digital Electronics Handbook by Mike Tooley BA Contains nine digital test gear projects. Digital circuits, logic gates, bistables and timers, microprocessors, memory and input/output devices. \$14.50

20N103 Electronic Power Supply Handbook by Ian R. Sinclair Covers many types of supplies—batteries, simple AC supplies, switch mode supplies and inverters. \$16.25

20N104 Electronic Test Equipment Handbook by Steve Money A guide to electronic test equipment for the engineer, technician, student and home enthusiast. \$18.00

20N105 Digital Logic Gates and Flip-Flops by Ian R. Sinclair A firm foundation in digital electronics. Treats the topics of gates and flip-flops thoroughly and from the beginning. \$18.00

01C80 Master Handbook of 1001 Practical Electronic Circuits Tried and proven solid state circuits. \$19.95

01P68 Pirate Radio Stations by Andrew Yody Tuning in to underground broadcasts. \$12.95

01T01 Transmitter Hunting by Joseph Moell and Thomas Curlee Radio direction finding simplified. \$19.95

03R02 Rty Today by Dave Ingram Modern guide to amateur radioteletype. \$8.50

05E03 First Book of Modern Electronics Unique projects that are money saving. \$12.95

09D22 The World Ham Net Directory by Mike Witkowski New—2nd edition. Introduces the special interest ham radio networks and shows you when and where you can tune them in. \$9.50

09P33 Pirate Radio Directory by George Zeller Where to tune in on secret entertainment stations. \$7.95

10F093 1993 International Callbook The new 1993 International Callbook lists 500,000+ licensed radio amateurs in the countries outside North America. It covers South America, Europe, Africa, Asia, and the Pacific area (exclusive of Hawaii and the U.S. possessions). \$29.95



10D093 1993 North American Callbook The 1993 North American Callbook lists the calls, names, and address information for 500,000+ licensed radio amateurs in all countries of North America. \$29.95

05H24 Radio Handbook, 23rd Ed. by William I. Orr W6SAI 840 pages of everything you wanted to know about radio communication. \$39.95

02B10 Heath Nostalgia by Terry Perdue K8TP 124 page illustrated history of the Heath Company. Includes many fond memories contributed by long-time Heathkit employees. \$9.50

10DF92 1993 Callbook Supplement An update to the 1992 International and American callbooks. \$10.00

12E76 Basic Electronics Prepared by the Bureau of Naval Personnel Covers the important aspects of applied electronics and electronics communications. \$10.95

12E41 Second Level Basic Electronics Prepared by the Bureau of Naval Personnel Sequel to Basic Electronics, thorough treatment of the more advanced levels of applied electronics. \$9.95

01D45 The Illustrated Dictionary of Electronics, 5th Ed by Rufus P. Turner and Stan Gibilisco An exhaustive list of abbreviations, and appendices packed with schematic symbols and conversion tables. \$26.95

20N091 Most-Often-Needed Radio Diagrams and Servicing Information, 1926-1938, Volume One compiled by M.N. Beitman An invaluable reference for anyone involved in Vintage Radio restoration. \$11.95

20N096 How To Read Schematics (4th Ed.) by Donald E. Herrington Written for the beginner in electronics, but it also contains information valuable to the hobbyist and engineering technician. \$14.95

20N097 Radio Operator's World Atlas by Walt Stinson, W0CP This is a compact (5x7), detailed, and comprehensive world atlas designed to be a constant desk top companion for radio operators. \$17.95

20N020 Secrets of RF Circuit Design by Joseph J. Carr Written in clear non-technical language, covers everything from antennas to transistors. \$19.50

20N107 Ham Stuff A comprehensive buyer's guide and directory. \$19.95

20N109 73 Magazine Index 1960-1990 A complete index to every article published in 73 Magazine through 1990. Book \$15.00 IBM software (specify type) \$20.00

20N110 Product Reviews Since 1945 Contains an index to 3,400 product reviews that have appeared in QST, CQ, HR, 73 and Radcom. Book \$12.95 IBM Software 5.25 \$10.00

SHORTWAVE

06S57 1993 Passport to World Band Radio by International Broadcasting Services, Ltd You'll get the latest station and time grids. \$16.50

03S11 Shortwave Receivers Past and Present edited by Fred J. Osterman Guide to 200+ shortwave receivers manufactured in the last 20 years. The Blue Book of shortwave radio value. \$8.95

07R25 The RTTY Listener by Fred Osterman New and expanded. This specialized book compiles issues 1 through 25 of the RTTY Listener Newsletter. Contains up-to-date, hard-to-find information on advanced RTTY and FAX monitoring techniques and frequencies. \$19.95

03C09 Shortwave Clandestine Confidential by Gerry L. Dexter Covers all clandestine broadcasting, country-by-country: tells frequencies, other unpublished information: spy, insurgents, freedom fighters, rebel, anarchist radio, secret radio. \$8.50

03M221 US Military Communications (Part 1) US Military communication channels on shortwave. Covers frequencies, background on point-to-point frequencies for the Philippines, Japan and Korea, Indian and Pacific Oceans, and more. \$12.95

03M222 US Military Communications (Part 2) Covers US Coast Guard, NASA, CAP, FAA, Dept. of Energy, Federal Emergency Management Agency, Disaster Communications, FCC, Dept. of Justice. From 14 KC to 9073 KC. \$12.95

03M223 US Military Communications (Part 3) Completes the vast overall frequency list of US Military services, from 8993 KC to 27,944 KC. \$12.95

09S42 The Scanner Listener's Handbook by Edward Soomre N2BFF Get the most out of your scanner radio. \$14.95

11T88 Tune in on Telephone Calls by Tom Kneitel K2AES Formatted as a frequency list with detailed description of each service and its location in RF spectrum. \$12.95

03K205 Guide to Radioteletype (RTTY) Stations by J. Klingenfuss Updated book covers all RTTY stations from 3MHz-30MHz. Press, Military, Commercial, Meteo, PTTs, embassies, and more. \$12.95

11AS10 Air Scan Guide to Aeronautical Communications (5th Ed.) by Tom Kneitel K2AES Most comprehensive guide to monitoring US aeronautical communications. Covers all Canadian land airports and seaplane bases, plus listings for Central America, the Caribbean, North Atlantic, and the Pacific Territories. \$14.95

15A002 Scanner and Shortwave Answer Book by Bob Grove Most frequently asked questions by hobbyists. \$13.95

07A66 Aeronautical Communications Handbook by Robert E. Evans Exhaustive, scholarly treatment of shortwave aeronautical listening. \$19.95

11RF13 The "Top Secret" Registry of US Government Radio Frequencies (7th Ed.) by Tom Kneitel K2AES This scanner directory has become the standard reference source for frequency and other important information relating to the communications of federal agencies. \$19.95

11F52 Ferrell's Confidential Frequency List, New Revised Edition compiled by A.G. Halligey All frequencies from 4 MHz-28MHz covering ship, embassy, aero, Volmet, Interpol, numbers, Air Force One/Two, more. \$19.50

11SR97 National Directory of Survival Radio Frequencies by Tom Kneitel K2AES

Handy and concise reference guide to high interest communications frequencies required by survivalists. \$8.95

11SM11 Scanner Modification Handbook, Vol. 1 by Bill Creek provides straightforward step-by-step instructions for expanding the operating capabilities of VHF scanners. \$17.95

11EE06 Guide to Embassy Espionage Communications by Tom Kneitel K2AES Candid and probing examination of worldwide embassy and (alleged) espionage communications systems and networks. \$10.95

15D93 1993 Shortwave Directory (8th Ed.) by Bob Grove Extensively revised, the new 1993 Shortwave Directory is the consummate DXer's bible for the first 30 MHz of radio spectrum, up-to-date and accurate. \$21.95

20N094 A Flick of the Switch, 1930-1950 by Morgan E. McMahon Discover the fast-growing hobby of radio collecting. \$8.95

07R26 World Wide Aeronautical Communications by Robert E. Evans Aircraft/Air Traffic Control, Aircraft/Company Operations, Aviation Weather Broadcasts, Aeronautical Flight Tests, Worldwide Military Air Forces, Aero Search & Rescue, Aero Law Enforcement, NASA Flight Support, Aero Terms & Abbreviations and Aero Tactical Identifiers. \$6.95

11T89 Scanner Modification Handbook Vol. 2 by Bill Creek Here it is—a companion to Vol. 1. In fact, Vol. 2 has a section that provides improved approaches and updated techniques for the mods in Vol. 1. There's 18 new exciting modifications for popular scanners. \$17.95

03R01 World Press Services Frequencies (RTTY) New 5th Ed A comprehensive manual covering radioteletype news monitoring—contains all information—antenna, receiving, terminal units, plus three extensive frequency lists. \$8.95

SOFTWARE

04M54 GGTE Morse Tutor From beginner to Extra class in easy self-paced lessons. Code speeds from 1 to over 100 words per minute. Standard or Farnsworth mode. Adjustable tone frequency. Create your own drills, practice or actual exams. Exams conform to FCC requirements. 5 1/4" floppy for IBM PC, XT, AT, PS/2 or compatibles. \$19.50

04M55 Advanced Edition \$29.95

20N021 No Code Ham Radio Education Package Computer software package. Includes computer aided instruction software (IBM compatible), 200 page Ham Radio Handbook. \$29.95

20N022 Ham Operator Education Package Computer software contains five IBM compatible discs with all questions for all license classes, plus "Morse Academy" code teaching software that takes you from 0-20 wpm. \$39.95

Lanze Code Programs—(Available on 5 1/4" disk.) Inexpensive complete study guide code programs for both the C64/128 Commodores and the IBM compatibles. Programs include updated FCC questions, multiple choice answers, formulas, schematic symbols, diagrams, and simulated (VE) sample test.

IBM Part#	Commodore Part#	Price
Novice	IBM01 COM01	\$14.95
Tech	IBM02 COM02	\$14.95
General	IBM03 COM03	\$14.95
Advance	IBM04 COM04	\$19.95
Extra (New Pool)	IBM05 COM05	\$19.95

IBM06, COM06 IBM/Commodore Tech No Code—Lanze Code Program Contains all the authorized FCC questions and answers used in testing formulas, schematic symbols, diagrams, and sample test for passing the new Technician No Code license. \$24.95

IBM97 Amateur Radio Part 97 Rules Includes updated, revised Commission's Rules, September 30, 1989 5 1/4" disk IBM compatible only. \$9.95

VIS Study Cards Compact, up-to-date Flash Cards with Key Words, Underlined, Quiz on back. Formulas worked out. Schematics at your fingertips. Used SUCCESSFULLY by ages 6 to 81!

NOVICE	VIS01	\$11.95
TECH	VIS02	10.95
GENERAL	VIS03	9.95
ADVANCED	VIS04	15.95
EXTRA	VIS05	14.45

ARRL BOOKS

AR1993 ARRL 1993 Handbook (70th Ed.) 39 chapters, featuring 2,100 tables, figures and charts. Comprehensive, well organized and affordable. \$25.00

AR1086-4 ARRL Operating Manual (4th Ed.) Information on how to make the best use of your station, including: interfacing home computers, OSCAR, VHF-UHF. \$18.00

AR0194 Antenna Compendium Vol. 1 Materials on verticals, quads, loops, yagis, reduced size antennas, baluns, Smith Charts, antenna polarization. \$10.00

AR2545 Antenna Compendium Vol. 2 Covers verticals, yagis, quads, multiband and broadband systems, antenna selection. \$12.00

AR4017 Antenna Compendium Vol. 3 More verticals, yagis, quads, plus loops, arrays, mobile, direction finding, controlled currents, computerized, installation, overloads, plus 40 new articles for beginner's to advanced. \$14.00

AR2626 Companion Software for Antenna Compendium Vol. 2 5 1/4" MS-DOS floppy. \$10.00

AR0488 W1FB's Antenna Notebook by Doug DeMaw W1FB Get the best performance out of unobtrusive wire antennas and verticals. Build tuners and SWR bridges. \$9.50

AR0348 QRP Notebook by Doug DeMaw W1FB Presents construction projects for the QRP operator. \$9.50

AR4141 W1FB's Design Notebook by Doug DeMaw W1FB Filled with simple practical projects that can be built using readily available components and common hand tools. \$10.00

AR2200 Antenna Impedance Matching by Wilfred N. Caron Most comprehensive book written on using Smith Charts in solving impedance matching problems. \$15.00

AR0402 Solid State Design Good, basic information, circuit designs and applications; descriptions of receivers, transmitters, power supplies, and test equipment. \$12.00

AR3193 Weather Satellite Handbook (4th Ed.) by Dr. Ralph Taggart WB8DQT Expanded

and revised to reflect today's weather-fax satellite technology. \$20.00

AR3290 Companion Software for Weather Satellite Handbook 5 1/4" MS-DOS Floppy. \$10.00

AR3291 Now You're Talking! All You Need To Get Your First Ham Radio License (2nd Edition) A complete study guide for the Technician and Novice written exam. Practical information every beginner needs is written clearly and simply and in small doses. \$19.00

AR3292 Your Introduction to Morse Code: Practice Cassettes Kit includes two 90 minute cassette tapes. Prepares you for the 5 WPM Morse code exam to earn your Novice license or add high-frequency worldwide communications privileges to your code-free Technician license. \$10.00

AR0437 ARRL Repeater Directory 1993-1994 19,000+ listings with digipeaters, bandplans, CTCSS (PL/TM) tone chart, frequency coordinators, ARRL special service clubs, and beacon listings from 14 MHz to 24GHz. \$6.00

AR1033 The DXCC Companion by Jim Kearman KR1S Spells out in simple, straightforward terms what you need to be a successful DXer. \$6.00

AR1250 Log Book—Spiral \$3.50

ARA341 Interference Handbook RFI sleuth's experience in solving interference problems. \$12.00

AR2197 ARRL Data Book Valuable aid to the RF design engineer, technician, radio amateur, and experimenter. \$12.00

AR2960 Transmission Line Transformers (2nd Ed.) by Dr. Jerry Sevick W2FMI Practical designs and specific information on construction techniques and sources of material. \$20.00

AR0410 Yagi Antenna Design A Ham Radio series polished and expanded by Dr. Lawson. \$15.00

AR2171 Hints and Kinks Ideas for setting up your gear for comfortable, efficient operation. \$8.00

AR3169 QRP Classics Compilation of ARRL publications on building receivers, transmitters, transceivers, accessories. \$12.00

ARRL License Manuals Complete FCC question pools with answers.

AR2375 Technician Class \$6.00

AR2383 General Class \$6.00

AR0166 Advanced Class \$6.00

AR2391 Extra Class \$8.00

AR3185 The Satellite Experimenter's Handbook, (2nd Ed.) by Martin Davidoff K2UBC Expanded and revised. Focusing on satellites built by and for the international radio amateur community. \$20.00

AR2456 FCC Rule Book (9th Ed.) A must for every active radio amateur. \$9.00

AR2103 Satellite Anthology The latest information on OSCARs 9 through 13 as well as the RS satellites, the use of digital modes, tracking antennas, RUDAK, microcomputer, and more! \$5.00

AR2898 Space Almanac by Anthony R. Curtis K3KXX Recent news from space. \$20.00

AR2030 Your Gateway to Packet Radio (2nd Ed.) Tells everything you need to know about this popular new mode. \$12.00

AR2083 Complete DX'er (2nd Ed.) by Bob Locker W9KNI Learn how to hunt DX and obtain hard-to-get QSL cards. \$12.00

AR2065 ARRL Antenna Book The new 16th Edition represents the best and most highly regarded information on antenna fundamentals, transmission lines, design, and construction of wire antennas. \$20.00

AR3293 Morse Code: The Essential Language by L. Peter Carron Jr. W3DKV Expanded and revised in its 2nd edition. How to handle distress calls heard not only on the hambands but on maritime and aircraft frequencies. \$6.00

AR4114 Low Profile Amateur Radio For the ham who lives where antennas are frowned upon. From hiding your antenna to operating with low power. This book tells you how to get on the air using these techniques—and others—without calling attention to yourself. \$8.00

CODE TAPES

73T05 "Genesis" \$5.95

5 wpm—This beginning tape, takes you through the 26 letters, 10 numbers, and necessary punctuation, complete with practice every step of the way.

73T06 "The Stickler" \$5.95

6+ wpm—This is the practice tape for those who survived the 5 wpm tape, and it's also the tape for the Novice and Technician licenses. It is comprised of one solid hour of code. Characters are set at 13 wpm and spaced at 5 wpm.

73T13 "Back Breaker" \$5.95

13+ wpm—Code groups again, at a brisk 13+ wpm so you'll be really at ease when you sit down in front of a steely-eyed volunteer examiner who starts sending you plain language code at only 13 per.

73T20 "Courageous" \$5.95

20+ wpm Congratulations! Okay, the challenge of code is what's gotten you this far, so don't quit now. Go for the extra class license. We send the code faster than 20 per.

WAYNE'S PICKS

SS8756 Warning! The Electricity Around You May Be Hazardous To Your Health by Ellen Sugarman An invaluable guide to the risks of electromagnetic fields and steps you can take to protect yourself and your family. \$11.00

ED86751 Dumbing Us Down: The Hidden Curriculum of Compulsory Schooling by John Gatto If you enjoyed "Declare War", you'll

enjoy this also. A Wayne Green recommended reading. \$9.95

"We The People" Declare War! On Our Lousy Government by Wayne Green A "must read" for every American taxpayer. Solutions to every problem facing our government today. \$12.95

ANTENNAS

20N108 The Easy Wire Antenna Handbook by Dave Ingram K4TWJ. Gives you all of the needed dimensions for a full range of easy to build and erect "sky wires." \$9.50

10A343 All About Cubical Quad Antennas by William Orr and Stuart Cowan "The Classic" on Quad design, theory, construction, operation. New feed and matching systems. New data. \$11.95

01A70 Practical Antenna Handbook by Joseph J. Carr Design, build, modify, and install your own antennas. \$22.95

10A342 All About Verticle Antennas by William Orr Comprehensive coverage of amateur communications. \$10.95

10A345 Beam Antenna Handbook by William Orr and Stuart Cowan Everything you need to know about beam design, construction, and operation. \$11.95

10A346 Simple, Low-Cost Wire Antennas For Radio Amateurs by William Orr and Stuart Cowan All New! Low-cost, multi-band antennas; inexpensive beams, "Invisible" antennas for hams in "tough" locations! New data. \$11.95

UHF/VHF/PACKET

01P22-2 The Packet Radio Handbook (2nd Ed.) by Jonathan L. Mayo KR3T "...the definitive guide to amateur packet operation."—Gwyn Reedy WIBEL Only \$16.95

20N019 U.S. Repeater Mapbook by William Smith N6MQS The Guide for traveling radio amateurs. \$9.95

09V11 The Basic Guide to VHF/UHF Ham Radio by Edward M. Noll Provides a first rate introduction to the 2.6 and 1.25 meter bands as well as 23, 33, and 70cm. \$6.50

03R02 RTTY Today by Dave Ingram K4TWJ Most comprehensive RTTY guide ever published. \$8.50

BOOKS FOR BEGINNERS

02D42 Digital Novice by Jim Grubbs Geared to make you a more knowledgeable participant. \$8.50

01A87 Shortwave Listener's Antenna Handbook Primer antenna theory. \$13.95

05C25 Basic A.C. Circuits A step-by-step approach for the beginning student. \$24.50

20N018 Technician Class License Manual: New No-Code by Gordon West This book covers everything you need to become a Technician Class Ham. Every question and answer on the examinations is found in this one book. FCC Form 610 application. \$9.95

20N100 Electronics Build and Learn (2nd Ed.) by RA Penfold Combines theory and practice so that you can "learn by doing." \$12.50

20N092 The Wonderful World of Ham Radio by Richard Skolnik, KB4LCS Simple, clear, and fun. Introduces young people to amateur radio. \$7.95

20N099 Digital Electronics Projects for Beginners by Owen Bishop Contains 12 digital electronics projects suitable for the beginner to build with the minimum of equipment. \$12.50

AR2871 W1FB's Help for New Hams by Doug DeMaw W1FB Complete for the newcomer. Put together a station and get on the air. \$10.00

AR2286 First Steps in Radio by Doug DeMaw W1FB Series of QST articles. \$5.00

Uncle Wayne's Bookshelf Order Form

You may order by mail, telephone, or fax. All payments are to be in US funds. Allow 3 weeks for delivery.

Item	Title	Qty.	Price	Total

SHIPPING

TOTAL

SHIPPING

All orders add \$5.00 shipping.

U.S. orders shipped UPS, (Alaska & Hawaii shipped via mail.)

Airmail to Canada and all overseas orders FOB Peterborough, NH.

Make checks payable to "Uncle Wayne's Bookshelf."

Name _____

Street _____

City _____ State _____ Zip _____

TOTAL \$ _____ Check/Money Order

AE MC VISA

Card # _____ Expiration Date _____

Telephone: (603) 924-4196 (800) 234-8458

FAX: (603) 924-8613

Mail: Uncle Wayne's Bookshelf, 70 Route 202N,
Peterborough, NH 03458

UW1093

RANDOM OUTPUT

Number 27 on your Feedback card

David Cassidy N1GPH

ARRL At It Again

Once again, I am forced to inform you of the sneaky goings on down in Newington. Like so many of their actions in the past, actions made on *your behalf*, you won't be reading about this in *QST*. I sure do wish I didn't have to keep doing this, but I feel that it is important the amateur radio community gets an accurate picture of the organization that supposedly represents all of us.

As you may remember, the FCC now has authorization to allow a private organization to administrate the issuing of special club and military call signs. The rules state that any organization seeking the right to issue these special call signs must (among other requirements) be tax-exempt under the IRS educational designation and exist for the purpose of furthering the Amateur Radio Service, demonstrate that its membership constitutes at least 1% of FCC-licensed operators (that would be about 6,140, as of this writing), and process applications without regard to race, sex, religion, national origin or membership status in any particular organization. Pretty simple, right? Not according to the ARRL.

The ARRL (surprise, surprise) thinks they should be the *only* organization allowed to issue these call signs. They tried to get the law written in such a way that would exclude all other organizations, but their sneaky tactics were discovered in the nick of time by Fred Maia W5YI. Fred got the wording changed, much to the League's chagrin. Oh, you never read about that in *QST*? Must have been a computer error, because I'm sure the ARRL would have made every endeavor to inform their members of such an important issue.

The FCC received applications to issue club call signs from five organizations: the ARRL, W5YI-VEC (whose tax-exempt status has been accepted by the IRS, but a number has not yet been issued), the Quarter Century Wireless Association (remember, it was the QCWA who ticked off the League by coming up with a simple, elegant and workable no-code proposal, which effectively killed the ARRL's convoluted and complex plan), the Southeastern Repeater Association and the National Amateur Radio Organization. On August 6 of this year the ARRL also filed a 24-page "Opposition to Requests for Designation of Certain Entities as Club and Military Recreation Station Call Sign Administrators." In this document, the ARRL objects to all four competing organizations' applications.

The League doesn't like W5YI-VEC because their tax-exempt status has not yet been issued. The League also objects to the fact that W5YI-VEC changed its corporate status from two divisions of the same company to two separate corporate entities, one of which is to be tax-exempt. I'm surprised that the ARRL used this flimsy objection, since it is similar to what they had to do, as publishers of license testing literature, when they wanted to start the ARRL-VEC (another time in the recent past when the

League tried and failed to block all other organizations from participation).

The ARRL doesn't like QCWA because it is a social club and, according to Newington, is organized for pleasure and recreation rather than education. The League also mentioned that it doubted the QCWA could handle the assignment of club call signs with a single employee.

The Southeastern Repeater Association is being blackballed by the boys in Connecticut because they filed their application by fax at a time when the FCC offices were closed for the evening. The League also states that a facsimile transmission does not constitute a legal signature, and that the SRA doesn't have the required 1% of all licensed amateurs as members.

The ARRL questions The National Amateur Radio Association's claimed membership of over 7,000 and its function as anything more than a very limited magazine publisher, subscription to which constitutes membership.

This move by the ARRL to block any other group from administrating any part of amateur radio is not new. Time and time again, the League has spent *your* dollars to fight *their own* personal battles and agenda. Only when the League is successful do the members hear about how the all-knowing and benevolent ARRL has wrought something wonderful. When the League fails at their power grabs (as in the case of the VEC program and the authorization bill that started this call sign administration program), the members are never informed.

I have been accused of being a League-basher. This is simply not the case. Most of the people who I come in contact with who work for the League are great folks. Really! The problem is the folks in charge. Remember, the fish always stinks from the head down. I'm sure that all the folks at the upper echelons of the ARRL are nice, law-abiding people who are kind to small children and puppies, say "please" and "thank you" and always remember their mothers on Mother's Day. I do not question the personal qualities of any individual. The organization as a whole has lost its way. They have stopped looking out for the interests of amateur radio and are now only concerned with the interests of the ARRL. Unfortunately, they long ago convinced themselves that the two are the same thing.

The ARRL must be accountable to the very people it claims to serve. I don't think any criticism I've ever leveled at the League has been ungrounded. I've received a lot of mail about my opinion of the ARRL, but never once has anyone presented evidence to show that I was wrong. My deepest hope is that, with the passing of the old guard, a new generation of hams will rise forth to reclaim a once-proud heritage.

Until that day arrives, a simple question remains: Since the ARRL claims to be "of, by and for the radio amateur," how come so much of their time and your money is spent on fighting for control of amateur radio instead of solving the problems of amateur radio?

73

PROPAGATION

Number 28 on your Feedback card

Jim Gray W1XU

Jim Gray W1XU
210 Chateau Circle
Payson AZ 85541

In general, the month of October is expected to provide GOOD propagation. The chart shows POOR days on the 14th, and from the 17th through the 20th. The remainder of the month will provide days trending around FAIR in both directions. October exhibits the usual fall conditions; that is, on the 10, 12, 15, and 17 meter bands, you should find some excellent conditions for worldwide DX on the days of the month marked GOOD. In particular, the higher the band, the more frequent north-south path openings; and the lower the band of this group, the more frequently you will find east-west openings. The higher bands will peak in the afternoon, following the sun westward from your location. Twenty meters will be your best DX band, with dawn to dark openings to almost every area of the globe.

Signals won't be quite as strong as they were earlier, in the peak of Cycle 22, but they will be very acceptable. On 10, 12, and 17 meters, you will find occasional F²-layer openings and sporadic E-layer openings where signals can peak for as long as a half hour and then suddenly disappear as the electron "cloud" drifts out of the skip range. The lower HF bands of 30 and 40 meters will exhibit some slightly different behavior. They will be your evening and nighttime bands, with DX to your east toward Europe peaking around midnight, and to the west toward Asia and the Pacific in the early morning hours around local dawn.

Thirty meters will close earlier for within-U.S. short-skip, and you should be able to work DX at local dusk. High absorption during the daytime in summer always limits skip contacts, but this month the absorption will be less and good daytime skip signals should occur on the GOOD days, with high levels. As always, thunderstorm activity will cause QRN, but that problem is expected to be much less in evidence now as we move toward winter conditions.

On 80 meters, you will find some good DX from evening to

dawn, very often to the Southern Hemisphere, and good daytime short skip in the absence of thunderstorm activity. For you top-banders, 160 meters will be best for the hours of the evening, peaking for DX around midnight and again at dawn. Also, nighttime short skip openings will be excellent on the GOOD—and even some FAIR—nights, out to about 2,000 miles or so.

As we've said before, keep your eyes and ears open on those days marked POOR, as other manifestations of a disturbed magnetic field may occur, such as hurricane-force winds, volcanic eruptions, "freak" weather, and even "quakes." Obviously, they won't always occur, and even when they do, it is difficult to determine where they will occur. Pay particular attention to 19th and 25th, and to a day on either side of these dates. Let me know how the forecasts work for you. W1XU

EASTERN UNITED STATES TO:

GMT:	00	02	04	06	08	10	12	14	16	18	20	22
ALASKA	-	20	-	-	-	20	20	-	-	-	-	-
ARGENTINA	20	-	-	-	-	-	-	-	-	10	10/15	15
AUSTRALIA	15	-	-	-	-	-	20	20	-	-	-	15
CANAL ZONE	15	20	20	40	40	-	20	20	10	10	10/15	10/15
ENGLAND	-	-	-	-	-	-	-	-	15	15	15	-
HAWAII	15	20	-	-	40	40	20	20	-	-	-	15
INDIA	-	-	-	-	-	-	20	20	-	-	-	-
JAPAN	-	20	-	-	20	20	-	-	-	-	-	-
MEXICO	15	20	20	40	40	-	20	20	10	10	10/15	10/15
PHILIPPINES	-	-	-	-	-	-	20	20	-	-	-	-
PUERTO RICO	15	20	20	40	40	-	20	20	10	10	10/15	10/15
SOUTH AFRICA	-	-	-	-	-	-	-	-	-	15	15	20
U.S.S.R.	-	-	-	-	-	-	-	-	20	20	20	-
WEST COAST	20	20/40	20/40	20/40	-	-	-	-	15	20/15	20/15	20

CENTRAL UNITED STATES TO:

ALASKA	15	20	-	-	-	-	-	15	-	-	-	15
ARGENTINA	15	20	20	40	-	-	-	-	-	-	10/15	15
AUSTRALIA	15/20	20	20	-	-	40*	40*	-	-	-	-	15/20
CANAL ZONE	20	20	40	-	-	-	-	15	15	15	15	15
ENGLAND	-	40*	40*	-	-	-	-	15	15	15	20	-
HAWAII	15	20	20	20/40	40	40	-	20	-	-	-	15
INDIA	-	-	-	-	-	-	-	20	-	-	-	-
JAPAN	15	20	-	-	-	-	-	15	-	-	-	15
MEXICO	20	20	40	-	-	-	-	15	15	15	10	15
PHILIPPINES	15	-	-	-	-	-	-	20	-	-	-	-
PUERTO RICO	20	20	40	-	-	-	-	15	15	15	10	15
SOUTH AFRICA	-	-	-	-	-	-	-	-	-	15	15/20	20
U.S.S.R.	-	-	-	-	-	-	-	20	15	20	-	-

WESTERN UNITED STATES TO:

ALASKA	15	15	20	20	20/40	-	-	-	-	-	-	15
ARGENTINA	15	20	40*	-	-	-	-	-	-	-	10/15	15
AUSTRALIA	15	20	20	-	-	-	40	-	-	20	-	15
CANAL ZONE	20	20	40/20	40/20	-	-	-	20	15	15	15	15
ENGLAND	-	-	-	-	-	-	-	-	-	20/15	20	20
HAWAII	20/15	20/15	40	40	40	40	-	20	-	20/15	20	15
INDIA	15	15	15	-	-	-	-	20	20	-	-	-
JAPAN	15	15	20	20	20/40	-	-	-	-	-	-	10
MEXICO	20	20	40/20	40/20	-	-	-	20	15	15	15	15
PHILIPPINES	15	15	20	20	40	40	-	-	15/20	20	-	15
PUERTO RICO	20	20	40/20	40/20	-	-	-	20	15	15	15	15
SOUTH AFRICA	20	-	-	-	-	-	-	-	-	15	-	-
U.S.S.R.	-	-	-	-	-	-	-	20	20	-	-	-
EAST COAST	20	20/40	20/40	20/40	-	-	-	-	15	20/15	20/15	20

*10-Meters possible on good days only

OCTOBER 1993

SUN	MON	TUE	WED	THU	FRI	SAT
					1 G	2 G
3 G	4 G	5 G-F	6 F	7 F	8 F	9 F
10 F-G	11 G	12 G-F	13 F-P	14 P	15 P-F	16 F-P
17 P	18 P	19 P	20 P	21 P-F	22 F	23 F
24 F-P	25 P	26 P-F	27 F	28 F-G	29 G	30 G
30 G						

"Dual Decode. Now that's a first!"

"Built-in VOX? Right!"

"Wow, a real Battery Voltage Readout!"


"Yaesu did it again!"

FEATURES	Yaesu FT-530	Kenwood TH-78A	Alinco DJ-580	Icom IC-W-21AT
Memory Channels	82	50	40	70
Slide-out Lithium Battery	YES	NO	NO	NO
Dual CTCSS Decoder	YES	NO	NO	YES
Battery Voltage Readout	YES	NO	NO	NO
Automatic CTCSS Tone Search	YES	NO	NO	NO
Transmit Battery Saver (Repeater & Simplex Operation)	YES	NO	NO	NO
Built-In Vox	YES	NO	NO	NO
One Touch Reverse Button	YES	NO	NO	NO
Dual In-Band Receive (V+V, U+U)	YES	YES	NO	YES
Programmable External Speaker Audio	YES	NO	NO	YES
Optional Digital Display Mic with "S" Meter	YES	NO	NO	NO
AM Aircraft Receive	YES	YES	YES	YES

The Best vs. "the rest."

FT-530 Dual Band Handheld

- **Frequency Coverage:**
2-Meter 130-174 MHz RX
144-148 MHz TX
70 cm 430-450 MHz RX/TX
- 4 TX Power levels:
w/FNB-25: 2.0, 1.5, 1.0, 0.5W
w/FNB-27: 5.0, 3.0, 1.5, 0.5W
- DTMF Paging and Coded Squelch
- AOT - Auto On-Timer with built-in clock and alarm functions
- IBS - Intelligent Band Select (provides automatic TX band select on scan stop)
- Backlit keypad and display with time delay
- Built-in cross-band repeat function
- APO - Automatic Power Off
- 5 Watts output w/ FNB-27 battery or 12 VDC
- 2 VFO's for each band
- **Accessories:**
NC-42 1-Hour Desk Charger
FNB-25 600 mAh Battery (2 watt)
FNB-26 1000 mAh Battery (2 watt)
FNB-27 600 mAh Battery (5 watt)
FBA-12 6 AA Cell Holder
CSC-56 Vinyl Case w/ FNB-25
CSC-58 Vinyl Case w/ FNB-26/27
E-DC-5B 12 VDC Adaptor
YH-2 Headset for VOX
MH-12A2B Speaker Mic
MH-18A2B Lapel Speaker Mic
MH-19A2B Mini Earpiece Mic
MH-29A2B LCD Display Mic with Remote Functions
MMB-54 Mobile Mounting Hanger



No other dual band handheld beats the FT-530 on features for performance and ease of use. With the largest backlit keypad available, 82 memories, exclusive Dual CTCSS Decode and AM Aircraft Receive, the FT-530 is simply the best value there is.

Compare for yourself, then forget "the rest." See your dealer for the best dual band handheld you can buy. The FT-530.

YAESU
Performance without compromise.SM

KENWOOD

...pacesetter in Amateur Radio

Venture

A new realm in HF communications

Offering superb TX/RX performance plus exceptional signal purity, Kenwood's TS-950SDX establishes a new benchmark for HF communications.

- Built-in DSP (digital signal processor)
- Dedicated Power MOS FET final section
- User-friendly menu system
- Automatic antenna tuner built-in
- AIP (Advanced Intercept Point) system
- Ultra-fine (1Hz) tuning

• Super stability with reliability

The Power MOS FET final section is conservatively rated at 150W (40W in AM mode). This increases reliability and lowers distortion.

• Wideband general coverage receiver

The TS-950SDX covers all Amateur bands from 160 to 10 meters. The receiver covers 100kHz to 30MHz.

• 100 memory channels with multi-scan functions

Enabling independent storage of TX and RX parameters, the 100 memory channels may be scanned with such conveniences as programmable memory channel lock-out and continuous control of scan speed.

• Built-in DSP

The digital signal processor replaces conventional analog circuitry for processing the TX signal in the SSB, CW, AM, FSK modes. Reception is also enhanced: digital PSN detection and digital audio filtering help to eliminate interference and improve audio quality.

• Power MOS FET final section

The TS-950SDX ranks as the first Amateur Radio transceiver to feature an FET final section. Superior linearity results in greatly improved TX performance.

• Dual-frequency receive

The TS-950SDX can simultaneously receive two frequencies within 1MHz of each other. To facilitate split-frequency operations, front panel controls include M/S (main/sub) select and an RX + SUB key for instantly swapping the two frequencies. A 500Hz CW filter is included in the sub receiver.



TS-950SDX

HF Transceiver

KENWOOD COMMUNICATIONS CORPORATION
AMATEUR RADIO PRODUCTS GROUP
P.O. BOX 22745, 2201 E. Dominguez Street
Long Beach, CA 90801-5745

KENWOOD ELECTRONICS CANADA INC.
6070 Kestrel Road, Mississauga, Ontario, Canada L5T 1S8
93ARD-0623