

73 Amateur Radio Today

APRIL 1992
ISSUE #379
USA \$2.95
CAN \$3.95

A WGE Publication
International Edition

Special Antenna Issue

Build These Great Antenna Projects

Monoband Yagi
Plumber's Delight
Flower Pot Special
Arrow Antenna

73 Reviews

AOR AR3000
Easy-PC Software
Heil Microphones



0 74820 08725 1

6 Reasons why build your system



IC-725 HF Transceiver

PS-55 Power Supply

IC-2KL Linear Amplifier

IC-475 UHF Transceiver
IC-275 VHF Transceiver

The IC-725 system above is just one example of how you can build your system.

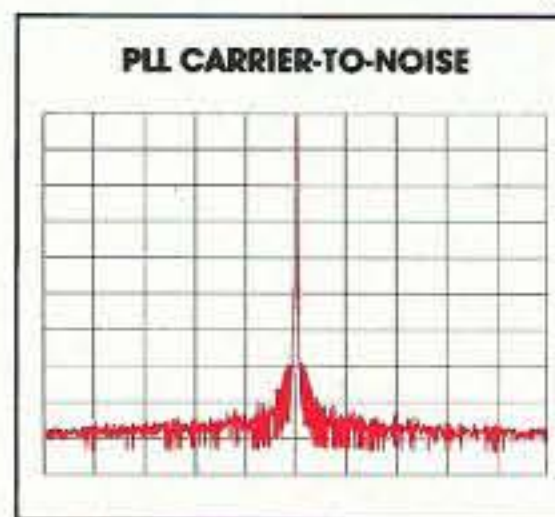
"Don't just buy a radio. Build a system." Experienced ham operators have been giving this advice for a long time. As you build your station, you don't want "stand alone" rigs that cannot integrate with the rest of your equipment. You can avoid serious disappointments in the future by comparing compatibility, performance, reliability and service *before* you purchase each component of your system.

1 A HIGHER LEVEL OF PERFORMANCE

If you have ever made a weak signal QSO, had it fade out, then dialed the same frequency on an ICOM transceiver and found a strong, clear signal... you're already aware of ICOM's superior performance.

We have devoted three decades of research and design to ensure that our transceivers consistently meet or exceed your critical expectations. Our engineers have achieved a balance of dynamic range, selectivity and sensitivity thought unobtainable a few years ago. Their development of

the ICOM DDS System, with an extremely low carrier-to-noise ratio, has resulted in loud and clear transmissions and the ultimate in HF receiver performance.



2 DESIGNED FOR COMPATIBILITY

It has been said many times, "Once you learn to operate one ICOM radio, every other ICOM is a snap to pick up." This is especially helpful as you upgrade or when you operate two or more transceivers simultaneously.

Even more important is the interchangeable, system design of ICOM equipment. This allows the integrated operation of your HF, VHF, UHF, antenna tuner, power amplifier, microphone and even your PC.

3 RELIABILITY YOU CAN COUNT ON

Ever wonder why you rarely see an ICOM radio at a swap meet? A remarkable majority of ICOM transceivers made in the last fifteen years are still making contacts in ham shacks around the world.

ICOM's outstanding reputation for reliability is a result of our integrity of construction. We use only the highest quality components and do not skimp on important details (i.e. heavy duty front panels and one-piece heat sinks).

When you compare a transceiver's value over several year's time, it is well worth buying the best.

4 CUSTOMER SERVICE THAT WILL KEEP YOU ON THE AIR

ICOM serves you regionally with four factory service centers. We provide a Customer Service Hotline for technical support and answers to your many

HF SYSTEMS

Why you should start with Icom.



questions. ICOM averages 7 to 10 days turn-around on radio servicing. And we still carry complete lines of parts for radios built years ago. Can other manufacturers compare to ICOM's service?

6 THE MORE YOU LEARN THE MORE YOU WILL WANT AN ICOM

Ask experienced amateurs what they look for in a transceiver. Learn which features and performance characteristics are essential to quality operation and which are not. Notice which brands are winning all of the contests and DX competitions around the world. The more you learn, the more distinct advantages you will see in ICOM's quality, performance, compatibility and reliability.



At ICOM, our heritage is built on amateur radio. We are dedicated to its growth and progress. Our company is comprised of over 90% licensed amateurs and we collectively strive to make ICOM equipment the benchmark to which all others are compared.

Simply, the best.

FOR MORE INFORMATION:

See your ICOM Dealer or call the ICOM Brochure Hotline 1-800-999-9877.

ICOM America, Inc., 2380-116th Ave. N.E.
Bellevue, Washington 98004
Customer Service Hotline (206) 454-7619

All stated specifications are subject to change without notice or obligation. All ICOM radios significantly exceed FCC regulations limiting spurious emissions. 6R292



ICOM


Simply the Best®

CIRCLE 179 ON READER SERVICE CARD

THE DIAMOND ANTENNA THE STANDARD BY WHICH ALL OTHERS ARE JUDGED.

**DIAMOND
ANTENNA**

BASE/REPEATER ANTENNAS



X series

X-500HNA DUAL-BAND REPEATER VERSION

X-500NA DUAL-BAND REPEATER VERSION

X-200A DUAL-BAND REPEATER VERSION

X-50A DUAL-BAND REPEATER VERSION

PART #	FREQ	GAIN(dB)	PWR(W)	LENGTH(FT)	CONNECTOR	WIND RATING	ELEMENT PHASING
X-500HNA	2m/70cm	8.3/11.7	200	17.2	N	90	2m:3-5/8λ, 70cm:8-5/8λ
X-500NA	2m/70cm	8.3/11.7	200	17.2	N	90	2m:3-5/8λ, 70cm:8-5/8λ
X-200A	2m/70cm	6.0/8.0	200	8.3	UHF	112.5	2m:2-5/8λ, 70cm:4-5/8λ
X-50A	2m/70cm	4.5/7.2	200	5.6	UHF	135	2m:6/8λ, 70cm:3-5/8λ

U series VHF/UHF MULTIBAND

U-5000A

PART #	FREQ	GAIN(dB)	PWR(W)	LENGTH(FT)	CONNECTOR	WIND RATING	ELEMENT PHASING
U-300A	70cm/23cm	8.6/13.2	150	8.3	N	110	70cm:4-5/8λ, 23cm:10-5/8λ
U-5000A	2m/70cm /23cm	4.5/8.3 /11.7	150	6.0	N	135	2m:6/8λ, 70cm:3-5/8λ, 23cm:7-5/8λ

F series VHF/UHF MONOBAND

F-23A

PART #	FREQ	GAIN(dB)	PWR(W)	LENGTH(FT)	CONNECTOR	WIND RATING	ELEMENT PHASING
DP-GH62	6m	6.0	200	21.0	UHF	78	2-5/8λ
F-22A	2m	6.7	200	10.5	UHF	112	2-7/8λ
F-23A	2m	7.8	200	15.0	UHF	90	3-5/8λ
F-142A	1 1/4m	5.5	200	6.0	UHF	110	2-5/8λ
F-718A	70cm	11.5	250	15.0	N	90	18-1/2λ
F-1230A	23cm	13.5	100	10.5	N	90	25-1/2λ

*F-718L:420~430MHz,F-718J:430~440MHz

FEATURES

- WIDE-BAND performance
- VSWR 1.5:1(nom.)
- Factory adjusted, no tuning required
- Weatherproof
- Stainless steel radials & hardware
- UPS shippable
- Rugged fiberglass radome(DP-GH62 thick-wall aluminum)
- Wind speed ratings in excess of 90MPH



RF PARTS

1320-16 Grand Avenue
San Marcos, CA 92069

THE TEAM

PUBLISHER/EDITOR
Wayne Green W2NSD/1

ASSOCIATE PUBLISHER
David Cassidy N1GPH

MANAGING EDITOR
Bill Brown WB8ELK

PRODUCTION EDITOR
Hope Currier

EDITORIAL ASSOCIATES
Sue Jewell
Joyce Sawtelle

CONTRIBUTING EDITORS
Mike Bryce WB8VGE
David Cowhig WA1LBP
Michael Geier KB1UM
Jim Gray W1XU/7
Chuck Houghton WB6IGP
Arnie Johnson N1BAC
Dr. Marc Leavey WA3AJR
Andy MacAllister WA5ZIB
Joe Moell K0OV
Carole Perry WB2MGP

ADVERTISING SALES REPRESENTATIVES
Dan Harper
Louise O'Sullivan

ADVERTISING COORDINATOR
Sue Colbert

1-603-525-4201
1-800-225-5083
FAX (603) 525-4423

PRODUCTION MANAGER
Viki Van Valen

GRAPHIC DESIGN
Rachel Timper

GRAPHIC SERVICES
Ruth Benedict
Dale Williams
Theresa Verville

TYPESETTING
Linda Drew
Steve Jewett

GRAPHICS PHOTOGRAPHER
Dan Croteau

WGE PUBLISHING INC.

CHIEF FINANCIAL OFFICER
Tim Pelkey

CIRCULATION MANAGER
Harvey Chandler

To subscribe: 1-800-289-0388

Editorial Offices
WGE Center
Forest Road, Hancock NH 03449
603-525-4201, FAX (603) 525-4423

Subscription Services
1-800-289-0388

Colorado/Foreign Subscribers
call 1-303-447-9330

Wayne Green Enterprises is a division
of International Data Group.

Reprints: The first copy of an article
\$3.00 (each additional copy—\$1.50).
Write to 73 Amateur Radio Magazine,
WGE Center, Forest Road, Hancock,
NH 03449.

73 Amateur Radio Today

APRIL 1992
Issue #379

TABLE OF CONTENTS

FEATURES

- 10 The Arrow Antenna**
Hit the bull's-eye with this portable
VHF sharp shooter.
..... KA0VFF/N0IMW
- 16 The Plumber's Delight**
A new look for the J-pole!
..... KB6EPO
- 18 The Flower Pot Special**
Plant your antenna! N1GPH
- 22 The Rock Bender QRP
Transmitter**
Win QSOs and influence
crystals..... WI5W
- 30 Monoband Yagi for 20 Meters**
More dBs for the buck. AB4GX
- 36 The SAM1 Transverter**
For the challenge of
LF/VLF..... WD4PLI

Cover: "Little Hamshack on the Prairie."
The VHF/UHF contest station of Pete Sias
WB0DRL in Salina, Kansas.
Pete has a 28-foot dish on a 5-inch gun
mount for 1296 MHz and antenna
arrays for 6m-1296 MHz.
Cover photo by Pete Sias WB0DRL.



Plant your antenna... see page 18.

REVIEWS

- 28 Heil HM-10 Dual and BM-10
Boomset Microphones**
Experience the world of hi-fi
audio. N1GPH
- 48 The EASY-PC PCB Layout
Program**
An easy way to produce camera-
ready PC board artwork. .. WB6P
- 58 The AOR AR3000
Communications Receiver**
Continuous coverage from 100
kHz to 2036 MHz in a three-pound
package..... N3BAH

DEPARTMENTS

- 82 Above and Beyond
88 Ad Index
86 Ask Kaboom
52 ATV
100 Barter 'n' Buy
71,77 Circuits
55 Dealer Directory
17 Feedback Index
78 Ham Help
64 Hams with Class
76 Hamsats
66 Homing In
8 Letters
4 Never Say Die
70 New Products
98 Propagation
80 QRP
7 QRX
98 Random Output
78 RTTY Loop
94 73 International
74 Special Events
102 Uncle Wayne's
Bookshelf
75 Updates

FEEDBACK... FEEDBACK!

It's like being there—right
here in our offices! How?
Just take advantage of our
FEEDBACK card on page
17. You'll notice a feedback
number at the beginning of
each article and column.
We'd like you to rate what
you read so that we can
print what types of things
you like best. And then
we will draw one Feedback
card each month for a free
subscription to 73.

FB

Editorial Offices
WGE Center
Hancock NH 03449
phone: 603-525-4201

Advertising Offices
WGE Center
Hancock NH 03449
phone: 800-225-5083

Circulation Offices
WGE Center
Hancock NH 03449
phone: 603-525-4201

Manuscripts Contributions in the form of manuscripts with drawings and/or photographs are welcome and will be considered for possible publication. We can assume no responsibility for loss or damage to any material. Please enclose a stamped, self-addressed envelope with each submission. Payment for the use of any unsolicited material will be made upon publication. A premium will be paid for accepted articles that have been submitted electronically (CompuServe ppn 70310.775 or MCI Mail "WGPUB" or GEnie address "MAG73") or on disk as an IBM-compatible ASCII file. You can also contact us at the 73 BBS at (603) 525-4438, 300 or 1200 baud, 8 data bits, no parity, one stop bit. All contributions should be directed to the 73 editorial offices. "How to Write for 73" guidelines are available upon request. US citizens must include their social security number with submitted manuscripts.

73 Amateur Radio Today (ISSN 1052-2522) is published monthly by WGE Publishing, Inc., WGE Center, Forest Road, Hancock, New Hampshire 03449. Entire contents ©1992 by WGE Publishing, Inc. No part of this publication may be reproduced without written permission from the publisher. For Subscription Services write 73 Amateur Radio Today, PO Box 58866, Boulder, CO 80322-8866, or call 1-800-289-0388. In CO call 1-303-447-9330. The subscription rate is: one year \$24.97; two years \$39.97. Additional postage for Canada is \$7.00 and for other foreign countries, \$19.00 surface and \$37.00 airmail per year. All foreign orders must be accompanied by payment in US funds. Second class postage paid at Hancock, New Hampshire, and at additional mailing offices. Canadian second class mail registration number 9566. Canadian GST Registration #125393314. Microfilm Edition—University Microfilm, Ann Arbor, MI 48106. Postmaster: send address changes to 73 Amateur Radio Today, PO Box 58866, Boulder, CO 80322-8866.

Audit Bureau of Circulations (ABC) membership applied for.

Contract: By being so nosy as to read this fine print, you have just entered into a binding agreement with 73 Amateur Radio Today. You are hereby obligated to do something nice for a ham friend—buy him a subscription to 73. What? All of your ham friends are already subscribers? Donate a subscription to your local school library.

NEVER SAY DIE

Wayne Green W2NSD/1



How About Dayton?

We hams are attracted to Dayton every spring like lemmings to a cliff. It's an urge we can't explain. It's an ultimate wallow in the latest equipment... in the world's largest ham flea market... and a yearly gathering for each of the dozens of special interests which all together go to make up this weird hobby we call ham radio.

It's a place to meet and talk about MARS, microwaves, slow-scan, packet, amateur TV, meteor bounce, DX-ing, contesting, certificate hunting, RTTY, AMTOR. It's a place to see old friends again. It's a time to say hello to me and tell me you've been reading my baloney since my CQ days 37 years ago. Or do I remember meeting you at the airport in Karachi in 1959? Or that you've got my KC4AF card from Navassa in 1958.

It's a time to see what AEA has been up to in their labs... to see what Bob Heil has for you this year... to see the faces behind the ads... to meet and talk with our ham entrepreneurs... to look over Ramsey's new kits... to see MFJ's latest gear... to shop for software bargains and computer accessories. It's a madhouse. It's a fun-house... and the barbecue sandwiches are fabulous. It starts April 24th... will I be seeing you there?

As I mentioned last month, I've been wondering what I might talk about this year. My work with the New Hampshire Economic Development Commission has not just taken a lot of my time, it's forced me to give a lot of thought to what's been going on in America, not just in amateur radio or the music business. It's gotten me to think about how things have been changing and where it looks like they're going. It's had me polishing my crystal ball.

The Commission has been meeting every three or four weeks up in the state capitol in Concord. Despite my getting to the Consumer Electronic Show in Las Vegas in January and to the 17th Annual Ham Colloquium in Aspen (where the skiing was superb as Jim Brink N4NG and I zoomed down the well-groomed intermediate trails, while Chuck KO1I and Eric KV1J tackled the double diamond trails, finally landing Chuck in the hospital after a spectacular wipe-out).

The skiing was fun, but the confer-

ences were serious. We particularly discussed the possible future of our hobby. With the old reasons for our being allowed to use our frequencies no longer valid, we agreed that either amateur radio had to reinvent itself or it would be pushed aside by commercial interests exploiting new technologies.

Some of us old-timers remember when new technologies were pioneered by hams. I remember talking with a young Jack Babkes W2GDG in his apartment in Brooklyn in 1946 about his narrowband FM concept. I quickly built an NBFM modulator into my Meissner Signal Shifter for use on 75m and another into an SCR-274N (ARC-5) for use on 20m.

I remember building my first RTTY unit in 1949. It had over a dozen tubes and filled a 2' 19" rack panel. It had auto-start and stop, automatic acknowledgment of message receipt, and so on. The teletype was an old Model 12 I bought from John Williams W2BFD, the father of ham RTTY.

John was a tinkerer. He built one of the very first telephone answering machines, which Ma Bell hated. He used a 78 record player to answer the phone and then recorded the messages on a wire recorder. All automatic. He also upset the FBI by building tiny transmitters which the Syrians used to bug the Israeli consular limousines.

Yes, there was a time when we more than paid our dues for the frequencies we were using. This investment really paid off the best during WWII when 80% of us went into the armed forces as radio ops and electronic technicians. My *USS Drum* crew reunion is just a week after Dayton this year. Amateurs contributed very significantly to our winning the war.

But that's a far cry from today. Our hobby ground almost to a halt in 1964 and has never really recovered. We did contribute in the early '70s when we pioneered repeaters and thus made cellular telephones possible. Would that have happened if I hadn't pushed repeaters so hard in '73, with the *Repeater Bulletin*, and with symposiums? I don't think so, but then perhaps I'm exaggerating my part in all that... another old man's fantasy.

We no longer contribute technically trained people for possible use in the military. Our frequencies are no longer needed as a reserve for wartime use by

the military. We no longer are at the cutting edge of technology. We are no longer doing much pioneering of new communication modes. Even our vaunted emergency communications services have faded. And let's not even pretend about international goodwill.

So we need to reinvent amateur radio and make it relevant in the 1990s. We haven't got a lot to start with. Some of our bands sound worse than anything I've ever heard on CB. Many of our clubs are run by old-timers who discourage newcomers. Ninety-nine percent of our school radio clubs disappeared in the '60s, so few modern-day kids have even heard of our hobby, much less are attracted to it.

Our only real national organization is in the hands of old CW men, few with any background in business or marketing. They fought the no-code license for years until finally forced to grudgingly accept it. They've promised more wonders than George Bush, and delivered nothing. They've let our bands turn into a mess. They've done almost nothing to promote our growth. Just as Washington is the seat of our country's problems, I see Newington as the heart of our sickness.

The Reinvention

Okay, I've gloomed and doomed you... now let's look at some of our potential strengths. We know that if America is going to regain its strength in manufacturing we're going to have to have a better educated work force. We also know that today that means technology, not doctors of philosophy. Well, we've got one of the hottest high-tech hobbies in the world.

With a little cleaning up and some serious marketing, we can get kids by the millions interested in learning about electronics and communications. They'll do it because it's fun! Unless we lose our microwave bands through disuse, we have more than enough room for 10 million new hams.

Once we get going with digital voice and computer communications, complete with time domain systems and data compacting techniques, we'll have plenty of room for everyone. But this stuff is child's play and we've been freezing out the children. When solid state came along I tried to publish every article I could get on it. The old-timers, still fondling their tubes, hated

it. My articles were almost all written by kids.

When I started publishing computer circuits in the mid-'70s, my authors were kids. When I published *Byte* in 1975, my authors were mostly kids.

By getting rid of the kids in amateur radio 30 years ago we've managed to keep ourselves in a time warp. The League is still running its old CW traffic system... though there is a move afoot to update their name. Where did the "Relay League" come from? Well, in the very old days spark rigs couldn't be heard very far, so when the old-timers wanted to send messages any distance they had to be painstakingly relayed from one spark station to the next. Not much has changed in that aspect of the hobby. They're still busy copying messages and rekeying them over traffic nets. I wonder if echoes of W3CUL still haunt the 80m nets. She relayed millions of messages over the years.

I think it was around 1954 that I set up a RTTY station in a store on 42nd Street to handle Christmas messages to our troops. From there we sent them on 2m to relay stations on Long Island and then to our military in Europe. I made the "Brass Pounder's League" (BPL) in QST for a month with our traffic... without ever touching brass.

If we can bring the ARRL into the 1990s and get it going as an amateur radio marketing organization, we'll be well worth whatever billions of dollars in frequencies we need. We need to get kids by the millions enthused and busy learning about electronics and communications. We need to make it fun to learn.

Of course, that's the heart of the proposals I've made to the New Hampshire Economic Development Commission. I want to re-invent the New Hampshire educational system and turn it into a way for us to generate a high-tech work force. Remember, our present educational system was designed to turn out farmers and blue-collar factory workers, not engineers, technicians and scientists.

Are you going to be a passive bystander in all this or are you going to get busy and start making things happen in your area? Are you a "Joe Six-Pack" who doesn't read books or newspapers, doesn't vote and contributes nothing much to the world or America? Are you a couch potato? You know, it's surprisingly easy to make a difference.

Of course there's a danger here too. A pathetically high percentage of our activists are emotionally driven by some cause. They make a lot of noise and get on the evening news. Then, a while later, we find that their lack of knowledge about their cause has screwed things up for us.

We've had some excessively expensive legislation forced through by acid rain fanatics... and now we find their "facts" were wrong. If you've been reading the science magazines you know that our worries over automobile emissions have been way off-base.

Continued on page 90

TS-450S

All This and More!

Building on a proven performer, Kenwood continues its H.F. superiority with the new TS-450S! No other compact H.F. transceiver can offer you all the features of the popular TS-440S plus an impressive new set of deluxe features designed to give you that "Kenwood Edge" in H.F. operations.

- 100 Watts on all nine Amateur bands — SSB, CW, FM, FSK modes.
- General coverage receiver. 150kHz-30MHz.
- 108 dB Dynamic Range with Advanced Intercept Point (AIP).
- 100% Duty Cycle Transmitter allows continuous transmission (Key Down) at full power output for periods up to one hour with PS-53 heavy duty power supply.
- Direct Digital Synthesizer (DDS) allows fine-tuning in 1 Hz steps.
- Digital Signal Processor (optional) DSP-100, another Kenwood exclusive!
- New CW REVERSE MODE and PITCH CONTROL.
- Primary Function Control.
- Selectable IF Filter with Memory.
- Transceiver-to-Transceiver Data Transfer.
- IF Shift.
- Special circuit design, including Triple Conversion.
- 100 Memory Channels.
- New Ten-Key "Telephone Pad" Layout.
- Digital Bar Meter and Multi-function Display.
- Internal Automatic Antenna Tuner (optional).
- Three Scan Modes.
- Switchable AGC (slow/fast) Circuit. Front Panel VOX Control All-Mode Squelch Circuit.




KENWOOD

... Pacesetter in Amateur Radio

KENWOOD U.S.A. CORPORATION, Communications and Test Equipment Group, P.O. Box 22745, 2201 E. Dominguez Street, Long Beach, CA 90801-5745
 KENWOOD ELECTRONICS CANADA, P.O. Box 1075, 959 Gana Court, Mississauga, Ontario, Canada L4T 4C2

Kenwood meets or exceeds all specifications. Contact your dealer for a complete listing of specifications and accessories. Specifications are subject to change without notice. Complete service manuals are available for all Kenwood transceivers and most accessories. One year warranty in the U.S.A. only.

KENWOOD



Double Header!

TH-77A

Compact 2m/70cm Dual Band HT

Here's a radio that deserves a double-take! The TH-77A is a feature-packed dual band radio compressed into an HT package. The accessories are compatible with our TH-75, TH-25, and TH-26 Series radios. Repeater and remote base users will appreciate the DTMF memory that can store *all* of the DTMF characters (*, #, A, B, C, and D) that are usually required for repeater functions!

- **Wide band receiver coverage.** 136-165 (118-165 [AM mode 118-136] MHz after modification) and 438-449.995 MHz. TX on Amateur bands only. (Two meter section is modifiable for MARS/CAP. Permits required.)
- **Dual receive/dual LCD display.** Separate volume and squelch controls for each band. Audio output can be mixed or separated by using an external speaker.

- **Cross band repeat function.**
- **Dual Tone Squelch System (DTSS).** Uses standard DTMF to open squelch.
- **CTCSS encode/decode built-in.**
- **Forty-two memory channels.** All channels odd split capable.
- **DTMF memory/autodialer.** Ten 15-digit codes can be stored.
- **Direct keyboard frequency entry.** The rotary dial can also be used to select memory, frequency, frequency step, CTCSS, and scan direction.
- **Multi-function, dual scanning.** Time or carrier operated channel or band scanning.
- **Frequency step selectable for quick QSY.** Choose from 5, 10, 12.5, 15, 20, or 25 kHz steps.
- **Two watts (1.5 W on UHF) with supplied battery pack.** Five watts output with PB-8 battery pack or 13.8 volts. Low power is 500 mW.
- **DC direct-in operation** from 6.3-16 VDC with the PG-2W.
- **T-Alert with elapsed time indicator.**
- **Automatic repeater offset on 2 m.**
- **Battery-saving features.** Auto battery saver, auto power off function, and economy power mode.

- **Supplied accessories:** Flex antenna, PB-6 battery pack (7.2 V, 600 mAH), wall charger, belt hook, wrist strap, keyboard cover.

- **Optional accessories:**
 - **BC-10:** Compact charger
 - **BC-11:** Rapid charger
 - **BH-6:** Swivel mount
 - **BT-6:** AAA battery case
 - **DC-1/PG-2V:** DC adapter
 - **DC-4:** Mobile charger for PB-10
 - **DC-5:** Mobile charger for PB-6, 7, 9
 - **PB-5:** 7.2 V, 200 mAh NiCd pack for 2.5 W output
 - **PB-6:** 7.2 V, 600 mAh NiCd pack
 - **PB-7:** 7.2 V, 1100 mAh NiCd pack
 - **PB-8:** 12 V, 600 mAh NiCd for 5 W output
 - **PB-9:** 7.2 V, 600 mAh NiCd with built-in charger
 - **PB-11:** 12 V, 600 mAh OR 6 V, 1200 mAh, for 5 W OR 2 W
 - **HMC-2:** Headset with VOX and PTT
 - **PG-2W:** DC cable w/fuse
 - **PG-3F:** DC cable with filter and cigarette lighter plug
 - **SC-28, 29:** Soft case
 - **SMC-30/31:** Speaker mics.
 - **SMC-33:** Speaker mic. w/remote control
 - **WR-1:** Water resistant bag.

KENWOOD U.S.A. CORPORATION
COMMUNICATIONS & TEST EQUIPMENT GROUP
P.O. BOX 22745, 2201 E. Dominguez Street
Long Beach, CA 90801-5745
KENWOOD ELECTRONICS CANADA INC.
P.O. BOX 1075, 959 Gana Court
Mississauga, Ontario, Canada L4T 4C2

KENWOOD

...pacesetter in Amateur Radio

QRX . . .

Mir News

On 17 March at 10:22 UTC a Soyuz module will lift off to take the next pair of Soviet replacement cosmonauts, plus a visiting German cosmonaut to *Mir*.

They should dock at 11:30 UTC on 19 March. All three have amateur radio callsigns, and the DL call will be either DP1MIR or DP2MIR. They will use 145.550 MHz simplex FM speech and packet radio as usual, plus a connected onboard digital speech system acting as a "repeater," which will listen for one minute and then replay the content back for one minute.

Sergei U5MIR, Alex U4MIR, and the visitor will return to Earth around 25/26 March, and UA3CR is suggesting to RSF that for posterity they retain their callsigns for terrestrial use, rather in the way that Ernst Krenkel UP0L2 did his. *TNX G3IOR, PA0DLO, W2RS, via Space News.*

Olympic Restrictions

The French pulled the plug on a part of the 2 meter band during the Olympic Games, and this move may possibly have a serious negative impact at the World Administrative Radio Conference and on other fronts as well.

According to DB2OS, a special bulletin from the REF (the French national radio society) states that during the 1992 Olympic Winter Games in Albertville, the 2 meter frequencies of 144.000-144.050 and 145.950-146.000 MHz were completely occupied by team members and service teams of some of the Winter Olympic Games' participating nations.

During all of February, any activity from ham stations in the French Departments of Ain, Haute-Savoie, Isere and Savoie were forbidden by order of the DRG and the amateur allocation in the sections of the 2 meter band listed above was suspended. The DRG (Direction de la Reglementation Generale) also noted that any violation of this regulation would have negative consequences between the DRG and the REF in future discussions.

According to DB2OS, this was far more than a national affair, as it was a violation by the DRG against the internationally accepted highly sensitive EME band and the equally delicate exclusive allocation for the Amateur Satellite Service, of which 145.95 MHz to 146.00 MHz are a major part. Such an action damages highly important activities internationally. DB2OS believes that this may be a reaction to criticism leveled at the French radio administration over the "SARA" amateur astronomy satellite improperly given an assignment in the Amateur Satellite Service. Nevertheless, DB2OS feels that a formal protest of this "flagrant action" by AMSAT, ARRL and the overall International

Amateur Radio Union would seem to be in order. *TNX G3IOR, AMSAT-NA and Westlink Report No. 619.*



Photo. The massive 180-foot-tall Earthwinds balloon prepares for flight during the last launch attempt on February 22. Photo by Jon Pifer W8BW.

Earthwinds Delayed

The launch of the Earthwinds manned balloon flight has been delayed until next November. This flight will take three balloonists on a record-breaking non-stop journey around the world, while traveling with the jet stream at 35,000 feet in a pressurized gondola. They almost launched the massive two-balloon system early Saturday morning, February 22, from the Loral Airbase in Akron, Ohio. Unfortunately, the wind speed at ground level never became calm enough to completely assemble and launch the balloon system. The 180-foot-tall balloon is capable of lifting in excess of 20,000 pounds and contains over 300,000 cubic feet of helium.

Jet stream conditions as well as the weather around the world are not favorable for the flight after February. Therefore, the decision was made to delay the trip until next November when worldwide weather conditions give the crew their best chance at a successful circumnavigation of the globe.

The pilot of the balloon, Larry Newman KB7JGM, will activate the amateur radio experiment during the flight on a frequency of 28.303 MHz. Thanks to the efforts of Bob Rau N8IYD, Jud Nichols N8RXT, and Bill Brown WB8ELK, a voice telemetry system was designed to relay the balloon's latitude, longitude and ground speed, based on data obtained from the onboard GPS (Global Positioning Satellite) system. It will transmit the information at 15, 30, 45 and 55 minutes

past each hour during the flight. Special thanks go to Mike Mouser, Jerry Knight and Loney Duncan of Rockwell International who integrated the telemetry package with the gondola's HF radio.

Antenna Patent

Ham-Pro Antennas of Sacramento, California, was recently granted patent #5,068,672 for the first major improvement in antenna matching in the past 50 years! The improved method of feeding antennas is called the balanced double gamma feed system.

The new invention feeds both sides of a grounded dipole through a non-frequency-sensitive balun which is part of the new feed loop. This balun is not obvious by examination, nor is it external. This loop is in series with the dipole. Its reactance is opposite that of the dipole, resulting in more than twice the best VSWR bandwidth found in conventional feeding methods.

Besides wider VSWR bandwidth, random radiation from the feed is eliminated, so forward gain is increased, and the front-to-side, as well as the front-to-back, ratios are greatly improved.

TVI and EMI are also reduced. Harmonic radiation is down at least 30 dB. The very wide VSWR bandwidth makes it possible for the company to factory-tune their antennas, so no tuning of the feed is necessary. In fact, all their antennas are pre-tuned, weather-proofed, and sealed at the factory after VSWR tests.

Ham-Pro manufactures a complete line of amateur monobanders using this patented system. More information may be obtained by contacting Peter Onnigian at Ham-Pro, 6199 Warehouse Way, Sacramento CA 95826; (800) 879-7569.

The Greening of 73

Subscribers will notice that starting with this issue, *73 Amateur Radio Today* will be arriving without the plastic wrapping (called a "polybag"). After researching the matter, we decided that the minimal protection offered by the polybag did not justify the negative environmental impact of its use. We hope our readers will support this move toward a "greener" planet.

TNX . . .

. . . to all our contributors! You can reach us by phone at (603) 525-4201, or by mail at *73 Magazine*, Forest Rd., Hancock NH 03449. Or get in touch with us on CompuServe ppn 70310,775; MCI Mail "WGEPUB"; or the 73 BBS at (603) 525-4438 (300-2400 bps), 8 data bits, no parity, one stop bit. You can also send news items by FAX at (603) 525-4423.

LETTERS

From the Hamshack

Denis Catalano WD4KXB, Woodbridge VA Wayne is always saying, "go do it"—go on a DXpedition. So we did. KJ4VG and I drove 22 hours to put Zone 2 on the air during the C&WW phone contest. We made over 3,000 QSOs, and loved it.

John Wiesenmeyer NX0T, ex-WN9HFA, WA9PLV, Divernon IL All of the editorials in the December 1991 issue of *73 Amateur Radio Today* are worthy of note. Since you don't have much time to read lots of trivial fan mail, I'll get to the item of singular importance.

Your mention of the FCC establishing some sort of fee to allow the handling of requested callsigns is a SPECTACULAR IDEA!!! Sir, this callsign business, from where I view the matter, has become a deplorable situation. Who would ever have dreamed our callsign system could become such a hodge-podge mess? Dr. Green, I'd pay CONSIDERABLY MORE THAN FIFTY DOLLARS to get rid of my present idiotic callsign, in exchange for WA9HFA, (never issued, by the way), which I would have received had I upgraded from Novice (WN9HFA) before my ticket expired in 1964. If not that, ANY traditional W9 or WA9 callsign.

Any muscle you can throw at this effort would seem a great service to our hobby. I would pay PLENTY, whatever the FCC wants, to allow me to again hold a traditional ham callsign. I wouldn't bat an eye to spend several hundred dollars to unload this bogus callsign of NX0T, either up-front or as bribe money. Wouldn't matter to me one way or the other. And you would be surprised, sir: I'm far from being the Lone Ranger with this view, as you surely realize as well. 300,000 hams furnishing a \$100 application for a special callsign request would net the FCC no less than THIRTY MILLION DOLLARS. If they can't issue special request callsigns with that sort of revenue, then there is something seriously wrong with the methods and the thinking of the FCC directors.

I hope you can continue to press this issue in *73*, and encourage your readers to pester the hell out of the FCC to straighten out this blithering mess.

Thank you for listening to my views.

Kenneth A. Stevens KN2A, San Jose CA For a few months there have been many comments concerning the QRM on weekends because of contest operations. Years ago I wrote to the ARRL suggesting a few procedures that might help lessen the problem. I even enclosed an SASE to get their response. The VIPs did not agree so they, as usual, did not take the time to respond. I have discussed this QRM problem over and off the air with many hams and have yet to find one who

doesn't agree that the following ideas would work.

All-mode contests should not run for the full weekend. Many hams work all week and the only time they can talk to friends or family, if across the country, is on HF. Unless they have a linear, beam, etc., they cannot compete. If a contest were limited-mode, they could run phone during a CW test and CW during the phone test. On phone contests the frequencies of operation could be the bottom 50 kHz of the General class, and the top 50 kHz of the Advanced class band. This would give the non-contesters an area to enjoy other ham activities. The top edge and bottom edge of the contest frequency operation could be monitored by official observers. Any contester who was found operating outside of the assigned area would be penalized or disqualified from the contest. This would give the 00s some practice and experience. It might cut down on some of the big boys running excessive power, overmodulating and spilling outside of band edges.

I would like to hear comments from those who disagree. I feel it is time we all give others the consideration that we feel we are entitled to. I have read so many times that we should tune up on a dummy load. I must ask, how can anyone match an antenna without using a tuner and putting out a carrier to do it? Yes, we can roughly set the tuner on strong receive. Or we can invest in a noise bridge, etc. But usually the carrier is the final answer. I do feel, however, that knowing where your carrier is going to be is the best answer. There is no accepted standard by manufacturers as to where the carrier is in relation to the receive frequency. The old tube rigs would offset the carrier on tune or CW above a USB listening frequency, some below a LSB frequency. On some of the later solid-state rigs on USB or LSB, the listening frequency is also the carrier frequency. If you shift to CW, your carrier is your readout and you then are listening about 800 Hz up or down from that. The advantage is that whether you are listening to an upper or lower sideband, your carrier is zero beat and will not be heard.

For the above reasons, I say, "Do not tell a person to find a clear frequency to tune up." If you do, they will put their carrier above or below a going QSO and interfere. If they learn where their carrier is, they can put it zero beat with the QSO they intend to join and apologize later if they were a few cycles off zero.

I've heard many hams complain that they have tried to break into a lower sideband phone net with a CW signal. They claim the net control cannot read CW, should not have a license, etc. Those fellows had tube rigs that shifted

to USB listening on CW. The rig transmitted 800 Hz up. So the carrier was on net controls upper sideband and not heard. The new rigs would also not be heard if they zero beat the listening frequency.

Well, I've unloaded my gripes. I know I talk too much. Hi! I enjoy *73 Magazine*. I read *73*, *CQ*, and *QST*. I find *73* the best. *CQ* has too many contests; *QST*, too much emphasis on contest and traffic self-praise. I dropped membership in the ARRL years ago because they do not represent the amateur membership. They are a money-making business. I agree with Wayne nearly 100%.

Glen A. Bizeau VE1GAB, Saint John NB Canada I keep hearing you complain about how hams are never doing anything but talking. Well, I have a surprise for you.

Six months before I got my ticket, I was over at a friend's house, Bob Meade VE1BDI, and we were talking about how Nova Scotia had such a nice linking system covering most of the province and some of Prince Edward Island. We in New Brunswick were lucky to have a decent 2 meter repeater.

After I got my ticket I decided that this one ham was going to make his new-found hobby worth the nights of studying. With the help of Bob VE1BDI, Glenn VE1GMM, Brian VE1BTC and a few other guys, we were able to make this a success. I bought the equipment and a duplexer, Glenn lent us his power supply and his time, and Brian found us a good site.

Thanks to a local radio/television station we were able to put our new-found baby on the highest hill in southern New Brunswick.

Mt. Champlain reaches up 1462' and our antenna is up a tower at the 1500' level. The repeater, soon to be a hub, is working pretty well. We're putting out 20 watts on 443.500 (+) and can be heard over 90 miles away. We have a few minor problems of RF sneaking into the receiver, but what do you expect from a site with a 1,000,000 + watts of RF floating around? All in all, the machine works well. Soon we will be linking a few major cities into the hub and maybe we'll even get linked into WA1KAH's Patato Head Network. Then we could talk to you through the system, Wayne. Wouldn't that be fun!

P.S. I was wondering why you never mentioned anything about the night a few fellows down here talked to WB8ELK while he was in your shack on a fine evening in the spring of '91. That was one heck of a tropo duct.

Glen, it certainly was a good opening (over 300 miles). Looking forward to our next tropo contact.—Bill WB8ELK

Russ Thomas WI9B Effingham IL A Buchanan/Green ticket in '92 has my full support.

I refuse to run. If elected, I refuse to serve.—Wayne

Alfred Holden KM4TN, Greenville SC Wayne, I have been a ham for about two years now (KM4TN) and find I have a problem. Since the first thing I read in your magazine is your editorial, I pretty well know your stand on the League. My question is: Should I just bail out and quit, or should I try to change it from the inside? I'm 29 years old, make my living as a two-way service technician and find that I play guitar more than I fool with these ham radios.

Alfred, there's no known way to change the League from inside, so all you have to do is decide whether you want to subscribe to QST or not.—Wayne

Eric Jorgensen KE6US, ex-K1DCK, Riverside CA I just received a renewal notice which, as usual, is more confrontational than persuasive. In the letter you mention that there has been "almost no growth in the last 10 years" and that "amateur radio has been getting by on its past glory." One of your solutions is to try "other ham modes such as RTTY, AMTOR [sic] or packet." I got news for you, Wayne. All of those came into their own in the last 10 years. Even RTTY, which has been around for a long time, really didn't advance beyond the work of a few '60s diehards (including me) until the advent of home computers.

I have enjoyed the excitement of amateur radio for 35 years. I still find it as exciting now as 25 years ago—maybe more so because of all the innovations in the last several years. I sure don't see that excitement reflected in the pages of *YOUR* magazine. Instead, we have a few simplistic construction articles, a couple of very good columnists, and the endless ramblings of a tired old man. This might explain why the "magazine" looks more like a pamphlet these days.

Incidentally, I worked you 25 or 30 years ago on RTTY, and our QSO consisted of you sending me an interminable brag tape about an action-packed DXpedition who-remembers-where. Now I get a form letter about the same trip. What have YOU done lately for ham radio? I'll take a live QSO complete with rig and WX info anytime to a canned travelogue from a ham personality.

Your whole magazine is about YOU, not ham radio. There is more in any given issue about how easy it is to earn money in audio CD publishing than about any single ham topic. I would bet your staff sends out resumes every time you catch a cold. In the words of Sam Goldwyn, "Count me out."

John C. Watfins N8JZH, Miamisburg OH I am a subscriber to *73* and really enjoy reading your magazine. I find that it is really informative, rather than just lists of contests and DX requests.

Many of your articles on radios and equipment are valuable, and the reports are useful to those of us who purchase "used" equipment. **73**

Now you see it....




The PK-88 is becoming one of the most widely used packet controllers in the world. In some areas, it is outselling its closest competitor by 10 to 1!

With the built-in 18k byte maildrop, you can use it as a "mini-BBS" in your area, and even automatically forward and reverse-forward traffic with your local PBBS. Or, just use it as a packet controller to help you catch that rare DX on your local DX packet cluster.

The PK-88 can be used with a dumb terminal or any computer with an RS-232 port and a communication software program (such as PC-Pakratt-88).

Now you don't.

Psst! It's in here!



The PCB-88 includes all the features of the PK-88 (above), and is easily installed in your IBM PC or compatible computer. Even if your shack is short on space, you can still have the best packet setup available.

In addition to the PK-88's features, the PCB-88 also includes TAPR's state machine DCD circuit and modem disconnect header for added performance and convenience.

To help make setup and operation a breeze, we've included AEA's powerful yet simple PC-Pakratt-88 software and an AC-1 12 VDC adapter (keeps the PCB-88 on when the computer is off - U.S. models only).

The PK-88 and PCB-88 packet controllers are the best money can buy, and that's no illusion!



Advanced Electronic Applications, Inc.

P.O. Box C2160/Lynnwood, WA 98036

Customer Service (206) 775-7373 • Upgrade Hot line (206) 774-1722

Catalog Request line (800) 432-8873 • CompuServe User ID 76702,1013

Specifications Subject to Change Without Notice or Obligation. © Copyright 1991 by AEA, Inc. All Rights Reserved.

COME SEE US IN DAYTON AT BOOTH #255-#259.

The Arrow Antenna

Hit the bull's-eye with this portable VHF sharp shooter.

by Mike Walker KA0VFF and Al Lowe N0IMW

How would you like a completely portable, 4-element 2 meter antenna that fits into its own 1" x 1" x 48" boom? Not only does it fit inside its boom, but it can be assembled in approximately two minutes. I'll just bet you are quivering with excitement! Calm down and reach for a quiver of aluminum arrows. Aluminum arrows are the secret to the versatility and exceptional gain characteristics of the Arrow Antenna.

This antenna has proven to be very versatile. While hiking in the Rocky Mountain National Park, I used my antenna as a walking stick. During rest stops it was just a matter of pouring out the boom contents, taking a couple of minutes for assembly time, and I was on the air! In an emergency, this antenna is ideal. It will store easily in the trunk of your car, ready for any situation. Another advantage of the antenna is that it is not prone to damage because its contents are protected by the boom.

Foxhunting activities can be stressful to your antenna, especially during the heat of the chase. Your Arrow Antenna will be able to withstand lots of abuse, even when your partner drives under low-hanging tree limbs.

At every public service event, it seems like the check point assignments are in the worst possible locations. The Arrow Antenna will help you shoot your way out of those places where a rubber duck and an HT would not be sufficient. If you need antenna gain, portability, and a rugged antenna, then read on.

Another unique aspect of the Arrow Antenna is the gamma match. Al Lowe N0IMW is to be credited with the design of the gamma match. The gamma match makes the Arrow Antenna all the more portable. Al spent several long evenings fabricating prototypes of the gamma match before finalizing the de-



Photo A. The Arrow Antenna.

sign. When you start construction of this antenna, I am sure you will appreciate the cleverness of Al's design.

Construction

To begin construction of the Arrow Antenna you have the option of using our measurements, or to custom design your antenna for a specific frequency. Our design is not new. It is basically a copy of the standard NBS (now called the National Institute of Standards and Technology), with some variations. Our Arrow Antenna dimensions are calculated for a center frequency of 146.520 MHz. It is fairly broad-banded, having been tuned out of band for use in area search and rescue communication around 143 MHz and 149 MHz.

The materials for the antenna are readily available. If you are handy with a drill press and a hacksaw, you will have no problem building and assembling this antenna. See the Parts List for the materials needed.

Using a drill press for construction of this antenna will enhance the overall performance of your antenna. The mechanical integrity of your antenna will be a natural progression because the drill press will inherently keep all your elements parallel and perpendicular.

For our purposes, antenna performance dictated the selection of a 48" boom. Measuring from each end of the boom material, lay

out the reflector element, and the second director element at 1" from the end of the boom. Mount all elements in the center of the boom width. Place the driven element 15-5/16" inches from your first mark, or 16-5/16" from the end of the boom. The spacing is slightly less than 0.2 wavelengths. In a like manner, lay out the positions for the first director. The driven element and the first director will be spaced at approximately 15-5/16" in

the center of the boom. Now you have established all of your element locations (see Figure 4). At each of the element locations, drill a through-hole 11/64" in diameter for a #8-32 threaded rod.

Using the reflector as the reference for the rear of the antenna, move up to the driven element #8-32 hole location and establish the hole location for the PL259 bulkhead connector exactly 1" on center forward from the driven element, or 17-5/16" from the rear of the boom. The bulkhead connector requires a 5/8" through-hole. You should now have holes drilled for each of the elements, and the hole for gamma match and coax connections along the boom (see Figure 2). The desired polarization of your antenna will determine the location of the U-clamp. During our fabrication of the Arrow Antenna we placed the U-clamp at the balance point of the antenna. If you use the antenna in the vertical position it is imperative that the gamma match be above the boom and the coax run along the boom to the mast. If the coax is parallel, close to the driven element, antenna performance will suffer.

Each of the following measurements will be used to establish element lengths. Using a tubing cutter, scribe the outside of each element at the desired length. Grasping the element on either side of the scribe mark, you

MFJ SWR Analyzers™

MFJ's innovative new SWR Analyzer™ gives you a complete picture of your antenna SWR over an entire band — without a transmitter, SWR meter or any other equipment!

All you do is plug your antenna into the coax connector, set your SWR Analyzer™ to the frequency you want and read your SWR.

Setting up and trimming your antenna: Super simple and super accurate

You can instantly find your antenna's true resonant frequency right at your feedline -- that's something a noise bridge just can't do.

You can monitor SWR changes as you adjust your beam or vertical — you'll know right away which way to adjust it.

You can shorten or lengthen your dipole and see the effect immediately.

The MFJ SWR Analyzer™ is battery operated and handheld size so you can take it right to your antenna. It makes it *sooooo* easy to work on your antenna until it's just the way you want it.

Create your perfect multi-band antenna

You can instantly check multi-band dipoles and trap verticals to see if the low SWR points are where you want them and adjust your antenna until they're right.

Mobile Antennas made easy

You'll find the perfect adjustment for your mobile whip in seconds by actually seeing the SWR as you pull the whip in and out without transmitting.

You can easily find the ideal place on the car for your mobile antenna by checking different spots with the SWR Analyzer™.

All kinds of uses

You can see how the SWR varies over your entire band and quickly find your usable 2:1 SWR bandwidth.

You can see your SWR change as you drive under an overpass and see how mobile whip flutter affects SWR.


You can see what happens as you swing your beam toward the power line or away from your tower.

You can see how rain or snow affects your beam.

You can tune up your antenna tuner without transmitting.

You can check the SWR of the input to your linear amplifier.

You'll find all kinds of uses for this totally



MFJ-207 **\$99⁹⁵**

the frequency and read SWR. It also has a frequency counter output so you can connect a frequency counter for precise digital readout.

Use 9 volt battery or 110 VAC with MFJ-1312, \$12.95. 7½" x 2½" x 2¼".


The best way ever to measure SWR
Here's the best way ever to measure SWR . . . so get yours today!

MFJ VHF SWR Analyzer™

MFJ-208

\$89⁹⁵

If you operate 2 meters this MFJ-208 VHF SWR Analyzer™ helps get your antennas in tip-top shape. Just plug in the coax to find the SWR of any antenna from 142-156 MHz. Use 9 volt battery or 110 VAC with MFJ-1312, \$12.95.



NEW . . . Two Models for Commercial Radio!!

MFJ-217 covers 30-50 MHz; MFJ-218 covers 150-170 MHz. These are only \$149.95 each.

MFJ 600 MHz 10 Digit LCD Frequency Counter

A perfect companion for MFJ's SWR Analyzer™

MFJ-346

\$189⁹⁵



New!

Add this handy MFJ-346 frequency counter to your station and get high accuracy frequency measurements to 600 MHz with 10 digit precision. It's also

compatible with the MFJ SWR Analyzers and Antenna Bridge. Large quarter-inch LCD digits make reading easy. These high contrast LCD digits don't wash out in bright sunlight like LEDs do -- they're actually easier to read the brighter the light.

Four gate times let you select the resolution you need -- selecting a 1 second gate time gives you 1 Hz resolution. Has high accuracy 1 ppm 10 MHz crystal time base with adjustable calibration.

Uses high speed ASIC and custom LCD technology. 3-7/8 x 1-3/8 x 5-1/4 inches. Uses 9 volt battery or 110 VAC with optional MFJ-1312B, \$12.95.

self-contained handheld unit that'll revolutionize how SWR is measured.

Super Value: Several Instruments in One

You get a super value because several instruments are combined into a single portable handheld unit.

It has a low distortion RF generator that covers 10-160 meters, an SWR bridge that gives forward and reflected components and a computing circuit that automatically computes the SWR and displays it on the meter.

Everything is automatic. All you do is set

sunlight like LEDs do -- they're actually easier to read the brighter the light.

Reading SWR is automatic. All you do is plug in your antenna, set your MFJ SWR Analyzer™ to the frequency you want and read your SWR -- it couldn't be easier!

The MFJ-247 is battery operated and handheld size so you can take it right to your antenna and work on it until it's just the way you want it. Reads SWR 160-10 Meters.

You can instantly find your antenna's true resonant frequency right at your feedline -- that's something a noise bridge just can't do.

You can monitor how SWR changes as you adjust your beam or vertical -- you'll know right away which way to adjust it.

You can shorten or lengthen your dipole and see the effect immediately.


MFJ-247 SWR Analyzer™ with LCD frequency counter

MFJ's newest SWR Analyzer™ has built-in 10 digit LCD frequency counter -- makes reading SWR easier than ever.

New!

MFJ-247

\$189⁹⁵



You can use the new MFJ-247 as an SWR Analyzer™, as a sensitive high accuracy 150 MHz frequency counter and as a signal generator.

It has high contrast LCD digits that don't wash out in bright

You'll find all kinds of uses for this totally self-contained handheld unit that has revolutionized how SWR is measured.

Has separate BNC input connector for use as high accuracy frequency counter. Counter has 1 ppm 10 MHz crystal time base; .01, .1, 1, 10 second gate times; .1 Hz resolution. Uses 6 AA cells or 110 VAC with MFJ-1312, \$12.95. 4 x 1¼ x 7½ inches.

Nearest Dealer/Orders: 800-647-1800
Technical Help: 800-647-TECH (8324)

• 1 year unconditional guarantee • 30 day money back guarantee (less s/h) on orders from MFJ • Free catalog

MFJ

MFJ ENTERPRISES, INC.

Box 494, Miss. State, MS 39762

(601) 323-5869; TELEX: 53 4590

FAX: (601) 323-6551; Add \$6 s/h.

MFJ . . . making quality affordable

© 1992 MFJ Enterprises, Inc.

CIRCLE 86 ON READER SERVICE CARD

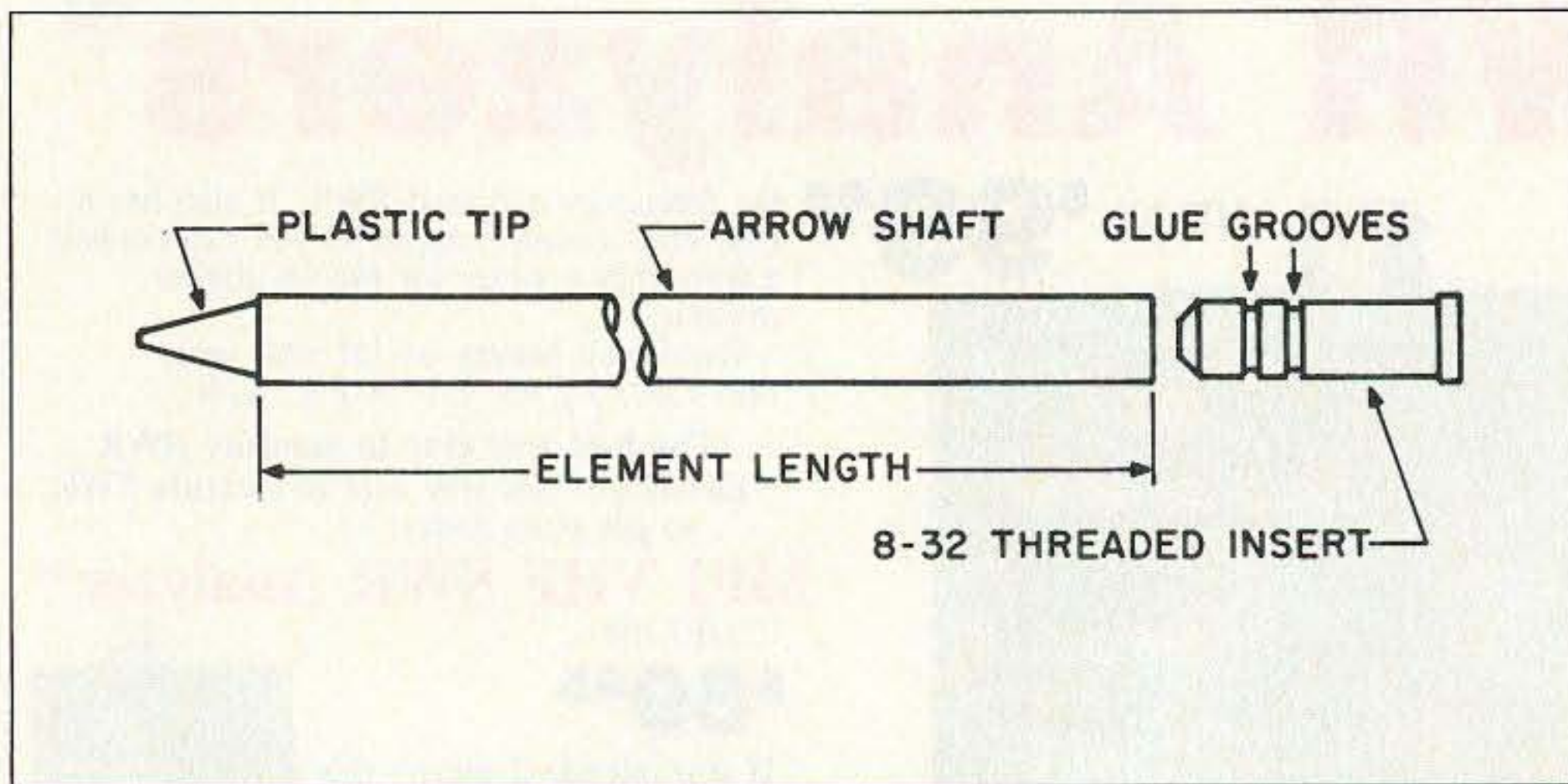


Figure 1. The aluminum arrow element.

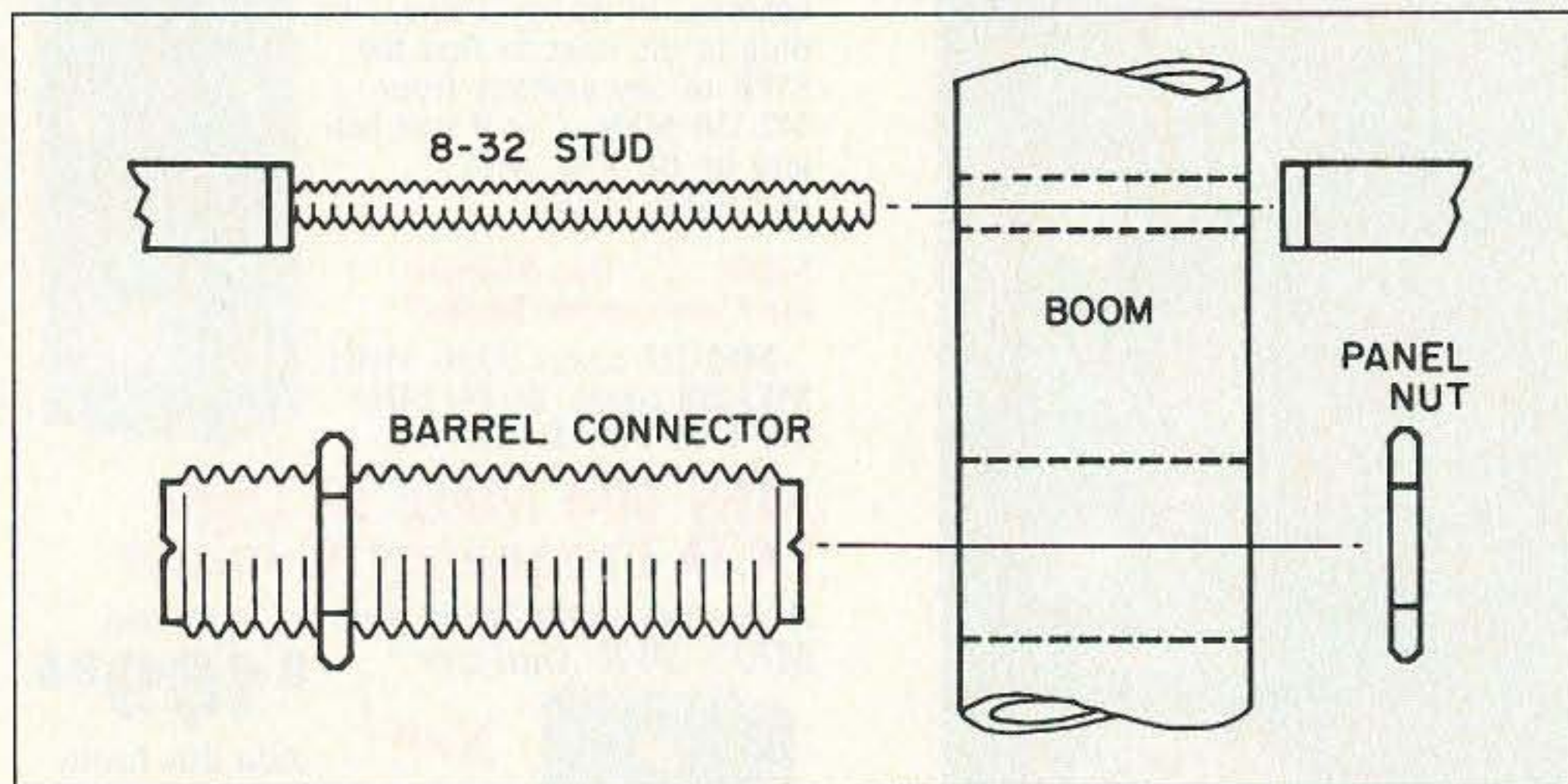


Figure 2. Attaching the elements to the boom. The feedpoint connection is also shown.

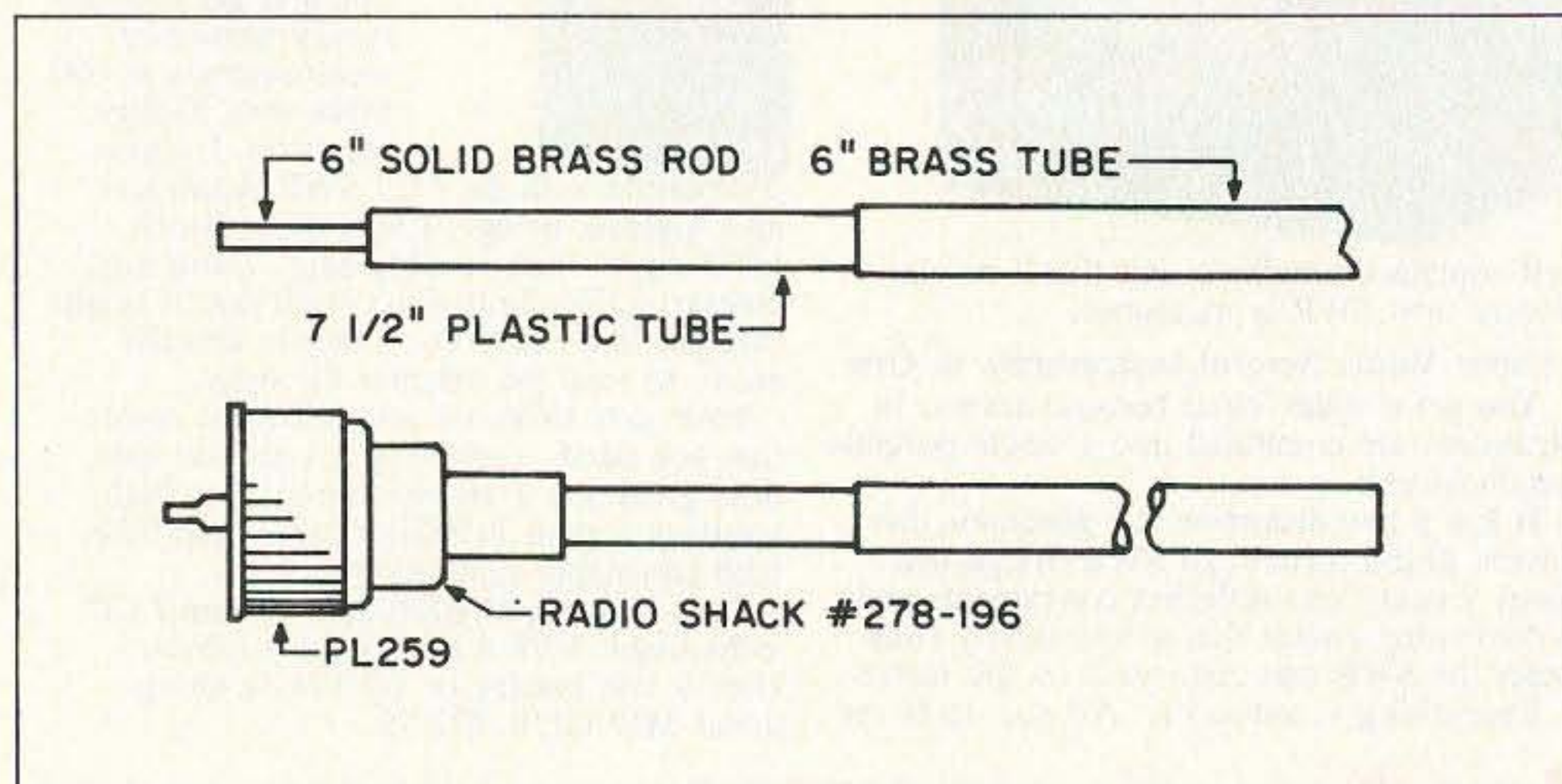


Figure 3. Preparing the gamma match.

will be able to precisely snap the element into two pieces, using the following element lengths: Scribe two arrows at 19-7/8", two at 19-1/4", two at 18-1/4", and two at 17-1/8". These pairs of elements will make up the reflector, the driven element, and the first and second directors, respectively.

The Easton EAGLE 1816™ arrow shafts that I used have conical plastic tips that are used for cementing on the nocks in normal arrow construction. The plastic tip should *not* be used when measuring the element length, but should be left intact in order to seal up the end of the element. When you purchase the arrow shafts from an archery supply store,

you will be given inserts that are used for attaching the field points to the arrow shaft. These inserts will be used for attaching the elements together and to the boom. When installing the inserts, apply a small amount of epoxy.

Please note that the boom width is not included as part of the calculation for overall element length. The element diameter will have an effect on element length, and I do not recommend exceeding the element diameters by more than 0.100". Many aluminum arrows are greater in diameter than the 1816 Easton EAGLE. The 1816 is the smallest arrow shaft that will accept the 8-32 threaded

insert. Our prototype antennas both used larger diameter arrows. The change to the 1816 was only a factor of cost.

Starting with the 19-7/8" reflector pairs, install one 8-32 threaded rod 1" into one of the element halves. In our construction, we used LOC-TITE™ to permanently affix the 8-32 x 3" rod into the arrow shaft. Install the remaining threaded rods into the other three element halves.

To fabricate the gamma match you will need a PL259 solderless connector, a 6" solid brass rod 0.080" O.D., a brass tube 0.180" I.D. x 0.240" O.D., and a plastic tube 0.175 O.D. x 0.080 I.D. 7-1.2". Solder the 6" brass rod into the center of the PL259, flush with the tip of the connector, just as you would for attaching RG-58 coax. Next, slide the 7-1/2" plastic tubing onto the 6" brass rod and cover the plastic tubing with the 0.180" I.D. x 0.240" O.D. brass tube. This assembly is now your gamma match. To complete the assembly you will need to epoxy the plastic tube into the connector. After tuning the antenna, you may want to tape the brass tube in position, and mark the position of the shorting bar for convenient setup in the future.

To make the shorting bar for the gamma match you will need a small piece of aluminum 1.5" x 0.5" x 0.5" (see Figure 5). Measure and mark a place on the aluminum block 1/4" from one end and 1/4" from the edge of the block. This should place your mark along the center of the width of the block. Measure exactly 1" from the previous mark and again center this mark along the width of the block. Drill a hole 7/32" through at your first mark and drill a through hole 9/32" at the second mark. Standing the block on end, drill a 0.201" hole into the 0.5" x 0.5" block end, keeping the hole centered in relation to the block. Drill into each end of the block until the drill bit is visible through the previously-drilled 7/32" and 9/32" holes. Tap the two end holes for a 1/4"-20 thread. Two 1/4"-20 bolts will be used for setscrews to attach the shorting bar between the gamma match and the driven element.

Assembly

The Arrow Antenna is now ready for assembly. Place the threaded end through the 11/64" hole in the boom and screw on the other half of the element. (See Figure 4 for the correct placement of the elements). Continue down the boom, installing the rest of the elements. Screw the bulkhead connector onto the gamma match, then screw one of the panel nuts flush to the gamma match. Now insert this assembly through the 5/8" hole forward of the driven element, tightening it in place with the bulkhead panel nut. Attach the shorting bar over the end of the driven element that is parallel to the gamma match. Slide the bar along the element until you reach the end of the gamma match, and slide the shorting bar onto the end of the gamma match. Using the 1" x 1/4-20 bolts, fasten the shorting bar so that it is flush with the end of the gamma match. Connect the coax to the other end of the bulkhead connector. Mast-mount your antenna and route your coax so

STARTEK

FREQUENCY COUNTERS

SUB-COMPACT PORTABLE INSTRUMENTS FOR THE COMMUNICATIONS PROFESSIONAL, HAM OR HOBBYIST

Choose from 6 NEW MODELS

WITH ADDED FEATURES & PERFORMANCE

Our low power design yields 3 to 5 hours portable operation from the high capacity internal NI-CAD batteries. (Standard in all models).

StarCab™ top quality US made aluminum cabinets are used with machine screw assembly. No cheap extruded aluminum or steel with self-tap screws.

Convenient **POCKET SIZE**: 3.4"W, 3.8"H, 1"D. A 2 inch RF SIGNAL BAR GRAPH, ULTRA HIGH SENSITIVITY and operation to 3.5 GHZ, all available in the **STARTEK** sub-compact models.

STANDARD FEATURES INCLUDE:

- NI-CAD BATTERIES & 110VAC ADP/CHARGER
- 1 PPM TCXO TIME BASE - FRONT PANEL ADJ
- 3 GATE TIMES • HOLD SWITCH & INDICATOR
- 9-12VDC AUTO-POLARITY POWER INPUT
- StarCab™ ALUMINUM CABINET
- COMPUTER AIDED CIRCUIT DESIGN
- TOP QUALITY COMPONENTS
- 100% ASSEMBLED IN THE USA
- 1 YEAR LIMITED WARRANTY

NEW BAR GRAPH SERIES

ULTRA HIGH SENSITIVITY RF DETECTOR - COUNTERS

These new models are the most sensitive counters yet. A bright LED BAR GRAPH functions as a signal strength indicator. Very useful for testing, adjusting, repairing or locating RF devices. These are simply the best portable RF counters available today!



15-BG

1 MHz - 1500 MHz
ULTRA HIGH SENSITIVITY
2 INCH BAR GRAPH
\$220

35-BG

1 MHz - 3200 MHz
ULTRA HIGH SENSITIVITY
2 INCH BAR GRAPH
\$265

ORDER NOW!
SAVE UP TO
\$30
CALL FOR DETAILS



1350

1 MHz - 1300 MHz
QUALITY & ECONOMY
(REPLACES #1500A)
\$129



15-UHS

1 MHz - 1500 MHz
ULTRA HIGH SENSITIVITY
(REPLACES #1500HS)
\$169



2500

10 HZ - 2400 MHz
HI-Z INPUT - LO RANGE
HIGH SENSITIVITY
\$210



3500

10 HZ - 3500 MHz
HI-Z INPUT - LO RANGE
HIGH SENSITIVITY
\$250

ACCESSORIES:

#CC-90	BLACK VINYL ZIPPER CASE	\$12.00
#TA-90	TELESCOPING BNC ANT	12.00
#P-110	PROBE, 200 MHZ, 1X-10X	39.00
#M207IC	CABLE FOR MFJ-207/208	10.00

ALL MODELS
IN STOCK
WE SHIP
SAME DAY!

ORDER FACTORY DIRECT

Orders & Information
305-561-2211

Orders only
800-638-8050
FAX 305-561-9133



STARTEK INTERNATIONAL INC

398 NE 38th St., Ft. Lauderdale, FL 33334


TERMS: Shipping-handling charges for Florida add \$4 + tax, US & Canada add 5% (\$4 min - \$10 max), others add 15% of total. COD fee \$4. VISA, MC or DISCOVER accepted. Prices & specifications subject to change without notice or obligation.

ANATOMY • OF • A



A NEOPRENE KNOBS. Gives you positive control to all operating functions.

B MIC & SPEAKER JACKS. Optional headsets and remote mics.



C LOW NOISE FRONTED END. Pull in stations others won't hear with .0158 uV sensitivity, coupled with a tight 60 dB selective receiver. The acoustically balanced speaker delivers full-fidelity audio near 1/4 audio watt out.

- D WIDE-BAND ANTENNA.** Low SWR on 2-meters. Handles broad expanded receive.
- E RUGGED ALUMINUM BACK.** Doubles as a powerful heat sink, and securely mounts the belt clip.
- F STATUS LED.** Glows red on TX, and green on RX signal reception.
- G MINIATURE HEAD.** Opens to all functions with your forefinger and thumb with one hand. This head also remotes from the battery to operate as the world's smallest 2-meter transceiver.
- H FULL STATUS LCD.** This night-lighted display lets you quickly confirm your programmed information.
- I MEMORY EE-PROM.** Permanent memory with no battery back-up. Forty channels are "standard", with user plug-in, 200-channel storage chip.
- J MEMORY CHANNEL CLONE.** In seconds, download 200 channels from one Standard to another Standard.
- K EXT DC.** Plug into your auto system. Provides a powerful 5 watts output.
- L PERSONAL PAGER.** Built-in pager keeps your Standard silent until your special DTMP code is received.
- M MEMORY LAYERS.** Add as much as or as little program into any memory channel. All memory channels are protected against accidental over-write.
- N 7+3 SCANS.** Accelerate your scanning 7+3 different ways. Take advantage of expanded RX and pick your favorite.
- O 4+2 CHANNEL WATCH.** Stake out a favorite frequency, and let your Standard leap into action when the channel comes active.
- P 8+10.** Select any one of 8 frequency steps, and conserve your battery with 10 individual receive sample rates. Any one of 4 rechargeable batteries will then last for days.
- Q POSI-GRIP BATTERY TRACK.** Double battery tracks—one metal, and one cycalac, keep your battery on solid for a positive DC connection.
- R VERSATILE BATTERIES.** Four nickel cadmium battery sizes to select, plus alkaline battery holder. Batteries may feature drop-n tabs, plus wall charger jack for maximum flexibility.

THE "STANDARD" HANDHELD. Standard was at Dayton 20 years ago with Gordon West, WB6NOA, introducing the ham industry's first imported HT. Standard Radio Japan and Marantz Japan, Inc. continue to dominate the Japanese amateur radio market with equipment 2 years ahead of the competition in design and features.

Standard handheld and mobile amateur radio transceivers are distributed exclusively to leading amateur radio dealers by well-known amateur radio operator, Roger Wayman, (W9TYT), Niles, Illinois. This gives Standard radios the USA team support for sales, accessories, and service.

*The SMALLEST H.T.
And that's BIG in our
classes!*

Gordon West WB6NOA
Radio School, Incorporated.

For more information on this and other STANDARD products, please contact your nearest STANDARD dealer. Specifications, price and features are subject to change without obligation or notice.

Standard Amateur Radio Products, Inc.
P.O. Box 48480
Niles, Illinois 60648
(312) 763-0081

CIRCLE 122 ON READER SERVICE CARD

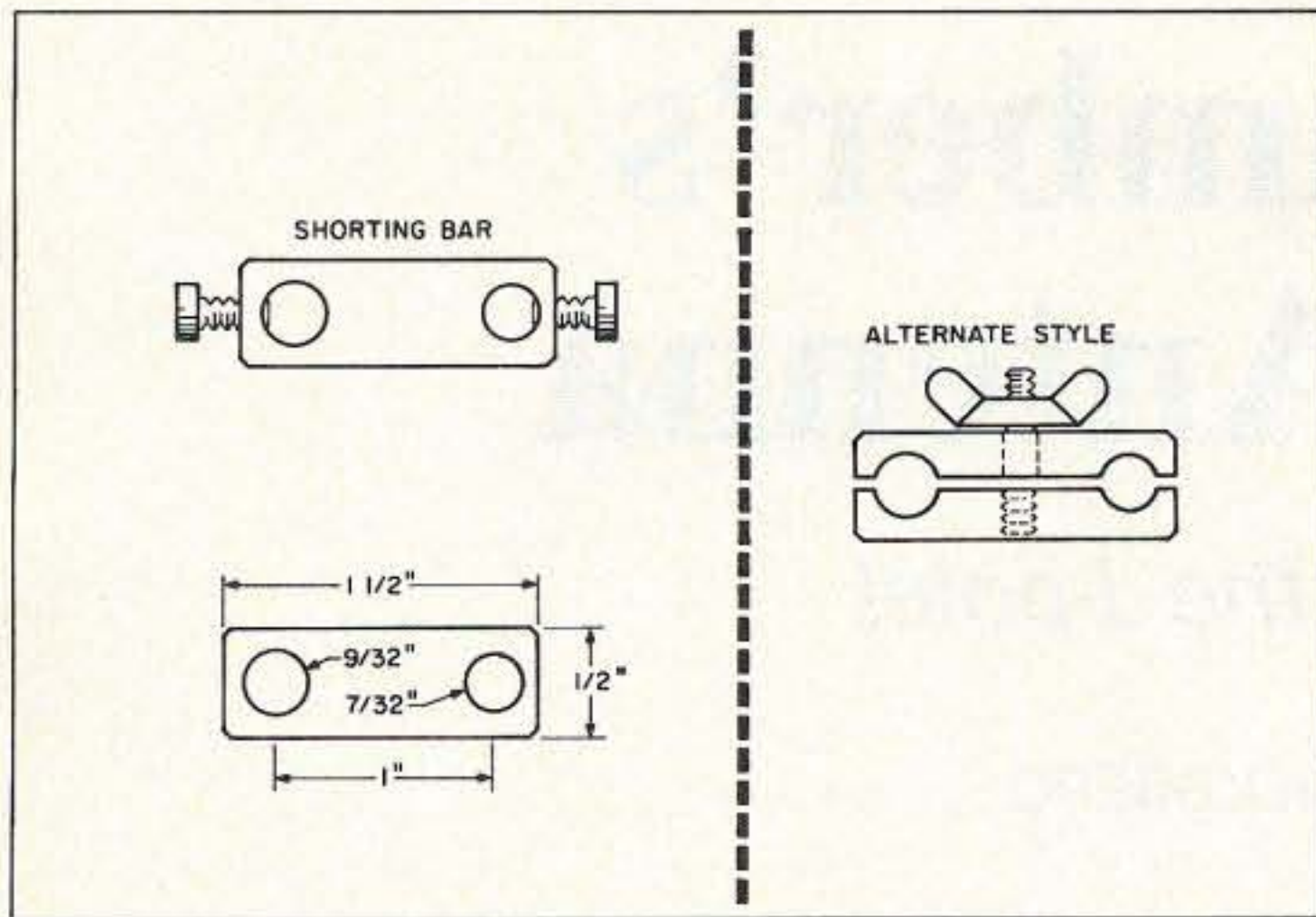


Figure 5. Two alternatives for the gamma match shorting bar.

that it is close to the boom and mast. You are now ready to test and tune your antenna.

Testing and Tuning

The antenna is tuned by sliding the outer brass tube out and moving the shorting bar along the gamma match assembly and test for the best SWR. In our experience, the antenna should be within acceptable limits of $< 1.3:1$, if the assembly has been constructed carefully. Our antennas have all tuned to an SWR of $1.1:1$ at 146.520 MHz.

Disassemble the antenna and screw the element pairs together. Install one of the 1-1/4" crutch tips onto one end of the boom. Insert the bundle of the four element pairs into the boom. Drop in the gamma match and shorting bar. Install the second crutch tip, and you're ready to go portable.

NOTE: For permanent installation, I recommend that star washers be installed when attaching the elements to the boom. The addition of star washers should keep the elements from vibrating loose. Normal care should be taken to weatherproof your antenna. Seal the coax connection and the end of the gamma match assembly.

We Won a Respectable Second Place

I entered the antenna in the 1991 Dayton Hamvention VHF antenna competition. Al N0IMW and I both wondered how the Arrow Antenna would measure up. We were not disappointed with the results; in the homebrew category, the antenna measured 6.1 dB gain over the reference dipole used for testing.

The winning antenna was 35' long with 19 elements and 14.3 dB gain over the reference dipole. Al and I will be looking forward to Dayton '92. We will be ready to compete again.

I was fortunate to have John Wood KC0WA as my mentor for antenna construction. Because of John's encouragement and help during our antenna experimentation, the Arrow Antenna evolved to its present form. **73**

You may contact Mike Walker KA0VFF at 3816 Ash Avenue, Loveland CO 80538.

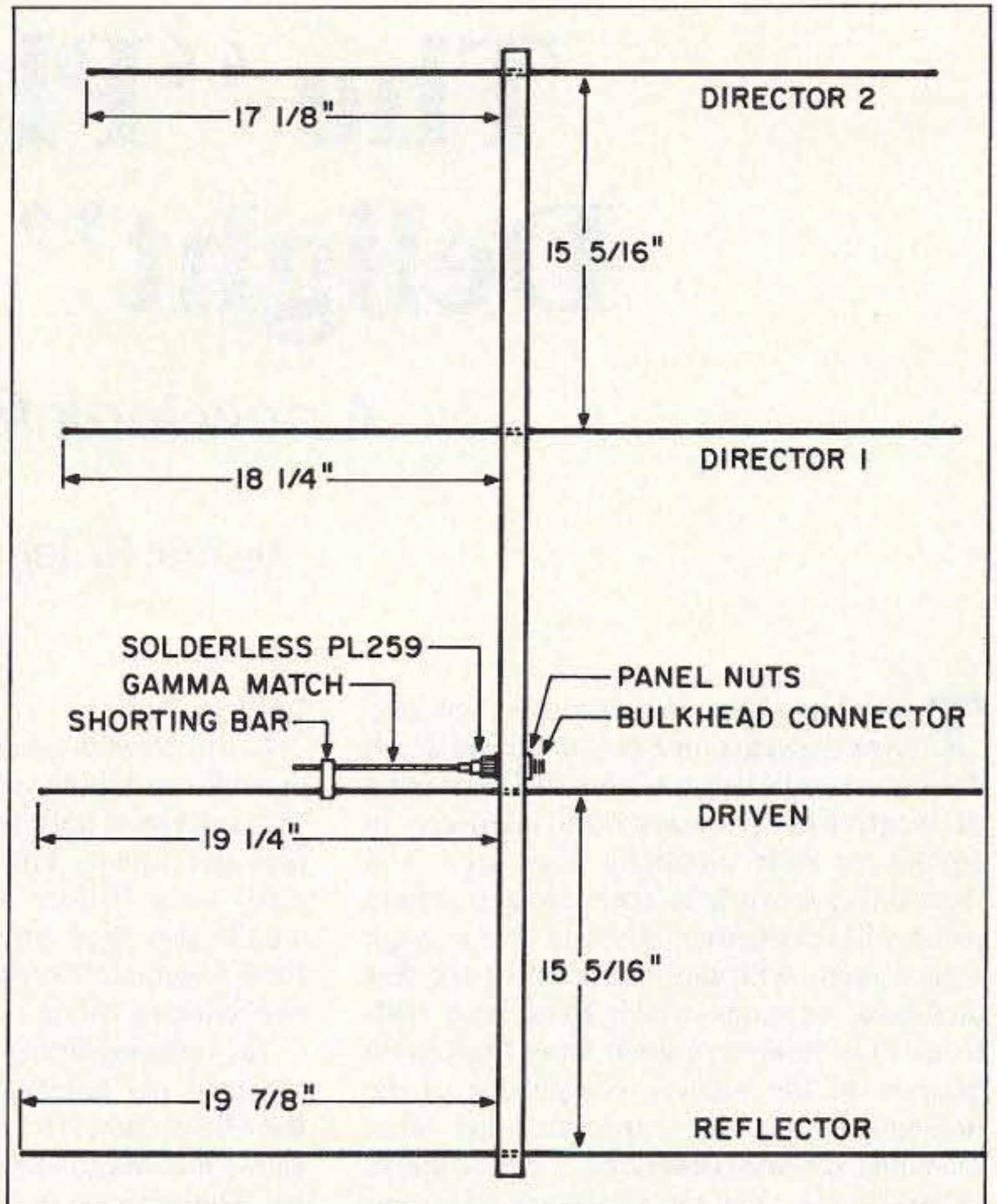


Figure 4. The overall dimensions of the completed Arrow Antenna.

The Arrow Antenna

Specifications	Configuration	Yagi
	Number of elements	4
	Matching System	Gamma
	Boom Diameter	1" square, aluminum
	Boom Length	4' Element Material 7075 aluminum (Arrow Shafts)
Gain	Measured (forward)	6.1 dB over reference dipole (estimated over 9 dBi)
	Measured (front-to-back)	10.1 dB
	Note for direction finding: This makes the signal peak directly off the front and the deepest null directly off the back of the antenna.	
Special Features	Portable	All antenna hardware fits inside the boom for storage or transport.
	Assembly time	Less than two minutes
	Weight	24 oz.
	Bandwidth	4 MHz (144-148)
	SWR over band width	$< 1.5:1$
	SWR at 146.52	$< 1.1:1$

Parts List

- 1 1" x 1" x 48" piece of square aluminum tubing (NOTE: The wall thickness of our square tubing was 0.0625" allowing us to pack all the antenna hardware inside the boom.)
- 8 Aluminum arrows $> 20"$ in length, and approximately $9/32"$ in diameter
- 1 2" PL259 bulkhead connector w/panel nuts
- 1 Solderless PL259 Radio Shack #278-196
- 1 Male PL259 90-degree connector (optional), Radio Shack #278-199
- 1 6" x 0.080" diameter brass rod
- 1 7-1/2" x 0.080" I.D. x 0.175" O.D. plastic tube
- 1 6" x 0.180" x 0.240" O.D. brass tube
- 2 1-1/8" diameter rubber crutch tips
- 4 #8-32 x 2-1/2" pieces of threaded rod
- 2 1/4"-20 x 1" bolts
- 1 0.5" x 0.5" x 1.5" aluminum bar

The Arrow Antenna is available ready-made for \$65 plus \$5 postage and handling. Send a check or money order to Mike Walker KA0VFF at 3816 Ash Avenue, Loveland CO 80538. Telephone: (303) 669-2697.

The "Plumber's Delight" Antenna

A new look for the J-pole!

by Eric R. Johnson KB6EPO

There have been many articles published over the years on J-pole antennas. Each design seems to be somewhat different from the next. I have always been interested in J-poles for their simplicity, their gain, and their ability to work independent of a ground plane. I have constructed nearly every design I have seen, with the exception of the few dual-band versions which have been published. I have always shied away from those because of the relative complexity of the homemade matching capacitors and other matching schemes described. I prefer things to be simple. Yet the dual-band idea was intriguing, and I thought that if two bands were possible, why not three?

I set out on a design (or more properly, tinkering) adventure to build a triband J-pole which met these requirements:

1. It must be built from cheap parts which are easily obtainable in virtually any town.
2. It must not require any special tools or test equipment to build.
3. It must be so simple in design that even the laziest of home-brewers (like me) will not hesitate to build one and get it on the air.

A Quest Fulfilled

It looks like an organ pipe cactus is growing on the roof of my shack, but I don't care because the performance-to-cost ratio is most gratifying. It exhibits a built-in triplexer effect, in that I can do any conceivable combination of simultaneous transmitting and receiving on my three rigs without having any rig interfere with the normal operation of another one. There is no transmitter power bleed-over from one feedline to any of the others.

For example, transmitting 30 watts on 440 MHz will not open the squelch on my 2 meter rig, nor interfere with the simultaneous reception of the local 2 meter repeater. While I have no real scientific means of measuring gain, I can tell you that from my QTH in Baja California, I am able to get into the repeaters on Mt. Palomar Q5 with only 100 mW of transmitter power on all three bands. These repeaters are about 90 miles from my QTH. Using a quarter-wave ground plane antenna and 1 watt transmitted power into the same group of repeaters, I received a Q3 signal report on 2 meters and was unable to access the 1.25 meter and 70cm machines.

Let's Build It

A trip to your local hardware store will provide everything you need for this project. The antenna is built from 1/2" copper water pipe and fittings. You'll need about 8 feet of pipe, so a 10-foot length will do nicely. You'll also need three "T" fittings, three male-to-female 90 degree elbow fittings, and one reducing fitting.

The reducing fitting is the means by which I mounted my antenna. More on that topic later. Right now, let's play plumber! Figure 1 shows the overall view of the complete antenna. The top stub is for the 70cm band, the center one for the 1.25 meter band, and the bottom one for the 2 meter band. The 70cm section should be made first.

Cut the pipe so that when the pieces are assembled, as in Figure 2, the overall dimensions will be true. For the 70cm section only, it will be necessary to cut a small amount off of both the "T" and the male end of the elbow in order to obtain the small 0.375" gap required.

Lay the assembly down on a flat surface and align the pieces, then dimple at the places marked "X" in Figure 2. I used a 16 penny nail and a large rock for this task. You may want to use a small ball peen hammer if you have one handy. Now use a propane torch to solder everything together. Be careful not to use too much solder or else you'll have the same problem I did the first time. The excess solder will get into the as-yet-unused end of the "T," and you'll have a devil of a time getting it cleaned out!

In the same manner cut, fit, dimple and solder the pipe for the 1.25 meter stub. This stub will be 180 degrees away from the 70cm stub. Now do the 2 meter section. This stub will be 180 degrees away from the 1.25 meter stub, and directly below the 70cm stub. Finally, take any pipe you have left and solder it into the unused end of the 2 meter "T." This is where you will attach the antenna to its mount.

Putting It in the Sky

I soldered a reducing fitting to the bottom of my antenna to provide a means of mounting it. The copper fitting has a 3/4" female pipe thread on one end, and a 1/2" female slip-fit on the other

end. This fitting is depicted in Figure 1. Since 3/4" galvanized thin-walled electrical conduit is cheaper than copper, I used a 10-foot section of that for a mounting pole.

A male-threaded fitting is available for the conduit, which allows it to screw into the bottom of my copper antenna. The conduit is clamped to the side of my shack near the roof peak. The whole conduit/copper antenna assembly stands by itself unguied, and is quite sturdy. You may think of a different way to mount the antenna at your location, and so may not need the reducing fitting. Automotive hose clamps, to hold the antenna to the top of an existing mast, is one possibility that comes to mind.

There is no need for a ground plane or even a grounding wire. The antenna will work the same with or without them. From a safety standpoint, however, it is a good idea to ground the antenna.

To ensure a wobble-free 2 meter stub, I used a scrap of 1/4" thick Plexiglas™ roughly 2" square, close to the top of the stub, as a brace. I drilled holes through the Plexiglas and pipe, and used two 6-32 screws on the stub and two more on the central mast to hold the brace in place. This probably wasn't necessary, but I had the material lying around, so what the heck! The other two stubs are most definitely sturdy enough on their own.

Connecting The Feedlines

The antenna has three feedlines, one for each band. The feedlines should be a small diameter 50 ohm coaxial cable, such as RG-58, RG-223, or mini RG-8. I used RG-223, which is a double-shielded cable. Connect the feedlines to their respective elements as shown in Figure 2. Note that all shields connect to the mast, and all center conductors connect to the stubs. The distance above the bottom of the "J" to connect the coax is given by dimension "F" in the table.

Continued on page 50

	2m	1.25m	70cm
R (in) = 8370/F (MHz)	57.375	37.375	18.875
S (in) = 2787/F (MHz)	19.125	12.500	6.250
G (in) = 165/F (MHz)	1.250	.750	.375
F (in) = 345/F (MHz)	2.500	1.500	.750

R = radiator; S = stub; G = gap; F = feedpoint.

FEEDBACK

In our continuing effort to present the best in amateur radio features and columns, we recognize the need to go directly to the source—you, the reader. Articles and columns are assigned feedback numbers, which appear on each article/column and are also listed here. These numbers correspond to those on the feedback card opposite this page. On the card, please check the box which honestly represents your opinion of each article or column.

Do we really read the feedback cards? You bet! The results are tabulated each month, and the editors take a good, hard look at what you do and don't like. To show our appreciation, we draw one feedback card each month and award the lucky winner a free one-year subscription (or extension) to 73.

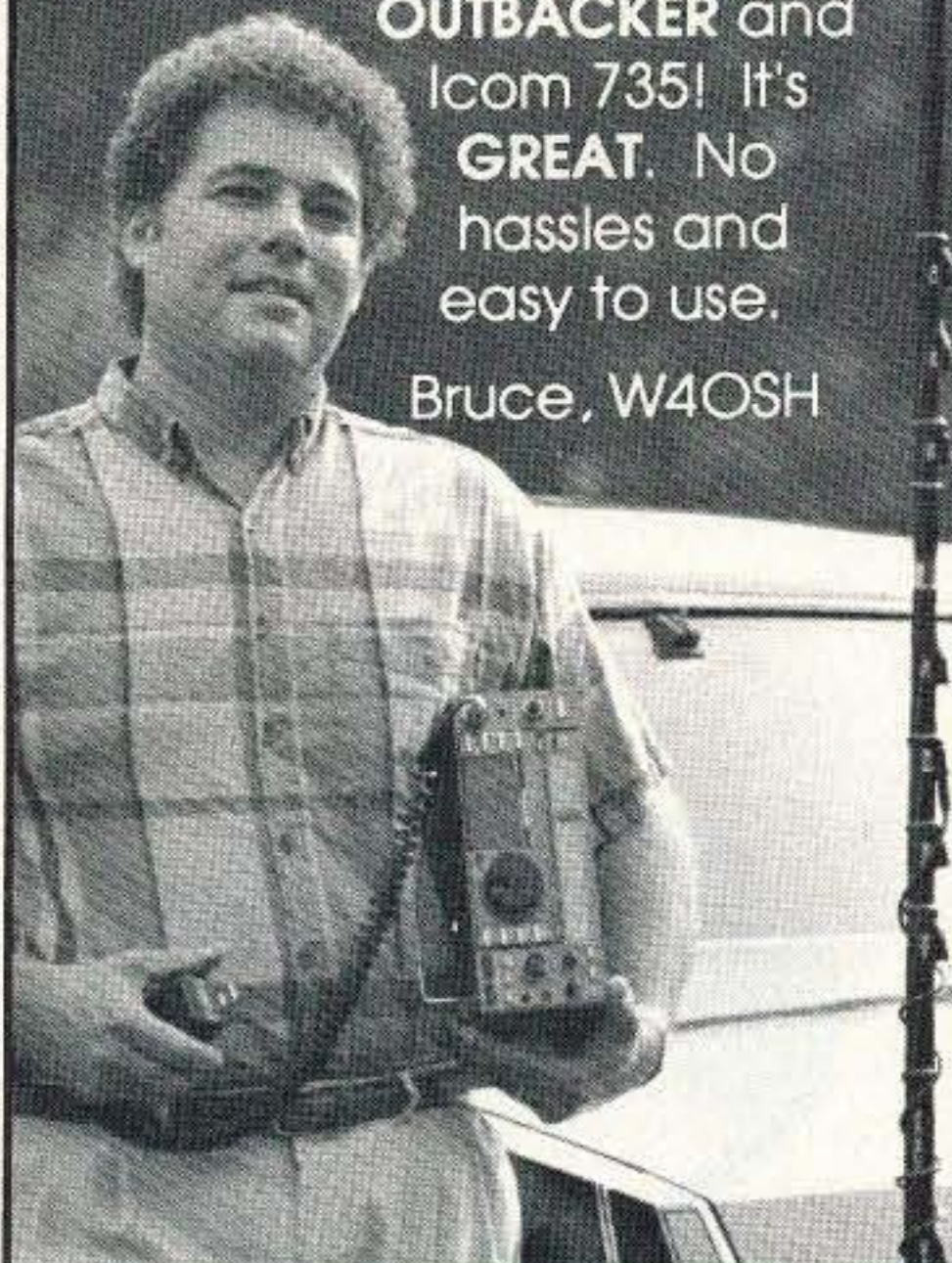
To save on postage, why not fill out the Product Report card and the Feedback card and put them in an envelope? Toss in a damning or praising letter to the editor while you're at it. You can also enter your QSL in our QSL of the Month contest. All for the low, low price of 29 cents!

Feedback# Title

- 1 Never Say Die
- 2 QRX
- 3 Letters
- 4 The Arrow Antenna
- 5 The "Plumber's Delight" Antenna
- 6 Flower Pot Special
- 7 The Rock Bender QRP Transmitter
- 8 Review: Heil Microphone
- 9 Monoband Yagi for 20 Meters
- 10 The SAM1 Transverter
- 11 Review: The EASY-PC PCB Layout Program
- 12 ATV
- 13 Dealer Directory
- 15 Review: The Ace AR3000 Communications Receiver
- 16 Hams with Class
- 17 Homing In
- 18 New Products
- 19 Special Events
- 20 Updates
- 21 Hamsats
- 22 Circuits
- 23 RTTY Loop
- 24 Ham Help
- 25 QRP
- 26 Above and Beyond
- 27 Ask Kaboom
- 28 73 International
- 29 Random Output
- 30 Propagation
- 31 Barter 'n' Buy

I love my OUTBACKER!

I've worked over 200 countries mobile with my OUTBACKER and Icom 735! It's GREAT. No hassles and easy to use.



Bruce, W4OSH

In North America contact: **OUTBACKER ANTENNA SALES**
330 Cedar Glen Circle
Chattanooga, TN 37412
(615)899-3390 faxphone
TechTalk: 5:00-10:00 p.m. est.

Worldwide contact: **TERLIN AERIALS**
unit 2, 3 Yampi Way,
Willetton W.A. 6155
AUSTRALIA
tel. (011)6194576238
fax (011)6194577737

CIRCLE 262 ON READER SERVICE CARD

KENWOOD TS-940 Software Enhancement Kit

- **Tuneable Memories** makes each of your 40 memory channels tune like a vfo, so that you can temporarily change the frequency of a memory channel in MEMO mode with the Main Tuning Knob.
- **Memory Bank Selection** is logically performed by using the 1 MHZ STEP UP and DOWN keys while in MEMO mode. The UP and DOWN keys work as usual when in vfo mode.
- **Main Vfo Knob Tuning Rate** can be set to 1, 2, 5, or 10 kHz per revolution by using the former Memory Bank switch under the sliding top cover.
- **Microphone Up/Down** keys can be used to change memory channels while in MEMO mode.

Easily installed by removing chip IC2 from its socket in the Digital A Unit and replacing with the Giehl Electronics chip. (TS-940's with S/N 9090000 and higher have chip IC2 soldered to the Digital A Unit. Giehl Electronics can install soldered IC2 chips for a nominal charge. Call or write for details.)

TEN-TEC PARAGON Software Enhancement Kit

- **Band Registers** store the last used frequency, mode, and filter for all bands 160 through 10 meters.
- **Switchable 10 Minute Timer** reminds you to ID your station.
- **Single Key Band Selection** makes QSY'ing fast.
- **Main Vfo Knob Tuning Rate** is easily set to 1, 1.3, 1.7, 2.5, or 5 kHz per revolution to suit your operating style.
- **Dual VFO Offsets** and **Simultaneous Rx and Tx** offsets provide flexible frequency control.
- **Up and Down** keys are selectable between 1mHz and 100kHz or 10 kHz and 5kHz.
- **Memory Channel** number is preserved for later access.
- **Many Other Enhancements.**
- **Easily Installs in 10 minutes** with no soldering.

New Lower Prices!


Kit includes new software chip, documentation, and installation instructions. Write or call 513-683-2676 for more information, or specify desired kit and send check or money order for \$46.00 + \$3.00 shipping and handling to:

Giehl Electronics

P.O. Box 18335, Cincinnati, Ohio 45218

CIRCLE 282 ON READER SERVICE CARD

MICROWAVE TRANSVERTERS



SHF 1240 Complete Transverter

SHF SYSTEMS No tune linear transverters and transverter kits for 902, 1269, 1296, 2304, 2400, 3456 MHz. All use 2m i.f.g13.8V. Kits include mixer and L.O. P.C. boards, xtal and all components. Built units include I.F./D.C. switchboard, connectors and compact low profile housing. Other frequency options in amateur band available.

SHF 900K	902-906 MHz	50mW	Kit \$139	Built \$265
SHF 1240K	1296-1300 MHz	10mW	Kit \$149	Built \$265
SHF 1269K	1268-1272 Oscar Mode L	10mW	Kit \$140	Built \$255
SHF 2304K	2304-2308 MHz	10mW	Kit \$205	Built \$325
SHF 2401K	2400 MHz Mode S rcv Conv		Kit \$155	Built \$255
SHF 3456K	3456-3460 MHz	10mW	Kit \$205	Built \$325
SHF LOK	540-580 MHz L.O.	50mW	Kit \$ 66	

CALL OR WRITE FOR COMPLETE CATALOG

DOWN EAST MICROWAVE

Bill Olson, W3HQT
Box 2310, RR1 Troy, ME 04987
(207) 948-3741 FAX: (207) 948-5157

SEE YOU IN DAYTON AT BOOTH #341-342

MICROWAVE AMPLIFIERS from DOWN EAST MICROWAVE

Linear Power Amps
for SSB, ATV, FM, 902—1296—2304—3456MHz

2304 PA	10mW in 5W out	1240-1300 MHz	\$140
2318 PAM	0.5W in 18W out	1240-1300 MHz	\$215
2335 PA	10W in 35W out	1240-1300 MHz	\$325
2340 PA	1W in 35W out	1240-1300 MHz	\$355
2370 PA	5W in 70W out	1240-1300 MHz	\$695
3318 PA	1W in 20W out	902-928 MHz	\$275
3335 PA	14W in 40W out	902-928 MHz	\$335
1302 PA	10mW in 3.0W out	2304 MHz	\$400
901 IPA	10mW in 1W out	3456 MHz	Write or Call

T/R Switching available, all 13.8 VDC

Low Noise Preamps & preamp kits—432, 902, 1296, 1691, 2304, 2401, 3456 MHz, 5.7 and 10 GHz.

33LNA	preamp .6 dB NF	902 MHz	13.8V	\$ 95
23LNA	preamp .6 dB NF	1296 MHz	13.8V	\$ 95
13LNA	preamp .7 dB NF	2300-2400 MHz	13.8V	\$130
1691LNAMP	preamp 1 dB NF	1691 MHz mast mounted	13.8V	\$140
4017LNAK	preamp kit	400-1700 MHz	.6 dB	\$ 40

Preamp kits for 2304-10 GHz Write or Call


CALL OR WRITE FOR MORE INFORMATION

DOWN EAST MICROWAVE

Bill Olson, W3HQT
Box 2310, RR1 Troy, ME 04987

(207) 948-3741 FAX: (207) 948-5157

MICROWAVE ANTENNAS



Loop Yagis, Power Dividers, Stacking Frames, Complete Array of 902, 910, 1269, 1296, 1691, 2304, 2401, 3456 MHz. For Tropo, EME, Weak Signal, OSCAR, ATV, Repeaters, WEFAX, Commercial point to point. Available in kit form or assembled and tested.

3333LYK	33el	loop Yagi Kit	902 MHz	18.5 dBi	\$ 95.00
2345LYK	45el	loop Yagi Kit	1296 MHz	21 dBi	\$ 95.00
2445LYK	45el	loop Yagi Kit	1269 MHz	21 dBi	\$ 95.00
1844LY	44el	loop Yagi (assem.)	1691 MHz	21 dBi	\$105.00
2355LYK	55el	Superlooper Kit	1296 MHz	22 dBi	\$108.00
1345 LYK	45el	loop Yagi Kit	2304 MHz	21 dBi	\$ 79.00
945LYK	45el	loop Yagi Kit	3456 MHz	21 dBi	\$ 79.00

Other models available. Call or write for catalog.

DOWN EAST MICROWAVE

Bill Olson, W3HQT
Box 2310, RR1 Troy, ME 04987

(207) 948-3741
FAX: (207) 948-5157

The Flower Pot Special

Plant your antenna!

by David Cassidy N1GPH

The Hidden Antenna Dilemma

People who live in apartments or condos are constantly searching for new ways to get out an HF signal. There are several ways to solve this problem, if the landlord is willing to let you string wires outside the building, but more often than not the problem is simply that no antennas are allowed . . . period.

The typical suggestions for "invisible" antennas are usually not very invisible, especially over a period of time. An HF vertical disguised as a flagpole is pretty good, if you own the space (including the space for underground radials) and are allowed to erect the flagpole. Magnet wire antennas work fairly well, but it's only a matter of time before the feedline is discovered—and then not only do you have to take the antenna down but you risk the wrath of your landlord. Indoor antennas are truly invisible to the outside world, but you're bathing yourself (and your neighbors) in potentially harmful RF radiation, not to mention the TVI problems incurred. Roll-up antennas are OK, but very few locations can accommodate them, and it's a nuisance to have to erect your antenna every time you want to check out band activity.

What we really need is a truly invisible antenna, one that can stand up to long-term scrutiny and still allow for easy operation with a decent signal.

Flower Power

With the abundance of high-quality mobile antennas available, all that is needed for a decent HF signal is a mounting arrangement . . . and a clever disguise. Enter the Flower Pot Special—the clandestine antenna mount that even the KGB would be proud of!

The solution proposed here will be of special interest to hams who have the most difficulty in getting on HF—city dwellers. Although this arrangement can be set up in the corner of a room, if you have access to a balcony (especially a balcony on a high floor), you'll be amazed at the results this invisible antenna can produce. If you're stuck on the ground floor don't worry. I've seen ground-mounted flower pots work Europe consistently when the band is open.

Take a look at the photos; the flower pot antenna mount is almost self-explanatory. The photo shows a Flower Pot Special that was put together by Don Arnold WD4FSY of Outbacker Antenna Sales. Don is the one who




Photo A. The Flower Pot Special.

actually came up with this unique arrangement, and he uses the Flower Pot Special to demonstrate the Outbacker all-band HF antennas at hamfests. The Outbacker is especially suited for operating from an apartment or condo because it offers multiband capabilities from a single element—all you have to do to change bands is plug the wire that wraps the antenna into the appropriate plug on the antenna—but as long as you match the mount to the type of antenna you're using, the Flower Pot Special will work with any type of mobile antenna.

Construction

To build the Flower Pot Special you will need:

- 1 flower pot. The one in the photo is 9" tall and 10" across at the top.
- 1 metal junction box. These are used to mount AC outlets in your walls. They are usually covered with knock-out plugs for running wire through. If you can't find one that has a hole in the center, you'll have to drill a hole to accommodate your antenna mount.
- 4' of 3" copper foil. If you can't find this at your local hardware store, you can get it at Ham Radio Outlet. The stock number is GW0065, and you can get 50 feet for less than

30 bucks. Don't worry, you won't have too much. You'll use most of the roll for your ground plane.

- 1 roof-mount assembly. This is the kind of mount you install by drilling a hole in the roof of your car. Mine has a standard 3/8 x 24 thread mount.

- 3' RG-58 coax, wired with appropriate connectors. One end of this will be attached directly to your mount, just as if you were installing it on your car.

- 1 bag (8–10 lbs.) of anchor cement. You can get this at a hardware store or home center. It sets up in about 10 minutes, and is less brittle than normal cement.

The first thing you want to do is cut four slits in the bottom of your pot. The slits should be long enough to allow the copper foil to pass through (about 4"), and far enough from the sides so you can totally hide the ground plane (if necessary). One to two inches should be sufficient.

Next, prepare your mount. Punch out or drill a hole in the center of your junction box. Cut your copper foil into two 2' sections, cross them over the hole in your junction box, poke a hole in the copper foil and fasten the antenna mount to the junction box according to the manufacturer's instructions (with the crossed foil/junction box taking the place of the car roof).

Snake one end of your coax through one of the slits in your flower pot. (If ultimate disguisability is not a factor, you can drill a hole in the side of the pot at the bottom to let the coax through. Passing the coax through one of the bottom slits will allow you to hide the feedline under the carpet, behind other potted plants, etc.) Attach the coax to your mount according to the manufacturer's instructions (some mounts are hard-wired, others require a PL-259 or other connector).

Place the junction box/antenna mount inside the pot, and snake the copper foil out through the four slits cut in the bottom. Remember, the mount will be elevated 2"–3" from the bottom of the pot, so don't pull the foil too tight. Once you're happy with the placement, tape up the holes with duct tape so the cement won't pour out.

Attach your antenna to the mount, then pour in your pre-mixed cement. Pull the mount up as you pour so that you don't cover it up with cement. Keep pouring until the pot is about half full of cement and make sure the mount is sufficiently submerged. Shake the

WE SHIP WORLDWIDE

Barry Electronics Corp.

WORLD WIDE AMATEUR RADIO SINCE 1950

Your one source for all Radio Equipment!



Lewis W2BIE, Kitty WA2BAP, Jan KB2RV

SEE YOU IN DAYTON!

KITTY SAYS: WE ARE NOW OPEN 7 DAYS A WEEK.
Saturday & Sunday 10 to 5 P.M.

Monday-Friday 9 to 6:00 PM
Come to Barry's for the best buys in town



DRSI

ONV Safety belts-in stock

YAESU

FT-767GX, FT-890, FT-747GX, FT-990,
FRG-8800, FT-736R, FT-1000D, FT-415/815
FT-5200, FT-2400, FT-470

KENWOOD



ANTENNAS

A-S, AES, Cushcraft, Hy-Gain,
Hustler, KLM, METZ, Urban,
MODUBLOX, TONNA, Butternut,
Multi-Band

TS450S/AT, R-5000, TS-850S, TM 241A/
441A, TR-751A, Kenwood Service Repair,
TH225A, TM-631A, TS140S, TS690S, RZ-1,
TS-790A, TS950SD, TH-77A, TH27/47A,
TM-941A, TM-741A, TM-732A.

AMPLIFIERS STOCKED:
RF Concepts
Mirage
TE Systems

MARINE RADIOS
ICOM M7, M11, M56, M700TY, M800
AVIATION PORTABLE ICOM A-21
KING KX-99

Budwig ANT. Products
FLUKE 77, 83, 85, 87 Multimeters

GEOCHRON
World Time Indicators

VoCom/Mirage/Alinco
VoCom/Mirage/TE SYSTEMS
Amplifiers & 5/8λ HT Gain
Antennas IN STOCK

G&G ELECTRONICS ART1,
Air Disk, SWL, Morse Coach

Panasonic

Shortwave Radios/Marine

Telephone scramblers
for cellular and regular
phones. \$299.00 each

Phillips DC-777
FM, MW, LW, SW
Cassette Car Stereo

Alpha Delta
Products
Stocked



EIMAC
3-500Z
572B, 6JS6C
12BY7A &
6146B

AEA Isopoles
(144, 220, 440
MHz), IsoLoop.

BIRD
Wattmeters &
Elements
In Stock



Not available for export.

AOR-AR900, 1000, 2500, 2800,
3000—wide range scanners

Wide selection of SW & Amateur
Publications

Computer Interfaces
Stocked: MFJ-1270B,
MFJ-1274, MFJ-1224, AEA
PK-88, MFJ-1278T, PK-232 MBX
W/FAX, DRSI PRODUCTS

Motorola



DAIWA

COMMERCIAL
& HAM
REPEATERS
STOCKED.
WRITE FOR
QUOTES

Kantronics
KAM, KPC II,
KPC IV, Data Engine,
DVR 2.2

MOTOROLA AUTHORIZED DEALER
KACHINA COMMUNICATIONS DEALER

AUTHORIZED SONY®

DEALER

DIGITAL FREQUENCY COUNTERS
OPTOELECTRONICS model 1300 H/A, 0-1300MHz
2300, 2210 H, 0-2200 MHz, 2600H, UTC-3000, 2810

Long-range Wireless
Telephone for export in stock

BENCHER PADDLES,
BALUNS, LOW PASS FILTERS
IN STOCK

MIRAGE AMPLIFIERS
ASTRON POWER SUPPLIES
Belden Wire & Cable, Int'l Wire
OPTO KEYERS STOCKED

Radios for Business,
Gov't, 2-way, etc.
Stocked & serviced,
call for great prices!

Media Mentors—
Amateur Radio Course



New TEN-TEC
PARAGON, OMNI V

AMERITRON AUTHORIZED DEALER

COMET ANTENNAS
STOCKED

HEIL
EQUIPMENT
IN STOCK

DRAKE

Hy-Gain Towers
will be shipped
direct to you
FREE of
shipping cost.

IIX Towers, Antennas,
Mobile Radio mounts
stocked. Call.

For the best buys in town call:
212-925-7000
Los Precios Mas Bajos en Nueva York
WE SHIP WORLDWIDE!



ICOM

IC-R71A, 751A, 781, 229H, R-7000, IC-765,
IC-726, 3220H, 735, IC-901, IC725,
IC-2410A/2500A, R-1, R-72, R-100



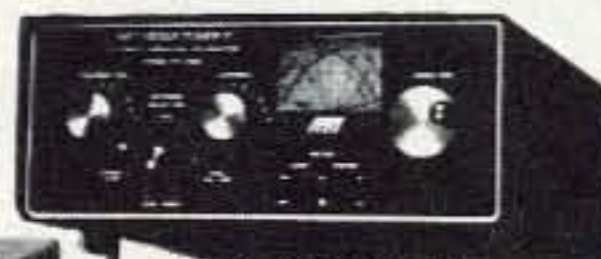
CES

Simplex Autopatch SDI-50 Will Patch FM
Transceiver To Your Telephone. Great For
Telephone Calls From mobile To Base. Simple
To use. SDI-50



Connect Systems (CSI)
PRIVATE PATCH V, Duplex 8200,
CS800

TUNERS STOCKED:
NYE MBV-A 3 Kilowatt Tuner



MFJ-989C

Covercraft/Coaxseal Stocked

SHORTWAVE RECEIVERS
STOCKED

JRC
NRD-525,
JST135,
NRD-535D

MAIL ALL ORDERS TO: BARRY ELECTRONICS CORP., 512 BROADWAY, NEW YORK CITY, NY 10012 (FOUR BLOCKS NORTH OF CANAL ST., BETWEEN SPRING AND BROOME ST.)

New York City's LARGEST STOCKING HAM DEALER
COMPLETE REPAIR LAB ON PREMISES

"Aqui Se Habla Espanol"

BARRY INTERNATIONAL TELEX 12-7670

Monday-Friday 9 A.M. to 6:00 P.M.
Saturday & Sunday 10 A.M. to 5 P.M. (Free Parking)

IRT/LEX—"Spring St. Station". Subways: BMT-
"Prince St. Station". IND—"F" Train-Bwy Station"

Bus: Broadway #6 to Spring St. Path-9th St./6th Ave.
Station.

COMMERCIAL RADIOS
STOCKED: ICOM, Motor-
la, MAXON, Standard,
Yaesu. We serve munic-
ipalities, businesses, Civil
Defense, etc. Portables,
mobiles, bases, re-
peaters...

ALL
SALES
FINAL

Technical help offered upon purchase

FAX: 212-925-7001

We Stock: AEA, ARRL, Alinco, Ameco, Ameritron, Antenna Specialists,
Astatic, Astron, B&K, B&W, Belden, Bencher, Bird, Butternut, CDE, CES,
Cushcraft, Daiwa, Eimac, Henry, Heil, Hustler, Hy-Gain, Icom, KLM,
Kantronics, Larsen, MJF, Mirage, Nye, Palomar, RF Products, Saxton,
Shure, Tempo, Ten-Tec, TUBES, Yaesu, Vibroplex, Duplexers, Repeaters,
Scanners, Radio Publications, Uniden, Kenwood, Maxon, RFC.

WE NOW STOCK COMMERCIAL COMMUNICATIONS SYSTEMS
HAM DEALER INQUIRES INVITED PHONE IN YOUR ORDER & BE REIMBURSED
COMMERCIAL RADIOS stocked & serviced on premises.
Amateur Radio Courses Given On Our Premises, Call
Export Orders Shipped Immediately. TELEX 12-7670

The only Coax Protector that works for Lightning and EMP...



...on **ALL**
your
equipment

Did you know that DC continuity lightning arrestors don't work on: Receivers, Cavities (Shunt Fed), and Isolators?

- For Coax 50, 75 and 93 ohm systems to 6.0 GHz.
- For Telephone, current loop, RS-232 and T-1.
- For 120, 240 and 480 VAC single and three phase powerline.

For these and any of our other
1500 protectors and
grounding systems contact

K PolyPhaser
CORPORATION

P. O. Box 9000
Minden, NV 89423-9000
(800) 325-7170
(702) 782-2511
FAX: (702) 782-4476

CIRCLE 49 ON READER SERVICE CARD




Photo B. Junction box, copper foil and antenna mount assembled and ready for "planting."

pot back and forth to make sure there are no air pockets, then hold the antenna vertical for five to 10 minutes until the anchor cement firms up.

Your Flower Pot Special is now complete. As soon as the cement thoroughly dries you are ready to hide your handiwork.

Camouflage

Once the cement is dry, you can attach your antenna to the mount and conceal it with plastic greenery. If you check out florists, home centers and craft shops, you will find a vast array of amazingly real-looking plants. The only caveat here is: Make sure that the fake plants you use to disguise your antenna are not built around a wire core. This will play havoc with your antenna's SWR and signal. You should be sure to only use non-conductive materials to disguise your antenna. While you're picking up your disguise plants, be sure to get a bag of sphagnum moss or wood chips to cover and conceal the cement. With enough greenery, even your ham friends won't recognize your home decoration as an antenna.

Grounding

The reason you went through all the trouble to install that copper foil is that this antenna absolutely must have a ground plane. If you want to prove this for yourself, hold a fluorescent tube near the antenna while transmitting a carrier. With the pot resting on a ground plane, the tube will light brightly. Lift the flower pot off of the ground plane and the light will immediately go out. Remember, the antenna you're installing is designed to use a car body as a ground, so you must provide an equivalent or you won't get out any kind of a signal.

There are many possible ways to provide a ground plane for your flower pot, all of them dependent on where the antenna will be placed. If you are going to place the disguised antenna in a corner of an apartment balcony, look for a metal railing to attach to the copper ground strips. If nothing else is available, you could run a length

of the copper tape around the balcony. If you are going to leave the flower pot indoors (grouped with other plants, you'll soon have to remind yourself that it's an antenna), you could run copper foil and transmission line under the carpet or behind the baseboard. With a little time and imagination, the flower pot can be installed so that it is totally undetectable.

You need a total of five to six square feet of copper foil to provide an adequate substitute for a car body. Really put some thought into how you can provide a ground plane, and it will pay off with a better signal.

With Power Comes Responsibility

It is important for those hams who are forced to operate from apartments or condos to remember that just because they have come up with an ingenious way to conceal their antenna, it is all for naught if every telephone, stereo and television in the building makes weird noises each time you transmit. You could probably hide the fact that it is you who is causing all the interference, but sooner or later you will be discovered as the culprit. Not only will that make you very few friends, but it will give all of your neighbors a bad impression of amateur radio forever.

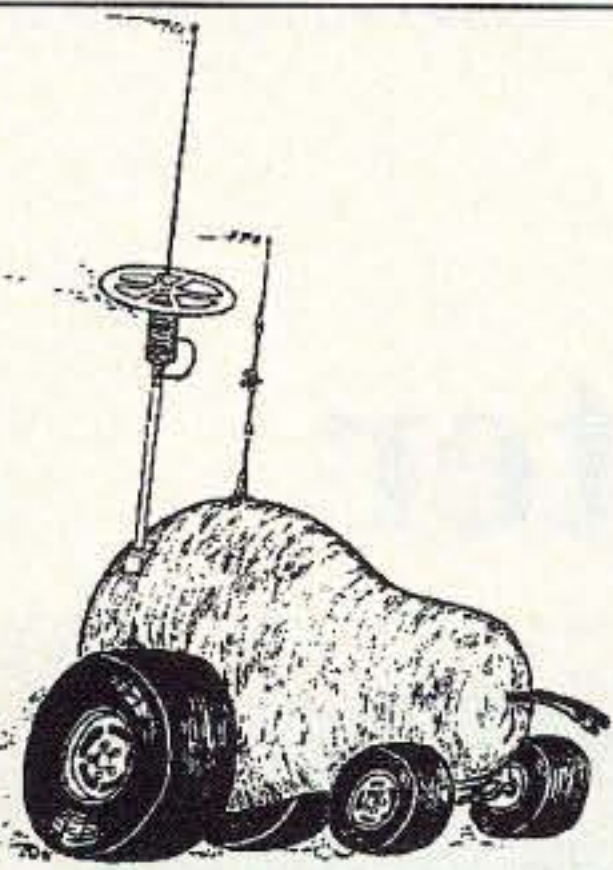
I'm not suggesting that you advertise that you are operating a ham station from the 14th floor, but for the sake of hams everywhere, make sure that you are acting as a responsible amateur as well as a good neighbor.

I'd appreciate hearing from anyone who decides to build a Flower Pot Special. I'm sure many of you will see other ways of putting together a similar antenna mount. I'd like to hear about your results, and any ways to improve the basic construction methods given here.

Good luck, and happy planting! **73**

David Cassidy NIGPH is the associate publisher of 73 Amateur Radio Today. He can be reached at the offices of 73, Forest Road, Hancock, NH. 03449-0278.

THE GREAT MOBILE PEAR



THE TEXAS BUGCATCHER HF Mobile Antenna System

- Hi Q air-wound coils
- Minimum SWR—excellent performance on all HF bands
- Easy assembly to meet almost any configuration
- Fits standard 3/8-24 SAE mounts
- Various length base masts & whips available

Henry Allen WB5TYD
214-388-4724 8 am-4 pm weekdays
903-527-4163 evenings & weekends

Send for free brochure!

GLA Systems
PO Box 425
Caddo Mills, TX 75135

COMET ANTENNAS FOR THE PROFESSIONAL AMATEUR

CPR-5800

Dual-Bander 146/446MHz
Gold plated center conductor
for excellent electrical efficiency!

Wave Length: 146MHz 7/8 Wave
446MHz 5/8 Wx3

Gain: 146MHz 5.0dB
446MHz 7.6dB

Impedance: 50 ohms

VSWR: 1.5:1 or less

Max. Power: 120 watts

Length: 5'

Connector: UHF

CIRCLE 124 ON READER SERVICE CARD

BRAINSTORM ENGINEERING
2948 1/2 HONOLULU AVE. LA CRESCENTA, CA. 91214
PHONE (818) 249-4383 FAX (818) 248-0840

MULTI-MODE SR4 SIMPLEX REPEATER



NO DUPLEXER NEEDED!*

USE ONE RADIO AND ONE SIMPLEX FREQUENCY!**

GENERAL INFORMATION

THE SR4 IS A FULLY SELF-CONTAINED, MICROPROCESSOR BASED, REMOTE PROGRAMMABLE CONTROLLER, CAPABLE OF OPERATING ONE OR TWO RADIO TRANSCEIVERS IN SIMPLEX REPEATER, SPLIT SIMPLEX REPEATER, DUPLEX REPEATER CONTROLLER, VOICE MAIL AND VOICE IDer MODES SEPARATELY OR SIMULTANEOUSLY.

- ONE RADIO SIMPLEX REPEATER
- DUAL RADIO SIMPLEX REPEATER
- CROSS BAND SIMPLEX REPEATER
- CROSS BAND DUPLEX REPEATER
- CROSS BAND SPLIT SIMPLEX / DUPLEX REPEATER
- 2 MINUTES & 48 SECONDS OF TIME
- VOICE MAIL
- AUTOMATIC VOICE IDENTIFIER
- AUXILIARY OUTPUT
- DUAL RADIO SPLIT SIMPLEX REPEATER
- DUPLEX REPEATER CONTROLLER
- BI-DIRECTIONAL DUPLEX REPEATER
- REPEATER BACK-UP SYSTEM
- REMOTE LINK
- MOBILE EXTENDER

\$399.⁰⁰ & UP

*no duplexer needed for simplex repeater functions

** for "one radio simplex repeater"

MASTERCARD • VISA • AMERICAN EXPRESS • DISCOVER

CIRCLE 197 ON READER SERVICE CARD

The Best Shortwave You Can Buy Comes From Drake



The Drake R8 Communications Receiver...simply the best shortwave clarity and fidelity you'll find, outperforming receivers costing much, much more.

Famous Drake technology gives you wide frequency coverage of all world bands and excellent dynamic range...in an uncluttered package with an ergonomic front panel, featuring keypad entry of functions.

For the best access to world events as they happen, buy yourself a Drake R8 shortwave receiver. Ask your dealer for more information, or contact a Drake sales office today at **1-800-723-4639 (1-800-RADIO-DX)**.

DRAKE

We Bring the World Closer

R. L. Drake Company, P.O. Box 3006, Miamisburg, OH 45343, USA Tel: 513-866-2421
Drake Canada, 655 The Queensway #16, Peterborough, Ontario K9J 7M1, Canada
Tel: 705-742-3122

1-800-723-4639 (1-800-RADIO-DX)

©1991 The R.L. Drake Co.

CIRCLE 147 ON READER SERVICE CARD

The Rock Bender QRP Transmitter

Win QSOs and influence crystals.

by Randy Henderson WI5W

If you want a simple way to generate stable signals, a crystal oscillator will do nicely. The only problem is, you have one available frequency per crystal. This transmitter will "bend" the frequency of your "rock" (quartz crystal) to create a tunable oscillator.

The "Rock Bender" features two stages, an oscillator and a power amplifier. The tuning range varies with individual crystals. Various 7 MHz crystals will allow 6 to 20 kHz of tuning range. The version shown here has an output power of 3 watts into a 50 ohm load. A slight modification allows output levels of 10 watts or greater. It is extremely tolerant of mismatched loads.

Construction

The circuit board is double-sided. One side is a conventional etched pattern, shown in Figure 1. The other side is a solid copper ground plane, except where holes are drilled for component leads. All ground connections are soldered on this side. If you are making your board from the pattern, many methods can be used to form the resist paths. These include: tape, resist pen, and photo resist. See the construction chapter in recent versions of the *ARRL Handbook* to learn more about such techniques. Enamel spray paint is an easy way to cover the ground plane.

All components mount on the ground plane side (see Photo B). Only grounded leads are soldered to the ground plane. All other leads pass through the ground plane to the etched side of the board. They must not make contact with the ground plane. To prevent accidental contact, countersink the ground plane at the holes indicated as ungrounded in Figure 2. Use a substantially larger bit for countersinking than the component lead hole (1/4" to 1/2"). Light pressure on the drill will clear away copper from the periphery of the holes (see Photo C).

Place the components as shown in Figure 2. Q2, the IRF511 output transistor, should be mounted close to the board with short leads, as well as C8. I leave conductive foam, aluminum foil, or wire, on the leads of Q2 until all of the board components are soldered in place. Shorting the leads together protects against damage from static electric charges and soldering iron leakage. Don't forget to remove the short before applying power. All other components should have reasonably short leads. Q2, L4 and the crystal socket will need larger holes and countersunk areas.

The variable capacitor C2 does not solder directly to the board. Use a short, stiff wire jumper to connect the stator plates (see Photo D). Most defunct AM broadcast receivers have small polyethylene film variable capacitors suitable for C2. To my knowledge, all use metric-sized screws. Many have internally threaded shaft ends. I find that some rubber cabinet feet make suitable knobs when the original is not available. Use care when mounting variable capacitors. Do not run the screws in far enough to damage the plates. Use washers, spacers or shorter screws. If necessary, shorten the screw and repair the threaded end.

L4 is made of 22-18 AWG solid copper wire. Enamel insulation is preferable, but not essential. Wind four turns over a 3/4-inch-long PVC pipe section. The size of pipe used for the coil form is known as "1/2-inch." This is a convention used by the plumbing industry and is not the actual outside diameter. The outside diameter is approximately 0.84 inches. The length of the winding is about 1/2 inch. Do not secure or cement the turns in place at this stage of construction.

The mounting holes for the circuit board are not shown in the layout. Place mounting holes as you wish, but do not allow supports to short or ground conductors on the etched side of the board.

Although Figure 3 doesn't show a fuse, some type of



Photo A. This well-dressed Rock Bender sports a black-and-gray cabinet from Mouser Electronics (part number 4OUB101). The key jack is near the lower left corner of the front panel. The tuning knob is a black rubber cabinet foot.



Photo B. Rock Bender au naturel. The board is mounted on a clear piece of Plexiglas™. The PL-259 antenna connector is wired to the board via RG-158 miniature coax. A key jack is at lower left.




Photo C. Countersunk holes on the ground plane provide safe passage for component leads without disturbing printed circuit paths on the other side.

ASTRON POWER SUPPLIES

• HEAVY DUTY • HIGH QUALITY • RUGGED • RELIABLE •



MODEL VS-50M

SPECIAL FEATURES

- SOLID STATE ELECTRONICALLY REGULATED
- FOLD-BACK CURRENT LIMITING Protects Power Supply from excessive current & continuous shorted output
- CROWBAR OVER VOLTAGE PROTECTION on all Models except RS-3A, RS-4A, RS-5A, RS-4L, RS-5L
- MAINTAIN REGULATION & LOW RIPPLE at low line input Voltage
- HEAVY DUTY HEAT SINK • CHASSIS MOUNT FUSE
- THREE CONDUCTOR POWER CORD except for RS-3A
- ONE YEAR WARRANTY • MADE IN U.S.A.

PERFORMANCE SPECIFICATIONS

- INPUT VOLTAGE: 105-125 VAC
- OUTPUT VOLTAGE: 13.8 VDC \pm 0.05 volts (Internally Adjustable: 11-15 VDC)
- RIPPLE Less than 5mv peak to peak (full load & low line)
- All units available in 220 VAC input voltage (except for SL-11A)


SL SERIES



MODEL	Colors		Continuous Duty (Amps)	ICS* (Amps)	Size (IN) H x W x D	Shipping Wt. (lbs.)
	Gray	Black				
SL-11A	•	•	7	11	2 $\frac{3}{4}$ x 7 $\frac{3}{8}$ x 9 $\frac{3}{4}$	11


- LOW PROFILE POWER SUPPLY

RS-L SERIES



MODEL	Continuous Duty (Amps)	ICS* (Amps)	Size (IN) H x W x D	Shipping Wt. (lbs.)
RS-4L	3	4	3 $\frac{1}{2}$ x 6 $\frac{1}{8}$ x 7 $\frac{1}{4}$	6
RS-5L	4	5	3 $\frac{1}{2}$ x 6 $\frac{1}{8}$ x 7 $\frac{1}{4}$	7

- POWER SUPPLIES WITH BUILT IN CIGARETTE LIGHTER RECEPTACLE



RM SERIES MODEL RM-35M

MODEL	Continuous Duty (Amps)	ICS* (Amps)	Size (IN) H x W x D	Shipping Wt. (lbs.)
RM-12A	9	12	5 $\frac{1}{4}$ x 19 x 8 $\frac{1}{4}$	16
RM-35A	25	35	5 $\frac{1}{4}$ x 19 x 12 $\frac{1}{2}$	38
RM-50A	37	50	5 $\frac{1}{4}$ x 19 x 12 $\frac{1}{2}$	50
RM-60A	50	55	7 x 19 x 12 $\frac{1}{2}$	60
RM-12M	9	12	5 $\frac{1}{4}$ x 19 x 8 $\frac{1}{4}$	16
RM-35M	25	35	5 $\frac{1}{4}$ x 19 x 12 $\frac{1}{2}$	38
RM-50M	37	50	5 $\frac{1}{4}$ x 19 x 12 $\frac{1}{2}$	50
RM-60M	50	55	7 x 19 x 12 $\frac{1}{2}$	60

- 19" RACK MOUNT POWER SUPPLIES

- Separate Volt and Amp Meters


RS-A SERIES



MODEL RS-7A

MODEL	Colors		Continuous Duty (Amps)	ICS* (Amps)	Size (IN) H x W x D	Shipping Wt. (lbs.)
	Gray	Black				
RS-3A	•	•	2.5	3	3 x 4 $\frac{3}{4}$ x 5 $\frac{3}{4}$	4
RS-4A	•	•	3	4	3 $\frac{3}{4}$ x 6 $\frac{1}{2}$ x 9	5
RS-5A	•	•	4	5	3 $\frac{1}{2}$ x 6 $\frac{1}{8}$ x 7 $\frac{1}{4}$	7
RS-7A	•	•	5	7	3 $\frac{3}{4}$ x 6 $\frac{1}{2}$ x 9	9
RS-7B	•	•	5	7	4 x 7 $\frac{1}{2}$ x 10 $\frac{3}{4}$	10
RS-10A	•	•	7.5	10	4 x 7 $\frac{1}{2}$ x 10 $\frac{3}{4}$	11
RS-12A	•	•	9	12	4 $\frac{1}{2}$ x 8 x 9	13
RS-12B	•	•	9	12	4 x 7 $\frac{1}{2}$ x 10 $\frac{3}{4}$	13
RS-20A	•	•	16	20	5 x 9 x 10 $\frac{1}{2}$	18
RS-35A	•	•	25	35	5 x 11 x 11	27
RS-50A	•	•	37	50	6 x 13 $\frac{3}{4}$ x 11	46

RS-M SERIES




MODEL RS-35M

MODEL	Continuous Duty (Amps)	ICS* (Amps)	Size (IN) H x W x D	Shipping Wt. (lbs.)
RS-12M	9	12	4 $\frac{1}{2}$ x 8 x 9	13
RS-20M	16	20	5 x 9 x 10 $\frac{1}{2}$	18
RS-35M	25	35	5 x 11 x 11	27
RS-50M	37	50	6 x 13 $\frac{3}{4}$ x 11	46

- Switchable volt and Amp meter
- Separate volt and Amp meters

VS-M AND VRM-M SERIES



MODEL VS-35M

- Separate Volt and Amp Meters • Output Voltage adjustable from 2-15 volts • Current limit adjustable from 1.5 amps to Full Load

MODEL	Continuous Duty (Amps)			ICS* (Amps) @13.8V	Size (IN) H x W x D	Shipping Wt. (lbs.)
	@13.8VDC	@10VDC	@5VDC			
VS-12M	9	5	2	12	4 $\frac{1}{2}$ x 8 x 9	13
VS-20M	16	9	4	20	5 x 9 x 10 $\frac{1}{2}$	20
VS-35M	25	15	7	35	5 x 11 x 11	29
VS-50M	37	22	10	50	6 x 13 $\frac{3}{4}$ x 11	46
VRM-35M	25	15	7	35	5 $\frac{1}{4}$ x 19 x 12 $\frac{1}{2}$	38
VRM-50M	37	22	10	50	5 $\frac{1}{4}$ x 19 x 12 $\frac{1}{2}$	50

- Variable rack mount power supplies

RS-S SERIES



MODEL RS-12S

MODEL	Colors		Continuous Duty (Amps)	ICS* Amps	Size (IN) H x W x D	Shipping Wt. (lbs.)
	Gray	Black				
RS-7S	•	•	5	7	4 x 7 $\frac{1}{2}$ x 10 $\frac{3}{4}$	10
RS-10S	•	•	7.5	10	4 x 7 $\frac{1}{2}$ x 10 $\frac{3}{4}$	12
RS-12S	•	•	9	12	4 $\frac{1}{2}$ x 8 x 9	13
RS-20S	•	•	16	20	5 x 9 x 10 $\frac{1}{2}$	18

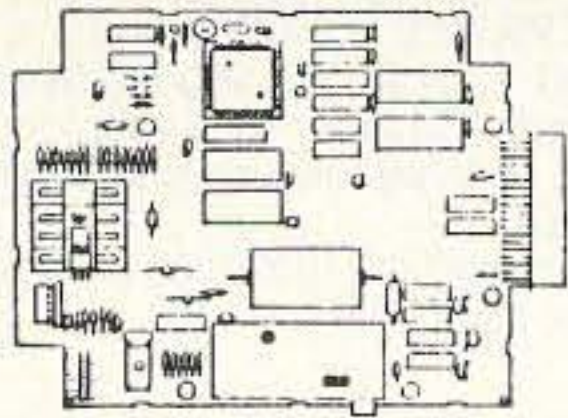
- Built in speaker

Courteous Service • Discount Prices • Fast Shipping

ALL ELECTRONICS CORP.

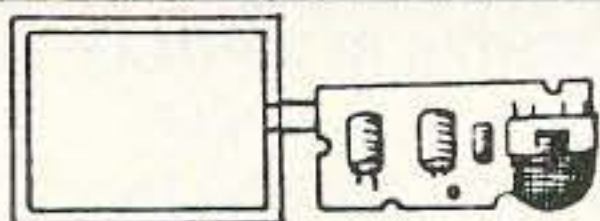
Mail Order Electronic Parts And Supplies
P.O. Box 567 • Van Nuys, CA 91408

PC BOARD WITH RF MODULATOR (and lots of other parts)



We recently received a load of these PC boards which contain, among other things, a RF modulator. With a little desoldering you should be able to liberate a working unit from the board. Also contains 7805T voltage regulator with a couple of heatsinks, 20 ICs, capacitors, resistors, diodes and connectors. No hook-up information available on the modulator. CAT# VMB-1 \$2.75 each

Electroluminescent BACKLIGHTS



At last! A low cost electroluminescent glow strip and inverter. These brand-new units were designed to backlight small LCD TVs made by the Citizen Watch company. The inverter circuit changes 3 or 6 Vdc to approximately 100 Vac, the voltage required to light the glowstrip. Luminescent surface area is 1.7" X 2.25". The strip is a salmon color in its off state, and glows white when energized. The circuit board is 2.2" X 1". Glow strip and circuitry can be removed easily from plastic housing. Ideal for special lighting effects and backlighting. Two models available:

Citizen# 91TA operates on 3 Vdc CAT# BLU-91

Citizen# 92TA operates on 3-6 Vdc CAT# BLU-92

LARGE QUANTITY AVAILABLE
\$3.50 each

10 for \$32.00 • 100 for \$275.00

SUPER SMALL Surface Mount Green LED

Surface mount LED chip.
Clear when off, green when lit.
Very tiny - whole unit is 0.115"
X 0.055" X 0.05" thick. 1mm (0.04") lens diameter.
Gold-plated mounting surfaces for superior conductivity.
CAT# SMLED-2
100 for \$18.00
1000 for \$140.00

10 for \$2

ELECTRET MIKE

High efficiency, omni-directional, miniature electret condenser microphone element.
Low current drain, good signal to noise ratio, operates on 2 to 10 Vdc. Ideal for telephones, tape recorders, noise-activated alarms and other applications.
0.39" dia X 0.31" high. CAT# MIKE-10

85¢ each

200 pcs \$150.00 (75¢ each)

TOLL FREE ORDER LINES
1-800-826-5432

CHARGE ORDERS to Visa, MasterCard or Discover

TERMS: Minimum order \$10.00. Shipping and handling for the 48 continental U.S.A. \$3.50 per order. All others including AK, HI, PR or Canada must pay full shipping. All orders delivered in CALIFORNIA must include state sales tax (7 1/4%, 7 1/2%, 7 3/4%, 8 1/4%). Quantities Limited. NO C.O.D. Prices subject to change w/out notice.

Call or Write For Our
FREE 64 Page Catalog
(Outside The U.S.A. Send \$2.00 Postage)
ALL ELECTRONICS CORP.
P.O. Box 567 • Van Nuys, CA • 91408

CIRCLE 194 ON READER SERVICE CARD

current limiting device should be used to protect the transmitter. If your power source does not include a fuse, circuit breaker, or active current limiter, wire one into the positive supply line. A 3/4 or 1-A rating is suitable for the 3 watt output level.

The jumper shown in Figure 2 must be connected for oscillator keying. It does not connect to ground.

Connectors are needed for the antenna, the key and the power source. If you're an inexperienced builder, bring these accessories to the parts store to simplify finding the matching connector.

Circuit Description

Figure 3 shows Q1 in a modified Colpitts oscillator configuration driving Q2. The output of Q2 is filtered and undergoes an impedance transformation before reaching the antenna terminal. This dual function is performed by a pi network consisting of C11, C12 and L4.

Keying is accomplished by providing a ground path for the emitter of Q1 and the source of Q2. No keying transistor is used.

You may want to experiment with operating the oscillator continuously. This often provides improved keying characteristics when you're trying to stretch the tuning range. Use a small heat sink on Q1. The oscillator keys satisfactorily with moderate tuning limits. Those of you "bent" on extending the limits may find help in reducing chirp by eliminating the jumper. Install a switch between the free end of R3 and ground.

What determines the tuning range for a particular crystal? L1 has, by far, the largest effect. The optimum value for L1 depends greatly on the type of crystal used. With most FT-243 crystals, 18 to 20 μ H works well. HC-6 and HC-18 types seem to need more inductance. I used a total of 38 μ H with one HC-6 crystal to obtain 10 kHz of tuning range. Some builders report 20 kHz of shift using old military/government surplus crystals with very large holders.

The value of L1 affects tuning in a very




Photo D. A mounting bracket fabricated from a wire paper clip supports C2. Ground connections for C1 and C5 are visible. Hand capacity affects the frequency slightly when C2 is mounted this way.

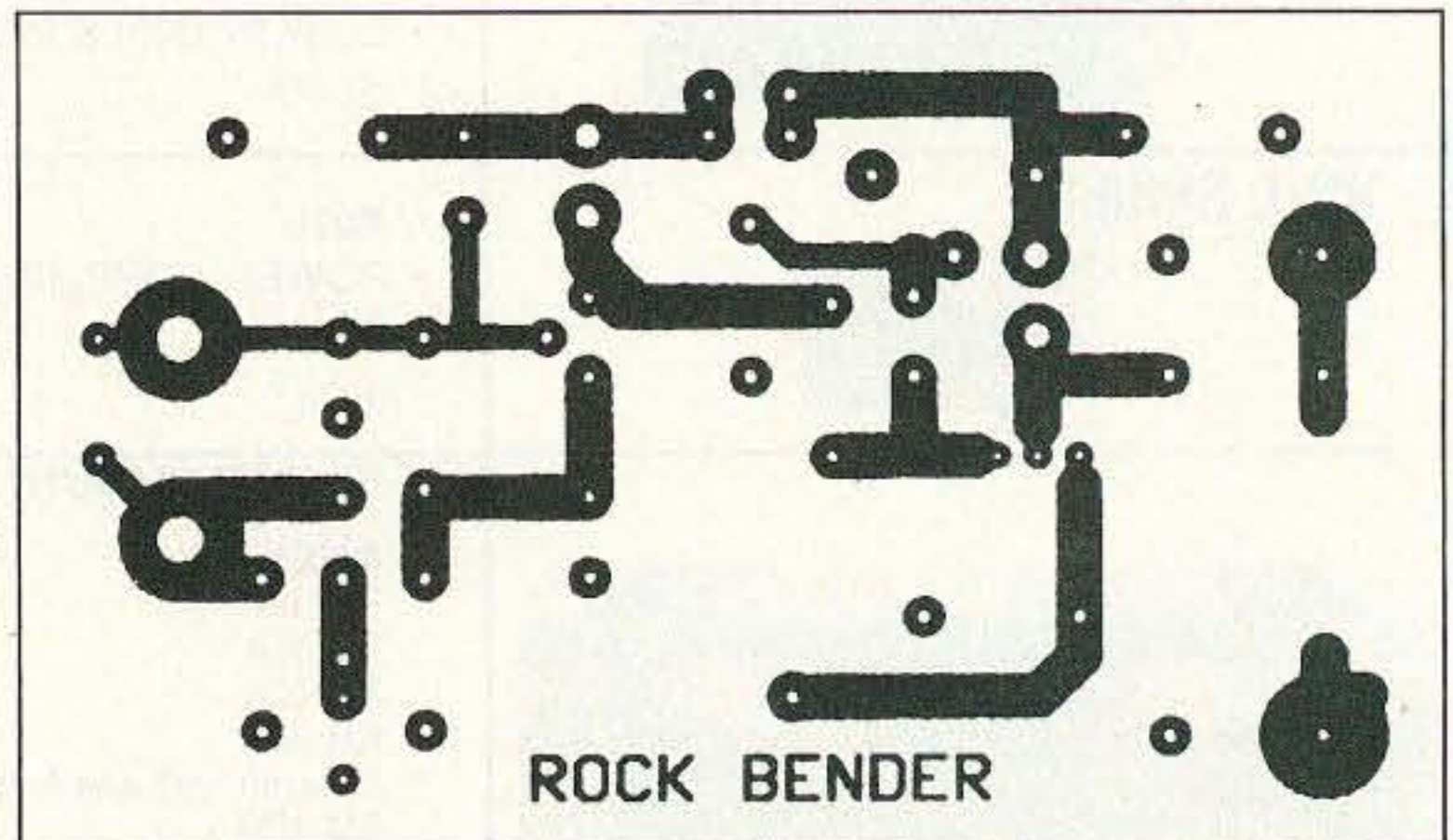


Figure 1. The isolated pads with no traces connected show the location of ground connections. These can be drilled or simply used as a visual reminder for soldering to the ground plane.

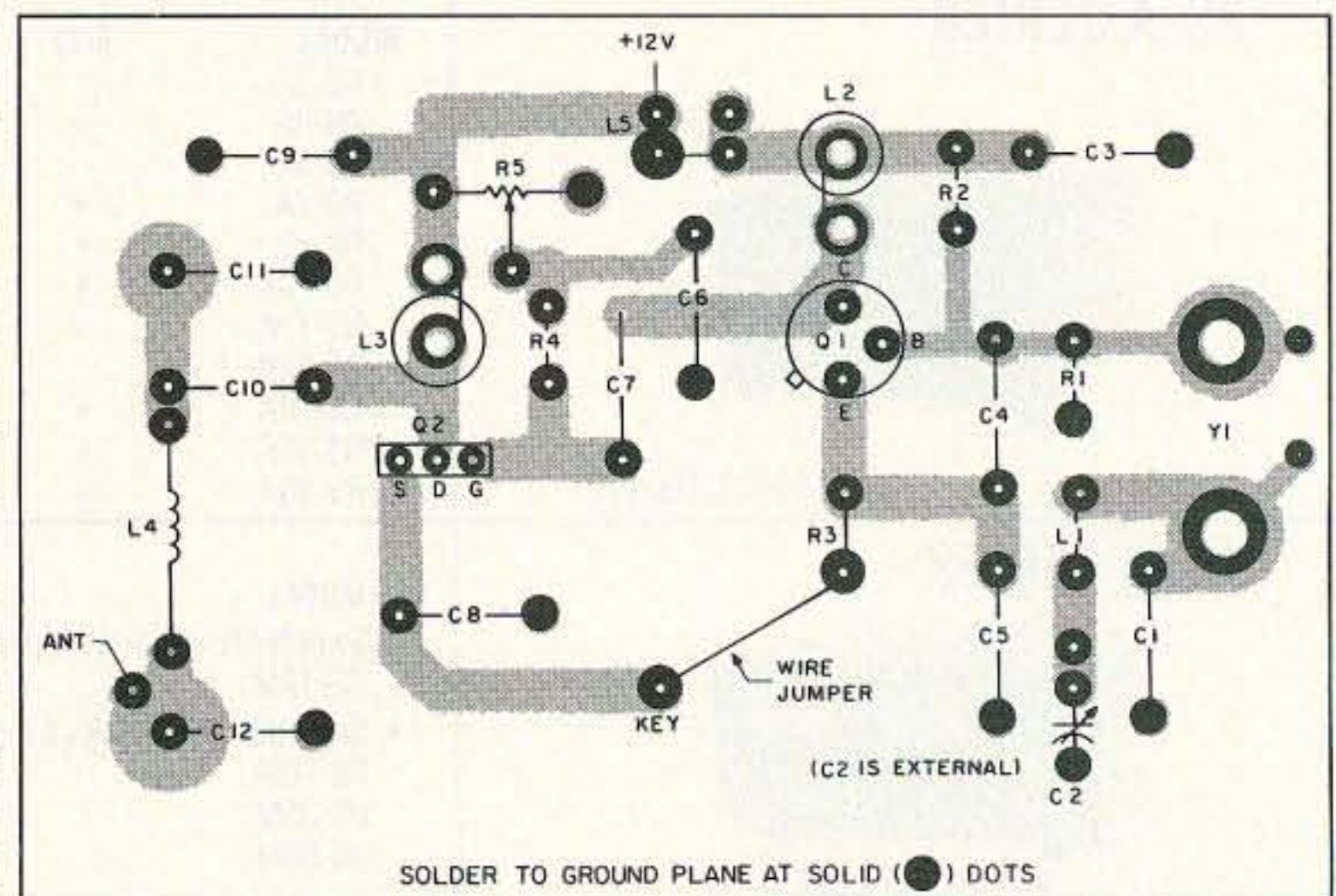


Figure 2. This is a view of the component side. It is also the side of the solid copper ground plane. The etched pattern is underneath, invisible from this side. Open circles mark component leads that pass through the ground plane to the etched side of the board. Countersink the ground plane at those locations.

non-linear manner. Substituting a 15 μ H inductor in place of an 18 μ H inductor may reduce the available tuning range by 80 percent. If L1 is too large, the oscillator will usually malfunction in one of two ways. It may lose most or all of the tuning range. In this case, oscillation may take place at a frequency very close to the value marked on the crystal holder. Oscillation can also take place at frequencies several hundred kHz away from the marked frequency. You certainly don't want to operate the trans-

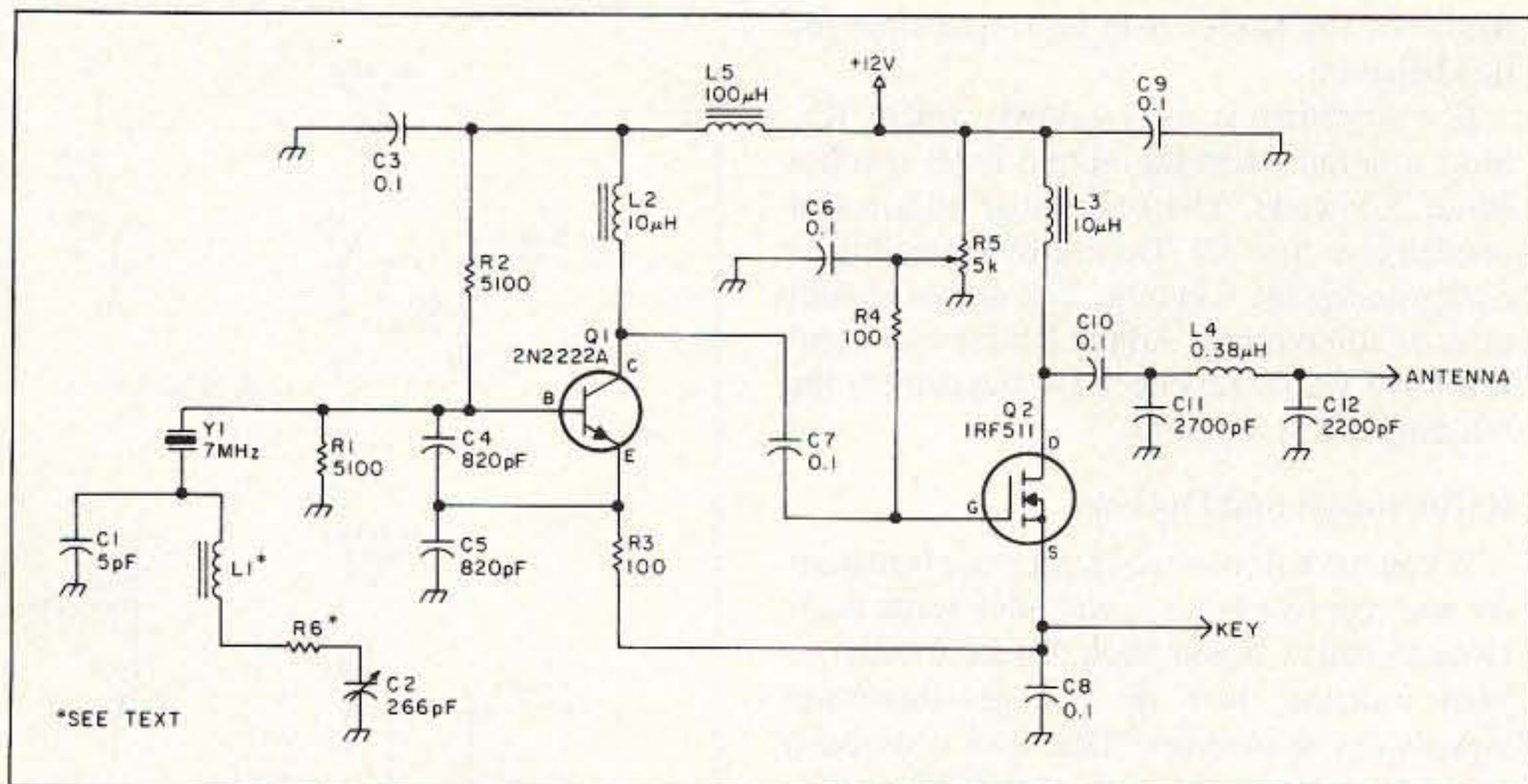


Figure 3. A 40 meter version of the Rock Bender.

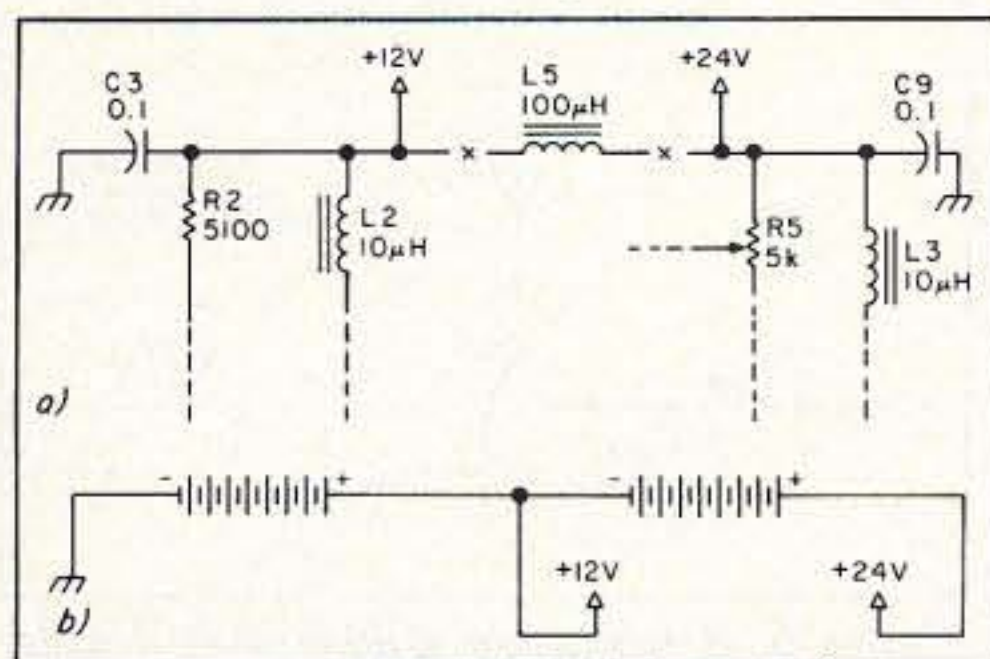


Figure 4. a) Use dissimilar power connectors for the 24 volt and 12 volt bus or one 3-pin connector keyed to plug in only one way. This will preclude accidentally swapping power sources. b) Two 12 volt batteries in series. Remember to use a fuse on both positive leads to the transmitter. About 200 mA for the 12 volt tap and 750 mA for the 24 volt lead.

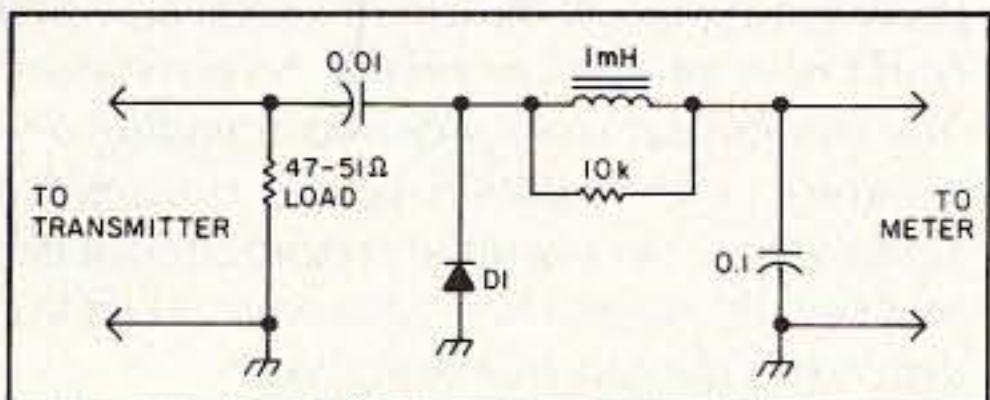


Figure 5. This circuit samples RF voltage across the load. A DC voltage appears at the meter terminals. The RMS value is approximately $0.707 \times \text{peak}$. If R is the load resistance and E is the voltage indicated by the DC voltmeter, then power = $(0.707E^2)/R$. D1 is an RF or high-speed switching type of diode. A 1N34A germanium or 1N914 silicon will work. If you first subtract the characteristic voltage drop from E , the calculation is more accurate. Use 0.4 volts for germanium or hot carrier diodes and 0.7 volts for silicone. The 10k ohm resistor loads the RF choke to eliminate erroneous readings caused by parallel resonance effects.

mitter out of the band.

A low-Q inductor seems to work best at L1. High-Q toroidal inductors are often unsatisfactory. Decreasing the Q and the crystal current even more by using R6 often improves keying characteristics. The largest value I've used is 47 ohms for FT-243 crystals. The lowest value is zero ohms. Small, low-Q, low current, high DC resistance, molded chokes are a good choice for L1. The best configuration for L1 is often two or three

molded chokes in series. For instance, you might use two chokes of 9.1 µH each, for a total of 18.2 µH.

C2 is the tuning control for actual on-the-air operation. Using a larger value variable capacitor may provide increased tuning range in some transmitters.

Component values for the rest of the transmitter are not so dependent on crystal Y1. Potentiometer R5 sets the gate bias voltage for output transistor Q2. R4 acts as a "swamping" resistor. In other words, it loads the gate circuit of Q2 to stabilize the output stage and prevent parasitic oscillations. It also helps establish a stable load for the oscillator.

If you need a bit more output power, here's how. The output transistor, Q2, works very well with a 24 volt DC supply. At this voltage, Q2 needs a larger heat sink with a few square inches of surface area. An aluminum chassis can be used by mounting Q2 upside down (on the etched side of the board) and thermally coupling to Q2 with a mica insulating washer covered with heat-sink compound. The gate bias voltage will need to be lower (adjust R5). At 7 MHz, 10 watts of output power is available.

Wait! Don't rush to the nearest 24 volt supply. The transmitter absolutely will not tolerate a 24 volt DC supply to Q1. The drive level (RF voltage) is so high that it punctures the gate insulation, destroying Q2 instantly. L5 is a decoupling choke for the oscillator supply. By removing L5, you can operate the oscillator at 12 to 14 volts and supply 24 volts to the IRF511 amplifier (see Figure 4a).

Crystal Y1 operates in the fundamental mode in this circuit. Overtone cut crystals also operate in the fundamental mode. At present, there are sources of very inexpensive fundamental mode 7 MHz crystals. For this reason, development of the transmitter was concentrated on the 40 meter band. This transmitter also works on 14 MHz by changing a few component values. Reduce C4 and C5 by half. Change C11 and C12 to 910 pF. Change L4 to 0.24 µH. This is for a supply voltage of 13.5, 2 watts output and a network Q of 4 (including transistor output capacitance). You can achieve initial operation (and very little tuning range) by using a jumper in

SHORTY ALL-BANDER

THE PERFECT MATCH FOR ANTENNA TUNERS WITH A BALANCED OUTPUT

ONLY 70 FOOT LONG OVERALL

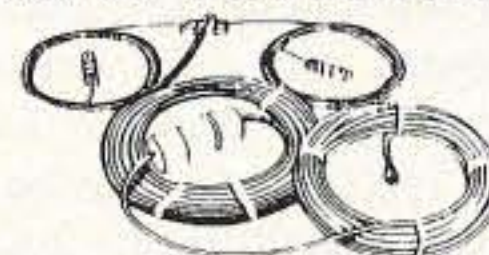
- Completely factory assembled ready to use
- Small, lightweight, weatherproof, sealed shorteners with stainless steel eyelets
- Heavy 14 (7/22) gauge stranded copper antenna wire to survive those severe storms
- Center fed with 100 feet of low loss 450 ohm balanced transmission line
- Includes center insulator with an eye hook for center support
- Includes custom molded insulators molded of top quality material with high dielectric qualities and excellent weatherability
- Complete installation instructions included
- Overall length 70 feet, less when erected as an inverted vee or sloper
- Handles 2 kw PEP & covers 160 through 10 meters
- May be trimmed to fit small city lots

Only \$39.95 PPD

The ALL-BANDER DIPOLE, all-band doublet type antenna is fully assembled, overall length 135 feet with 100 feet 450 OHM feedline

Only \$29.95 PPD

G5RV ANTENNA



The G5RV MULTIBANDER antenna is an excellent all band (3.5-30 MHz) 102 foot dipole. On 1.8 MHz the antenna may be used as a Marconi type antenna when used with a tuner and a good earth ground. The proper combination of a 102 foot flat-top and 31 feet of 300 ohm KW twinlead transmission line achieves resonance on all the amateur bands from 80 through 10 meters with only one antenna. There is no loss in traps and coils. The impedance present at the end of the 300 ohm KW twinlead transmission line is about 50-60 ohms, a good match to the 70 feet of RG8X mini foam coax. It comes completely assembled ready for installation, handles 2 KW PEP and may be used in a horizontal or inverted "V" configuration.

MODEL	BANDS	LENGTH	PRICE
G5RV-MB	80-10	102'	\$49.95 PPD
		(model illustrated)	
G5RV	80-10	102'	\$34.95 PPD
		(no xfmr or cable, with 31' bal. feedline)	
G5RV JF	40-10	51'	\$29.95 PPD
		(no xfmr or cable, with 26' bal. feedline)	

AT YOUR DEALER, IF NOT, ORDER DIRECT

VGE

VAN GORDEN ENGINEERING
BOX 21305, S. EUCLID, OHIO 44121
PHONE (216) 481-6590 FAX (216) 481-8329

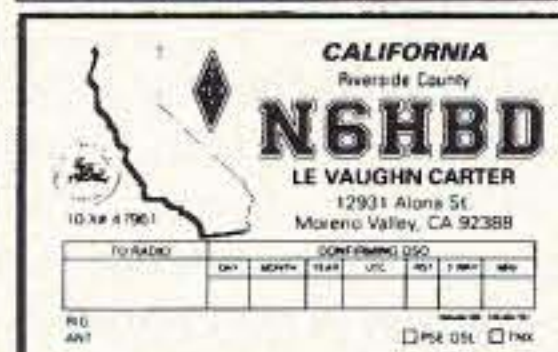
Budget QSLs

\$39/1000

plus \$3.75 Shipping in U.S.

★ RAISED PRINTED ★
BEAUTIFUL, GLOSSY INK

Thought you couldn't afford really good QSLs? These high quality RAISED PRINTED cards can be in your hands for only 4¢ each! Your choice of 4 colors of 67 lb. bristol stock: Gray, Yellow, Blue, Ivory. We print in blue ink in the format shown. If you don't want the state outline, we can remove it and make the callsign larger to balance the card. NO EXTRA CHARGE for ARRL logo, or extra wording if we have the room. Order with confidence, these are the best value in Ham Radio today! Your satisfaction is guaranteed. Send your check or call us if you have MasterCard or Visa. Need a custom card? Call (318) 443-7261.



DENNIS
WA5QMM

NETWORK
QSL CARDS

P.O. Box 13200, Dept. 73
Alexandria, LA 71315-3200
(318) 443-7261 or FAX your order to:
(318) 445-9940

CIRCLE 44 ON READER SERVICE CARD

place of L1. With the optimum value for L1, the tuning range will be much greater than the 40 meter version. Output power is less. Operation on other bands should be possible. Certainly, 30 meters is a prime candidate.

Initial Checkout

Before applying power to the transmitter, you should make a thorough visual inspection. Check for solder bridges, poor solder connections, melted wire insulation and component leads touching other conductors. Double-check all connections to make sure they agree with the schematic diagram.

To adjust the transmitter, you will need a dummy antenna and some way to measure output power. A 47 ohm, 2 watt, carbon-composition resistor can be used in lieu of a standard dummy load for the 3 watt version. Just check it occasionally to make sure it's not getting too hot. If you don't have a wattmeter for this power level, see Figure 5.

The wiper of R5 should be rotated all the way toward the grounded leg. You can check this with an ohmmeter. Next, plug in a key. Make sure it can handle the current if it's an electronic keyer. Keying current is a hefty 500 to 600 mA at 13.5 volts.

The last step before key-down testing is to connect a 12 to 14 volt DC power source. With C2 at midrange, key the transmitter. The grounded wiper of R5 sets the gate bias voltage to zero and the output level will be very low. It should be less than 1/2 watt, possibly less than 100 milliwatts, depending on the supply voltage. Find the transmitter signal with your receiver. If you can't find the signal, L1 may be too large. C2 should shift the frequency over a range of at least 5 or 6 kHz. If not, L1 is too small. A very few FT-243-style crystals may refuse to oscillate if their activity is on the sluggish side. At the risk of sounding like an advocate of crystal abuse, I have found that a sharp blow from a pencil or similar object brings them to life. Once so "enlightened," they work perfectly until disturbed. I suppose the spring-loaded

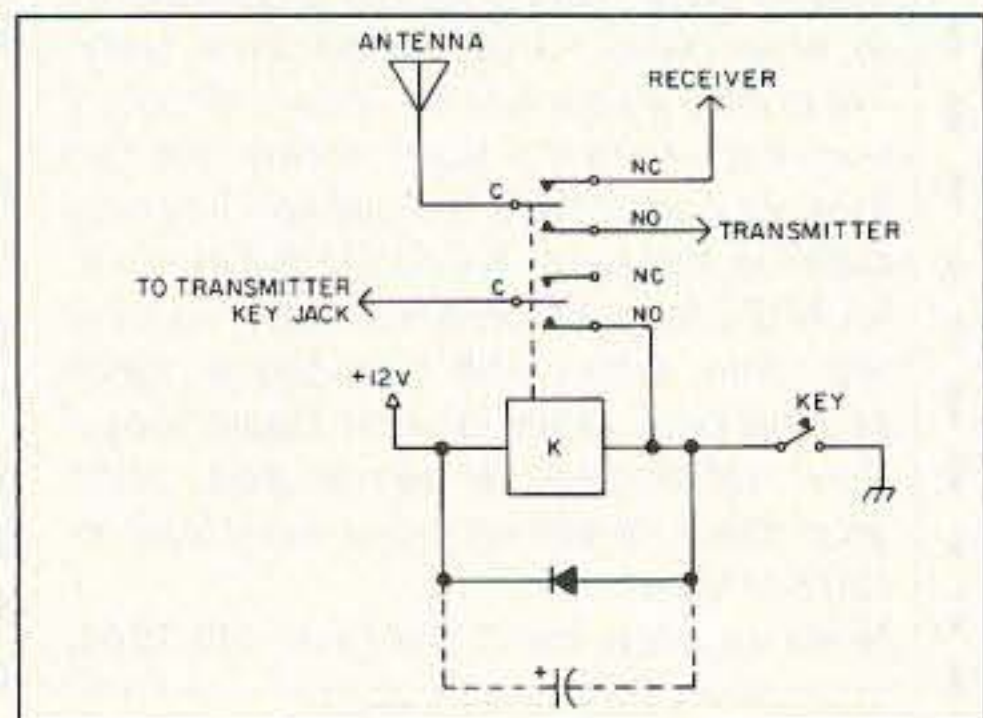


Figure 8. When you key the relay, it keys the transmitter. An optional electrolytic capacitor will provide semi break-in keying. Try 100 to 500 μ F. Transmitter output occurs after relay contact is made and ceases before contact is broken. Another set of contacts or another relay can be used for gain reduction or muting at the receiver. K is a 12-volt relay to be operated from the 12-volt transmitter supply.

nature of the holder may be responsible for this behavior.

If everything is okay, slowly rotate R5. Stop rotation when the output level reaches about 2.5 watts. The only other adjustment needed is to tune L4. Do this by spreading or compressing the winding. The output should peak at some point. Adjust R5 for an output level of 3 watts. Re-check L4 and cement the winding in a few places.

Refinements and Options

If you have never used a separate transmitter and receiver before, you have some decisions to make. If you hook this transmitter to your antenna, how do you get incoming signals to the receiver? One way is to use a separate antenna. Most modern HF receivers (and transceivers) receive reasonably well with a few feet of wire strung up around the shack. Try to keep the receiving antenna away from the transmitter feedline and antenna. To use a single antenna with a manual TR (transmit/receive) switch, see Figure 6. A W7EL-style electronic antenna switch is shown in Figure 7. (See: R. Lewallen, "The Optimized QRP Transceiver," *QST*, August 1980, pp. 14-19.) Automatic antenna switching is performed by a relay in Figure 8.

Operation

The frequency marked on an FT-243 holder is the approximate upper tuning limit. The tuning range is downward from that point. Keep this in mind when ordering crystals. Smaller crystals (HC-6, HC-18) may tune up to 1 kHz higher than the marked frequency.

It's nice to move around the band and answer other stations when using low power instead of being "rock-bound." Once you find their signal, how do you get your transmitter there? Calibrating the dial helps, but only for approximate tuning. Unfortunately, the calibration becomes invalid if you plug in a different crystal. Simply press the key and turn the tuning knob, but not on the air. Use a dummy antenna and match the beat note by listening to your receiver. When the other station finishes calling CQ, switch to the antenna and reply.

I have attempted to make this transmitter as useful as possible, considering the limited number of parts and the circuit simplicity. I would like to thank John Carter W5LGO

for providing a great deal of assistance in the circuit design, board layout, board fabrication, testing and parts procurement. Circuit board kits and bare boards are available from John at 1620 S.E. 24, Norman OK 73071. Bare boards are \$7.50. Kits with a crystal are \$39. Thanks also goes to intrepid Oklahoma area amateurs who served as guinea pigs by providing feedback about construction and operation.

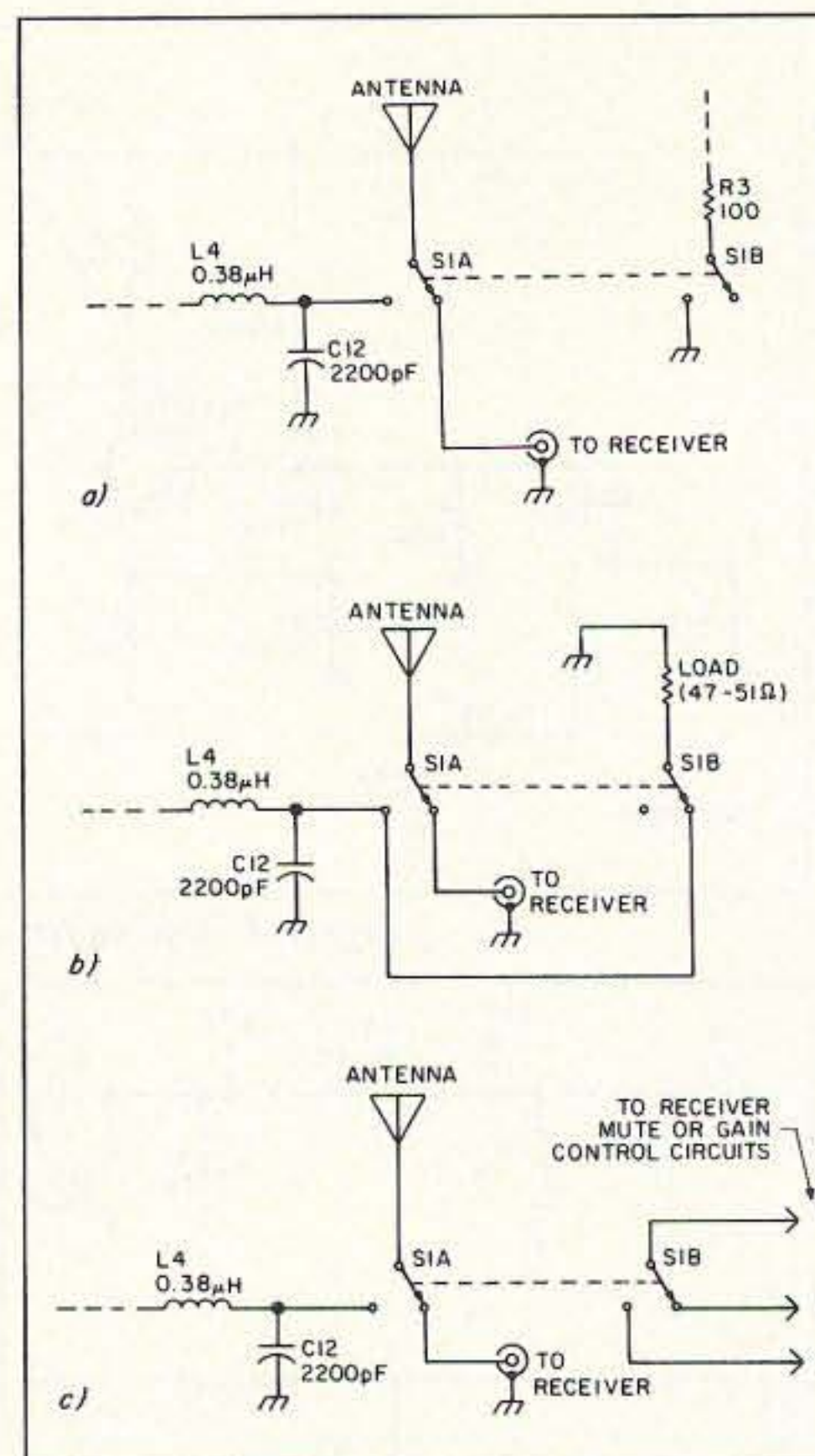


Figure 6. A miniature double-pole double-throw toggle switch can make life with a Rock Bender more pleasant. At A, antenna switching is accomplished by S1A. Amplifier keying is used. The oscillator is turned on by S1B in the transmit position. A keyed oscillator is used at B and a dummy load is automatically switched in during receive. This allows you to press the key and spot the transmitter without putting a signal on the air. C shows how S1B could also be used to reduce receiver gain. You can have a more pleasant sounding and accurate representation of the transmitted signal if receiver overload is minimized in this manner. Where and how you connect S1B will depend on the receiver being used.

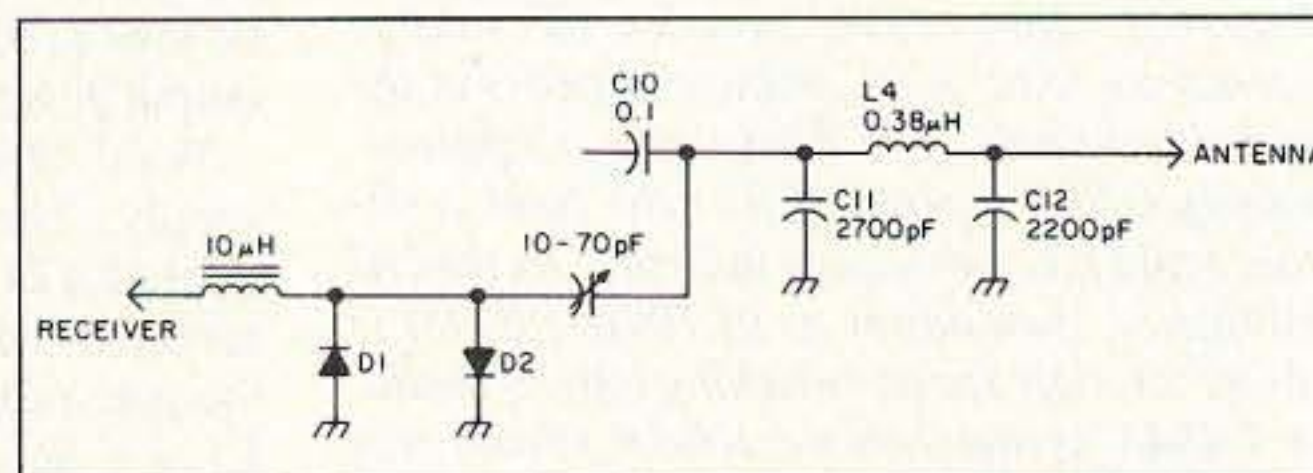


Figure 7. A simple electronic TR switch for 7 MHz. The variable capacitor is adjusted for maximum receiver sensitivity. This will be around 50 pF with a non-reactive receiver input. D1 and D2 are high-speed silicon diodes such as 1N914 types. Receiver overload is severe (not damaging). Some form of automatic or manual gain control may make the keying sound better in your station receiver.

The pride and satisfaction of telling another operator, "Rig is home-brew," has to be experienced to be believed. Building your own equipment can open up a fascinating new dimension of amateur radio. Try it out and see! **73**

Contact Randy Henderson W15W at 10809 N.E. 17th Street, Oklahoma City OK 73141.

COMMUNICATIONS ELECTRONICS INC.

Emergency Operations Center

has expanded to our new two acre facility and World Headquarters. Because of our growth, CEI is now your one stop source for emergency response equipment. When you have a command, control or communications need, essential emergency supplies can be rushed to you by CEI. As always, for over twenty three years, we're ready, willing and able to help. For 1992, we're introducing new products from Uniden, Shinwa, Cobra, Ranger Communications, Grundig, Sangean, Magnavox, Icom and RELM.

NEW! Shinwa SR001-B

List price \$799.95/CE price \$479.95/SPECIAL Continuous coverage from 25.000 through 999.995 MHz. If you're looking for an excellent synthesized scanner designed for mobile surveillance use, the new Shinwa SR001 scanner offers features never before offered at such a low price. When you purchase this wide band scanner from CEI, you'll get a free infrared wireless remote control that allows you to control your scanner from over 20 feet away. Selectable frequency steps of 5.0/10.0/12.5/20.0/25.0/50.0 or 100.0 KHz. are available. Dual antenna inputs terminating in an "N-type" and "BNC" connectors are included. Other features include 200 memory channels grouped in 10 banks of 20 channels, easy to read multi color LCD display, lithium battery for memory back-up, 35 channel per second high speed scanning, priority, timer and even an alarm to alert you to transmissions on your choice of one special frequency. We even include a mobile mounting bracket. The SR001 can be used for base station use with the purchase of the ACS-B 12 volt DC power supply for only \$34.95 each. A great sounding external speaker #SPE-B is available for only \$24.95.

SHINWA POCKET PAGERS

The fire department hazardous materials response teams and police department SWAT crews that need reliable radio alerting systems, stake their lives on Shinwa. We offer a two-tone pocket pager with monitor feature and even a voice storage option at an affordable price. To order, we need your paging frequency as well as tone reed frequencies. For other configurations or two-way radio information, please fax us your specifications to 313-663-8888 or phone 313-996-8888.

NEW! ICOM ICR1-B

List price \$799.95/CE price \$519.95/SPECIAL Continuous coverage from 100 kHz through 1.300 GHz. The ICOM ICR1 keeps you in touch with the world when you're on the go. The palm-size ICR1 is equipped with AM, FM and wide-FM modes to fully answer your monitoring needs. With 100 memory channels and a dual frequency selection system, you get a top-class communications receiver. Not only can you program scan searches only for signals within a specified frequency range, it's also possible to write frequencies of received stations automatically into memory. In addition, unwanted frequencies can be skipped. Order ICBC72-B battery rapid charger for \$99.95 and a BP84-B 1,000 ma. battery pack for \$74.95.

NEW! ICOM ICR100-B

List price \$799.95/CE price \$579.95/SPECIAL Continuous coverage from 100 kHz. through 1856 Mhz. Now you can bring a wider world of broadcasting, VHF air and marine bands, emergency services and many more communications into your vehicle. Icom's advanced ICR100 fully covers all the stations worth hearing with up to 100 memory channels and a multitude of features.

SCANNERS/CB/RADAR UNIDEN

PRO310E-B Uniden 40 Ch. Portable/Mobile CB	\$72.95
PRO330E-B Uniden 40 Ch. Remote mount CB	\$99.95
GRANT-B Uniden 40 channel SSB CB mobile	\$152.95
WASHINGTON-B Uniden 40 Ch. SSB CB base	\$229.95
PC122-B Uniden 40 channel SSB CB mobile	\$113.95
PC66A-B Uniden 40 channel CB Mobile	\$78.95
PRO510XL-B Uniden 40 channel CB Mobile	\$39.95
PRO520XL-B Uniden 40 channel CB Mobile	\$54.95
PRO535E-B Uniden 40 channel CB Mobile	\$69.95
PRO538W-B Uniden 40 ch. weather CB Mobile	\$78.95
PRO810E-B Uniden 40 channel SSB CB Base	\$174.95

UNIDEN RADAR DETECTORS

RD3000ZX-B Uniden 3 band suction mount radar	\$119.95
RD2400ZX-B Uniden 3 band radar detector	\$109.95
RD80-B Uniden 2 band radar detector	\$64.95
CARD-B 2 band credit card size radar detector	\$89.95
RD3XL-B Uniden 3 band radar detector	\$109.95
RD9XL-B Uniden "micro" size radar detector	\$69.95
RD27-B Uniden visor mount radar detector	\$39.95



19 PLUS-B Cobra CB radio	\$36.95
18RV-B Cobra CB radio	\$54.95
41PLUS-B Cobra CB radio	\$72.95
70LTD-B Cobra remote mount CB radio	\$99.95
19LTD-B Cobra Classic series CB radio	\$44.95
21LTD-B Cobra Classic series CB radio	\$54.95
25LTD-B Cobra Classic series CB radio	\$89.95
29LTD-B Cobra Classic series CB radio	\$109.95
146GTL-B Cobra AM/SSB CB radio	\$129.95
148GTL-B Cobra AM/SSB CB radio	\$149.95
90LTD-B Cobra Base station	\$89.95
142GTL-B Cobra AM/SSB Base station	\$199.95
2000GTL-B Cobra Deluxe AM/SSB Base station	\$379.95

COBRA RADAR DETECTORS

RD3163-B Cobra 3 band radar detector	\$109.95
RD3175-B Cobra 3 band radar detector	\$129.95
RD3173-B Cobra 3 band radar detector	\$139.95
RD3183-B Cobra 3 band radar detector	\$139.95

Bearcat 200XLT-B

List price \$509.95/CE price \$239.95/SPECIAL 12 Band, 200 Channel, Handheld, Search, Limit, Hold, Priority, Lockout Frequency range: 29-54, 118-174, 406-512, 806-956 MHz. Excludes 823.9875-849.0125 and 868.9875-894.0125 MHz. The Bearcat 200XLT sets a new standard for handheld scanners in performance and dependability. This full featured unit has 200 programmable channels with 10 scanning banks and 12 band coverage. If you want a very similar model without the 800 MHz. band and 100 channels, order the BC100XLT-B for only \$179.95. Includes antenna, carrying case belt loop, ni-cad battery pack, AC adapter and ear-phone. Order your scanner from CEI today.

Bearcat 800XLT-B

List price \$549.95/CE price \$239.95/SPECIAL 12-band, 40 Channel, Nothing excluded in the 800 MHz. band. Bands: 29-54, 116-174, 406-512, 806-956 Mhz. If you do not need the 800 MHz. band, order the Bearcat 210XLT-B for the special CEI price of \$139.95.

Magnavox® Satellite Phone

CE price \$48,880.00/Special order - allow 45 days for delivery. When war broke out in Iraq, you heard all the action because CNN had a satellite telephone. When a disaster such as an earthquake or a hurricane strikes your community and communications are disrupted, you can depend on instant reliable communications, just like CNN did using your Magnavox MagnaPhone. Inmarsat communication satellites are in geostationary orbit along the equator. They beam two-way voice and data transmissions between your satellite phone and fixed earth stations. In most instances, telephone calls are dialed directly once you have selected the satellite serving your location. No matter where you are on the planet, the MagnaPhone automatically selects the Land Earth Station (LES) nearest the destination called. This makes placing a call as easy as using a standard telephone. Dual ID numbers permit a separate Inmarsat telephone number to be used to route calls to one of the external telephone ports which could be used for a fax machine or a computer data line. For telephone, telex, fax and data communications anywhere in the world, the new MX2020P MagnaPhone is the most compact Inmarsat-A, Class 1 terminal available today. Like a cellular phone, airtime will be billed to your account. The new MagnaPhone weighs just 47 lbs (21 kg), including the antenna. Add the optional ruggedized case (only \$950.00) and it can travel as airline baggage on commercial carriers. When you arrive at your destination, installation can be done in less than five minutes. For more information call our Emergency Operations Center at 313-996-8888.

RELM UC202-B 2 Watt transceiver on 154.57 MHz.	\$114.95
RELM RH256NB-B 25 Watt VHF transceiver	\$299.95
RCI2950-B Ranger Comm. 25 Watt 10 Meter xcevr.	\$234.95
MR8100-B Uniden surveillance scanner . CALL FOR PRICE	
BC55XLT-B Bearcat 10 channel scanner	\$114.95
AD100-B Plug in wall charger for BC55XLT	14.95
PS001-B Cigarette lighter cable for BC55XLT	\$14.95
VC001-B Carrying case for BC55XLT	\$14.95
BC70XLT-B Bearcat 20 channel scanner	\$139.95
BP70-B Ni-Cad battery pack for BC70XLT scanner	\$39.95
BC142XL-B Bearcat 10 channel 10 band scanner	\$84.95
BC147XL-B Bearcat 16 channel 10 band scanner	\$94.95
BC172XL-B Bearcat 20 channel 11 band scanner	\$124.95
BC177XL-B Bearcat 16 channel 11 band scanner	\$129.95
BC590XLT-B Bearcat 100 channel 11 band scanner	\$194.95
BC760XLT-B Bearcat 100 channel 12 band scanner	\$254.95
BC002-B CTCSS tone board for BC590/760XLT	\$54.95
BC003-B Switch assembly for BC590/760XLT	\$22.95
BC855XLT-B Bearcat 50 channel 12 band scanner	\$174.95
BC560XLT-B Bearcat 16 channel 10 band scanner	\$94.95
BP205-B Ni-Cad battery pack for BC200/100XLT	\$39.95
TRAVELLER2-B Grundig shortwave receiver	\$84.95
COSMOPOLIT-B Grundig shortwave receiver	\$179.95
SATELLIT500-B Grundig shortwave receiver	\$499.95
SATELLIT650-B Grundig shortwave receiver	\$849.95
ATS800-B Sangean shortwave receiver	\$89.95
ATS803-B Sangean shortwave receiver	\$159.95
74102-B Midland emergency weather receiver	\$34.95
77116-B Midland CB with VHF weather & antenna	\$66.95
77118-B Midland CB mobile with VHF weather	\$62.95
77913-B Midland CB portable with VHF weather	\$79.95
76300-B Midland CB base station	\$92.95
NPD-B Uniden National Police Directory	\$19.95
FBE-B Frequency Directory for Eastern U.S.A.	\$14.95
FBW-B Frequency Directory for Western U.S.A.	\$14.95
RFD1-B MI, IL, IN, KY, OH, WI Frequency Directory	\$14.95
RFD2-B CT, ME, MA, NH, RI, VT Directory	\$14.95
RFD3-B DE, DC, MD, NJ, NY, PA, VA, WV Directory	\$14.95
RFD4 AL, AR, FL, GA, LA, MS, NC, PR, SC, TN, VI	\$14.95
RFD5 AK, ID, IA, MN, MT, NE, ND, OR, SD, WA, WY	\$14.95
RFD6 CA, NV, UT, AZ, HI, GU Frequency Directory	\$14.95
RFD7-B CO, KS, MO, NM, OK, TX Freq. Directory	\$14.95
PWB-B Passport to World Band Radio	\$16.95
ASD-B Airplane Scanner Directory	\$14.95
TSG-B "Top Secret" Registry of U.S. Govt. Freq.	\$16.95
TTC-B Tune in on Telephone Calls	\$14.95
CBH-B Big CB Handbook/AM/FM/Freeband	\$14.95
TIC-B Techniques for Intercepting Communications	\$14.95
EEC-B Embassy & Espionage Communications	\$14.95
SMHV1-B Scanner Modification Handbook/Volume 1	\$18.95
SMHV2-B Scanner Modification Handbook/Volume 2	\$18.95
LIN-B Latest Intelligence by James E. Tunnell	\$17.95
A60-B Magnet mount mobile scanner antenna	\$39.95
A70-B Base station scanner antenna	\$39.95
USAMM-B Mag mount VHF ant. w/ 12' cable	\$39.95
USAK-B 3/4" hole mount VHF antenna w/ 12' cable	\$34.95

Add \$5.00 shipping for all accessories ordered at the same time. Add \$15.00 shipping per radio and \$6.00 per antenna.

BUY WITH CONFIDENCE

Michigan residents please add 4% sales tax or supply your tax I.D. number. Written purchase orders are accepted from approved government agencies and most well rated firms at a 10% surcharge for net 10 billing. All sales are subject to availability, acceptance and verification. Prices, terms and specifications are subject to change without notice. All prices are in U.S. dollars. Out of stock items will be placed on backorder automatically or equivalent product substituted unless CEI is instructed differently. Shipments are F.O.B. CEI warehouse in Ann Arbor, Michigan. No COD's. Not responsible for typographical errors.

Mail orders to: Communications Electronics, Box 1045, Ann Arbor, Michigan 48106 U.S.A. Add \$15.00 per radio for U. P.S. ground shipping and handling in the continental U.S.A. For Canada, Puerto Rico, Hawaii, Alaska, or APO/FPO delivery, shipping charges are two times continental U.S. rates. If you have a Discover, Visa, American Express or MasterCard, you may call and place a credit card order. 5% surcharge for billing to American Express. For credit card orders, call toll-free in the U.S. Dial 800-USA-SCAN. For information call 313-996-8888 FAX anytime, dial 313-663-8888. Order from Communications Electronics today. Scanner Distribution Center™ and CEI logos are trademarks of Communications Electronics Inc. Sale dates 12/2/91 through 5/31/92 AD #121591-B Copyright © 1992 Communications Electronics Inc.

For more information call
1-313-996-8888

Communications Electronics Inc.
Emergency Operations Center
P.O. Box 1045, Ann Arbor, Michigan 48106-1045 U.S.A.
For orders call 313-996-8888 or FAX 313-663-8888

73 Review

by David Cassidy NIGPH

Heil HM-10 Dual and BM-10 Boomset Microphones

Heil Sound

2 Heil Drive

Marissa IL 62257

Telephone: (618) 295-3000

FAX: (618) 295-2835

Price Class: HM-10 Dual \$130; BM-10 Boomset \$85, wired.

Anyone who is even mildly interested in home audio knows that the quickest and easiest way of altering the sound of your stereo is to change the speakers. In amateur radio, the quickest and easiest way to alter the quality of your transmitted phone signal is to use a different microphone.

While the stock mikes supplied with modern transceivers are adequate for operating, they are certainly the "weak link in the chain" of most amateur stations. Take away any remote tuning buttons and what do you have? Essentially, a plastic case, a mike element and a momentary contact switch.

That's about \$5 worth of parts you're using to generate an audio signal in a radio worth thousands.

Heil Sound is one of the major manufacturers of after-market microphones and accessories for the amateur radio market. Recently, I got the chance to use several of their products.

HM-10 Dual

The Heil HM-10 Dual microphone is really two mikes in one. Housed in an attractive black microphone casing that looks like the ball mikes used by performers are both an HC-4 and HC-5 mike element. Switching between the two elements is accomplished by a mini-toggle switch mounted on the mike housing (a single element HM-10, with either of the two elements installed, is also available).

When you purchase an HM-10, you must specify either a Kenwood, ICOM, Yaesu, Collins or Ten-Tec cable. The cables are high quality MIDI data transmission cables and color-coded for easy identification. You can purchase the cables separately, so the same mike is easily transferable to any modern HF transceiver by simply plugging in a different cable. The cables come wired with a 1/4" phone jack in the PTT line, so you can wire up any kind of PTT switch you choose. Heil also sells a simple, pre-wired PTT switch and a high-quality foot switch, if you'd rather not do it yourself. There is also a slide switch on the microphone body that is wired for push-to-talk



Photo A. The Heil HM-10.

operation, and the mike elements are wired straight through for VOX operation without any switching required.

The heart of the microphone, and what sets it apart from your basic stock mike, is the HC-5 and HC-4 elements. The HC-5 is Heil's full-range, standard element. The element's frequency response rolls off below 300 Hz and has a 6 dB peak at 2100 Hz. This provides a nicely balanced, but slightly "punchy" sound, good for normal rag-chewing and other run-of-the-mill QSOs. Heil designed the HC-4 element with DX and contest operators in mind. The low-end roll off is 100 Hz higher at 400 Hz, and there is a 10 dB peak at 2100 Hz. The intention here is to give your voice a crisp high end, allowing it to punch through a pile-up or other interference.

The Coincidental Field Test

After hooking up the HM-10 Dual to my transceiver, I started tuning around 17 meters, looking for an informal opinion of the mike's performance. I had set up some scheds for further testing, but I was anxious to try out the new mike. I came across a couple of guys who were obviously talking about audio quality, so I started to monitor the QSO. After a few minutes of listening, it was obvious that one of the stations had just purchased the HM-10 with the HC-5 element, and was looking for observations on his audio. When he mentioned that he was using the same HF rig as me, I knew that I had to talk to this guy!

We chatted for almost an hour, switching between different mikes and different elements and comparing the results. We both came to the conclusion that the HM-10 and HC-5 combination provided a nice, pleasing audio, with just enough high-end punch to break through mild QRM. In comparison, the stock mikes sounded OK (surprisingly), but everyone who broke into the QSO affirmed that the Heil microphone provided a stronger, more pleasing audio, without the "muddiness" of the stock mikes.

Later that evening, I maintained a schedule with three friends on 80 meters. We spent most of the

evening switching mikes, recording and playing back transmissions. The same results were obtained and the same opinions expressed by all: The HM-10 with the HC-5 element beat the stock mike hands-down for clear sound. We all agreed that the HC-4 element had a nice, high-end punch, but would not be the element to use for normal rag-chewing. The HC-4 helped cut through the nighttime QRN better than the HC-5, but for normal conditions, the audio quality of the HC-4 is a bit too high-end for my taste. Of course, that's exactly what you want when trying to break into a DX pile-up.

BM-10 Boomset

The BM-10 Boomset has the same mike elements (either the HC-4 or HC-5, but not both) as the HM-10. In this case, the element is attached to a lightweight headset. Like the HM-10, you must order the correct version for the brand of HF gear you plan to use. You can also order a single or double earphone model, depending on your preference and intended use (I used the double earphone model). The microphone wiring arrangement is the same as for the H-10, with the 1/4 phone jack wired for PTT operation.

Since I do a lot of late-night operating, I often use headphones. The quality of the headphones on the BM-10 is excellent—as good as any I've ever used. The earphones cover your entire ear with a flat earmuff (as opposed to an earcup). I like this arrangement



Photo B. Heil's BM-10 boomset.

best, because it allows you to slightly hear outside noise (if you've ever had someone sneak up behind you while you were wearing full-cup headphones you'll know what I mean). The best thing about these headphones (other than the superb audio quality) is their light weight. You can wear them all day without any discomfort (very important if you're a contest operator).

My only criticism of the BM-10 is in the cord arrangement. The headphone and mike cords are totally separate. The headphones have a curly cord (with a standard 1/4 plug), while the mike/boom element has a thin shielded cable. This does allow you to remove the entire boom and use the headphones separately (which, I have to admit, I've done on several occasions), but I would much rather have the mike and headphone cords be a single unit, separating into two cords with two separate plugs a couple of inches from the end. This is a purely subjective comment, since many people would probably find the removable boom a greater asset, but I found the two cords to be a minor nuisance.

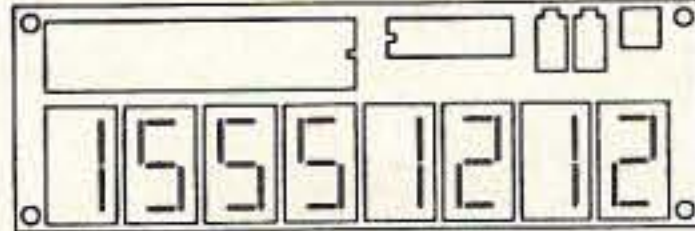
On the plus side, I have to mention that Heil has gone to great lengths to make the BM-10 as modular and repairable as possible. The mike element is accessible by unscrewing the cover (Heil mike elements are available separately, so you can replace them easily). The individual earphones can be removed and/or replaced. All wiring is easily replaceable. This is the kind of touch that shows this company is run by hams (which it is).

Accessories, Accessories, Accessories

Heil Sound sells a complete line of accessories for your microphone. In addition to the extra cables, PTT switches and elements already mentioned, you'll want to check out their desk stand or boom stand for the HM-10.

I've always liked the quality of the products I've used from this American company. The HM-10 and BM-10 are fine additions to their line of audio products. **73**

TOUCH-TONE DECODER/DISPLAY & ASCII CONVERTER BOARD



Model TDD-8 decodes and displays all 16 DTMF digits. Digits are displayed on eight LED's. 32 character buffer can be scrolled. It will accept almost any audio source. ASCII serial output can be connected to your computer. IBM compatible software included for automated logging and alerting of user specified numbers. IDEAL FOR UNATTENDED LOGGING OF YOUR AUTO-PATCH TRAFFIC!

TDD-8 DTMF DECODER/DISPLAY/ASCII \$99
 CAB-1 AUDIO & SERIAL CABLES \$20
 PS-12 110VAC TO 12VDC POWER PACK \$10
 add \$5 S/H - VISA/MC ACCEPTED
 MoTron Electronics TEL: 1-800-338-9058
 310 Garfield St.#4 (503)-687-2118
 Eugene, OR 97402 FAX: (503)-687-2492
 (Touch-Tone is a trademark of AT&T)

CIRCLE 248 ON READER SERVICE CARD

COMTELCO INDUSTRIES

Take Your H.T. Mobile!

MAGNET MOUNT

19.95

Dual Band Mobile
 140 mhz, 440 mhz
 or
 Multi-Whip Mobile
 140 mhz, 220 mhz, 440 mhz

150 Watt Power Rating
 Supplied with 12ft of RG58 Coax
 Choice of BNC or PL259 Connector

1-800-634-4622

Quality products Made in the U.S.A.

COMTELCO INDUSTRIES INC.
 501 Mitchell Rd., Glendale Hts., IL 60139

CIRCLE 15 ON READER SERVICE CARD

48 HOUR SHIPPING

ELENCO & HITACHI PRODUCTS AT DISCOUNT PRICES

TO ORDER CALL TOLL FREE 1-800-292-7711

Hitachi RSO Series

(Portable Real-time Digital Storage Oscilloscopes)
 VC-6023 - 20MHz, 20MS/s \$1,695
 VC-6024 - 50MHz, 20MS/s \$1,995
 VC-6025 - 50MHz, 20MS/s \$2,195
 VC-6045 - 100MHz, 40MS/s \$2,995
 VC-6145 - 100MHz, 100MS/s \$4,495

RSO's from Hitachi feature roll mode, averaging, save memory, smoothing, interpolation, pretriggering, cursor measurements. These scopes enable more accurate, simpler observation of complex waveforms, in addition to such functions as hardcopy via a plotter interface and waveform transfer via the RS-232C interface. Enjoy the comfort of analog and the power to digital.

25MHz Elenco Oscilloscope

\$349 S-1325
 • Dual Trace
 • 1mV Sensitivity
 • 6" CRT
 • X-Y Operation
 • TV Sync
 • (2) 1x, 10x Probes included

All scopes include probes, schematics, operators manual and 3 year (2 yrs for Elenco scopes) world wide warranty on parts & labor. Many accessories available for all Hitachi scopes. Call or write for complete specifications on these and many other fine oscilloscopes.

SPECIAL BUY

V-212 - 20MHz Scope \$425

Hitachi Portable Scopes

DC to 50MHz, 2-Channel, DC offset function, Alternate magnifier function
 V-525 - CRT Readout, Cursor Meas. \$995
 V-523 - Delayed Sweep \$975
 V-522 - Basic Model \$875
 V-422 - 40MHz \$775
 V-223 - 20MHz delayed sweep \$695
 V-222 - 20MHz deluxe \$625

PRICE BREAKTHRU

20MHz Digital Storage Oscilloscope
 • Analog/Digital Scope DS203
 • 2K word per channel memory \$795
 • 10MS/s sampling rate
 • State-of-art technology
 • Includes probes

HITACHI COMPACT SERIES SCOPES

This series provides many new functions such as CRT Readout, Cursor measurements (V-1085/1065A/665A), Frequency Ctr. (V-1085), Sweeptime Autoranging, Delayed sweep and Trigger Lock using a 6-inch CRT. You don't feel the compactness in terms of performance and operation.

V-660 - 60MHz, Dual Trace \$1,149
 V-665A - 60MHz, DT, w/cursor \$1,345
 V-1060 - 100MHz, Dual Trace \$1,395
 V-1065A - 100MHz, DT, w/cursor \$1,649
 V-1085 - 100MHz, QT, w/cursor \$1,995
 V-1100A - 100MHz, Quad Trace \$2,195
 V-1150 - 150MHz, Quad Trace \$2,695

Elenco 40MHz Dual Trace

Good to 50MHz \$495 S-1340
 • High luminance 6" CRT
 • 1mV Sensitivity
 • 10KV Acceleration Voltage
 • 17ns Rise Time
 • X-Y Operation
 • Includes (2) 1x, 10x Probes

B + K TEST EQUIPMENT All Models Available Call for special price	Digital Capacitance Meter CM-1550B \$58.95 9 Ranges .1pf-20.000ufd .5% basic acy. Zero control w/ Case Big 1" Display	Digital LCR Meter LC-1801 \$125 Measures: Coils 1uH-200H Caps .1pf-200uf Res .01-20M	Multimeter with Capacitance & Transistor Tester \$55 CM-1500B Reads Volts, Ohms Current, Capacitors, Transistors and Diodes / with case Big 1" Display	FLUKE MULTIMETERS All Models Available Fluke 70-II \$65 Fluke 77-II \$145 Fluke 79-II \$169 Fluke 87 \$289 Call for special price
---	---	---	---	--

Soldering Station Temperature Controlled SL-30 \$99 Digital Display Temp Range: 300F-900F Grounded Tip Overheat Protect	Video Head Tester HT-200 \$55.95 Tells you if VHS head is defective or worn A must for VCR work	Four-Function Frequency Counters F-100 120MH \$179 F-1000 1.2GH \$259 Frequency, Period, Totalize, Self Check with High Stabilized Crystal Oven Oscillator, 8 digit LED display	10MHz Oscilloscope S-3000 \$275 Triggered Sweep Calibrated Voltage Input Single Channel Ideal for audio work	CELLULAR TELEPHONE ACCESSORIES Available for most phones Call or write for details
---	--	---	--	---

Quad Power Supply XP-580 \$59.95 2-20V @ 2A 12V @ 1A 5V @ 3A -5V @ .5A Fully regulated and short circuit protected	Digital Triple Power Supply XP-765 \$269 0-20V @ 1A 0-20V @ 1A 5V @ 5A Fully regulated, Short circuit protected with 2 limit control, 3 separate supplies XP-660 with Analog Meters \$195	AM/FM Transistor Radio Kit with Training Course Model AM/FM 108 \$26.95 14 Transistors • 5 Diodes Makes a great school project	True RMS 4 1/2 Digit Multimeter M-7000 \$135 .05% DC Accuracy .1% Resistance with Freq. Counter and Deluxe Case
--	--	---	--

GF-8016 Function Generator with Freq. Counter \$249 Sine, Square, Triangle Pulse, Ramp, .2 to 2MHz Freq Counter: .1 - 10MHz Int/Ext operation GF-8015 without Freq. Meter \$179	Function Generator Blox #9600 \$28.95 Provides sine, triangle, square wave from 1Hz to 1MHz AM or FM capability	Color Convergence Generator SG-250 \$79.95 Kit \$59.95 Finest in the industry 10 rock steady patterns RF & Video output	STANDARD AMATEUR RADIOS Now available - The worlds finest amateur radios. Unsurpassed quality and features make STANDARD the worlds most popular line of amateur radios.
--	---	--	--

Learn to Build and Program Computers with this Kit Includes: All Parts, Assembly and Lesson Manual Model MM-8000 \$129.00 Starting from scratch you build a complete system. Our Micro-Master trainer teaches you to write into RAMs, ROMs and run a 8085 microprocessor, which uses similar machine language as IBM PC.	Wide Band Signal Generators SG-9000 \$129 RF Freq 100K-450MHz AM Modulation of 1KHz Variable RF output SG-9500 w/ Digital Display & 150 MHz built-in Counter \$249	High Current Power Supply XP-800 \$295 Digital VcIt/Amp Meters Fully regulated, 0-122VAC @ 2A, 0-40VAC @ 10A or 0-30VDC @ 10A. Fully variable, Short circuit protected.	Mini Deluxe HTs: C168A 2 meter CALL C468A 450MHz Twin Band HTs C228A 2M/220MHz CALL C528A 2M/440MHz Twin Band Mobile C5608DA 2M/440MHz CALL We also have many accessories for these radios and most heath radios. Call for details.
---	--	--	--

WE WILL NOT BE UNDERSOLD!
 UPS Shipping: 48 States 5%
 (\$3 Min \$10 Max) Shipping
 IL Res., 7.5% Tax FAX: 708-520-0085
C & S SALES INC.
 1245 Rosewood, Deerfield, IL 60015
 (800) 292-7711 (708) 541-0710
 15 Day Money Back Guarantee
 2 Year Warranty
 WRITE FOR FREE CATALOG
 CIRCLE 184 ON READER SERVICE CARD

Monoband Yagi for 20 Meters

More dBs for the buck.

by Kenneth C. Kemski AB4GX

Like many amateurs, I live in a residential neighborhood where local sentiments do not favor large antenna arrays. Among my favorite operations, however, is hunting DX on 20 meters. This requires attempting to be heard through the pile-ups that develop around almost any semi-rare station that fires up its rig.

There would appear to be three distinct means of achieving the end of "pile-up crashing": blind luck; shouting your call hundreds of times, despite who is talking or listening (much to the consternation of everyone involved); or having an effective signal that allows you to "get in-and-out" within a few calls.

The chain between your microphone and the desired DX station's ears may include many links, and among the most important (after professional protocol) is the antenna. It is difficult to construct an antenna that affords good gain, directional performance, and usable bandwidth in a small package that won't antagonize the neighbors!

My results with semi-inconspicuous verticals, inverted vees and slopers were somewhat discouraging. It appears that one can develop an S-5 to S-6 signal anywhere in the world where propagation exists, and enjoy many a fine QSO. Unfortunately, pile-ups of any size became primarily a means of killing time until the DX station went QRT for the day.

I finally decided to attempt to design a reduced size monoband yagi that would give me a "fighting chance" under adverse conditions (. . . most DX contacts).

The criteria were to obtain: the smallest size possible, 10 dBi forward gain, usable front-to-back and front-to-side ratios, and the ability to withstand Florida's high winds. The result is the antenna described here.

I began to design by purchasing an antenna analysis program, based on the successful Minnec format. It is written and distributed by W7EL, and called "ELNEC." This PC-based program is an absolutely fine undertaking, and is worth many times the asking price. (See the ELNEC review in the January 1991 issue of *73 Amateur Radio Today*.) A detailed description of this program would require an article in its own right. Suffice it to say that I fed my ideas for this antenna into



Photo A. The completed 20 meter mono-bander.

ELNEC over a two-month period, scrutinized the results, and then assembled and tested the final design. I achieved almost total agreement between ELNEC's analyses and real-world performance; for example, the calculated element lengths were within 3/8" of final tuning!

Design Parameters

The main considerations and variables included the following important areas:

- Gain** This was paramount in importance, because they can't hear you if they can't hear you . . . Every available parameter was "tweaked" for maximum forward gain commensurate within the SWR and bandwidth constraints. The result is +10 dBi of forward gain at the frequency of interest, increasing to +11 dBi in the general portion of the band (albeit with reduced front-to-back) and decreasing to +9 dBi in the CW portion of the band. (See Figure 2.)
- SWR** An electrically-shortened antenna

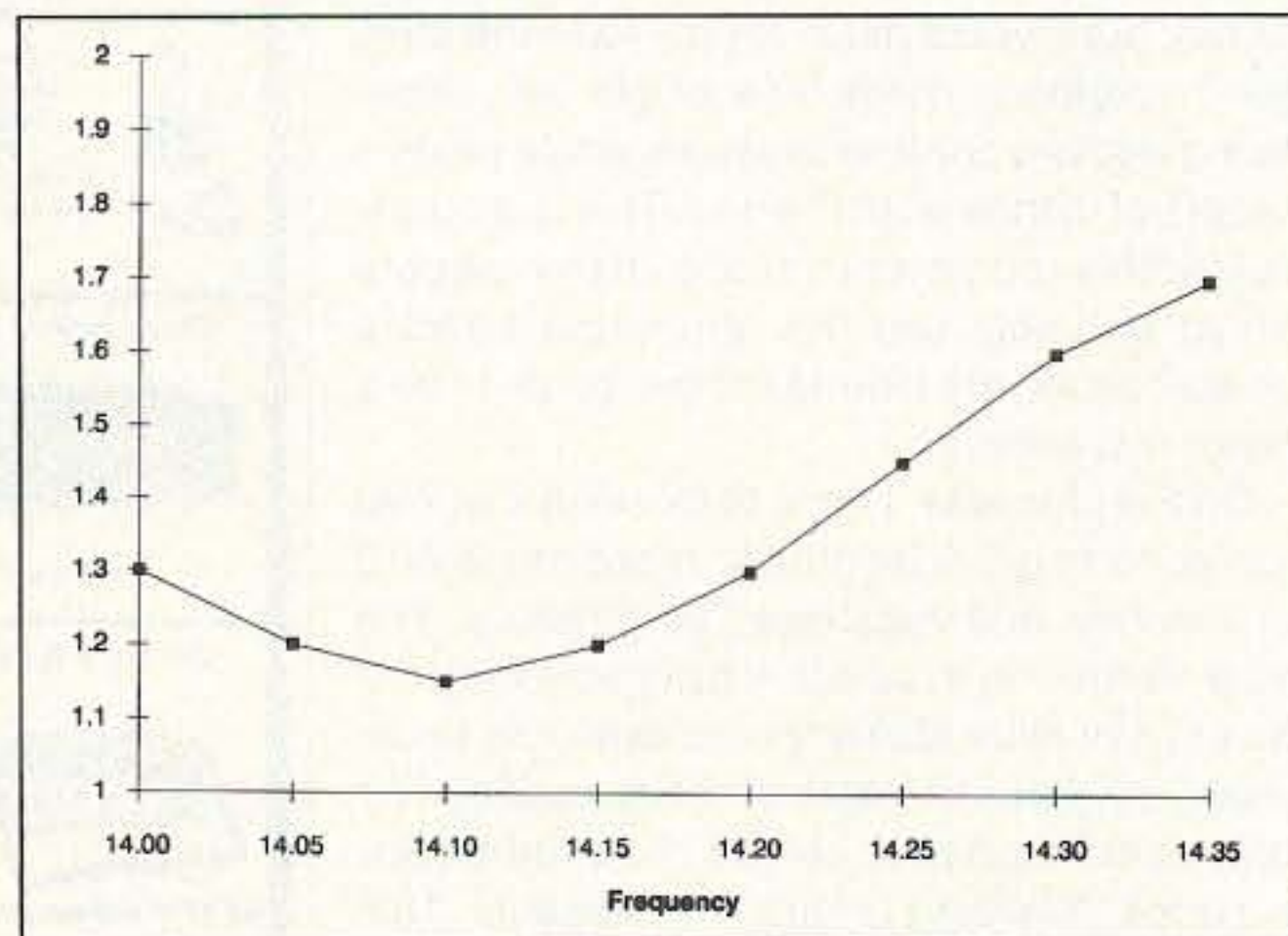



Figure 1. Measured SWR of the 20m shortened yagi.

usually has low radiation resistance and requires a matching network of some type. I watched gain while decreasing the element spacing, at the same time varying reflector tuning and other parameters. I found I could match this antenna directly to 50 ohm coax using only a 1:1 wideband current balun. The balun was used to eliminate radiation from the transmission line and preserve the calculated patterns. I would have incorporated a gamma match if it would have helped, but


RAMSEY ELECTRONICS



COM-3
\$279500

2 WAY RADIO SERVICE MONITOR

COM-3, the world's most popular low-cost service monitor. For shops big or small, the COM-3 delivers advanced capabilities for a fantastic price—and our new lease program allows you to own a COM-3 for less than \$3.00 a day. Features •Direct entry keyboard with programmable memory •Audio & transmitter frequency counter •LED bar graph frequency/error deviation display •0.1–10.000 µV output levels •High receive sensitivity, less than 5 µV •100 kHz to 999.9995 MHz •Continuous frequency coverage •Transmit protection, up to 100 watts •CTS tone encoder, 1 kHz and external modulation.



RSG-10
\$249500

SYNTHESIZED SIGNAL GENERATOR

Finally, a low-cost lab quality signal generator—a true alternative to the \$7,000 generators. The RSG-10 is a hard working, but easy to use generator ideal for the lab as well as for production test. Lease it for less than \$3.00 a day. Features •100 kHz to 999 MHz •100 Hz resolution to 500 MHz, 200 Hz above •–130 to +10 dBm output range •0.1 dB output resolution •AM and FM modulation •20 programmable memories •Output selection in volts, dB, dBm with instant conversion between units •RF output reverse power protected •LED display of all parameters—no analog guesswork!

FREQUENCY COUNTERS

CT-70 7 DIGIT 525 MHz

CT-90 9 DIGIT 600 MHz

CT-125 9 DIGIT 1.2 GHz



NEW CT-250 2.5 GHz

ACCESSORIES FOR COUNTERS

- Telescopic whip antenna—BNC plug, WA-10 \$11.95
- High impedance probe, light loading, HP-1 \$16.95
- Low-pass probe, audio use, LP-1 \$16.95
- Direct probe, general purpose use, DC-1 \$16.95
- Tilt bail, elevates counter for easy viewing, TB-70 \$9.95
- Rechargeable internal battery pack, BP-4 \$8.95
- CT-90 oven timebase, 0.1 ppm accuracy, OV-1 \$9.95

ALL COUNTERS ARE FULLY WIRED & TESTED

MODEL	FREQ. RANGE	SENSITIVITY	DIGITS	RESOLUTION	PRICE
CT-50	20 Hz–600 MHz	< 25 mV to 500 MHz	8	1 Hz, 10 Hz	\$189.95
CT-70	20 Hz–550 MHz	< 50 mV to 150 MHz	7	1 Hz, 10 Hz, 100 Hz	\$139.95
CT-90	10 Hz–600 MHz	< 10 mV to 150 MHz < 150 mV to 600 MHz	9	0.1 Hz, 10 Hz, 100 Hz	\$169.95
CT-125	10 Hz–1.25 GHz	< 25mV to 50 MHz < 15 mV to 500 MHz < 100 mV to 1 GHz	9	0.1 Hz, 1 Hz, 10 Hz	\$189.95
CT-250	10 Hz–2.5 GHz typically 3.0 GHz	< 25 mV to 50 MHz < 10 mV to 1 GHz < 50 mV to 2.5 GHz	9	0.1 Hz, 1 Hz, 10 Hz	\$249.95
PS10B Prescaler	10 MHz–1.5 GHz, divide by 1000	< 50 mV	Convert your existing counter to 1.5 GHz		\$89.95

SPEED RADAR \$89.95 complete kit SG-7

New low-cost microwave Doppler radar kit "clocks" cars, planes, boats, horses, bikes or any large moving object. Operates at 2.6 GHz with up to 1/4 mile range. LED digital readout displays speed in miles per hour, kilometers per hour or feet per second! Earphone output allows for listening to actual doppler shift. Uses two 1-lb coffee cans for antenna (not included) and runs on 12 VDC. Easy to build—all microwave circuitry is PC stripline. ABS plastic case with speedy graphics for a professional look. A very useful and full-of-fun kit.

BROADBAND PREAMP

Boost those weak signals to your scanner, TV, shortwave radio or frequency counter. Flat 25 dB gain, 1 to 1000 MHz. 3 dB NF. BNC connectors. Runs on 12 VDC or 110 VAC. PR-2, wired, includes AC adapter \$59.95

FM WIRELESS MIKE KITS

Pick the unit that's right for you. All units transmit stable signal in 88–108 MHz FM band up to 300' except for hi power FM-4 that goes up to 1/2 mile.

- FM-1, basic unit \$5.95
- FM-2, as above but with added mike preamp \$7.95
- FM-4, long range, high power with very sensitive audio section, picks up voices 10' away \$14.95
- FM-3, complete unit includes case, battery, switch, antenna, and built-in condenser mike. Excellent fidelity, very small, kit \$16.95
- FM-3WT, as above, but fully wired and tested \$19.95
- SMC, miniature sensitive mike cartridge for FM-1, 2, 4 \$2.95

MICROWAVE INTRUSION ALARM

A real microwave Doppler sensor that will detect a human as far as 10 feet away. Operates on 1.3 GHz, and is not affected by heat, light, or vibrations. Drives up to 100 mA output, normally open or closed, runs on 12 VDC. Complete kit MD-3 \$19.95

2M POWER AMP

Easy to build power amp has 8 times power gain, 1W in, 8W out, 2W in, 16W out, 5W is for 40W out. Same amp as featured in many ham magazine articles. Complete with all parts, less case and T-R relay. PA-1, 40W pwr amp kit \$29.95 TR-1, RF sensed T-R relay kit \$8.95

LO NOISE PREAMPS

Make that receiver come ALIVE! Small size for easy installation with Hi-Q tuned input for peak performance. Excellent gain and noise figure—guaranteed to improve reception! Specify band: 2M—PR-10, 220 MHz—PR-20, 440 MHz—PR-40. Each kit \$17.95

TONE DECODER

A complete tone decoder on a single PC board. Features: 400–5000 Hz adjustable range via 20-turn pot, voltage regulation, 567 C. Useful for touch-tone burst detection, FSK, etc. Can also be used as a stable tone encoder. Runs on 5 to 12 volts. Complete kit, TD-1 \$5.95

MUSIC MACHINE

Neat kit that will produce 25 different classical and popular tunes, plus 3 doorchime sounds. Lots of fun for doorbells, shop, or store entrances, car horn, music boxes, etc. Runs on 9V battery or wall transformer. Excellent speaker volume and adjustable tempo and pitch. Add our case set for a handsome finished look. Complete kit, MM-5 \$24.95 Case + knob set, CMM-5 \$12.95

PACKET RADIO

Two new versions are available for the Commodore 64 (P-64A) or the IBM-PC (P-IBM). Easy assembly "NO TUNING". Includes FREE disk software, PC Board and Full Documentation.

- KIT P-64A \$59.95
- P-IBM \$59.95
- CASE CPK \$12.95

TICKLE STIK

A shocking kit! Blinking LED attracts victims to pick up innocent-looking can—you watch the fun! Ideal for office desks, parties, nose know-it-alls! S-4 kit \$9.95

VOICE ACTIVATED SWITCH

Voice activated switch kit provides switched output with current capability up to 100 mA. Can drive relays, lights, LED, or even a tape recorder motor. Runs on 9 VDC. VS-1 kit \$6.95

NEW SPEAKER PHONE

Talk on the phone hands-free, great to put in shop or shack, press the button to answer—no actual phone needed. Works same as commercial units. Talk from anywhere in room, phone line powered—no battery needed. Super for family and conference calls or buy two for hands-free intercom! Add our case set for a pro look. SP-1 \$29.95 Case-CSP \$12.95

LIGHT BEAM COMMUNICATORS

Transmits audio over infrared beam up to 30'—use simple lenses to go up to 1/4 mile! Hum free, uses 30 kHz carrier. Great for wireless earphones or undetectable "bug." Transmitter + receiver set, LB56 \$19.95

FM RADIO

Full-fledged superhet, microvolt sensitivity, IC detector and 10.7 MHz IF. Tunes Std. FM broadcast band as well as large portions on each end. Ideal for "bug" receiver, hobby experiments or even as FM radio! FR-1 kit \$14.95

SUPER SLEUTH

A super sensitive amplifier which will pick up a pin drop at 15 feet! Great for monitoring baby's room or as general purpose amplifier. Full 2W rms output. Runs on 6 to 15 volts, uses 8–45 ohm speaker. BN-9 kit \$5.95

- 2 METERS
- 223 MHz
- 440 MHz



\$149⁹⁵

FANTASTIC FM TRANSCEIVERS

SYNTHESIZED—NO CRYSTALS


Ramsey breaks the price barrier on FM rigs! The FX is ideal for shack, portable or mobile. The wide frequency coverage and programmable repeater splits makes the FX the perfect rig for Amateur, CAP or MARS applications. Packeteers really appreciate the dedicated packet port, "TRUE-FM" signal and almost instant T/R switching. High speed packet? No problem. Twelve diode programmed channels, 5W RF output, sensitive dual conversion receiver and proven EASY assembly. Why pay more for a used foreign rig when you can have one AMERICAN MADE (by you) for less. Comes complete less case and speaker mike. Order our matching case and knob set for that pro look.

- FX-146 kit (2 Meters) \$149.95
- FX-223 kit (1 1/2 Meters) \$149.95
- FX-440 kit (3/4 Meters) \$169.95
- CFX matching case set \$24.95

2 MTR & 220 BOOSTER AMP

Here's a great booster for any 2 meter or 220 MHz hand-held unit. These power boosters deliver over 30 watts of output, allowing you to hit the repeater's full quieting while the low noise preamp remarkably improves reception. Ramsey Electronics has sold thousands of 2 meter amp kits, but now we offer completely wired and tested 2 meter, as well as 220 MHz, units. Both have all the features of the high-priced boosters at a fraction of the cost.

- PA-10 2 MTR POWER BOOSTER (10 X power gain) Fully wired & tested \$79.95
- PA-20 220 MHz POWER BOOSTER (8 X power gain) Fully wired & tested \$79.95



QRP TRANSMITTERS HAM RECEIVERS

20, 30, 40, 80M CW TRANSMITTERS

Join the fun on QRP! Thousands of these mini-rigs have been sold and tons of DX contacts have been made. Imagine working Eastern Europe with a \$30 transmitter—that's ham radio at its best! These CW rigs are ideal mates to the receivers at right. They have two-position variable crystal control (one popular QRP XTAL included), one watt output and built-in antenna switch. Runs on 12VDC. Add our matching case and knob set for a handsome finished look. Your choice of bands \$29.95 (Specify band: QRP-20, 30, 40 or 80) Matching case & knob set, CQRP \$12.95

20, 30, 40, 80M All Mode RECEIVERS

Build your own mini ham station. Sensitive all-mode AM, CW, SSB receivers use direct conversion design with NE602 IC as featured in QST and ARRL handbooks. Very sensitive varactor tuned over entire band. Plenty of speaker volume. Runs on 9V battery. Very EASY to build, lots of fun and educational—ideal for beginner or old pro. New 30-page manual. Add the case set for well-fitted professional look. Your choice of bands \$29.95 (Specify band: HR-20, HR-30, HR-40, HR-80) Matching case & knob set, CHR \$12.95

E-Z KEY CMOS KEYS

Send perfect CW within an hour of receiving this kit! Easy-to-build kit has sidetone oscillator, speed control and keys most any transmitter. Runs for months on a 9V battery. 28-page manual gives ideas on making your own key for extra savings. Add our matching case set for complete station look. CW-7 kit \$24.95 Matching case knob set, CCW \$12.95

2, 6, 10 MTR, 220 FM RECEIVERS

Keep an ear on the local repeater gang, monitor the cops, check out the weather or just plain listen around. These sensitive superhet receivers are just the ticket. They tune any 5 MHz portion of the band and have smooth varactor tuning, dual conversion with ceramic IF filters, AFC, adjustable squelch and plenty of speaker volume. Runs on 9V battery and performance that rivals the big rigs! For a complete finished pro look, add our matching case and knob set with screened graphics. FM communications receiver kit \$29.95 Specify band: FR 146 (2m), FR6 (6m), FR10 (10m), FR-220 (220 MHz) Matching case & knob set, CFR \$12.95

ACTIVE ANTENNA

Cramped for space? Get longwire performance with this desktop antenna. Properly designed unit has dual HF and VHF circuitry and built-in whip antenna, as well as external jack. RF gain control and 9V operation makes unit ideal for SWLs, traveling hams or scanner buffs who need hotter reception. The matching case and knob set gives the unit a hundred dollar look! AA-7 Kit \$24.95 Matching case & knob set, CAA \$12.95

SPEECH SCRAMBLER

Communicate in total privacy over phone or radio. Kit features full duplex operation using frequency inversion. Both mike and speaker or line in/out connections. Easy hookup to any radio, and telephone use requires no direct connection! Easy to build 2 IC circuit. Can also be used to descramble many 2-way radio signals. Finish your kit off with the handsome case & knob set. SS-7 kit \$29.95 Matching case & knob set, CSS \$12.95

SHORTWAVE RECEIVER

Fantastic receiver that captures the world with just a 12" antenna! Can receive any 2 MHz portion from 4–11 MHz. True superhet has smooth varactor tuning, AGC, RF gain control, plenty of speaker volume and runs on a 9V battery. Fascinating Scout, school or club project provides hours of fun for even the most serious DXer. For the car, consider our shortwave converter. Two switchable bands (in 3–22 MHz range), each 1 MHz wide—tunable on your car radio dial. Add some interest to your drive home! Shortwave receiver kit, SRI \$27.95 Shortwave converter kit, SCI \$27.95 Matching case set for SRI, CSR \$12.95 Matching case set for SCI, CSC \$12.95

FM STEREO TRANSMITTER

Run your own stereo FM station! Transmit a stable signal in the standard FM broadcast band throughout the house, dorm or neighborhood. Connects easily to line outputs on CD player, tape decks, etc. Runs on 9V battery, has internal whip antenna and external antenna jack. Add our case set for a "station" look! FM-10 kit \$29.95 Matching case set, CFM \$12.95

AIRCRAFT RCVR

Hear exciting aircraft communications—pick up planes up to 100 miles away! Receives 110–136 MHz AM air band, smooth varactor tuning superhet with AGC, ceramic filter, adjustable squelch, excellent sensitivity and lots of speaker volume. Runs on 9V battery. Great for air shows or just hanging around the airport! New 30-page manual details pilot talk, too. Add case set for "pro" look. AR-1 kit \$24.95 Matching case set, CAR \$12.95

TERMS: Satisfaction guaranteed. Examine for 10 days. If not pleased return in original form for refund. *Add \$3.75 for shipping, handling and insurance. *For foreign orders add 20% for surface mail. *COD (U.S. only), add \$5.00. *Orders under \$20, add \$3.00. *NY residents add 7% sales tax. *90-day parts warranty on kit parts. *1-year parts & labor warranty on wired units.

PHONE ORDERS CALL 716-924-4560
FAX 716-924-4555
RAMSEY ELECTRONICS, INC. 793 Canning Parkway, Victor, NY 14564

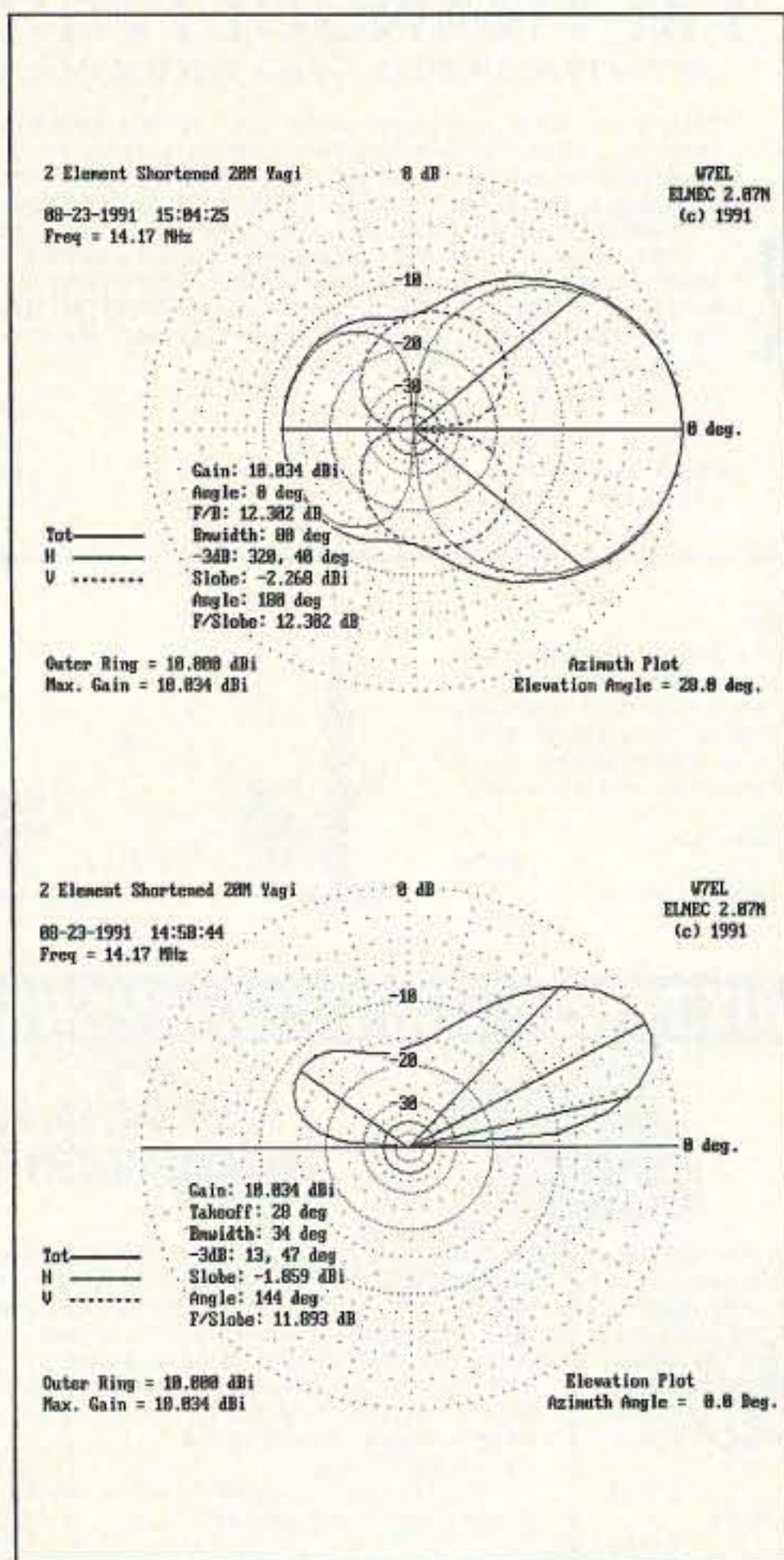


Figure 2. a) Azimuth plot of the yagi using the ELNEC program. b) The elevation plot.

believe me, this antenna is a good match to 52 ohm coax!

3. Q (Bandwidth) An electrically-shortened antenna also exhibits higher Q than its full-sized counterpart and this means less usable bandwidth. I wanted optimum performance, primarily within the frequency range of 14.150 to 14.225 MHz (where I hear much of the DX I'm interested in). I received an unexpected bonus when I modeled the antenna, and then constructed and tested it. Analysis showed a far better bandwidth than I had sought, and the finished antenna produced a full 350 kHz bandwidth with low SWR when measured at the transmitter end of the feed-line.

Subsequent remodeling and investigation suggests that the additional bandwidth results because of two reasons: Loading coil Q is lower than originally modeled (fortuitous because of the "low-profile low-wind-load" form factor I had chosen); and attenuation exists in the 50 feet of RG-8 coax needed to bring the antenna into the shack. You'll find that the attenuation of a random run of coax will yield lower SWR measurements at the transmitter than that measured directly at the antenna, and this serves to "pull down the end points" of the SWR curve. Figure 1 shows the broadband nature of this reduced size antenna.

The coax losses are sufficiently low as to be negligible for two reasons: The losses occur only at the edges of the frequency band of interest; and a tuner or matching network at

the antenna also would introduce losses, and they would not be confined to band edges.

4. Pattern We'd all like to offer a "laser beam" to the world when we transmit, but I settled for reasonable front-to-back and front-to-side ratios with this antenna because of the constraints placed upon it. The front-to-back ratio varies from 12 to 18 dB, or 2 to 3 S-units in both calculated and on-the-air tests. With the Pacific to my back when beaming Europe or Africa, and the Atlantic at the flank when beaming the South Pacific and points west, it has proven to be a good choice. For stations at a reasonable distance, a distinct "null" appears off the sides of the antenna, probably due to the horizontally polarized signals predominating. (See Figure 2.) I'll admit that I placed pattern after gain when optimizing this yagi, but I have no difficulty determining when I point at a station (or its propagation path). This is very unlike a commercial "mini" I had occasion to operate from a friend's shack a few years ago, where it seemed we were turning a vertical! This antenna does have a usable pattern.

Completed Design

Personal design constraint called for a total of 20' element length, a spacing not to exceed 8' (two elements), and maximum height above ground of 33'. The total antenna wind load and weight allow the use of an unobtrusive guyed push-up pole. The antenna that resulted from a few months of modeling on the computer has the following measured characteristics: element length = 20'; boom length = 6'; forward gain = 9+ dBi; F/S, F/B = > 12 dB; and full band coverage with less than 1.7:1 VSWR.

Compared to its isotropic counterpart and using 1,200 watts input, this antenna provides an average of 12,000 watts ERP in the direction it is pointed. After examining the performance of many commonly used "antennas" on my computer, this, I can assure you, is a very strong signal.

Construction

Since the antenna was to be as unobtrusive as possible, I chose a wood and aluminum design for maximum structural strength commensurate with small size. I used a wooden

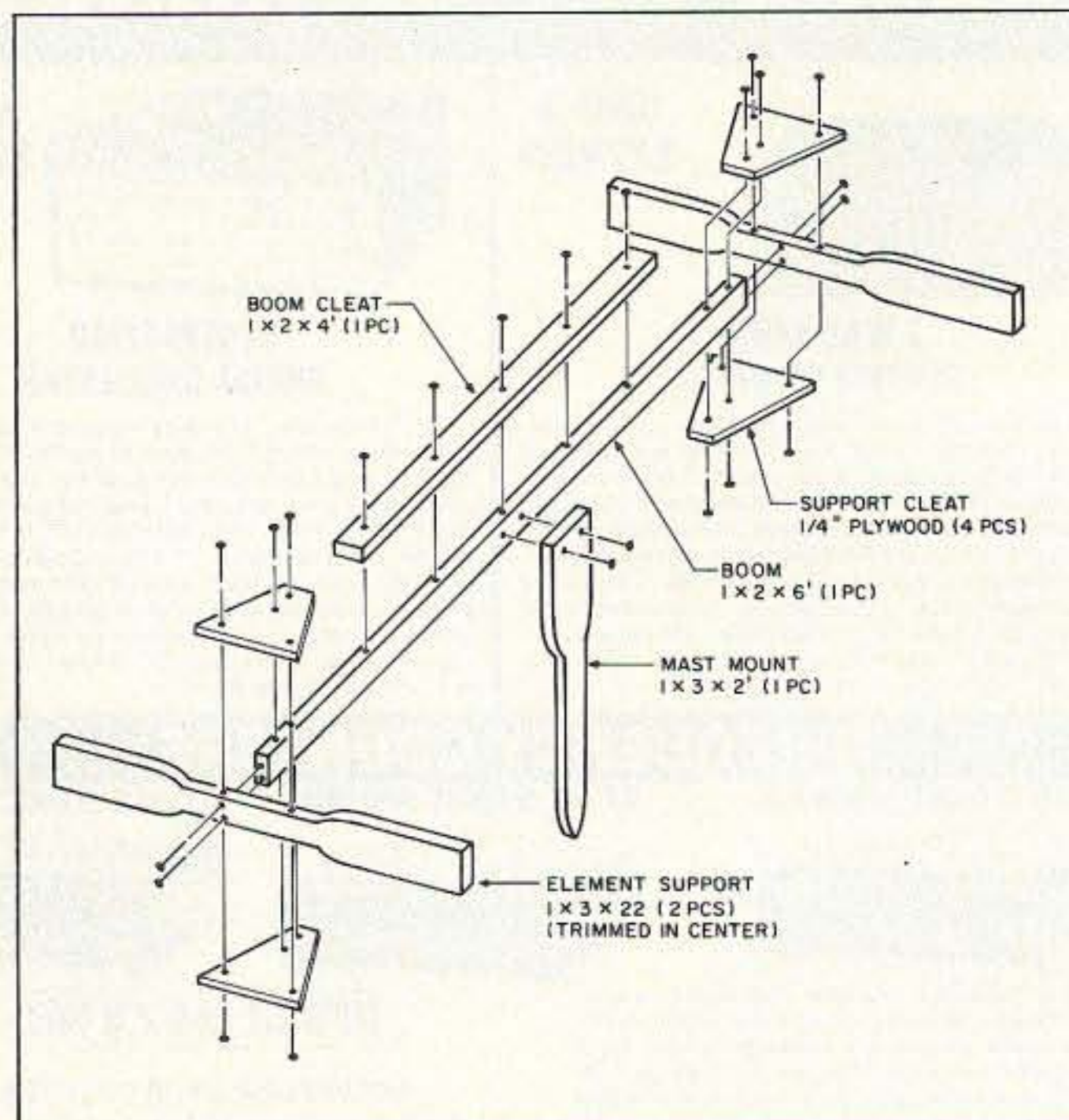


Figure 3. Boom assembly.

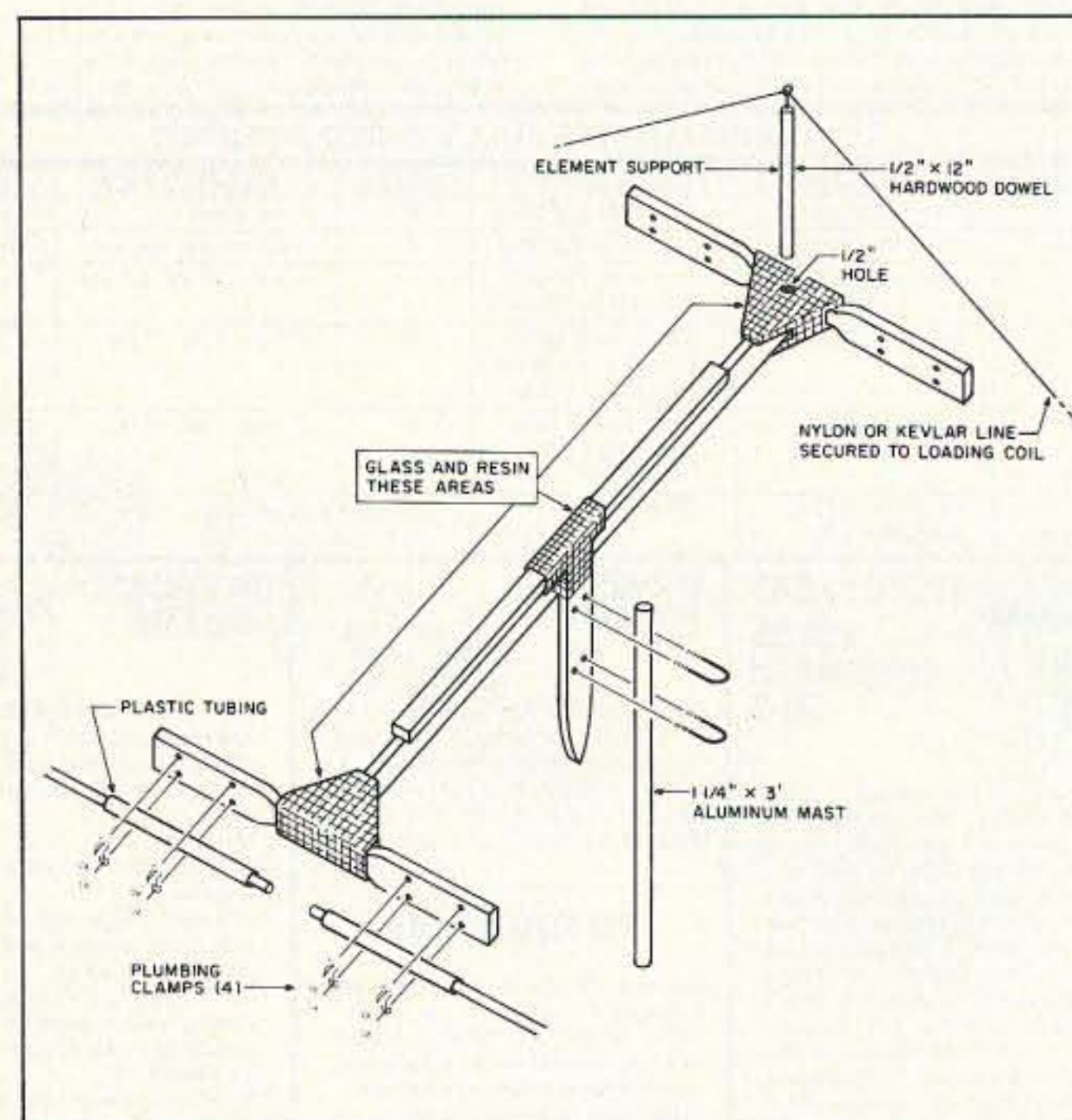


Figure 4. Glassing and final boom assembly.

boom (common fir) and reinforced it with fiberglass cloth and resin. This allows a good degree of flexibility, strength, and light weight for "pole" mounting.


I constructed the elements from 1/2" and 3/8" aluminum tubing, available at many hardware stores in 6' lengths. These diameters are very small as common yagi elements go and have survived severe Florida winds without problem. This is probably because of the elasticity or "springiness" of the wooden boom elements. You cannot appreciate the small "willowy" nature of this antenna until you construct it.

Construction begins with the boom itself, shown in Figure 3. It is not wholly necessary to glass the joints, but you assure long-term reliability if you do. Kits for glassing are available from your local department stores (such as K-Mart) or automotive shops. These inexpensive kits contain enough fiberglass

OPTOELECTRONICS

"Here at Radio School classes held throughout the country, the only counters that we will use are Optoelectronics' Handi-Counters."

Gordon West
Gordon West
President
Radio School,
Inc.



Made in the USA

Our Name says quality, service and dependability - Our customers agree!

"The best part of the Optoelectronics LCD counters are their extreme sensitivity, their brilliant LCD readout that can be seen even in bright sunlight and the rugged construction allowing them to get banged around, but still continue to operate smack dab on frequency... Yours is the only counter which reliably gives us (at Radio School) an instant frequency readout with its rock-steady LCD digits featuring incredible 1Hz resolution."

Gordon West

Optoelectronics has satisfied its customers for over 18 years - See for yourself what countless others have already discovered!

FACTORY DIRECT ORDER LINE
1-800-327-5912
(305)771-2050 • FAX(305)771-2052

5821 NE 14th Avenue • Fort Lauderdale, FL 33334
5% Shipping Handling, (Maximum \$10) U.S. & Canada. 15% outside continental U.S.A. In Florida add 6% sales tax.
Visa and MasterCard accepted.

CIRCLE 172 ON READER SERVICE CARD



"I was encouraged by one of my readers words of wisdom, and bought the Model 2300. Your service was superb! After testing this unit I personally feel that all serious radio enthusiasts should own an Optoelectronics Frequency Finder"

Ron Bruckman
Radio Monitors Newsletter
Of Maryland

Model	8030	3000	2600H	2810	2600HA	2210A	2300
Function	Freq, Period Ratio, Interval	Freq, Period Ratio, Interval	Frequency	Frequency	Frequency	Frequency	Frequency
Range	10Hz-3.0GHz	10Hz-3.0GHz	1MHz-3.0GHz	10Hz-3.0GHz	1MHz-3.0GHz	10Hz-2.4GHz	1MHz-2.4GHz
Display	10 Digit LCD w/Function Annunciators	10 Digit LCD w/Function Annunciators	10 Digit LCD	10 Digit LCD	10 Digit LCD	8 Digit LED	8 Digit LED
RF Signal Strength Indicator	16 Segment Adjustable Bargraph	16 Segment Adjustable Bargraph	16 Segment Adjustable Bargraph
Hold Switch	Yes	Yes	Yes	Yes	Yes	No	Yes
Price	\$579.	\$375.	\$325.	\$259.	\$225.	\$179.	*\$99.

Sensitivity: <1 to <10mV typical. Time Base: ± 1.ppm.; ± 2ppm add \$100. - LCD Models only. Nicads & AC charger/adaptor included except for 2300. *For 2300, available with NiCad installed & AC charger/adaptor, complete package \$128. A full line of Antennas, Probes & Carry case are sold separately. (One year parts & labor warranty.)


GO WITH THE WORLD LEADER IN LOGGING SOFTWARE!

The WB20PA LogMaster

HF Logging System for PC Compatibles

- ◆ QSY and Send DX Spots from DX Packet Cluster Window.
- ◆ Kenwood, Sicom, and Yaesu Rigs Supported.
- ◆ Import K1EA CT (Or Any Other Format Upon Request).
- ◆ Auto "Needs" Indicator As You Enter Log Information.
- ◆ Used By The Gordon West Radio School
- ◆ Featured At The W5MIR Space Exhibit.
- ◆ Simple To Operate, Full Featured, and Very Powerful.
- ◆ 30 Day Money Back Guarantee

\$69.95 Complete, Demo Disk \$5.00 (Refundable With Purchase)



Sensible Solutions

P.O. Box 474, Middletown, NJ 07748, U.S.A., Tel: 1-800-538-0001

Outside of U.S. And Canada: (908) 495-5066

VISA and MasterCard Accepted

"Professional Software For The Radio Amateur, - The Difference Is Clear To See"

European Distributor: L. E. Reimers Box 213, S-261 23 Landskrona, Sweden Tel: 0418-13926

Come see us at Dayton, Booth #469.

CIRCLE 95 ON READER SERVICE CARD

ONV SAFETY BELT CO.

P.O. Box 404 • Ramsey, NJ 07446

800-345-5634

Phone & FAX 201-327-2462

ONV Safety Belt With Seat Harness

\$89.95

OSHA
We Ship
Worldwide
Order Desk Open
7 Days/Week

ONV Tool Pouch \$15.95

Add \$4.00 For Handling VISA M/C CHECK

ONV Belt W/O Seat Harness

\$74.95

CIRCLE 102 ON READER SERVICE CARD

MADISON SHOPPER

ORDERS: 1 (800) 231-3057

1 (713) 729-7300 or 729-8800

FAX 1 (713) 729-4766

New and Used Meters,
Tubes, Transformers,
Filter Capacitors

And More

FREE List Call

Madison Electronics

12310 Zavalla Street

Houston, TX 77085

CIRCLE 25 ON READER SERVICE CARD

RC-1000 REPEATER CONTROL

- Autopatch • Patch Re-encode Dialing
- Reverse Patch • User Programmable CWID & Codes • Intelligent CWID • Remote Base
- 3 Auxiliary Outputs • Complete Interface
- Control Rcvr Input • Programmable Tailbeeps • DTMF Decoder w/muting



42 Page Manual w/Schematics

Also - RC-100: BASIC REPEATER CONTROL w/Remote Base • User Programmable w/DTMF

RC-1000 Wired & Tested **\$239.95**

Optional Enclosure **\$59.95**



Micro Computer Concepts
7069-G2 Taylorsville Road • Dayton, OH 45424

513-233-9675



CIRCLE 160 ON READER SERVICE CARD

MAKE LEARNING FUN with the CODEKEY 1000 Code Practice Oscillator



- Compact and Easy to carry
- Operates on 9V battery included
- Adjustable Volume
- Durable Metal Case
- Variable Sidetone

\$19.95 TO ORDER
—CALL—
(718) 983-1416



P.O. Box 131646
STATEN ISLAND
N.Y. 10313-0006

CIRCLE 241 ON READER SERVICE CARD

Bandmaster Quads



QSO more for greater distance, higher gain and less interference with AAE Bandmaster Quads. Call or write today for free brochure on the world famous UHF, VHF, HF 2, 3, 4, and 6 element quads. • All-fiberglass construction • Rugged engineering • All weather • Highly directional • Excellent F/B • Packet powerhouse • Tool-free assembly • 1 year replacement warranty • VISA or Mastercard welcome • Custom orders. **Alabama Amateur Electronics** • 3164 Cahaba Heights Road • B'ham, AL 35243

205 967-6122

CIRCLE 253 ON READER SERVICE CARD

EVERY ISSUE of 73 on microfiche!

The entire run of 73 from October, 1960 through last year is available.

You can have access to the treasures of 73 without several hundred pounds of bulky back issues. Our 24x microfiche have 98 pages each and will fit in a card file on your desk.

We offer a battery operated hand held viewer for \$75, and a desk model for \$220. Libraries have these readers.

The collection of over 600 microfiche, is available as an entire set, (no partial sets) for \$285 plus \$5 for shipping (USA). Annual updates available for \$10.

Your full satisfaction is guaranteed or your money back. Visa/MC accepted.

BUCKMASTER PUBLISHING

"Whitehall"

Route 3, Box 56

Mineral, Virginia 23117

703-894-5777

800-282-5628

CIRCLE 168 ON READER SERVICE CARD

Enjoy NEVER CLIMBING YOUR TOWER AGAIN

Are you too scared or too old to climb? Never climb again with this tower and elevator tram system. Voyager towers are 13 and 18 inch triangular structures stackable to any height in 7 1/2', 8 3/4' or 10' section lengths. Easy to install hinge base, walk up erection. Next plumb tower with leveling bolts in base. Mount rotor and large heavy beams on Hazer tram and with one hand winch to top of tower for normal operating position. Safety lock system operates while raising or lowering. At last a cheap, convenient and safe way to install and maintain your beam. This is a deluxe tower system that you can enjoy today.

SPECIAL TOWER PACKAGE: 50 ft. high by 18" face tower kit, concrete footing section, hinged base, HAZER kit, Phillystran guy wires, turnbuckles, earth screw anchors, 10' mast, thrust bearing, tool kit, ground rod and clamp, rated at 15 sq. ft. antenna load @ 100 MPH, **\$1974.95.**

HAZER KITS

HAZER 2 for Rohn 25-hvy duty alum 12 sq ft wind load **324.95**
HAZER 3 for Rohn 25-std alum 8 sq ft wind load **232.95**
HAZER 4 for Rohn 25-hvy galv stl 16 sq ft wind load **303.95**
TB-25 Ball thrust bearing 2 1/2" max mast dia **74.95**

Satisfaction guaranteed. Call today and order by Visa, M/C or mail check. Immediate delivery.

Glen Martin Engineering, Inc.
Dept. A

RR 3, Box 322,
Boonville, MO 65233
816-882-2734
FAX: 816-882-7200



CIRCLE 72 ON READER SERVICE CARD

cloth and resin to complete this antenna, and a few more besides! After glassing the stress points shown in Figure 4, I used automotive primer and white automotive enamel (obtained where I bought the fiberglass kit) to spray the entire assembly for weather protection and unobtrusive appearance.

After the boom has cured, drill holes for the element mounting clamps, which are common plumbing clamps. Secure the 1/2"-diameter by 5'-long aluminum tubing to the element holders, also shown in Figure 4, spacing the ends of the tubing about 1" apart. Notice that I isolated the elements further from the boom mounts by slipping clear plastic tubing over the ends (also obtained from my local hardware store). You might wonder why I would bother to isolate elements when "plumber's delight" construction predominates in yagi construction, and I already had wooden insulating supports. Take nothing for granted, and KISS (keep it simple, stupid) are my mottos. I had analyzed the antenna as a set of free space conductors and that is what I wanted to build!

Connect the inside ends of the reflector with #12 wire and a pair of solder lugs screwed into the 1/2" tubing, shown in Figure 6. Be sure to weatherize these connections as well.

You can strap the Radio Works 1:1 balun to the boom near the driven element using one or two large stainless steel hose clamps. Connect the unbalanced output of the balun to the driven element ends, again using #12 copper wire, solder lugs, and self-tapping screws affixed to the 1/2" tubing. Be sure to weatherize these connections.

At this point, you have assembled the antenna as far as it can be and still fit in a normal garage. Subsequent assembly must be done outdoors, presumably on the day you will erect it.

Wind the loading coils on 1" wooden dowels, a total of 23 turns of #16 enameled wire spaced over 2.5 inches, for 4.2 μ H of inductance, shown in Figure 5. Start by cutting a 1" wooden dowel into four 6.5" lengths, and then drilling a 3/8" hole into the ends of each dowel to a depth of two inches. Be careful to center the hole and keep the drill bit straight as it enters the dowel. A drill press and vise make the job easy.

After drilling the dowels, cut eight 5"-long pieces from a section of 3/8" solid aluminum rod. Mix up some "two-hour" epoxy, and after roughing one end of the rods with sandpaper, coat the rough end of each rod and insert it into the dowel until fully seated. Continue until all four dowels have 3/8" aluminum mountings at either end. This technique yields low profile, strong coil forms that you can easily attach to 1/2" tubing with hose clamps.

I used stainless screws and solder lugs, shown in Figure 5, to secure an electrical connection to the aluminum rods. I drilled small pilot holes through the wooden dowels at each end, continuing until the hole progressed into the rod. Wind the coils between the solder lugs and secure by soldering each end to its respective lug. To help in producing

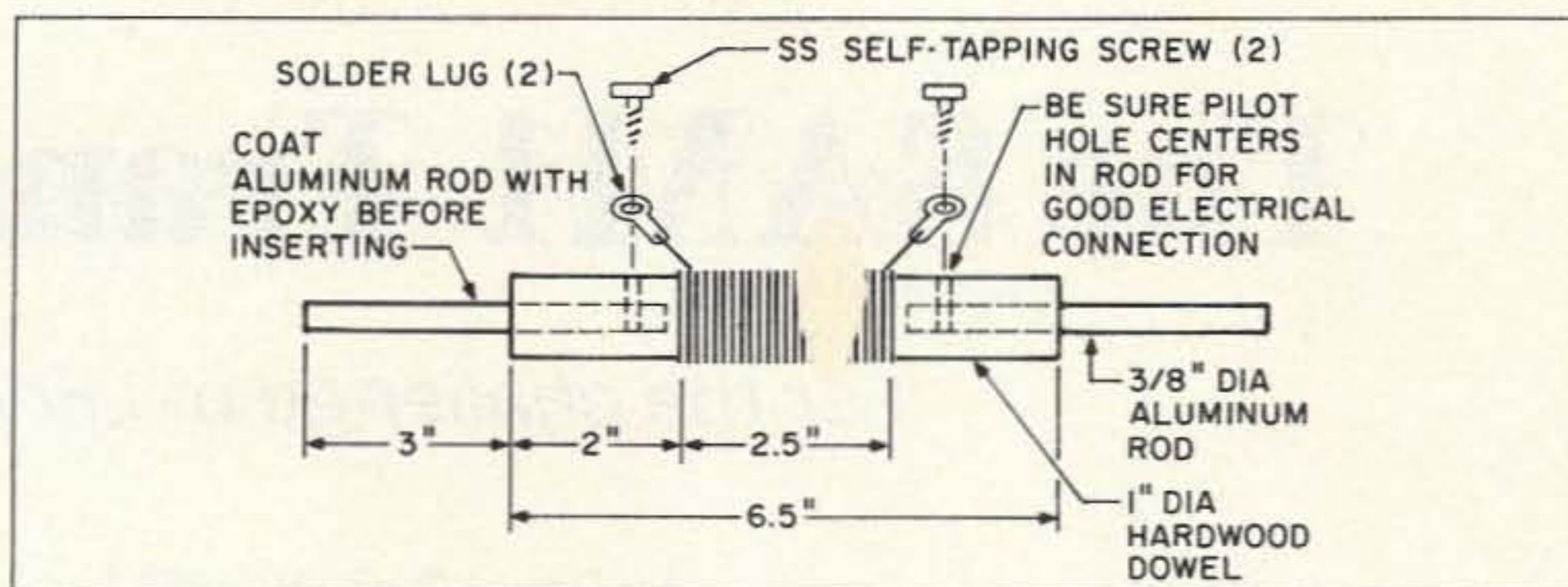


Figure 5. Loading coil assembly.

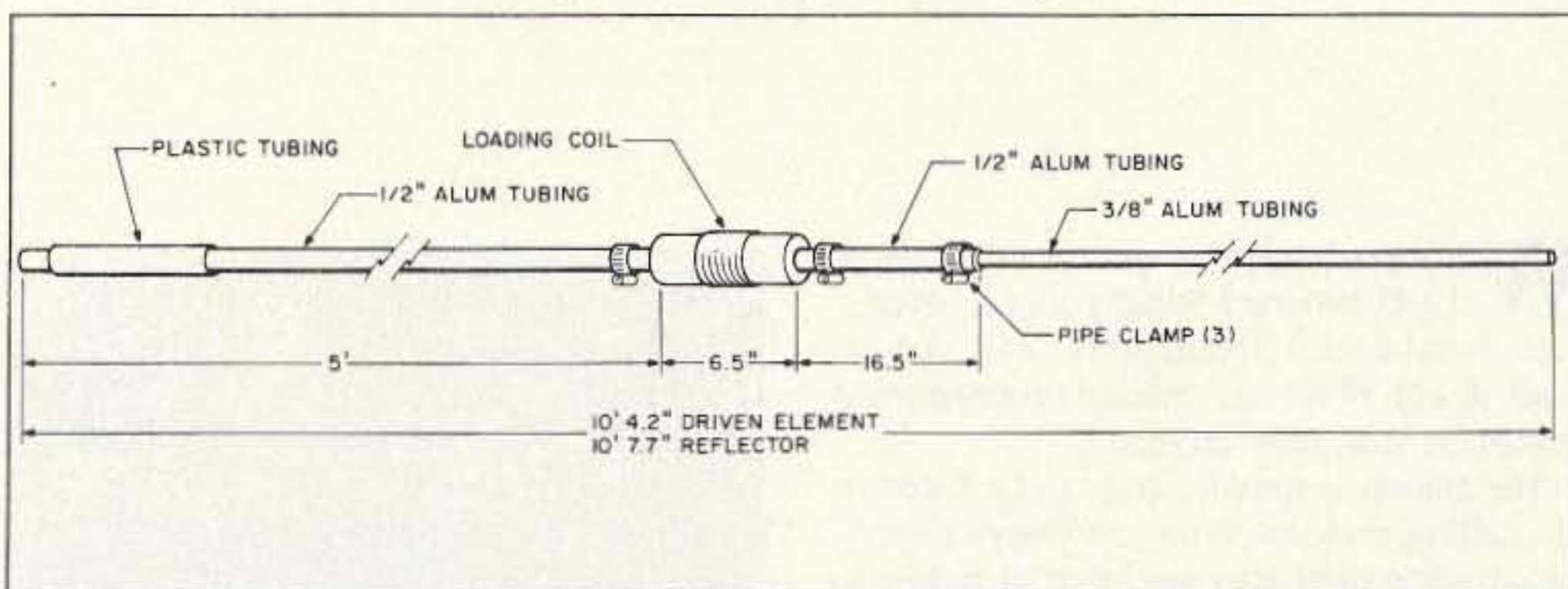


Figure 6. Element assembly (times four).

a uniformly wound coil, I used masking tape to secure the windings while I manually adjusted turns spacing with a thumbnail. This is very easy to do, and will only take a few minutes for all four coils. After the spacing looked uniform, I spread four thin beads of fast-curing epoxy down the length of each coil. I spaced the beads 90 degrees apart (the coils resembled B&W units at this point) and removed the masking tape when the epoxy cured.

The coil assembly must be weatherized, so I used 1-1/8" Teflon™ heatshrink over the entire length of the wooden dowels, and then sealed the ends with urethane. Alternatively, you can spray or brush the weather-resistant coating of your choice over the coil assemblies, making sure to seal the lugs and screws. The result will be loading coils that should last for a very long time.

Assemble the antenna elements by following the diagram in Figure 6. I used stainless steel hose clamps, but you can screw the element segments together, being sure to leave the four 3/8" end segments adjustable for tuning purposes.

Tuning

With the antenna lifted to the top of an 8' to 10' ladder, and using your rig at very low power (please don't cause QRM), simply tune the driven element to resonance at the center of your primary operating frequency. Adjust the reflector for a length that is 3.5" greater than the driven element on each side, or 7" longer overall. If you use the MFJ SWR

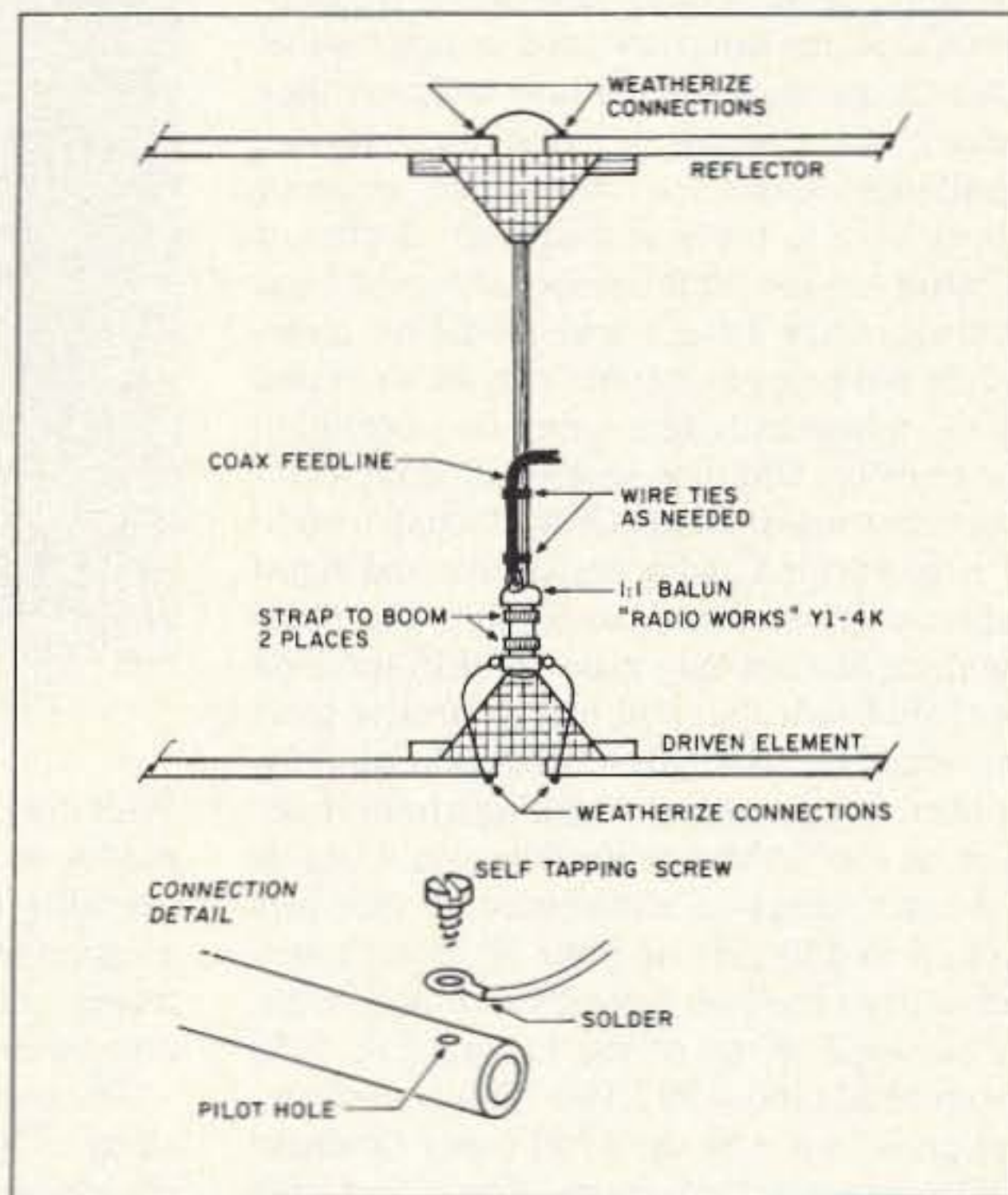


Figure 7. Final wiring.

Analyzer as I did, you can play around a bit with no fear of causing QRM. Repeat the process one more time and then recheck after raising the antenna to its final height. You can see from my SWR chart that I missed by a hint because of impatience. The antenna is usable over the entire band as tuned, and the high frequency side of the SWR chart does offer the highest forward gain... (excuses, excuses).

Antenna Mounting

To install the antenna, I used a 40' four-section push-up pole, a wall-mounting bracket, and a TV antenna rotor, all obtained from

Continued on page 46

The SAM1 Transverter

For the challenge of LF/VLF.

by David Curry WD4PLI

Why would anyone ever want to work 1750 meters!? What possible excitement would such frequencies, that can be riddled with noise and strange propagational characteristics, offer anyone?

The answer is simple, and can be found in the calling that our radio ancestors experienced when they also marveled at radio, as most of us do now. 1750 meters is a band of antiquity. Electrically, long wave frequencies follow the same laws and principles that other frequencies do, but how and why they behave often seems peculiar and elusive. Challenges exist for the skilled amateur whose dive to the low frequency depths of 1750 meters to visit this once antiquated band of frequencies using a state-of-the-art transceiver and proper antenna, may be surprised by the opportunity that long wave operation has to offer. Old tube regenerative radios of that time stand in the shadow of today's highly sophisticated radio equipment and boast superior features such as IF shift and noise blanking that not only make the difference on our ham bands, but also make effective tools for amateurs who have "what it takes" for this true amateur band. Building a transverter such as the SAM 1 will allow you to enjoy top-notch reception of the entire LF spectrum from 5 to 450 kHz on your 80 meter transceiver, and transmit virtually any mode within the legal limits of the license-free 1750 meter band (160-190 KHz). This transverter design is in use by the 1750 meter Southern California net that meets every Saturday morning at 9 a.m., LSB. Stations hundreds of miles away are regularly monitored at my location under good conditions, while local stations only 30 miles distant can not be heard under poor conditions. This gives the obvious impression that this band can be one of extremes on many levels, and a challenge on all levels.

Enter the SAM1

The SAM1 transverter provides a practical way for anyone who has an 80 meter amateur transceiver to use the 1750 meter/long wave band in two-way communications. The third generation of transverters optimized by "lowfers" (anyone operating in the 1750 meter band) in the Los Angeles area, it uses only 10 transistors, one IC, and a few other parts.




Photo A. The completed board.

With this transverter, you can operate all modes on long wave. You can also, while operating on long wave, have all the communication features, such as noise blanking, filtering, and speech processing, that are available on any HF or state of the art transceiver.

The transverter connects between any resonate 1750 meter/long wave antenna (a good choice is the "Dual-Band Vertical" in the September 1991 issue of 73) and your transceiver, and operates on any well-filtered DC voltage supply between 12 and 24 volts (a 24 volt supply is recommended). The SAM1 has provisions for separate receive and transmit antennas and includes "phantom" power for remote active receive antennas or relays... or whatever! When you shut your SAM1 transverter off, automatic through-switching allows your transceiver to operate as normal, eliminating the hassle of connecting and disconnecting it.

The 1750 meter band offers a lifetime of interesting communications and challenge to appliance-weary hams looking for fresh soil, as well as to beginners and do-it-yourselfers who appreciate the art of building. Many have called it a "true amateur band." Wish-

ing you and all the Southern California lowfers the best of luck on 1750 meters, I dedicate the SAM1 to Charles Faulkner, the father of the first practical transverter for regular SSB on 1750 meters in our area, and quite possibly in the U.S.

The SAM1 Transverter, Step by Step

See Figure 2 for parts placement, and refer to the table for parts identification, and let's go... Be sure to use a good quality rosin core solder and a clean soldering iron tip.

1. Locate audio transformer T1. One side of the body is printed with the letter "P," which should match up with the "P" on the component side of the board. Insert all 6 leads and bend the transformer lugs for a tight fit.

2. Next, mount transistor Q7 (TIP31B). Bend the 3 leads near the body away from the top and insert them into the board. Line up the hole at the top of the transistor with the hole on the board and slip the small insulated gray washer in between. Clamp it tightly with a 4/40 nut and bolt (but not overly tight).

3. You can mount regulator U1 (MC7812CT) in the same way as Q7, but you don't need a washer.

4. Relays K1, K2, and K3 are next.

5. U2 is the doubly-balanced 8-pin mixer. Be sure to line up pin 1 with the dot marked on the circuit board.


6. Insert C14, the variable capacitor, so that the capacitor plates are located away from Y1. This gives room for inserting Y1.

7. Y1 (3.4995 MHz) can be inserted next. Be sure it's snugly mounted against the board while you're soldering.

8. Insert resistors R37-R40. Bend the leads close to the body, leaving the corners slightly rounded. Make sure that the bodies of the resistors stay at least 1/8" away from the board. They can get quite hot, and the space will help dissipate the heat. Solder all component ground leads on both sides of the board marked by an "S."

9. Insert and solder R31, R35, and R41. Notice the "S" marking where component leads are soldered on the component side to insure a good ground connection. Resistors R1, 8, 9, 14, and 21 must be checked for this.

10. Next come diodes D1, 2, and 3. Notice the band marking on the diodes before inserting, making sure to match up the band on the



P-Series Pocket Genius

Actual Size

The Only Handheld With Artificial Intelligence

ICOM continues to lead the way in communications technology with the first "Smart Radio." Inside its super compact, futuristic body is a micro brain that offers programming, customizing, fun and games never before enjoyed in amateur radio!

The P-Series Pocket Genius actually asks you questions, determines your abilities and provides only the features you can handle. It is the perfect answer for making amateur radio simple and fun for new hams — yet in the hands of an experienced user, will prove to be the most advanced, full featured handheld in history!

The Most Full Featured Handheld Ever Built

ICOM has been listening to your suggestions and has responded with a handheld featuring everything you've ever wanted... and more:

100 Memories - more than any other handheld. **16 Autodial Memories** - one touch of a button makes your call. **Illuminated Keypad and Display** allows nighttime use. **Large Display** is easier to read. **DC Socket** for charging at home. **Optional DTMF Pager** lets anyone call your handheld with a 3-digit code. **Memory Skip** and **Mask** allows you to customize memories to be scanned.

P2AT 2 Meters, P3AT 220MHz, P4AT 440MHz.

New Hams in the Family

will appreciate the many easy-to-use features, small size and exciting question-and-answer games. They will have fun learning and advancing with the "Pocket Genius." And with autodial memories, they can have "911" emergency access at the touch of one button!



Be one of the first to experience amateur communications of the 21st century!



The World's Smartest Handheld!

For more information, see your ICOM dealer or call the ICOM Brochure Hotline 1-800-999-9877.

ICOM America, Inc., 2380-116th Ave. N.E., Bellevue, Washington 98004
Customer Service Hotline (206) 454-7619

All stated specifications are subject to change without notice or obligation. All ICOM radios significantly exceed FCC regulations limiting spurious emissions. P2AT192



ICOM

Simply the Best®

CIRCLE 179 ON READER SERVICE CARD

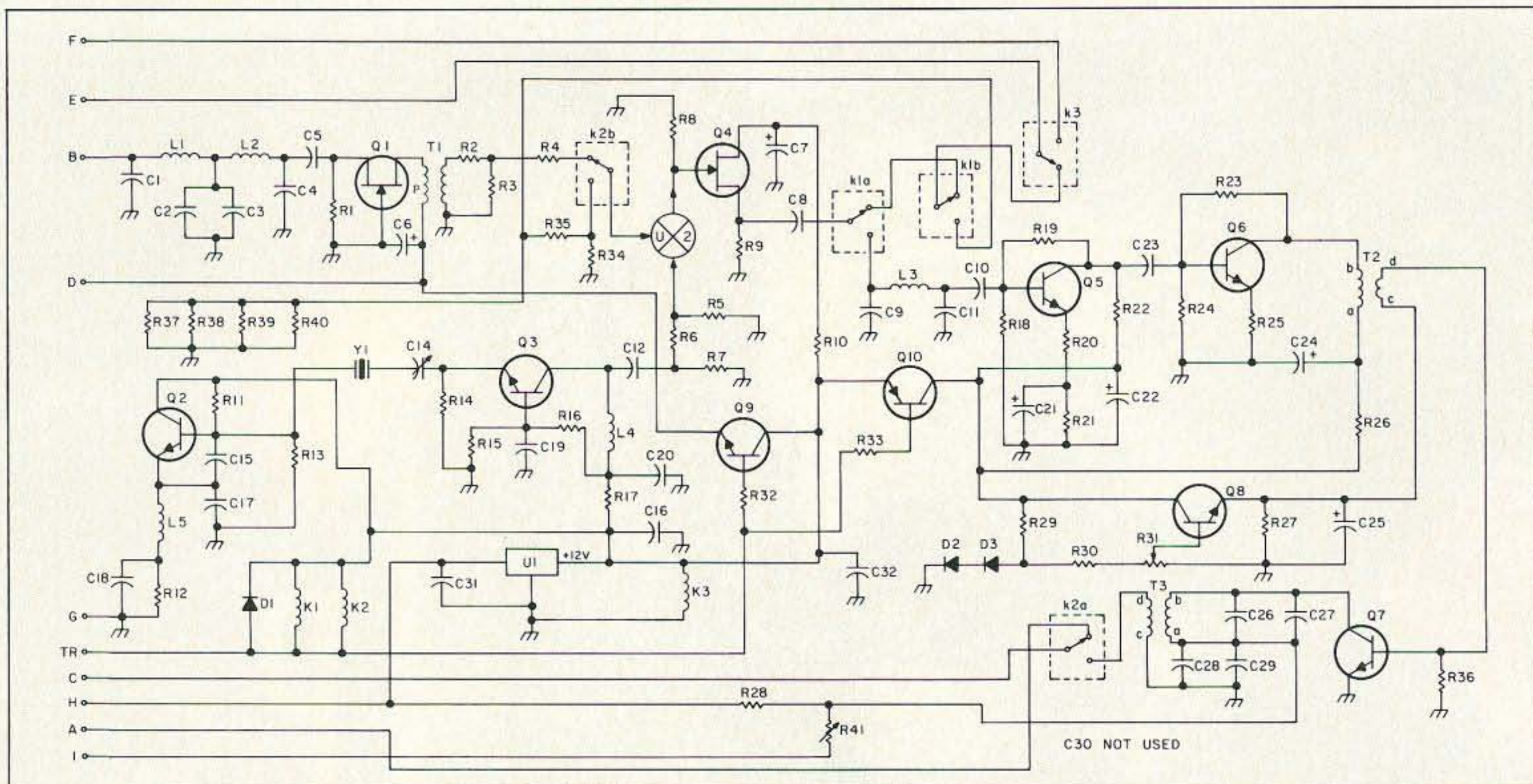


Figure 1. Schematic of the SAM1 Transverter.

part with the parts placement diagram. Diodes D2 and 3 should be directly against the board, nice and snug.

11. Insert and solder all capacitors, going right down the parts list, starting with C1 through 3, 4, 26, and 27. Do one section or type of part at a time, to avoid mixing them up. Solder and clip leads when done with each type. Notice that C5, 6, 7, 24, 25, 28, and 29 are electrolytic, so pay careful attention to polarity when installing them!

12. Inductors L1, 2, 3, 4, and 5 are mounted away from the board about 1/8" to avoid any possibility of shorting one of the fine wires. Notice the inductor part number for correct part insertion.

13. Transformers T2 and T3 are both toroid transformers (see the parts list for winding details). The smaller toroid should be inserted at the T2 location. Mount the toroid on its side, with the secondary wires going to the holes marked C and D, and the primary wires going to holes A and B. With fine sandpaper, carefully strip the enamel insulation from all four wires next to the body of the toroid, leaving the bare wires ready for soldering on the foil side. Pull each wire so that the toroid is snug against the board. Then mount transformer T3, also on its side, with the secondary wires going to holes C and D, and the primary wires going to holes A and B. Strip and pull the correct wires through the marked holes, and solder all four. Clip excess leads. Both T2 and T3 should rest snugly against the circuit board.

14. Transistors Q1 and 4 are FET devices and should be handled carefully. Notice the positioning of the part with reference to the outline on the board. The "g" marks the gate of both FETs. Insert and position the body of each FET about 1/4" from the circuit board. Solder all six leads on the foil side and clip excess. Also solder the "g" of Q1 to the

ground plan marked by letter "S." DO NOT use an excessive amount of heat.

15. Remaining transistors may be done next, in the above manner. Notice Q6. The base lead, or the middle lead on the part, should be bent and inserted across the board. Leave 1/8" or so from the body to the board for the part. Check that the TABS of all transistors match the TAB drawn on the board.

16. Visually inspect the bottom of the board, looking for any possible solder bridges or cold solder joints. Inspect the TOP or component side of the board against the layout diagram and parts list to ensure proper part location. The circuit board is now complete.

Operating the Circuit

The SAM1 is a basic transverter design with a few interesting tricks that greatly improve performance. On the schematic, follow the receive path from input C1.

C1, 2, 3, and 4, and L1 and 2 form a 5-element, low-pass network that greatly attenuates all frequencies above 480 kHz. This is desirable to prevent overload from local AM broadcast stations and to minimize any IMD. Below this frequency, all signals are allowed to pass with a minimum of insertion loss. The phase and filter curve is included in this manual. C5 is a DC blocking capacitor, so that operation of Q1 will be maintained. Q1 is a low-noise, 12 dB amplifier operating in the classic grounded-gate configuration for best stability. In parallel with R1, it provides a 50 ohm input at the source for the filter.

T1 transforms a load of 450 ohms for the drain of Q1 to a nominalized value of 50 ohms. A 50-ohm "T" pad consisting of R2, 3, and 4, with an attenuation value of 1 dB, provides stability and improved return loss for mixer U2. Local oscillator Q2 is the classic Colpitts circuit, with C14 adjusting the

frequency of crystal Y1. Typically, the output of such an oscillator is usually taken from where L5 and the emitter of Q2 connect, and the end of C14 would go to ground. However, in this arrangement the end of C14 goes instead to the very low input resistance of common base amplifier Q3, which when in parallel with R14 has an input resistance of less than 10 ohms. This is important because any significant resistance in series with crystal Y1 would spoil Y1's Q.

With such high Q (over 1000), a simple crystal filter is formed with an extremely narrow bandwidth (less than 10 Hz). We can attenuate local oscillator harmonics by as much as 60 dB, and cut our noise floor down to -110 dB! Q3 works as a stable low-noise amplifier, taking the -2 dBm signal output of Y1/Q2 and amplifying it to an acceptable level of 9 dBm. Inductor L4 and capacitor C12 form a resonant "L" network, matching the collector impedance to the 50 pi attenuators R5, 6, and 7, at 3.5 MHz. The attenuator network provides optimum stability and good return loss for mixer U2.

While the receive amplifier Q1 is only on during receive operation, Q2 and 3 operate during both receive and transmit. U2 acts as both the receive and transmit mixer. Buffer stage Q4 simply provides optimum isolation between U2 and any other stage connected through C8. Resistor R8 is a broadband 50-ohm termination for U2 at all mixer frequencies and harmonics.

This configuration has a small loss (approximately 2 dB); however, using a true 50-ohm termination for U2, with good insulation between U2 and the next section, the advantages outweigh the disadvantages. Q4 operates as a typical source follower with a 50-ohm output across R9. C8 is simply a DC blocking capacitor.

K1A and B are part of the switch-over team

EASY ORDER
1-800-582-4044

Maldol

EASY FAX
1-800-582-1255


BY EASYTECH

5 BAND HF VERTICAL ANTENNA

3.5/7/14/21 & 28 MHz
Adjustable Radiator & Radials
UPS Shippable

Ideal where space is limited. This easy to assemble HF vertical antenna features stainless steel hardware and a trap design at an attractive price. It can be assembled with the radials to one side for mounting close to a wall.

- Stainless steel hardware
- Ground plane design mounts at any height
- Max. Input: 500W SSB, 250W CW
3.5 MHz - 200W SSB
- Height: 20', 5 Radials (Longest: 4' 3")
- Connector: SO239 Jack




Order #	Price	Description	Weight
HSVK5JR	287.00	5 Band HF Vertical Antenna	17 lbs., 8 oz.

6 OR 10 METER HORIZONTAL BEAM

HB9CV Type
UPS Shippable

Dual driven elements at an affordable price. These high quality 6 and 10 meter antennas have an outstanding design that has gained wide acceptance for being dependable as well as compact.



50HS2HB - 6 Meter

- Max. Input: 500W (SSB), 250W (FM)
- Gain: Better than 6.0 dB
- FBR: Better than 16 dB
- Element Length: 2,970mm/9' 8"
- Boom Length: 780mm/2' 7"
- Connector: SO239 Jack

28HS2HB - 10 Meter

- Max. Input: 500W (SSB), 250W (FM)
- Gain: Better than 6.0 dB
- FBR: Better than 16 dB
- Element Length: 5,400mm/17' 8"
- Boom Length: 1,340mm/4' 5"
- Connector: SO239 Jack

Order #	Price	Description	Weight
28HS2HB	99.50	28MHz, 10 Meter Horizontal Beam	7 lbs., 13 oz.
50HS2HB	69.50	50MHz, 6 Meter Horizontal Beam	5 lbs., 10 oz.

HT RUBBER ANTENNAS

AH212

- Features**
- Freq.: 144/440/1200MHz
 - Gain: - U 144MHz
3.0dB 440MHz
5.5dB 1200MHz
 - Max. Input: 20W (FM)
 - Length: 350mm/14"
 - Connector: BNC Male


Compact helical formed antennas are flexible and forgiving. Two short single band models and two multi-band designs with coverage to 900 or 1200MHz with gain on the UHF bands. The HG and AH models feature a black low gloss finish, and the HS models are grey silicone rubber.

HG600B

- Features**
- Freq.: 144/440/900MHz
 - Gain: - U 144MHz
1.9dB 440MHz
3.6dB 900MHz
 - Max. Input: 10W (FM)
 - Length: 320mm/12.5"
 - Connector: BNC Male

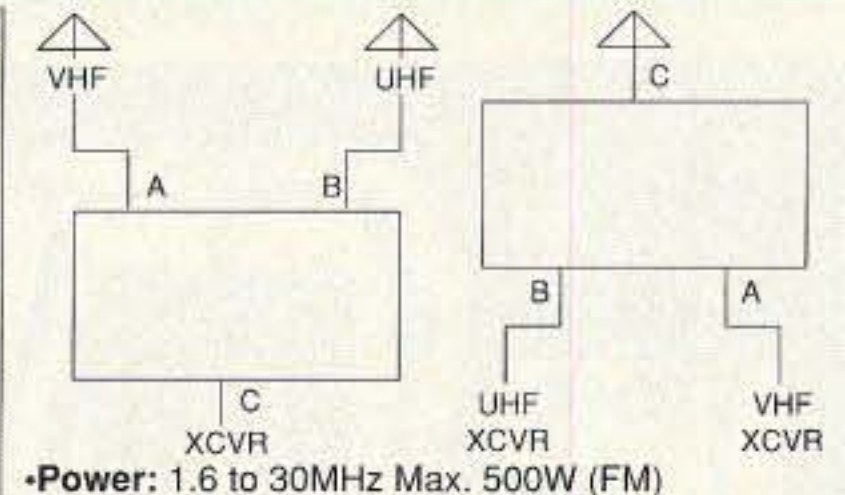
HS2RB, HS70RB

- Features**
- Material: Silicone Rubber
 - Max. Input: 5W (FM)
 - Length: 110mm/4.33"
 - Connector: BNC Male



Order #	Price	Description	Weight
AH212	44.80	144/440/1200MHz Whip Antenna	4 oz.
HG600B	37.80	144/440/900MHz Whip Antenna	4 oz.
HS2RB	12.80	144MHz Whip Antenna	8 oz.
HS70RB	12.80	440MHz Whip Antenna	8 oz.

LOW-LOSS DUPLEXERS



- Frequency: Port A - 1.6 to 150MHz
Port B - 410 to 460MHz
Port C - Common
- Insertion Loss: Port A-C - 0.15dB
Port B-C - 0.25dB
- Isolation: Port A-B > 60dB
- VSWR: < 1.2
- Size (HxWxD): 1.2" x 2.5" x 1.9"
(Excluding Connectors)

- Power: 1.6 to 30MHz Max. 500W (FM)
50 to 150MHz Max. 300W (FM)
410 to 461MHz Max. 300W (FM)

- Connectors:**
- | | A | B | C |
|---------|------|------|------|
| HS790D | UHFm | UHFm | UHFf |
| HS790DN | UHFm | Nm | UHFf |
| HS790WP | UHFf | UHFf | UHFf |
- m=male, f=female

- Weather Proof Model: HS790WP comes with mounting bracket and stainless steel clamp

Order #	Price	Description	Weight
HS790D	47.50	Direct Link Duplexer	9 oz.
HS790DN	47.50	Direct Link Duplexer	9 oz.
HS790WP	58.00	Direct Link Duplexer, Weather Proof	14 oz.

HEAVY DUTY TRUNK/HATCH MOUNT

Matte Black Finish

Features inserts for the protection of your vehicle while mounted!

- Heavy Duty
- Universal
- Zinc Die-Cast
- Adjustable Mounting Angle



Order #	Price	Description	Weight
BM1	29.00	Trunk/Hatch Mount	13 oz.

EXTERNAL SPEAKERS



Commercial Grade External Communications Speakers

- Impedance: 8Ω
- Connector: 3.5mm plug



4" speaker with switchable noise filter
Size: 4.33" x 5.32" x 2.13" (HxWxD)

2.75" fixed cone speaker with high quality, deluxe magnet mount
Size: 3.51" x 4.06" x 1.42" (HxWxD)

Order #	Price	Description	Max. Input	Weight
HSP6000	29.00	4" Fixed Cone Speaker	15W	15 oz.
HSP7000	37.00	2.75" Fixed Cone Speaker	8W	13 oz.

EASYTECH

THE ELECTRONICS SOURCE

VISA

2917 Bayview Drive
Fremont, CA 94538

MasterCard

Easy Order: 1-800-582-4044
Easy Fax: 1-800-582-1255
International Fax: 1-510-770-2346
Customer Service: 1-510-770-2345

Monday-Friday, 7am - 5pm (PST)/10am-8pm (EST)

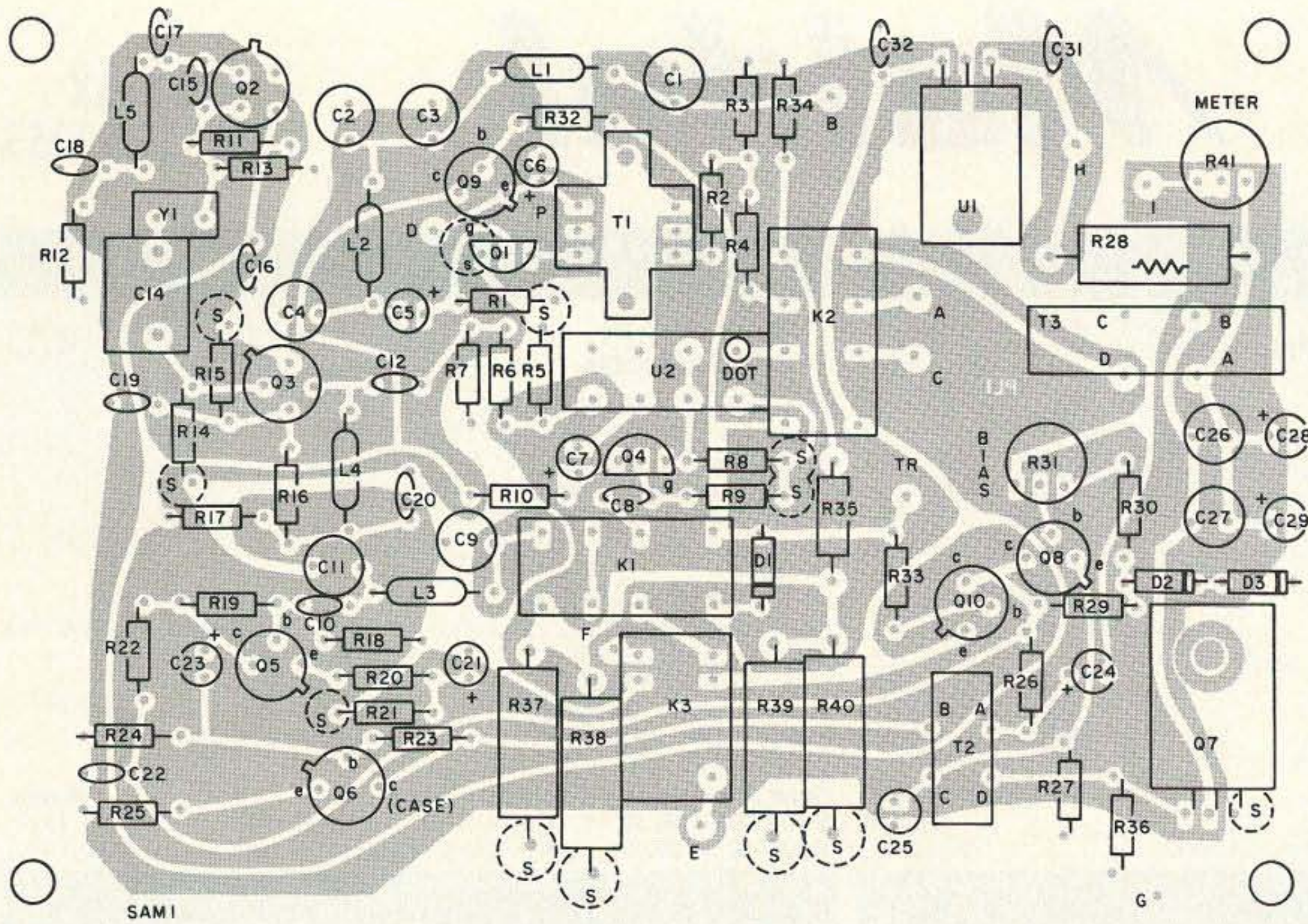
COD-No personal checks, US funds (\$5.00 Surcharge)

USPS UPS Federal Express Airborne

Add approx. 5% of total for shipping UPS Ground (\$3.00 min.).
Actual shipping charges based on weight.

Call or write today for your free copy of our 32 page catalog.

California residents, add appropriate sales tax.
12 month warranty on all EasyTech products.
30 day money back guarantee.
We reserve the right to substitute manufacturers.
Prices subject to change without notice.
CIRCLE 9 ON READER SERVICE CARD



The Transmitting System

The SAM1's transmitting system is a simple broadband design that uses many of the same stages of the receive circuitry to save space and, of course, money. Point TR is used to activate relays K1 and K2 that switch over the input and output ports of mixer U2. When TR is grounded, the relays close, switching the input of mixer U2 to the 40 dB attenuator transmitting pad, consisting of resistors R34, 35, and 37-40. The pad will dissipate virtually all the power from your transceiver, allowing only a very small signal of 0 dBm to reach the mixer.

The 50-ohm pad also helps minimize IMD and the return loss characteristics of U2. The low-level RF signal from your 80 meter rig (between 3.66 to 3.69 MHz) is mixed with the local oscillator output from Q3, leaving the *sum* and *difference* frequencies across R8 and the input-to-source follower circuitry provided by Q4.

Again, R8 is the optimum match for U2, with a pure 50-ohm nonreactive load for these relatively low frequencies. With relay K1 closed, the output at the source of Q4 is connected to the pi matching circuitry of inductor L3 and capacitors C9 and 11. The pi match gives good attenuation of all harmonics of the *difference* signal from the mixer and eliminates all *sum* frequencies and their harmonics. It also provides a good match from the 50-ohm source of Q4 and R9 in parallel to the 600-ohm input impedance at the base of Q5. Both Q5 and 6 operate in a broadband class A mode, simplifying system design. With the elimination of frequencies above and beyond 240 kHz by the pi match, the two-stage broadband amplifier of Q5 and 6 gives about 20 dB of

gain of the *difference* frequencies that fall within the 1750 meter spectrum.

As an example, an HF transceiver that transmits a signal at 3.6 MHz mixes with LO in U2 ($3.675\text{E}6/3.5\text{E}6 = 175\text{ kHz}$), and presto, you have your signal right in the middle of the 1750 meter band at 175 kHz!

Q6 will run very warm because it is biased to allow good linearity of voice peaks. The output of Q6 is transformed to an impedance level of 40 ohms through the action of trans-

that transfers the output from C8 to either your receiver input through point E or to the 1740 meter amplifier and low-pass matching filter, starting with C9. The received signal is simply the *sum* of the local oscillator frequency (3.5 MHz) and the low frequency input at point B (5-450 kHz). All signals within the low frequency spectrum are mixed together with the local oscillator, providing *sum* (3.5 MHz + LF) and *difference* (3.5 MHz - LF) frequencies and their harmonics.

The *sum* frequencies are those being received on the 80 meter transceiver, while all *difference* frequencies are simply ignored. You might say that half the signal power (-3 dB) is lost because, as the signal is converted, it is split in two, one half being the *difference* and the other half being the *sum*. This is one reason that the doubly-balanced mixer, U2, has an approximate loss of 5 dB and extra amplification (Q1 and 3) is needed to overcome the loss.

New AOR Scanner

**1000 Channels.
8-600MHz,
805-1300
MHz**



• Continuous coverage (except UHF TV 600-805)

• AM, FM and wide band FM tuning modes.

- 10 Scan Banks, 10 Search Banks.
- Selectable Priority Channel.
- Selectable Search Increments, 5-955KHz.
- Permanent memory backup.
- 25 Day Satisfaction Guarantee. Full refund if not Satisfied.
- No Frequencies cut out.
- All normal accessories included.
- Size: 6 7/8" H x 1 3/4" D x 2 1/2" W Wt. 12 oz.

AR1000

Total Price, Freight Prepaid (Express Shipping Optional)

\$429



10701 E. 106th St. Indpls., IN 46256
Toll Free 800-445-7717



Visa and Mastercard (COD slightly higher)



FAX (317) 849-8794

CIRCLE 164 ON READER SERVICE CARD

ICOM BATTERY INSERTS

BP-3	8.4v	270mah	\$15.00
BP-5	10.8v	500mah	\$21.00
BP-7	13.2v	500mah	\$23.00
BP-8	8.4v	800mah	\$21.00

KENWOOD BATTERY INSERTS

PB-21	7.2v	200mah	\$12.00
PB-21H	7.2v	600mah	\$15.00
PB24 Tabs	9.6v	600mah	\$15.00
PB-25/26	8.4v	500mah	\$18.00

YAESU BATTERY INSERTS

FNB-4/4A	12v	500mah	\$27.50
FNB-10	7.2v	600mah	\$15.00
FNB-17	7.2v	600mah	\$18.00

MORE BATTERY INSERTS

Tempo S2/4/5 Late	500mah	\$21.00
San-Tec #142#144 Tabs	600mah	\$22.00
Azden 300 Tabs	600mah	\$15.00
Bearcat	600mah	\$20.00
Regency MT1000 Tabs	600mah	\$15.00

YAESU COMPLETE PACKS

FNB-2	10.8v	500mah	\$19.00
FNB-10	7.2v	600mah	\$34.00
FNB-11	12.0v	600mah	\$52.00
FNB-12	12.0v	500mah	\$45.00
FNB-12S	12.0v	600mah	\$48.00
FNB-14	7.2v	1000mah	\$48.00
FNB-14S	7.2v	1400mah	\$59.00
FNB-17	7.2v	600mah	\$35.00

ICOM PACKS 2/4 SAT + 24AT

BP-83S	7.2v	750mah	\$38.00
BP-84	7.2v	1000mah	\$50.00
BP-85S	12v	800mah	\$60.00

*Add \$3.00 Shipping FREE Catalogue

VISA MasterCard

TNR The Battery Store
279 Douglas Ave., Suite 1112
Altamonte Springs, FL 32714
1-800-346-0601

CIRCLE 62 ON READER SERVICE CARD



ICOM

Let's Talk Radio
7 days a week
6 pm to 12 pm
Spacenet-3
Transponder 21
6.2 Audio



VHF COMMUNICATIONS

See Us At Dayton
Booth 310

9:00 am - 5:30 pm
weekdays

Weekends and evenings
by appointment.

280 Tiffany Avenue
Jamestown, New York 14701

Western New York's finest... amateur radio dealer!
PH. (716) 664-6345
(800) 752-8813 for orders only

CIRCLE 14 ON READER SERVICE CARD

H-T POWER FOR LIFE!



The Quantum Ham Battery™ may be the last rechargeable battery you'll purchase. Its 12 volt 2.1 amp hour capacity packs up to six times the power of H-T nicad packs.

A simple coiled cord connects Quantum's power to your H-T. If you buy another H-T just get another cord — without the additional cost of new batteries and chargers. The Ham Battery will power all sorts of 12 volt gear — past, present and future.

You'll always know how much power remains. The battery's



status is continuously monitored by a unique L.E.D. display. Its sealed lead cells maintain charge for months and recharge reliably to 100% capacity without the "memory" effect of nicads.

You'll have the power you need when you need it — for emergencies, events, field day, camping, boating, camcorders, cellular phones... even two at once with dual outputs.

Discover what so many other

hams have already discovered: the ultimate solution for long lasting H-T power.

THE QUANTUM HAM BATTERY™

Call 1-800-989-0505 for ordering (9 to 5 EST)
Call or write for information or a brochure (516) 222-0611

MADE IN USA • DEALERS INVITED

Quantum Instruments Inc., 1075 Stewart Ave., Garden City, NY 11530



CIRCLE 26 ON READER SERVICE CARD

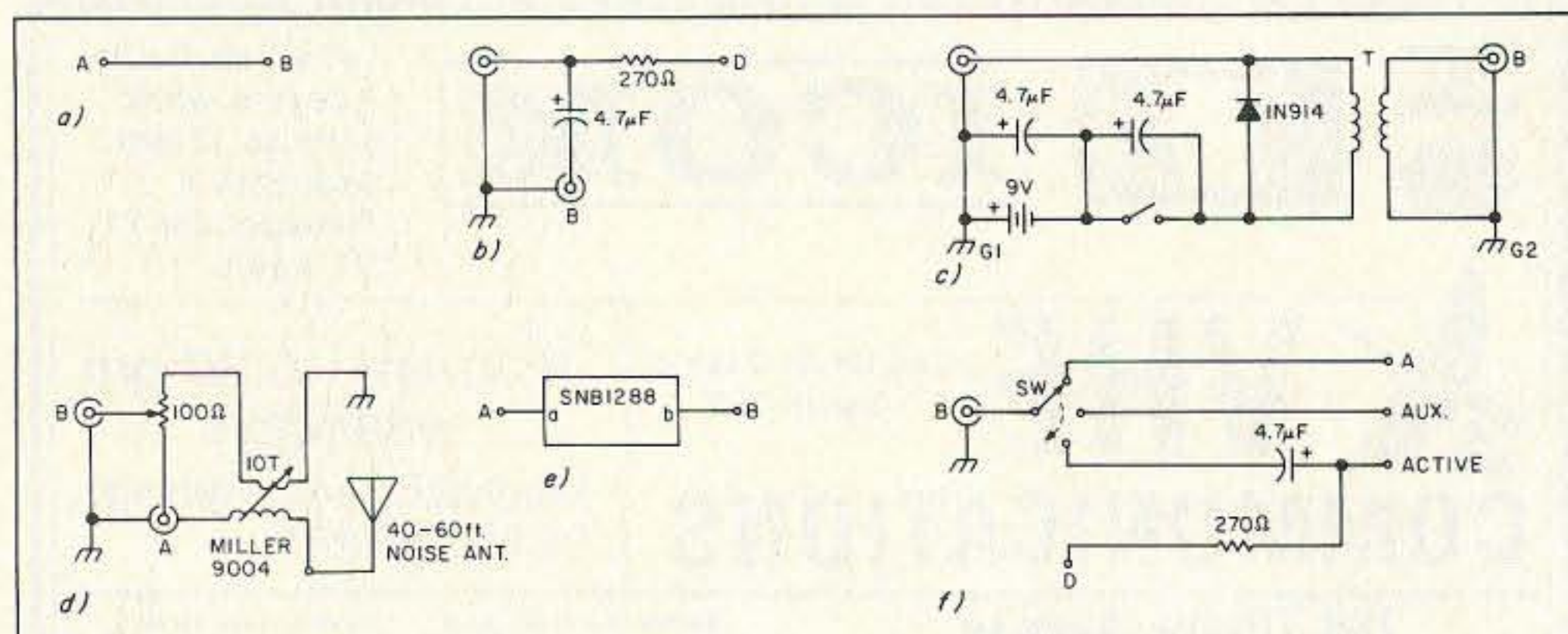


Figure 3. Noise-eliminating circuits: a) using the transmitting antenna; b) using "phantom power"; c) same as "b" but the DC supply and ground remain independent of the transverter and house ground; d) phase-canceling device; e) the SNB1288 synchronous noise blanker; and f) a switching arrangement for three antennas.

former T2, which is also operated in a broad-band manner.

Transistor Q7 is a hefty 30-watt device, deliberately used here to overcompensate for mismatch conditions. Q7 is normally operating the class AB or class B mode with good gain and acceptable linearity for voice communications. Under ideal circumstances, efficiency has reached as high as 70%. Output power in the neighborhood of 10 watts is also possible, but discouraged. The heat sink for Q7 will not accommodate this; if you use the device incorrectly, you may destroy it.

You can adjust the bias potentiometer R31 for zero volts of bias to Q7 for class C operation, if you wish. The bias transistor Q8 is a simple current amplifier/voltage regulator, providing a bias potential from the emitter through the secondary of T2, where the RF signal is added to the bias voltage and over to the base of Q7.

Diodes D2 and 3 provide a steady 1.2 voltage reference for R31, which you adjust to set the idle current through Q7 to approximately 10 to 15 mA. The amplified output from the collector of Q7 is applied to tank circuitry of transformer T3 and capacitors C26 and 27. C25, 28, and 29 create a virtual short for all RF in the PA section. The output impedance of transistor Q7 and the 50-ohm load connected to the secondary (your antenna) via point C, dampen the Q of T3 so that full coverage and more across the 1750 meter band is possible. Excellent linearity and harmonic attenuation are found using the carbonyl HP material in this toroid.

Resistor R36 is not normally used, but if you experience any problems with oscillation of Q7 during transmission, a resistor with an approximate value of 47 ohms, or even lower, may be placed in this spot. Be careful not to use too low a value, though, since this will load down transistor Q8, which may burn out.

System Operation

All interconnections to the SAM1 are done through points on the circuit board (see the schematic). Let's look at each point and examine what each one is used for.

A: 1750/LF "thru" port. In receive mode, the transmitting antenna connected to port C

will go to point A. This point can be connected to point B for using the transmitting antenna for receiving, or left unused if a separate antenna for receiving is desired.

B: 1750 meter receive input port. 50-ohm input for long wave and 1750 meters.

C: 1750 meter transmit port. Used for connection with 1750 meter transmitting antenna. You can also use it for 1750 meter receiving if you wish to use the same antenna for both.

D: "Phantom" power during receive operation. Provides 12 volts DC for accessory connections. Voltage goes off during transmit. 200 mA maximum recommended current.

E: 80 meter transceiver port. Using coax cable, connect this port to your 80 meter transceiver. Miniature coax is acceptable. Ground the braid of the coax to the ground plane on the component side of the circuit board, next to the hole where the center conductor of the coax is connected.

F: Transceiver "through" port. When the transverter is off, relay K3 will also turn off, allowing regular use of your transceiver at port F. Regular antenna connections that would normally go to your transceiver SO-239 jack should go to port F instead.

G: Ground. Use this point for a good ground connection.

H: VCC. 12-24 volts DC. Well-filtered, 24 volt supply recommended.

I: PA meter terminal. Negative connection for using a milliamp meter for monitoring

input current to the PA. Positive connection should go to point H. You can use almost any type of milliamp meter, but I recommend one with a range of 1 mA. Calibrate the meter with R41. You can make PA current measurements with any VOM, VTVM, or digital meter, measuring the voltage across points H and I after adjusting R41 for minimum resistance.

TR: Transmit/Receive switch. Turns transverter from receive to transmit. By grounding this point, the transverter system will go into transmit mode. This point should go to your transceiver's auxiliary relay for automatic switch over. Consult your transceiver's manual for correct connection. Connect the normally open relay terminal on your transceiver to point TR and the common relay

VLF Information Sources

The Longwave Club of America
45 Wildflower Rd.
Levittown PA 19057

The Northern Observer
c/o Herb D. Balfour
91 Elgin Mills Rd. West
Richmond Hill, Ontario L4C 4M1 Canada

Western Update
c/o Jim Ericson
226 Charles St.
Sunnyvale CA 94086-6063

Membership is \$12/yr (\$20 foreign) which includes a subscription to the Lowdown which promotes DXing and experimentation on frequencies below 550 kHz and the 1750m band.

\$15 donation (U.S.) for this newsletter with information about LF, VLF, ULF, MF and some HF operations in the east coast, mid-west, central states and Canada.

Western newsletter for MF, LF and VLF experimenters. \$10/yr or \$1 per issue (with 25 cent stamped envelope).

point going to ground. This will automatically switch both systems over at the same time. For manual operation, you can switch between point TR and ground.

Optional Circuits

Once you have built your transverter, mount the board inside a suitable housing with appropriate connectors and switches. Use quality RF connectors, such as SO-239s or BNCs to simplify interconnections to other pieces of equipment. You have to decide whether you want one antenna or more than one, and whether you want to add noise-eliminating circuitry, such as the options shown in Figure 3.

Figure 3a shows a simple connection to turn the 1750 meter transmitting antenna into a receiving antenna. Just solder a wire jumper from points A and B. Figure 3b is a basic circuit for using "phantom power" to supply an active whip or other remote device, and to separate the signal to point B, the LF receive port. The unmarked port in Figure 3b should connect to RG-58AU coax or similar shielded cable, to carry both the RF and DC power to the remote device.

Another possibility is shown in Figure 3c, which is the same as circuit 3b except that the DC supply and the ground remain independent of the transverter and the house ground. This is important because a lot of the noise that plagues reception can be traced to the ground system. Frequently, many ground systems are "dirty"; they carry pow-



HF Equipment
IC-781 Xcvr/ps/tuner/scope..... ★ ~~\$6395.00~~ \$4949 **Regular SALE**



IC-765 Xcvr/ps/keyer/tuner..... ★ \$2800.00 ~~\$2269~~



IC-751A 9-band xcvr/GC rx..... ★ \$1440.00 ~~\$1179~~

- PS-35 Internal power supply..... 228.00 ~~209⁹⁵~~
- FL-63A 250 Hz CW filter (1st IF) 59.00
- FL-52A 500 Hz CW filter (2nd IF) 115.00
- FL-53A 250 Hz CW filter (2nd IF) 115.00
- FL-70 2.8 kHz wide SSB filter 59.00
- IC-735** HF xcvr/SW rcvr/mic..... ★ 1064.00 ~~879⁹⁵~~
- PS-55 External power supply 228.00 ~~209⁹⁵~~
- AT-150 Automatic antenna tuner..... 446.67 ~~399⁹⁵~~
- FL-32A 500 Hz CW filter..... 69.00
- EX-243 Electronic keyer unit..... 64.67
- UT-30 Tone encoder..... 18.67



IC-725 HF xcvr/SW rcvr/mic..... ★ \$893.00 ~~\$734⁹⁵~~
AH-3 Automatic antenna tuner..... 488.33 ~~449⁹⁵~~
IC-726 10-band xcvr w/6m..... ★ 1283.00 ~~1074~~

- HF Accessories:** **Regular SALE**
- IC-2KL** HF solid state amp w/ps . ★ \$2079.00 ~~\$1699~~
 - IC-4KL** HF 1 kw amp w/ps ★ 7275.00 ~~5699~~
 - EX-627** Automatic antenna selector 314.67 ~~279⁹⁵~~
 - PS-15** 20A external power supply 183.00 ~~169⁹⁵~~
 - PS-30** Systems p/s w/cord, 6 pin plug 363.00 ~~329⁹⁵~~
 - SP-3** External speaker..... 65.00
 - SP-7** Small external speaker..... 52.00
 - CR-64** High stab. ref. xtal; 751A, etc 79.00
 - SM-6** Desk microphone 47.93
 - SM-8** Desk mic; two cables, scan 89.00
 - AT-500** 500w 9 band auto ant tuner 589.00 ~~539⁹⁵~~
 - AH-2** 8-band tuner w/mount & whip..... 780.00 ~~689⁹⁵~~

HOURS • Mon-Fri 9-5:30; Sat 9-3



Special Prices on Selected Items (★) 'till the end of April '92



VHF/UHF Base Transceivers **Regular SALE**

- IC-275H** 100w 2m FM/SSB/CW..... ★ \$1455.00 ~~\$1199~~
- IC-475H** 100w 440 FM/SSB/CW..... ★ 1665.00 ~~1379~~
- IC-575A** 25w 6/10m xcvr/ps ★ 1455.00 ~~1179~~
- IC-575H** 25w 100w 6/10m xcvr ★ 1564.00 ~~1309~~
- IC-1275A** 10w 1.2GHz FM/SSB/CW.. ★ 1923.00 ~~1579~~



VHF/UHF FM Transceivers **Regular SALE**

- IC-229A** 25w 2m FM/TTP mic..... ★ \$392.00 ~~\$324⁹⁵~~
- IC-229H** 50w 2m FM/TTP mic ★ 425.00 ~~354⁹⁵~~
- IC-38A** 25w 220 MHz FM xcvr ★ 409.00 ~~344⁹⁵~~
- IC-449A** 35w 440FM xcvr/TTP ★ 473.00 ~~394⁹⁵~~
- IC-1201** 10w 1.2GHz FM/SSB/CW ★ 831.00 ~~714⁹⁵~~

Dual band FM Transceivers **Regular SALE**

- IC-2410A** 25w 2m/440 FM/TTP mic ★ \$889.00 ~~739⁹⁵~~
- IC-2410H** 45w 2m/35w 440/TTP mic. ★ 932.00 ~~779⁹⁵~~
- IC-3220A** 25w 2m/440 FM/TTP mic ... ★ 685.00 ~~574⁹⁵~~
- IC-3220H** 45w 2m/ 35w 440/TTP mic ★ 727.00 ~~594⁹⁵~~
- IC-2500A** 35w 440/10w 1.2GHz FM ..★ 1039.00 ~~849⁹⁵~~

Multi-band FM Transceiver **Regular SALE**

- IC-901** 50w 2m/35w 440 FM xcvr .. ★ \$1039.00 ~~\$849⁹⁵~~
- UX-R91A** Broad band receiver unit 405.00 ~~359⁹⁵~~
- UX-19A** 10w 10m unit..... 311.00 ~~279⁹⁵~~
- UX-59A** 10w 6m unit..... 363.00 ~~329⁹⁵~~
- UX-S92A** 2m SSB/CW module..... 623.00 ~~549⁹⁵~~
- UX-39A** 25w 220MHz unit 363.00 ~~329⁹⁵~~
- UX-129A** 10w 1.2GHz unit..... 571.00 ~~509⁹⁵~~
- UX-49A** 440MHz module for IC-900 363.00 ~~319⁹⁵~~
- IC-970A** 25w 2m/430MHz xcvr/ps ... ★ 2409.00 ~~1969~~
- IC-970H** 45w 2m/430 transceiver ... ★ 2567.00 ~~2129~~
- UX-R96** 50-905 MHz receive unit..... 405.00 ~~349⁹⁵~~
- UX-97** 1.2GHz band unit 1039.00 ~~869⁹⁵~~

VHF/UHF Mobile Antenna **Regular SALE**

- AH-32** 2m/440 Dual Band mobile ant..... \$39.33
- Larsen PO-K** Roof mount 23.00
- Larsen PO-MM** Magnetic mount 28.75

VHF/UHF Repeaters **Regular SALE**

- RP-1520** 2m 25w repeater..... ★ \$2319.00 ~~1929~~
- RP-2210** 220MHz 25w repeater..... ★ 1715.00 ~~1429~~
- RP-4020** 440MHz 25w repeater..... ★ 2392.00 ~~1979~~
- RP-4020/50W** 440MHz 50w repeater. ★ 2599.00 ~~2169~~
- RP-1220** 1.2GHz 10w repeater ★ 2703.00 ~~2249~~

We stock the entire ICOM line, but due to space limitations some items are not listed in this ad. Prices subject to change without notice.



Handhelds (★) **Regular SALE**

- IC-2AT** 1.5w 2m HT/TTP \$247.00 ~~209⁹⁵~~
- IC-02AT/High Power** 2m 333.00 ~~284⁹⁵~~
- IC-03AT** 2.5w 220 HT/TTP..... 319.00 ~~264⁹⁵~~
- IC-2SA** 2m HT 345.00 ~~284⁹⁵~~
- IC-2SAT** 2m/TTP..... 372.00 ~~314⁹⁵~~
- IC-2SRA** 2m/25-905MHz rx 600.00 ~~504⁹⁵~~
- IC-24AT** 2m/440MHz/TTP.... 492.00 ~~414⁹⁵~~
- IC-3SAT** 220MHz HT/TTP..... 351.00 ~~294⁹⁵~~
- IC-4SAT** 440MHz HT/TTP..... 351.00 ~~294⁹⁵~~
- IC-4SRA** 440MHz/25-905 rx 600.00 ~~504⁹⁵~~
- IC-2GAT** 2m HT/TTP 372.00 ~~314⁹⁵~~
- IC-4GAT** 440MHz/TTP..... 372.00 ~~314⁹⁵~~
- IC-12GAT** 1.2GHz/TTP 381.00 ~~324⁹⁵~~
- IC-W2A** 2m/440 HT..... 627.00 ~~524⁹⁵~~

Aircraft band handhelds **Regular SALE**


- A-2** 5W PEP synth aircraft HT 525.00 ~~479⁹⁵~~
- A-20** aircraft HT w/VOR • *Closeout* ... 625.00 ~~499⁹⁵~~
- A-21** Navicom Plus Aircraft HT 660.00 ~~549⁹⁵~~

For info/prices on HT accessories • CALL



Shortwave Receivers **Regular SALE**

- R-1** 100kHz-1.3GHz AM/FM..... ★ \$624.00 ~~\$529⁹⁵~~
- R-71A** 100kHz-30MHz rcvr..... ★ 1019.00 ~~849⁹⁵~~
- RC-11** Infrared remote controller..... 71.00
- FL-32A** 500 Hz CW filter..... 69.00
- FL-63A** 250 Hz CW filter (1st IF) 59.00
- FL-44A** SSB filter (2nd IF)..... 178.00 ~~169⁹⁵~~
- EX-257** FM unit..... 49.00
- EX-310** Voice synthesizer..... 59.00
- CR-64** High stability oscillator xtal..... 79.00
- R-72** 30kHz-30MHz SW receiver..... ★ 972.00 ~~809⁹⁵~~



Accessories for R-1/R-72/R-100/R-9000 CALL

- R-100** 100kHz-1.856GHz AM/FM....★ \$707.00 ~~589⁹⁵~~
- R-7000** 25MHz-2GHz receiver..... ★ 1221.00 ~~999⁰⁰~~
- RC-12** Infrared remote controller..... 71.00
- TV-R7000** ATV unit..... 139.00 ~~134⁹⁵~~
- R-9000** 100kHz-2GHz all mode ... ★ \$5677.00 ~~4649~~

ICOM OPEN HOUSES

Saturday, April 4th – Milwaukee store
Saturday, April 11th – Wickliffe store
Saturday, April 18th – Orlando store

- *Special Prices on Selected Items* • *Demos by ICOM Representatives* • *FREE Hourly Prize Drawings* • *Grand Prize Drawing* • *Refreshments*

Open House Store Hours – 9:00 AM to 5:00 PM

Order Toll Free: 1-800-558-0411 FAX: (414) 358-3337

AMATEUR ELECTRONIC SUPPLY[®] Inc.

5710 W. Good Hope Road; Milwaukee, WI 53223 • Phone (414) 358-0333

AES[®] BRANCH STORES

- | | | | | |
|---|---|--|--|--|
| WICKLIFFE, Ohio 44092
28940 Euclid Avenue
Phone (216) 585-7388
1-800-321-3594 | ORLANDO, Fla. 32803
621 Commonwealth Ave.
Phone (407) 894-3238
1-800-327-1917 | CLEARWATER, Fla. 34625
1898 Drew Street
Phone (813) 461-4267
No Toll Free Line | LAS VEGAS, Nev. 89106
1072 N. Rancho Drive
Phone (702) 647-3114
1-800-634-6227 | ERICKSON COMMUNICATIONS
5456 N. Milwaukee Avenue
Phone (312) 631-5181
1-800-621-5802 |
|---|---|--|--|--|

Associate Store
CHICAGO, Illinois 60630

SAM1 Transverter Parts List

Resistors

R1,14,21	270Ω	R10,17,20	33Ω	R22	180Ω
R2,4	3Ω	R11	82kΩ	R24,30	470Ω
R3	430Ω	R12,33	1kΩ	R25,26	12Ω
R5,7	910Ω	R13	22kΩ	R28	1Ω 1W
R6	6.2Ω	R15,19,23	2.7kΩ	R31	2k pot
R8,27,34	51Ω	R16	6.8kΩ	R32	2kΩ
R9,29	560Ω	R18	1.5kΩ	R35	4.3kΩ
R36	NOT USED	R37-40	200Ω 6W	R41	1k pot

All resistors are 1/4W unless noted.

Capacitors

C1,3,4,26,27	0.01 μF, 50 VDC poly
C2	0.0047 μF, 50 VDC poly
C5,6,7,21,23,24,25,28,29	4.7 μF, 35 VDC, electrolytic
C8,10,16,18,19,20,31,32	0.1 μF/50 VDC monolithic chip
C9	0.022 μF/50 VDC monolithic chip
C11	0.0082 μF/50 VDC monolithic chip
C22	1 μF/50 VDC monolithic chip
C15	68 pF NPO
C17	270 pF NPO
C12	390 pF S.M.

Inductors, Transformers

L1,2	27 μH Inductor J.W. Miller #70F275AI
L3,5	120 μH Inductor J.W. Miller #70F124AI
L4	5.6 μH Inductor J.W. Miller #70F566AI
T1	200:8Ω audio transformer Mouser #42TL004
T2	FT-50-77 toroid. Primary: 45 turns #28 wire. Secondary: 6 turns #22 wound over primary.
T3	T68-3 toroid. Secondary: 61 turns #28 wire. Primary: 46 turns #28 wound on top of secondary.

Transistors and Other

Q1,4	J310	U1	MC7812CT
Q2,3	2N2857	U2	SBL-3
Q5,8,9	2N2222A	1	Q7 mica insulator
Q6	2N2102	1	4/40 nut and bolt for Q7
Q7	TIP31B	K1,2	DPDT 12 VDC relays, 8-pin Digi-Key #Z440-ND
Q10	2N2907A	K3	SPDT 12 VDC relay, 5-pin Mouser #ME431-1212
D1	1N4001	D2,3	1N914A

A kit is available from Curry Communications, 737 N. Fairview St., Burbank, CA 91505. Tel: (818) 846-0617. It includes JFETs, so be sure that your soldering iron is grounded—and your body, too! No milliamp meter is included. Options for using the SAM1 with other equipment, and articles on recommended antenna designs, come with the kit. The silk-screened component side of the circuit board is marked for parts placement. The complete kit costs \$89.95. The silk-screened, double-sided, predrilled board alone is available for \$19.95 postpaid.

er line hash and the remains from light dimmers (G1).

Active whip antennas, for example, have an extremely high impedance and couple easily to local structures, wires, and of course, to the braided shield of the coax delivering power to the active whip. Noise along the grounded braid is capacitively coupled to the antenna, wrecking the signal-to-noise ratio in an otherwise quiet area. For a separate (G2), "clean" ground independent of the house or system ground, put a rod or similar item directly under or near the active whip and connect it to the active whip circuitry as shown in Figure 3c.

Transformer "T" is made by winding 50 turns for both primary and secondary on an Amidon FT-82-77 coil form with #32 gauge wire. The polarized capacitors can be any value from 1 μF to 10 μF electrolytic. A battery supply is highly recommended. If you decide to use an active whip, which is quite effective as a receiving antenna, be sure to place it away from power lines and buildings. Often the best places for this type of antenna

are in the front yard, on a wooden pole on the roof, or at the top of a tree.

Figures 3d and 3e are both noise-canceling devices. Figure 3d uses phase canceling, which can be highly successful for power line hash or complex noise. The noise antenna can be any length of wire from 40 to 60 feet, laid horizontally on the floor or outside on the ground. The goal, of course, is to maximize noise on the noise antenna by placing it near house wiring where it will couple to the wiring and radiate noise. You'll need to experiment with this circuit to get the best results, since noise at each location is different.

J.W. Miller coil #9004 is used to resonate the noise antenna at the frequency of interest (in this case, in the 1750 meter band). The secondary of the transformer uses a low impedance of only 10 turns; that is, 180 degrees out of phase. Antenna input at "A" contains both signal and noise, and the noise is canceled by rotating the 100-ohm potentiometer to a point where the noise is of equal and opposite current, and adjusting the resonance and phase with the Miller inductor.

Vertical resonant antennas work well at port "A". Figure 3e is the Curry Communications SNB1288 synchronous noise blanker, which can be inserted between points "A" and "B" of the SAM1 transverter as shown. This will eliminate all types of synchronous noise, such as light dimmers, and could even be added in series with the phase-canceling circuitry in Figure 3d (point "B" in 3d going to point "B" in 3e, and point "A" in 3e going to point "B" on the SAM1). Don't forget that "A" in Figure 3d goes to point "A" on the SAM1. So you can see that there really are many ways to do it.

This leads us to Figure 3f, which shows a switching arrangement capable of letting you use three different antennas, which could be quite convenient. This switch is recommended with one or both of the noise-canceling devices in Figures 3d and 3e. If you live in a suburban area, you can almost bet that light dimmers and similar devices will plague reception, and the noise blanker on your HF transceiver may not have a long enough time constant to eliminate these pulses. First check your reception to decide how elaborate you want to get with these receiving aids.

Once you have decided on the system, if any, you wish to use with the SAM1, and you've decided on how you want to mount the circuit board, remember to use 1/4" spacers when you position the board inside the housing. Anything under 1/4" may short the screw or bolt on Q7, which has full potential.

Connect the power supply to points G (ground) and H (positive). A 24-volt DC supply is recommended, but a 12-volt supply is adequate. When the SAM1 is properly connected, relay K3 will close.

Bias and Oscillator Adjustments

At this point, align the bias and PA meter. Rotate R31 fully counterclockwise (bias control) for minimum bias voltage on Q7. R28 is used as a current reference so you can accurately measure and monitor the PA current of Q7. A meter would be the easiest way to do this, using 1 mA across points I and H. Adjust resistor R41 to align the meter for a calibrated indication. Use a VOM or digital meter and connect leads across R28. Apply power to the SAM1. You should hear relay K3 close when you turn the power on. If you don't, your power supply potential is too low and you have to increase it.

Place the SAM1 in the transmit mode by grounding the TR point. Relays K1 and 2 should change over, and you may get a reading of 1 mA or so across R28. Remember that the VOM or digital multimeter is actually measuring the voltage across R28, but because of the resistance of R28 (1 ohm), you can interpret the reading as the actual current flowing through R28 to Q7. R31 is rotated slowly clockwise for an indication of 10 mA (or 0.01 volts measured across R28). If desired, you can use a jack or plug and simply monitor the current externally with a VOM or multimeter. Use points I and H, adjusting R41 for minimum resistance. Any meter other than a multimeter or VOM will have a

Alinco Affordable Technology



AVAILABLE NOW!
FANTASTIC 2-METER H.T.'s
HIGH PERFORMANCE AT A GREAT PRICE

- DJ-F1TH World's smallest 5 watt H.T.
- DJ-162TR Full featured 2-meter comes standard with EDC-34 rapid charger

New Model DJ-162TD

FULL FEATURES AND HIGH PERFORMANCE AT A PRICE YOU WON'T BELIEVE.

Here is a 2-Meter radio worth looking at. Without a doubt, the ALINCO DJ-162TD offers the most bang for the buck of any 2-Meter HT available today.

The unit comes standard with the EDH-1 Dry-Cell Pack, giving you the option to use your own batteries, either Ni-Cd or Alkaline, for extended operating life and High-Power output. In addition, you have the option to buy either the 5 watt or 2.5 watt Quick-Charge Batteries for fast reliable power any time.

This unit has a full size keypad for easy operation and

programming, and has excellent sensitivity. Airband receive down to 118MHz is possible with a simple modification. Other standard features include DSQ for private paging, 5 scan modes, DTMF encode and decode, dual watch functions, 2 Autodialer channels, and more.

*Check out the affordable technology of the 90's.
Check out ALINCO.*



ALINCO ELECTRONICS INC.
438 Amapola Avenue, Unit 130, Torrance, CA 90501
Tel. (310) 618-8616 Fax. (310) 618-8758

Two Year Limited Warranty.
Specifications and features are subject to change without notice or obligation.

significant amount of resistance, and R41 compensates for this.

Some meters can measure up to 300 ohms of internal resistance, and you can calibrate a meter of this type simply by monitoring the current across R28 with a VOM or digital multimeter and turning R41 so the current on the meter will be the same as the current across R28. This concludes the bias adjustment of the SAM1.

Unground point TR and connect point "E" to the RF terminal on your HF transceiver. Zero beat the local oscillator on the SAM1 by tuning your HF transceiver to 3.5 MHz and rotating C14. If you own a calibrated frequency counter, you can check the frequency of the local oscillator at the output of Q3, or across C12 or L4. Make sure your transceiver is calibrated to the internal oscillator most modern HF transceivers are equipped with. If your transceiver has one, turn the oscillator on and zero beat the two signals, listening in the AM mode.

Checking Connections

With all connections to the SAM1 completed, check to make sure the points on the SAM1 are going to their correct places on the transceiver and antenna. Apply power and again listen to make sure you heard relay K3 kick over. Your HF transceiver will operate just as it would on any amateur band, along with any controls you wish to use to improve the reception or transmission within the 1750 meter band. The readout on the

analog dial or digital display is simple to read: Ignore the 3.5 MHz; read only the kHz readout.

For example, let's say you're working an SSB station on 183 kHz. What would the readout be on your transceiver? Simple: 3.683 MHz; $3.683 - 3.5 = 183$ kHz! Shortly you will become accustomed to ignoring the 3.5 MHz and the fact that your HF transceiver has been transformed into a complete LF/VLF station.

Make extra sure that the TR point on the SAM1 board is connected to the external relay port on your HF transceiver so the SAM1 will automatically follow the transceiver going from receive to transmit. Check this by placing the transceiver in the send or key-down (transmit) mode, but don't let any RF leave the transceiver.

Keep all carrier and mike controls on the transceiver to a minimum! Both relays (K1 and 2) on the SAM1 should key over. If you do not hear this, your wiring on the TR line is incorrect. Point TR must be grounded during transmit mode. If all is well and the relays key over, you're ready to check the transmitter half of the SAM1. Be sure to connect a resonant 1750 meter antenna to point "C" on the SAM1, or a 50 ohm, 2 watt load resistor as a termination. With both the transceiver and transverter in the transmit mode, send a low-level carrier of approximately 10 watts on the transceiver anywhere between 3.66 to 3.69 MHz (160 to 190 kHz), the legal band limits of the 1750 meter band.

Check the PA current of the SAM1 as discussed previously. The legal input power for continuous duty or CW to the PA is 1 watt. Not much, but surprisingly effective! Hundreds of miles have been successfully and regularly worked on such low power, which adds to the challenge of the 1750 meter band. When operating SSB, however, 2.8 watts peak-to-peak is allowable, and the transverter can handle this easily.

The bias current to Q7 is adjusted to a class AB condition (15 mA) to accommodate SSB operation. The drive level from the HF transceiver controls the RF output of the SAM1, with only a small amount (10 watts) required for legal output on 1750 meters. With too much power or a too-high bias, transistor Q7 can go into thermal runaway. The bias will naturally increase as the temperature of Q7 increases, so don't be concerned about this. Temperature-tracking diodes D2 and 3 are help minimize this condition.

Because of their continuous duty operation, digital modes such as RTTY and AMTOR require that you keep the drive to the SAM1 low. Check the PA current to Q7 often. If desired, you may lift Q7 from the circuit board and set it down vertically, with a heat sink attached to the metal body for improved heat dissipation. The TIP31 transistor Q7 is quite rugged; because of this virtue, I chose it as the PA amplifier. **73**

David Curry WD4PLI, 737 N. Fair-view St., Burbank CA 91505. (818) 846-0617.

Monoband Yagi

Continued from page 35

Radio Shack. I mounted the antenna at the top of the pole, with the sections uniformly telescoped to yield a total height of 30 feet. I obtained additional strength by telescoping the sections to this shorter length. A short mast cut from 1-1/4" aluminum tubing and mounted above the rotor brought the total antenna height to 33 feet. If you use a pole, as I did, don't attempt to extend the pole to its maximum height. Very little will be gained in radiation angle, but the structure will be weakened considerably.

I attached the pole to my eaves at a height of 10 feet using the mounting bracket. I then guyed the pole near the top using Kevlar™ line sheathed in Dacron™ (available from Radio Works). This produces a strong, inconspicuous guying system.

Performance Tests

In three months I have logged 107 countries with the new antenna, most of those on SSB and most with signal reports of 5-9 or 5-9 plus. "Big Signal, AB4GX" has commonly been heard. The power used varied between 50 and 1200 watts output, although the antenna should handle full legal power with no problems. The front-to-back-ratio agrees with the computer analysis, and I've used the existence of the null off the sides to advantage. When working East (Europe and Africa) or West (South Pacific or Asia), I can effectively null the strong

South and Central American stations adjacent to my Florida QTH.

This is the first time in 27 years of hamming that I have used a yagi, and the first occurrences of QSOs interrupted by hams telling me that there must be "something wrong with your equipment because you are pinning my S-Meter and blocking my receiver." This sometimes while barefoot, and while I have ended QSOs in the interest of peace and harmony, I have also developed a new respect for the gain of this antenna. I have found I can work almost anyone I hear, most often on the first call, and power management coupled with

operating courtesy are much more visible requirements. You cannot have a "Big Signal" without also having a "Big Responsibility." And all this on a push-up pole, and with shortened elements! Enjoy, and please let me

Parts List

QTY	Item
2	1/2" x 12" hardwood dowel
4	1" x 6.5" hardwood dowel
1	1-1/4" x 3' aluminum mast pipe
4	1/2" I.D. x 1' clear plastic tubing
4	1/2" diameter x 5' aluminum tubing
4	1/2" diameter x 16.5" aluminum tubing
4	3/8" diameter x 4' aluminum tubing (cut for proper length, as shown in Figure 6.)
8	3/8" diameter x 5" aluminum rod
2	1-1/4" I.D. U-bolts for mast
8	plumbing clamps for 1/2" pipe
12	pipe clamps for 1/2" pipe
1	1" x 3" x 24" pine
1	1" x 3" x 22" pine
1	1" x 2" x 4' pine
1	1" x 3" x 6' pine
1	1' x 1' x 1/4" plywood (cut up for the 4 cleats)
	#12 wire
	#16 enameled wire
1	1:1 balun - Radio Works #Y1-4K
	Kevlar support wire - Radio Works
12	self-tapping screws
12	eyelets
1	Fiberglas kit (optional) - K-Mart or equivalent

know your experiences if you construct this "residential yagi." **73**

Contact Ken Kemski AB4GX at 3745 Allenwood Street, Sarasota FL 34232.

Hi Pro Repeaters ELCO

MAGGIORE ELECTRONIC LAB.

Manufacturers of Quality Communications Equipment

- Repeaters
- Links
- Remote Base
- VHF, UHF
- Receivers
- Transmitters
- Antennas



Hi Pro 'E'

EXPANDABLE REPEATER SYSTEM

- Standard and Computerized Controllers
- Standard and Computerized Auto Patches
- Duplexers

• A NEW CONCEPT IN REPEATER DESIGN, THE Hi Pro "E" IS AN EXPANDABLE REPEATER WITH THE FOLLOWING FEATURES: A BASIC REPEATER WHICH WOULD INCLUDE A COMPLETE RECEIVER, TRANSMITTER, COR, FRONT PANEL CONTROLS AND INDICATORS, LOCAL SPEAKER AND MIC JACK AND CAPABLE OF FUTURE EXPANSION. ALL HOUSED IN AN EXTREMELY RUGGED, ENCLOSED, 19-INCH RACK MOUNTABLE CABINET.

• THIS SYSTEM CAN BE EXPANDED AT TIME OF PURCHASE OR CAN BE AN AFTER-PURCHASE ADD ON. THE ADD ONS ARE—HIGHER POWER, 110/220 VAC POWER SUPPLY, IDENTIFIER, AUTO PATCH, OR COMPUTER CONTROLLERS. IN ADDITION TO THESE ADD ONS AN ADDITIONAL RECEIVER AND TRANSMITTER CAN BE MOUNTED INTERNALLY FOR USE AS CONTROL LINKS, REMOTE BASE OR DUAL BAND OPERATION, ETC.

• AN EXTENSION PANEL IS AVAILABLE FOR LOCAL MONITORING OF THE REPEATER AND CONTAINS ALL NECESSARY METERING, STATUS LIGHTS AND INDICATORS. ALL ADD ONS ARE AVAILABLE FROM THE COMPANY AND ARE COMPLETE INCLUDING INSTRUCTIONS.

MAGGIORE ELECTRONIC LAB.



600 Westtown Rd. West Chester, PA 19382 Phone (215) 436-6051 FAX (215) 436-6268 Telex 499 0741 MELCO

WRITE OR CALL FOR OUR COMPLETE CATALOG

CIRCLE 230 ON READER SERVICE CARD

The no-hole, On-Glass[®], mobile antenna that installs in 15-minutes.

- **Capacitive coupling** establishes highly tuned circuit through glass with no measurable signal loss.
- **No ground plane:** Full halfwave design — performance equal to practical 5/8 wave installations.
- **DUO-BOND™ mounting** for firm, fast, waterproof bonding. Removable without damaging car or antenna.
- **No holes:** No vehicle damage; fast, easy cable routing.
- **Models for 2 meter, 220 MHz and UHF** amateur bands.

the antenna specialists co.



a member of The Allen Group Inc.
30500 Bruce Industrial Parkway
Cleveland, OH 44139-3996
216/349-8400, Telex: 4332133, Fax: 216/349-8407

"helping the world communicate"®

CIRCLE 6 ON READER SERVICE CARD

UNEARTH YOUR FULL POTENTIAL

with the

CHALLENGER DX-VI

A unique multiband vertical that utilizes **GAP** technology.

The **Challenger DX-VI** covers all of **2m, 6m, 10m, 12m, 15m, 20m, 40m,** and over **130KHz on 80m** with a **VSWR under 2:1!**

It has **NO . . .**

- TRAPS • COILS
- BALUNS
- RESISTORS
- TRANSFORMERS
- BASE INSULATORS

The **Challenger DX-VI** Launches RF from a 16' elevated GAP, not from the base of the antenna. The antenna is **PRETUNED**. There is nothing to adjust. The Challenger DX-VI has virtually **NO** earth loss and requires only 3 wires 25' long which attach to the base of the antenna. Thus, eliminating the need for an extensive ground plane. The antenna is 31' tall and is self-supporting with a supplied drop in ground mount. No additional mast is required. Best of all the **ENTIRE** antenna is active on all bands and costs only **\$229.00***.

To Order Call:

(407) 778-3728

ALL OUT EFFICIENCY
ALL OUT PERFORMANCE
GAP CHALLENGER DX-VI,
GETS IT ALL OUT!!



GAP

ANTENNA PRODUCTS, INC.
6010-Bldg. B, N. Old Dixie Hwy.
Vero Beach, Florida 32967



COD



Florida Add 7% sales tax

* Plus shipping

CONTACT ADVERTISER DIRECTLY

73 Review

by Thomas Gould WB6P

The EASY-PC PCB Layout Program

An easy way to produce camera-ready PC board artwork.

Easy PC PCB Layout System
Number One Systems Ltd.
Harding Way, Somersham Road
St. Ives, Huntingdon, Cambs.
PE17 4WR England
Telephone: 011 44 480 61778
Fax: 011 44 480 494072
Price Class: \$200

EASY-PC, from Number One Systems Ltd., is a low-cost computerized printed circuit board layout system. With this program you can generate camera-ready PC board artwork from a dot matrix printer or plotter. That function alone makes the program worth the cost, but what really interested me was the ability to generate Gerber Data, allowing you to have your artwork plotted on a photo plotter, which provides excellent quality artwork at a very minimal cost. Also included in the package is a schematic drawing tool.

EASY-PC is a PCB artwork generation program that takes the place of the old way of using artwork tape and pads on mylar for artwork. The great advantage of the computer is that it allows you to make changes easily. Instead of having an assortment of layout templates for each part on your circuit board, you have a library of parts which you can place on your layout, move around freely and copy as much as you want.

EASY-PC will allow boards up to 17 inches square. Your board can have up to eight track layers and a top and bottom silk-screen. The monitor display shows the true track width and pad size. You can virtually set any track or pad size. There are full library construction utilities to allow the user to generate any geometrical shape needed for a part. There is a limited set of common parts supplied in the library.

The EASY-PC program can also be used for schematic drawing, but there are no utilities such as parts list output, etc. There are three utility programs for output from EASY-PC. These are: Easygerb for the gerber output; Easyplot for plotter output; and Easydrill for NC Drill output data.

Using EASY-PC

EASY-PC requires an IBM PC, PC-XT, PC-AT /PC 386 or equivalent running DOS 2.0 or later, fitted with a Graphics Adapter CGA, EGA or VGA and an appropriate monitor (preferably color if double-sided or multi-layer boards are to be designed). A minimum memory of 512K bytes is necessary. The programs work on a VGA system in the EGA mode. EASY-PC does not support Hercules Mono graphics. A mouse is not essential, but the program works better with one.

The documentation is quite complete. There is a tutorial which guides you through a




Photo A. The Easy-PC can support the design of complex multi-layer PC boards. Pull down menus along with hot keys make board design a snap.

sample circuit board to give you a flavor of the command set. For various commands you can either use the pop-down menus or use the template to enter the command sequence through the keyboard.

Zooming in and out is very fast. There are eight keyboard-selectable fixed zoom levels which allow you to quickly set the magnification you desire. The screen refresh rate time varies depending on how much information has to be drawn. With a little experience you can display only the layers of interest at that time and speed up the screen refresh rate.

The cursor x,y coordinates are displayed on the lower left of the screen display. The units can be either in thousands of inches or in




Photo B. The various layers of the PC board are represented by different colors. Here the blue layers represent the bottom layer, the red layer is the top layer and the white layer shows the silk-screened labels.

millimeters. The program also supports relative or absolute coordinates. The x,y coordinate origin can be set anywhere within the 17-inch-square border.

Library symbols are easy to generate and modify. The program has a save reminder which can be programmed to warn the user to save his work at preset time intervals.

Laying down pads is very straightforward. You select the new pad command and place a pad where the cursor is. Then you can change the variation of that pad to many different types. To continue, you just move the cursor to the new pad location, click the mouse, and the pad is placed, then click the right mouse button and the pad stays. You continue in that fashion until all pads are placed. On most layouts you really do not have to place too many pads since your symbols have the pads included.

Laying down tracks is a bit of a trick to get the hang off, but with some practice it is very easy. You select the new track command and click the left mouse button, then move the cursor to the new position, click again, and repeat the process for every straight line end point until you are finished with that track. Then click the right mouse button to complete the operation. The size and layer will be the default you used on the last operation. You can edit tracks to change size, layer, or position; or delete the whole track or just a segment of it.

There is a snap-to-grid feature which can be turned on or off, and the grid can vary from 0.1- to 0.025-inch increments. Text can be placed anywhere on any layer, with variable size selection possible.

A status function allows the user to check the size of a track or pad on the layout. There are many block operations which allow you to copy, move, delete, rotate or get a mirror image of the area you draw a block around. You can also set some parameters so that you can be selective as to picking up tracks, text or pads only. The block command is used to get a copy of the layout to your dot matrix printer.

There is a file merge command which allows you to merge another layout into your current layout. This works well if you have a previous layout block, such as a regulator section, or any common layout you may use on many different circuit boards.



Stop By And See Our Booth At The Dayton Hamvention!

Cross Needle and Digital SWR/Power Meters for All Brands

Model	Freq. Range	Forward Power	Connectors
Cross Needle	Int. Sensor		
CN-101	1.8-150MHz	15/150W/1.5kW	SO-239
CN-103	140-525MHz	20/200W	SO-239 or N
NS-660A/PA	1.8-150MHz	30/300W/3kW	SO-239
NS-663BM/BN	140-525MHz	30/300W	SO-239 or N
Digital			
DP-810	1.8-525MHz	0-1.5kW/0-15W	SO-239 or N
DP-820	140-525MHz	0-150W	SO-239 or N
DP-830	1.8-150MHz	0-1.5kW	So-239
Mobile			
CN-410M	3.5-150MHz	15/150W	SO-239
CN-460M	140-450MHz	15/150W	SO-239
CN-465M	140-450MHz	15/75W	SO-239
CN-520	1.8-60MHz	200/2000W	SO-239

Rugged, Efficient, Low Cost answer to SWR/Power measurement that fits well into any station.



CN-101



CN-520

CN-410M

Coaxial Switches



CS-401

CS-201

	CS-201	CS-201GII	CS-401	CS-401G
	2 Position	2 Position	4 Position	4 Position
Frequency:	500MHz	1.3GHz	800MHz	800MHz
Connectors:	SO-239	N type	SO-239	N type
Isolation:	+60dB	+60dB	+50dB	+50dB
Power Rating:	1kW CW	1kW CW	1kW CW	1kW CW

Power Supplies

Daiwa power supplies use the latest hi-tech circuitry and components providing reliable, regulated DC Power. Short circuit protection protects the power supply in the event of accidental shorting. Crowbar protection protects your rig in the unlikely event of power supply failure. All Daiwa Power supplies are 120V 50/60Hz. Also available 220V 50/60Hz.

Model	PS120M	PS140II	PS304	RS3080	RS40X
Voltage	3-15	13.8	1-15	1-15	1-15
Current (ICS)	12A	14A	30A	33A	40A
Current (cont.)	9.2A	12A	24A	30A	32A
Ripple (max.)	3mV	3mV	3mV	3mV	3mV
Regulation	1%	1%	11%	1%	1%
Cooling Fan	NO	NO	NO	YES	YES
Size (inch)	5x4x9	5x4x9	7x6x9	7x6x9	11x5.5x9
Weight (lb.)	11	11	16	21	22



PS-304

Linear Amplifiers All Amps have low-noise gas-fet receiver pre-amp, with 15dB gain, all amps operate on FM as well as SSB (switchable).

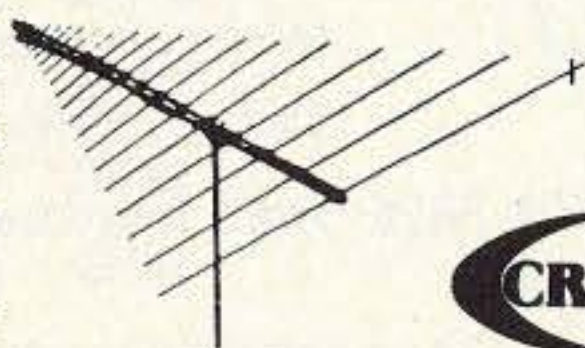
LA2035R	1-5W in	35W out
LA2065R	1-14W in	65W out
LA2080H	1-5W in	80W out
LA2155H	1.5 or 25W in	150W out



LA2180H

CREATE is serious about long term reliability. The CREATE Family of Rotators, Roof Top Towers and High Gain Antennas were designed with the serious DX'er in mind.

This high gain, wide-band VHF/UHF Antenna is excellent for DXing, Amateur Radio, FM broadcast, scanners, VHF/UHF television, government, cellular and business band use. The forward gain is 10-12dB, front to back ratio 15dB, 23 elements, transmit power to 500W. Boom length 5.8ft, VSWR 2.0:1 or less, max. Longest element 9.8ft, weight 11 lbs., wind survival 90mph. CLP5130-2, 105-1300MHz also available. 19 Element Boom 4.6 ft., Longest Element 4.6ft.



CLP5130-1



CR-18

CR-30

CR-45

CREATE High Grade Aluminum Roof Towers for your antenna requirements. Guying is recommended to insure safety.

Model	Height	Base Width	Max. Wind Load Ft2	Max. Vert. Load lbs.	Weight
CR18	5'10"	31 1/2"	21@90mph	440	18
CR30	9'10"	39"	27@90mph	1,322	33
CR45	14'9"	39"	23@90mph	881	57

CREATE Rotator Features: RCS

- Cast and machined aluminum case
- Water tight connector
- Worm drive brake gearing
- Circle overlay available for USA (west-central-east)
- Auto, mast clamp guides
- Long term reliability
- Preset (on 3 models)



EMOTO is a new generation of Rotators that are out to set high standards! EMOTO supplies over 60% of the Japanese market with many innovative features. EMOTO also has an AZ-EL Rotator with computer I/O ports, for those working satellite or EME Moon Bounce. Ask your dealer today!



1200FXX



ELECTRONIC DISTRIBUTORS CO.
325 Mill St. N.E. • Vienna • VA • 22180
Ph. 703-938-8105 FAX 703-938-6911

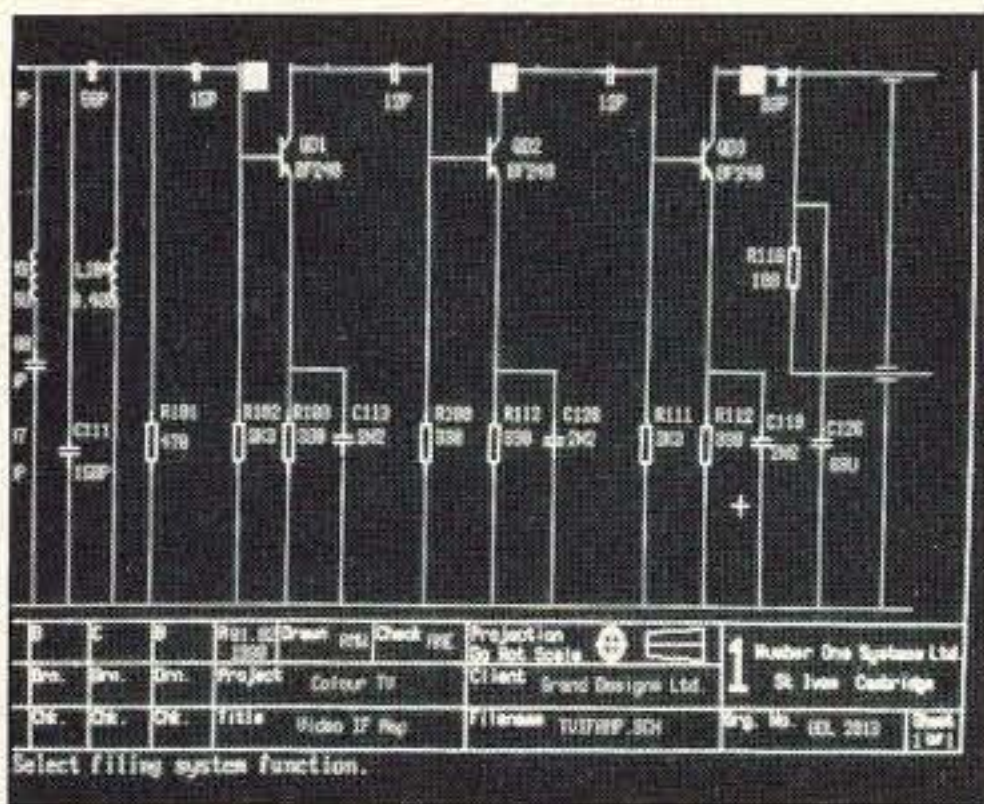


Photo C. Schematic diagrams can be drawn with Easy-PC with the built-in library of symbols.

The default colors are red and blue for track layers and white for the silk-screen layers. These colors can be changed if you want. Creating symbols is very easy. With the commands available, any geometric shape can be produced and the program even supports surface-mount technology. If you have a symbol on your layout or schematic that you have used many places and you discover you need to modify it, there is a function that allows you to change all occurrences of the symbol with one command. This is a very handy feature since everyone makes a mistake now and then.

Gerber Output

Easy PC's best feature in my opinion is the gerber output feature. This data can be plotted on a photo plotter which produces extremely accurate artwork with precise tolerance control. There are many photo plotter services available. In my location the prices are \$16 dollars per layer and 24-hour turnaround time.

Another great feature is the drill file output. This file is sent to the board fabrication house, which uses the data to control a Numerical Control Drill Machine. This process allows complete automatic drilling of your circuit board, which again is another cost-saving feature.

You can also use your dot matrix printer to make layout drawings or artwork. The program supports most popular plotters.

Overall, I am very pleased with the performance of this program, especially considering the low cost. I have just received an update notice stating that the libraries have been significantly expanded to over 1,000 parts, and output to a laser printers has been added. For roughly \$200, this program sure beats the old tape and mylar way of circuit board artwork. 73




Figure. A laser printer output of one of the PC board layers.

REMEMBER... A LOW COST POWER PACK WITHOUT PERIPHEX'S QUALITY IS NO BARGAIN

PERIPHEX POWER PACKS FOR LONGER QSO TIME




NEW! SUPER PACKS FOR ICOM 2/4SAT & 24AT



- BP-83 7.2V 600mah \$33.50
- BP-83S 7.2V 750mah \$43.50
- BP-84 7.2V 1000mah \$57.00
- BP-84S 7.2V 1400mah \$63.00
- BP-85S 12V 800mah \$76.00

SAVE ON THESE POPULAR PERIPHEX POWER PACKS
 BP-7S 13.2V 1200mah ... \$65.00
 BP-8S 9.6V 1200mah ... \$65.00

SAVE WITH THESE YAESU VALUES




- FNB-4SH 12V 1000mah \$71.00
- FNB-14S 7.2V 1400mah \$59.75
- FNB-17 7.2V 600mah \$35.00
- FNB-12 12V 500mah \$45.95
- FNB-2 10.8V 500mah \$22.50

"SEND FOR FREE CATALOG"

KENWOOD PERFORMANCE PLUS

BIG SAVINGS!

- PB-25/26S 8.4V 900mah \$65.00
- PB-1 12V 1200mah \$67.00
- PB-8S 12V 800mah \$59.00



Manufactured in the U.S.A. with matched cells, these Super Packs feature short circuit protection and overcharge protection, and a 12 month warranty. All inserts in stock or available from authorized dealers. CALL US TO DISCUSS YOUR BATTERY REQUIREMENTS.



Add \$4.00 Shipping & Handling. Connecticut residents add 8% tax.

PERIPHEX inc.

115-18 Hurley Rd., Oxford, CT 06478

800-634-8132

In Connecticut 203-264-3985 - FAX 203-262-6943

CIRCLE 68 ON READER SERVICE CARD

Plumber's Delight

Continued from page 16

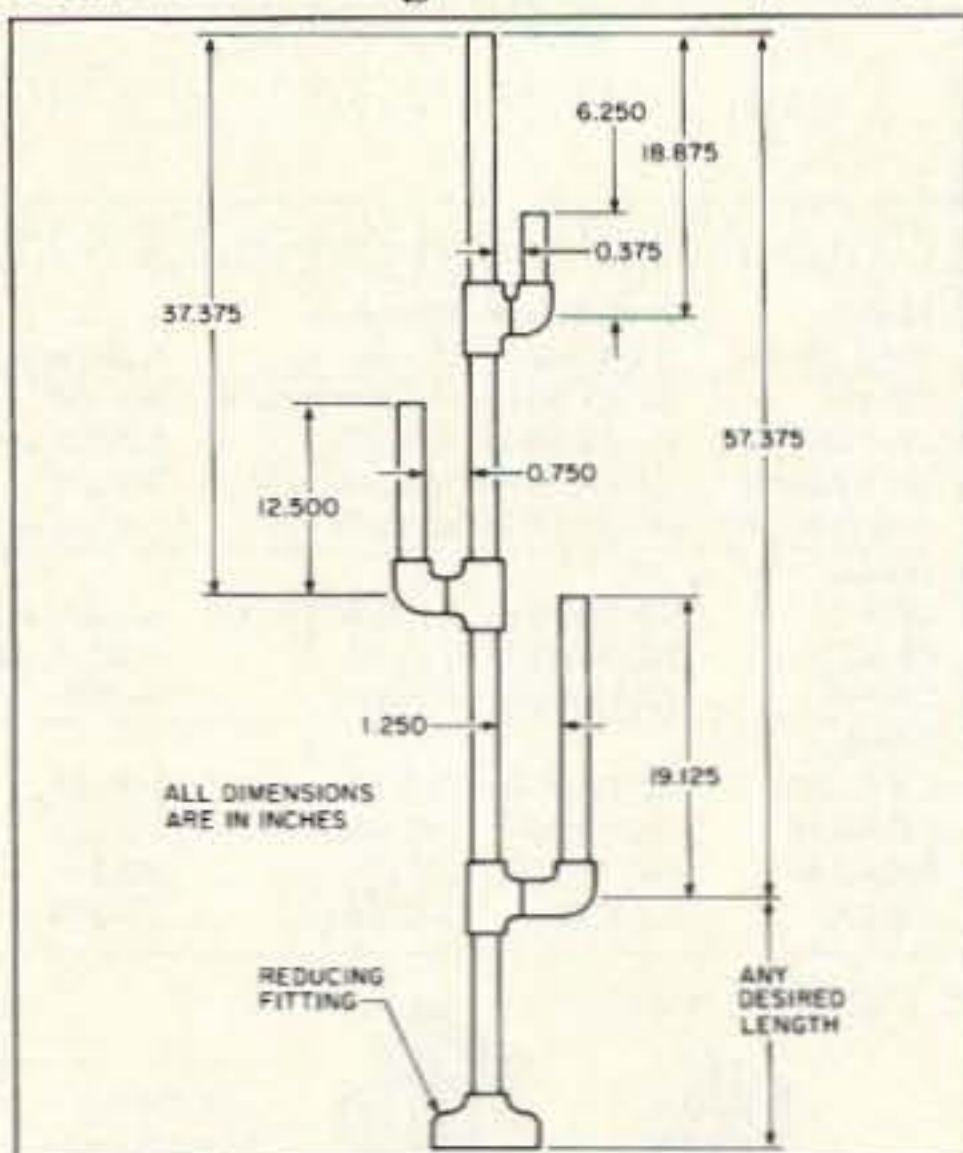


Figure 1. Tri-band J-pole antenna construction.

My finished antenna conformed very closely to the dimensions shown in Figure 1, and when I connected the feedlines I had 1.5:1 SWR or better on all three bands. The center frequencies chosen for this antenna are 146, 223, and 445 MHz. I had the antenna leaning up against a wood wall, and used a 12-foot scrap of coax to fine-tune the feedpoint. The stripped and tinned end of the cable was attached to each antenna section temporarily with Scotch tape.

I then transmitted into the antenna via a VHF/UHF SWR meter and moved the temporary connections up and down a little at a time until a 1.1:1 SWR was found. These points were marked on the pipe, and then small pilot holes were drilled. Small crimp-on eyelet terminals were first crimped, then soldered, onto the permanent feedlines.

Then I used self-tapping screws and lock-washers to attach the coax to the antenna. I cleaned everything up with a small brush and alcohol, to remove flux and dirt. Then non-corrosive RTV sealant was used to protect the connections against the weather. Non-corrosive RTV is that type which does not contain acetic acid. You can test for this by smelling of it; the proper type will NOT smell like vinegar. Route the feedlines from the two upper antennas down one side of the mast, 90 degrees from the plane of the stubs, in such a manner that the cables do not enter the space of the gaps below. You can use nylon zip ties to hold the cables in place.

I found that there was no change in SWR after I got the antenna away from the wood wall and up in the air with its permanent feedlines connected. SWR was 1.5:1 or better over the entire 2 meter and 1.25 meter bands, and over the entire 440 to 450 MHz section of the 70cm band.

No need to worry if you do not have access to a suitable SWR meter. Just connect your coax to the points indicated, and you'll have some very livable SWR values. On the other hand, if your finished antenna is not, physically, exactly the same as the

measurements in Figure 1, you can use an SWR meter to adjust the feedpoints and still obtain close to 1.1:1 SWR. I found this out while helping my elmer (who is not a very good plumber) get his duplication of my model working. Formulas are provided in the table for those of you who would like to try this idea out on different center frequencies or bands.

Taking It Further

I built a version of this antenna for the 6, 2, and 1.25 meter bands out of 1.5" heavy duty steel TV antenna mast. It required two 10-foot sections of mast. The stubs were made from 3/4" galvanized pipe, and 1/5" angle iron was used to stand the stubs off from the mast. I used a MIG welder to put the thing together. Nylon guys were used.

This worked very well. Then I bought one of those Create Designs log periodic antennas that covers 50 to 1300 MHz, and started to look for a place to put it. The only place I could figure was on top of that 6 meter J-pole. So I stuck it up there along with a cheap Radio Shack TV antenna rotor.

I mounted the rotor to the top of the J-pole and used only a 1-foot section of mast above the rotor to mount the log periodic. This really messed up my SWR for those three J-poles! But by moving the feedpoints up or down a little and testing the SWR, I was able to get all three of them back to 1.1:1 SWR again.

Now I had omnidirectional vertical gain antennas for three bands plus a horizontal directional gain antenna for six bands all on one mast! Hmmmm... maybe I'll get ambitious enough one day to take the beast back down and weld on a stub for 70cm. I wonder if that would work, too?

Yes, I'm J-pole loco, and you might catch the disease too if you start playing with them. This is the perfect thing for the new rank of Technicians just starting out, to get on the air with three bands and very little cash outlay. 73

Eric R. Johnson KB6EPO, P.O. Box 996, Imperial Beach CA 91933.

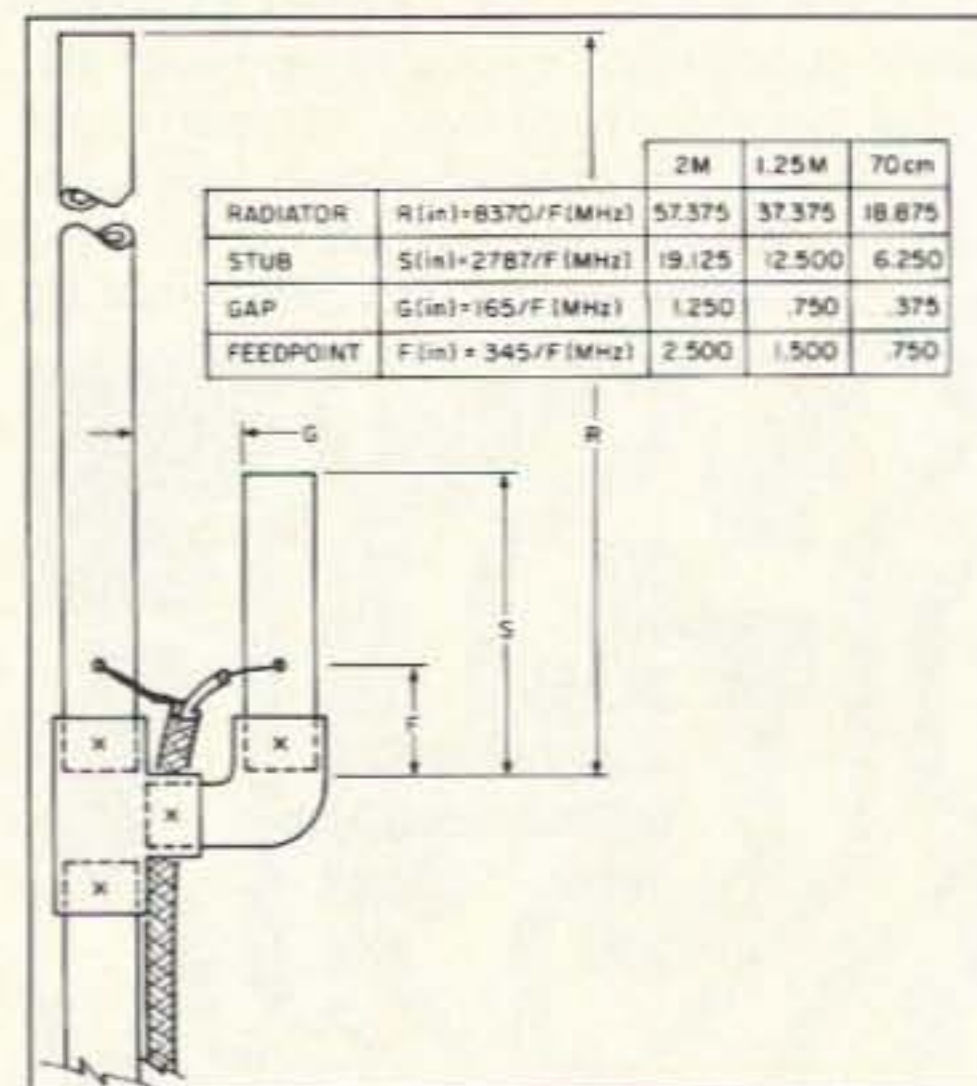


Figure 2. Individual antenna element detail.

REPEATER AND LINKING CONTROLLER

Link Communications introduces the NEW RLC-II Repeater and Linking Controller. With a fully DTMF controllable repeater and linking system, the RLC-II offers functions not currently available on other repeater controllers.

FEATURES:

- REPEATER PORT**
- ◆ MAIN REPEATER PORT SUPPORTS A CONTROL RECEIVER
 - ◆ BOTH PL AND COR INPUTS PROVIDED
- LINKING PORTS**
- ◆ 2 LINKING PORTS SUPPORT FULL/HALF DUPLEX LINKS
 - ◆ UP TO 10 LINKS SUPPORTED USING THE RLC-LEB BOARD
 - ◆ BOTH PL AND COR INPUTS PROVIDED
 - ◆ EACH RADIO PORT CONNECTION VIA A DB-9 CONNECTOR
 - ◆ REMOTE BASE SUPPORT AVAILABLE IN THE FUTURE
- VOICE SYNTHESIZER (TI)**
- ◆ VOICE SYNTHESIZER USING THE TI 53C30 SPEECH CHIP
 - ◆ DVR OPTIONAL BOARD AVAILABLE IN THE FUTURE
- LATCHED OUTPUT LINES**
- ◆ 8 LATCHED CONTROL LINES AVAILABLE
 - ◆ DIODE CLAMPED, 100mA SINK CURRENT
- DRY CONTACT INPUT LINES**
- ◆ 4 DRY CONTACT INPUT LINES AVAILABLE
 - ◆ ZENER CLAMPED UP TO 40V
- ANALOG INPUT LINES**
- ◆ 4 ANALOG TELEMETRY LINES AVAILABLE
 - ◆ VOLTAGES OF 0-25V AND 0-5V
 - ◆ SOFTWARE VOLTAGE LEVEL ALARMS
- SERIAL PORT COMMUNICATIONS**
- ◆ SERIAL PORT CONTROL USING A PACKET TERMINAL
 - ◆ PROGRAM, MONITOR, AND CONTROL VIA SERIAL RADIO
- TIME OF DAY SCHEDULER**
- ◆ VOICE TIME AND DATE READBACK
 - ◆ 10 TIME TRIGGERED VOICE MESSAGES
 - ◆ 10 TIME TRIGGERED EVENTS
- SOFTWARE RESISTORS**
- ◆ 2 50K OHM VARIABLE RESISTORS AVAILABLE
 - ◆ REMOTE SQUELCH AND VOLUME APPLICATIONS
- TRUE 8x8 AUDIO CROSSPOINT SWITCH BOARD**
- ◆ LINK 1 TO LINK 2 AUDIO SUPPORT
 - ◆ MAIN REPEATER/LINK SYSTEM ISOLATION
 - ◆ LINKING/REPEATER FUNCTIONS ON EACH LINK PORT



\$499.95 + S/H



LINK COMMUNICATIONS
PO BOX 1071
BOZEMAN, MT 59771
(406) 587-4085

CIRCLE 47 ON READER SERVICE CARD

Measure Up With Coaxial Dynamics Model 83000A RF Peak Reading Wattmeter

Take a PEAK with Coaxial Dynamics "NEW" Model 83000A, designed to measure both FWD/RFL power in CW and FM systems simply and quickly. Then with a "FLIP" of a switch, measure "PEAK POWER" in most AM, SSB or pulse systems. Our Model 83000A features a complete selection of plug-in-elements plus a 2 year warranty. This makes the Model 83000A an investment worth looking at. So go ahead, take a "PEAK", you'll like "WATT" you see!

Contact us for your nearest authorized Coaxial Dynamics representative or distributor in our world-wide sales network.



COAXIAL DYNAMICS, INC.

15210 Industrial Parkway
Cleveland, Ohio 44135
216-267-2233
1-800-COAXIAL
Fax: 216-267-3142



Service and Dependability... a Part of Every Product
SEE YOU IN DAYTON AT BOOTHS 401-402

CIRCLE 186 ON READER SERVICE CARD

HAM-COM '92

15th Annual Ham-Com
Amateur Radio Convention
Arlington Convention Center
June 5-7, 1992
DFW Metroplex, Texas



The Big One In Texas!!!
Over 8,000 Expected!

✓ Exhibits & Dealers!

★★★★

✓ Indoor Air Conditioned Flea Market!

★★★★

✓ Outdoor Under-The-Tent Flea Market!

★★★★

✓ Programs & Forums Covering Every Aspect of Amateur Radio!

★★★★

✓ Code & No-Code License Exams!

★★★★

✓ Fun For the Entire Family in the Heart of the Metroplex Amusement Complex
Six Flags - Wet N'Wild

★★★★

For More Info Call: (214) 521-0016



Ham-Com '92 Pre-Registration Form

Pre-Registration Deadline: May 29, 1992

Name _____ Call _____
Address _____
City _____ State _____ Zip _____
Phone Number (____) _____

_____ Single Ham-Com Registration, \$8.00 Each.....\$ _____
_____ Family Pre-Registration for 1 Ham & _____ Non-Hams,
(Max of 3) in your immediate Family, \$11.00 Each.....\$ _____
_____ Inside Flea Market Table - Max of 3 Tables, \$15.00 Each.....\$ _____
_____ Inside Flea Market Tables over first three, \$25.00 Each.....\$ _____
_____ Inside Flea Market Electrical Outlet, 20A Duplex, \$32.00 Each.....\$ _____
_____ Outside, Under-The-Tent Flea Market Space, \$150.00 Each.....\$ _____
_____ Outside, Uncovered Flea Market Space, \$50.00 Each.....\$ _____
_____ Outside Flea Market Electrical Outlet, 20A Duplex, \$32.00 Each...\$ _____
_____ Saturday YL Breakfast, \$10.00 Each.....\$ _____
_____ Saturday DX Lunch & Program, \$15.00 Each.....\$ _____
_____ Saturday Evening Ham-Com Banquet, \$16.00 Each.....\$ _____
_____ Sunday Morning QCWA Continental Breakfast, \$7.00 Each.....\$ _____
_____ Tour #1, McKinney Historic Tour, Quaint Shopping, \$10.00 Each...\$ _____
_____ Tour #2, Dallas City Tour, \$10.00 Each.....\$ _____
_____ Tour #3, Designer Fashion Outlet Mall, Hillsboro, \$10.00 Each.....\$ _____
_____ Yes, I plan to attend the Wouff Hong - No Charge
Total Registration.....\$ _____

Make your check payable to Ham-Com or pay for your Pre-Registration with
_____ MasterCard or _____ Visa:
Credit Card Number _____ Exp Date _____
Signature _____

Mail To: **Ham-Com Registration**
Box 861829, Plano, TX 75086-1829

FAX to (214) 442-3609

ATV

Bill Brown WB8ELK
% 73 Magazine
Forest Road
Hancock NH 03449

The Flight of Eclipse 1

Every 20,000 years or so, residents of Southern California are presented with a dramatic sight: an annular eclipse of the sun just before sunset. An annular eclipse is a variation of a total solar eclipse which occurs when the diameter of the moon doesn't completely cover the solar disk. The end result is a spectacular ring of fire surrounding a dark center.

The eclipse would happen on January 4 just a couple of minutes before sunset and would be viewable along the Southern California coastline. Since the weather during January has about a 50-50 chance of being favorable, Mike Henkoski KC6CCC, Mike Collis WA6SVT and I decided to stack the odds in our favor and attempt to watch the eclipse from the stratosphere (above the clouds) with an ATV balloon.

Marathon Payload Building

We all assembled at Mike Henkoski's QTH the night before the eclipse with a large pile of parts and began a 24-hour marathon session of payload construction. We televised hourly updates via the WA6SVT ATV repeater on Santiago Peak, showing each phase of the assembly process.

Just one hour before the eclipse, we finally had transformed a pile of miscellaneous parts into a mini-spacecraft. We also succeeded in transforming KC6CCC's formerly pristine shack into an absolute junkyard! Our final configuration consisted of a Microtek micro-TV transmitter (see the July '91 issue of 73, page 9), the companion subcarrier sound board, a PC Electronics PA-5 power amplifier, a Micro Video Products miniature B/W TV camera, a video ID board, an ICOM 2A HT, a 30 milliwatt 10 meter AM transmitter, and a voice IDer (see the November '91 issue of 73).

The ATV antenna system was somewhat unique. Mike WA6SVT transformed a radar reflector into a quarter-wave vertical which would be suspended eight feet below the package during the flight. In addition, the shield of the ATV coax worked as half of the 10 meter dipole.

In order to keep the package pointed at the sun, Mike KC6CCC designed a solar tracking system out of a pair of photo cells and a radio control servo. This servo controlled a large fin made out of a paper file holder. Whenever the package moved away from the sun, the fin would act as a rudder and try to steer the package back towards the sun. This system worked fairly well, but the movement of the fin was uneven and didn't lock onto the sun continuously.

In order to pan the camera view, we used an idea used by Joe Mayenschein WB9SBD. In an earlier flight, Joe mounted a mirror in front of his TV camera and rotated the mirror with a small motor.

Liftoff

A large crowd assembled near the

beach at a park in San Clemente as we inflated the balloon. They even stopped a nearby soccer game so the participants could watch the activities. Just 35 minutes before the eclipse, we finally had everything buttoned up and ready to go (final testing occurred on the park's picnic table!). There was absolutely no wind, so we could just reel out the balloon string and gently let go of the payload. If only all our launches were this easy! We brought along a portable TV so the spectators could see the fantastic views of the California shoreline which was transmitted down from the on-board TV camera. Gordon West WB6NOA also brought along his ATV receive station which generated a large viewing audience.

Airborne Repeater

Since we were flying with a 2 meter HT on board, we used it to listen on 146.43 MHz and retransmit the audio out on the video subcarrier as well as the 10 meter transmitter (an AM modulated computer clock oscillator on 28.322 MHz). In essence, we had an airborne dual-output crossband repeater. Every 30 seconds the voice ID/timer circuit would key up the 2 meter transmitter for a short message to aid in tracking.

Activity was brisk through the crossband repeater as stations farther and farther away could be heard through the balloon repeater as it gained altitude. The 30 milliwatt mini-AM transmitter was heard as far away as South Dakota (Paul WQ0M) and Wisconsin (Joe WB9SBD). We even had a fellow at the launch site listening in on his shortwave receiver.

Quite a View

The view from the balloon's TV camera was spectacular. The rotating mirror (two minutes for a complete revolution) gave us a continuous coverage of both horizons, the ground below, as well as the balloon straight overhead.

We gathered in KC6CCC's back yard to view the actual eclipse at sunset. John Hoot N6NHP (of Software Systems Consulting) had a telescope set up with a video camera to tape the event. Although we did see the full eclipse for a very brief time (see Photo A), it was partially covered by clouds. The Los Angeles area didn't even have a chance due to a solid overcast just to our north.

After sunset, we rushed inside to see how the balloon's TV camera was doing with the eclipse. Even though it was rapidly getting pitch dark on the ground, the balloon camera could still see the sun. At 40,000 feet, sunset would not occur for another 20 minutes! We should've used a solar filter in front of the TV camera, as the brightness of the sun was overloading the camera even during the maximum eclipse. It was still quite fascinating to see a sunset from the stratosphere!

The 6-watt ATV transmitter worked quite well. Snow-free reception of the signal was reported from most of Southern and Central California. Pat W6YEP in Fresno reported P-5 results for most of the flight (280 miles). Norm WV7K and mem-

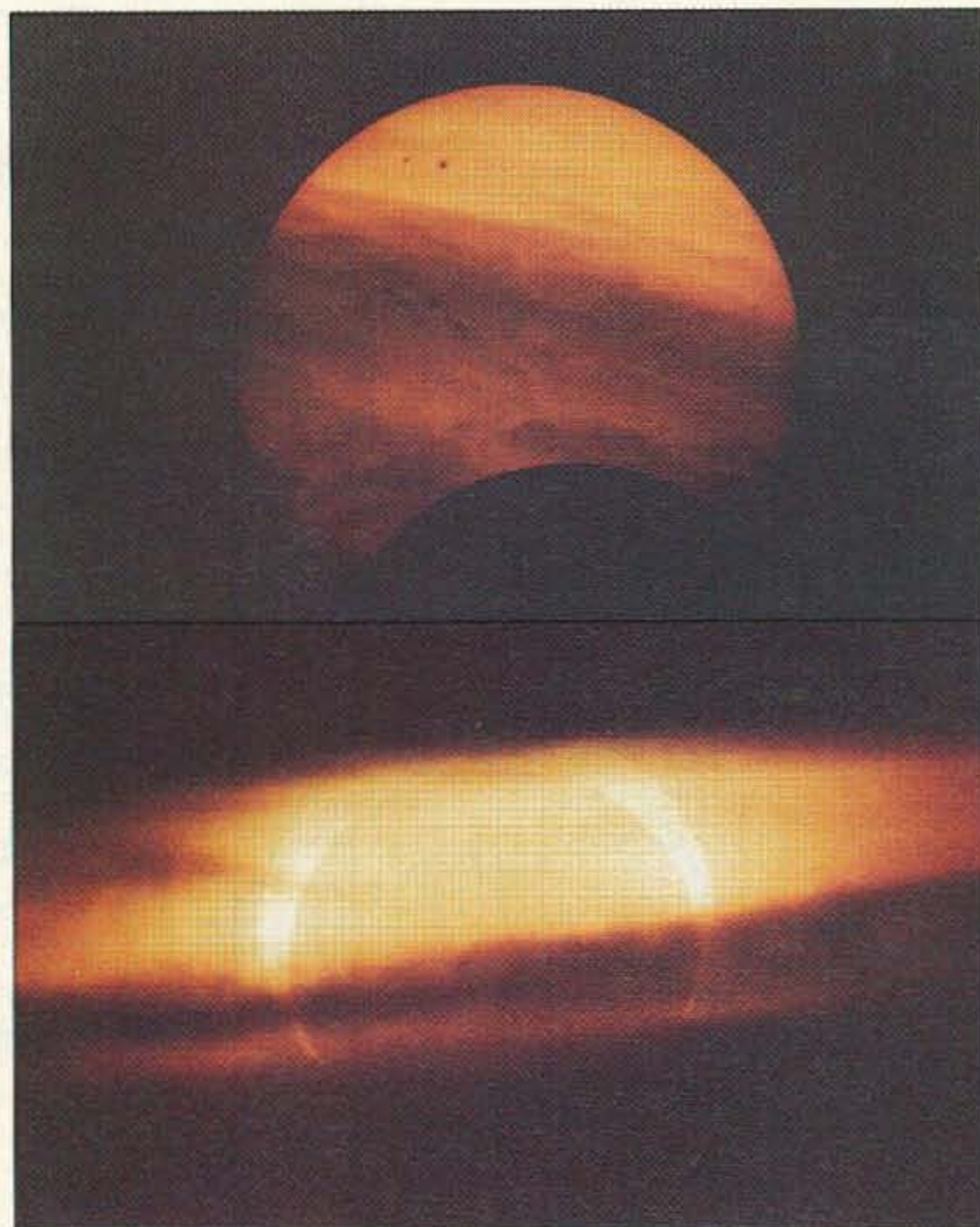


Photo A. A rare and spectacular annular solar eclipse at sunset as seen from Mike KC6CCC's yard in San Clemente, California. (Photo by John Hoot N6NHP.)

bers of the AAA5 club in Phoenix, Arizona (300 miles), had nearly P-5 reception (the IDer was in full color) with perfect subcarrier sound for over an hour.

The crossband repeater worked well for the first 30 minutes of the flight, however the cold temperatures caused the timer board to malfunction resulting in a continuous loop of the voice ID. I'm sure the Southwest is a little tired of my voice by now, but it did help the T-hunters track down the payload since the 2 meter transmitter was on continuously.

The Chase

Before the flight, I contacted Scott Bovitz N6MI and Joe Moell K0OV of the Southern California T-hunt group. If anybody could track down and recover the

payload, it would be this group. No matter what the circumstances, I knew they would find a way to locate the landing site of the package.

The computer prediction showed that the payload would land about 50 miles to the east-northeast. This was an area of rugged mountains with very few passable roads. To top it off, the balloon would be landing at night! A definite challenge to the T-hunters. As the balloon came down, the T-hunters had its location pegged right down to the point of touchdown. With Kuby N6JSX coordinating the mobile trackers via a repeater, they quickly converged near the top of Little Thomas Mountain (about 5,000 feet high) and re-acquired the signal in short order. Unfortunately, they couldn't get much closer than a mile




Photo B. (l to r): Mike Henkoski KC6CCC and Mike Collis WA6SVT (holding the combination radar reflector/ATV antenna) make the final tests on the balloon package.

ICOM™ R7000 SWEEPING 1300 CHANNELS/MIN.

DELTACOMM™ I-7000 and your MS-DOS computer gives you a custom interface integrated with optimized software that will not just control but will maximize the potential of your R7000.

- Spectrum log at speeds in excess of 1300 channels/min while automatically generating a histogram of frequency activity.



- CYBERSCAN™ allows scan file tracking control of systems employing frequency hopping techniques.
- Birdie log during frequency search automatically characterizes your R7000, then locks out those frequencies during frequency search operation.
- Custom interface has electronics to allow software control (by channel number) of external tape recorder.

ICOM™ R71 RECEIVER COMMUNICATIONS MANAGER

DELTACOMM™ I-71 Version 4.0 offers read/write control of your R71 receiver's frequency, mode and memory channels. Additional program features include auto log frequency search, scanning, timer/clock event management, data base management, pull-down menu windows, split screen for your Terminal Node Controller (TNC) communication needs and the ability to control an antenna switching system or logging tape recorder.

- Data base management allows definition of frequency, call sign, time schedule, mode, target area, country, 140 character notes field, 69 character TNC command field, QSL status, control relay status and, in addition, displays user defined optimum settings of receiver front panel knob positions.
- Combined with your TNC, DELTACOMM™ I-71's user defined command codes program your TNC for reception and logging of PACKET, AMTOR, RTTY and Morse Code (fully unattended and automatically).

16-DIGIT TOUCH-TONE™ REPEATER PROGRAMMER

DELTATONE™ 2.0 connects to your MS-DOS computer via the printer port. In its high speed mode, DTMF digits are sent to your repeater controller at a rate in excess of 500 per minute.

- DELTATONE™ 2.0 accepts programming commands from a file created using your favorite word processor.
- Transformer coupled 600 ohm balanced output, adjustable to -10dbm, and software control of relay contacts makes interfacing an easy four (4) wire connection to your transceiver, handheld or repeater controller.

All DELTACOMM™ communication products include custom interface, UL listed power supply and components for cabling.

DELTACOMM™ I-7000 or I-71 \$299.00 each
(I-71 requires ICOM™ UX-14 converter)
DELTATONE™ 2.0 including interface \$149.00

VISA, MC, AMEX and MO accepted. Contact us for discount pricing to registered DELTACOMM™ users.

DELTA RESEARCH

Box 13677 • Wauwatosa, WI 53213
FAX/Phone (414) 353-4567

CIRCLE 257 ON READER SERVICE CARD

BirminghamHamfest '92 ARRL Southeastern Division Convention

Birmingham, Alabama

May 16-17, 1992

Birmingham-Jefferson Civic Center

Doors open 9 a.m. both days

Commercial dealers * flea markets * awards * forums * much more!

Enjoy Southern hospitality and the fun of BirminghamHamfest '92!

Talk-in: 146.880 MHz

For information and reservations: P.O. Box 94775
Birmingham, AL 35220
(205/979-7039; leave message)

rfe

RF ENTERPRISES

TO ORDER: 1-800-233-2482

Service & Info: 218-765-3254 Fax: 218-765-3308

ROHN TOWERS SELF-SUPPORTING

(6 sq. ft. model)

BX64 64 ft.\$Call

(10 sq. ft. models)

HBX40 40 ft.\$Call

HBX48 48 ft.\$Call

HBX56 56 ft.\$Call

(18 sq. ft. models)

HDBX40 40 ft.\$Call

HDBX48 48 ft.\$Call

(Ratings based on 10 ft. boom.)

GUYED TOWERS

25G, 45G, 55G & accessories.

Call for current prices.

FOLD-OVER TOWERS

ANTENNAS

TELEX/hy-gain

Crank-up towers: 37-70'

TH7DXS: 7-el. tribander
TH5 Mk2: 5-el tribander
Explorer-14: tribander
Discoverer: 40 Meter beams
205CA: 5-el, 20 M. beam
204BAS: 4-el, 20 M. beam
155BAS: 5-el, 15 M. beam
105BAS: 5-el, 10 M. beam
18HTS & 18ATV/WBS: verticals
DX-88: **NEW!** HF vertical
V2S; V3S; & V4S
215-DX: 15 el. 144 MHz beam
7031-DX: 31 el. 432 MHz beam
64BS & 66BS: 6 Meter beams
OSCAR Link Antennas
Complete inventory. Call!

CUSHCRAFT

A3S Tribander
A4S Tribander
A3WS 3-el WARC beam
R5 (10, 12, 15, 17, 20) **SPECIAL!**
AP8 (80-10 Vertical)
R7 (7 Bands, 28-7 MHz!)
A50-5 5-el 6M. beam
617-6B 6 Mtr "Boomer"
ARX-2B, -220B, -450B, AR-270
215WB 15-el wide band 2M
32-19 19-el 2M beam
4218XL 18-el 2M Boomer
424B 24-el 432 MHz
AOP-1 OSCAR pack
Call for prices on the entire line!

VISA Mastercard
Telecheck

Prices subject to change without notice.
Shipping additional except as noted. Returns
subject to 20% restocking fee. No antenna or
tower returns.

ICOM



TEN-TEC

YAESU

SPECIAL! TEN TEC ARGONAUT II

NYE-VIKING AMECO BENCHER HEIL SHURE KANTRONICS
ALINCO MIRAGE RF CONCEPTS AMERITRON ALLIANCE
ORION ALPHA DELTA DIAMOND KLM HUSTLER & MORE

MFJ



949D TUNER

Complete inventory!

KANTRONICS



All Mode TNC
HF And VHF Digital Modes

AEA



PK-232 MBX

Morse, Baudot, ASCII, AMTOR,
Packet, Facsimile, & Navtex
ISOPOLES & ISOLOOPS

ASTRON POWER SUPPLIES

RS-4A	RS-7A	RS-12A
RS-20A	RS-35A	RS-50A
RS-20M	RS-35M	RS-50M
VS-20M	VS-35M	VS-50M

CALL US FOR YOURS!

WIRE & CABLE

BELDEN COAX: (Performance ... not problems)

9913 low loss; 50 ohm.	RG-8X (9258) 50 ohm; foam
RG-213/U (8267) 50 ohm. Mil-spec.	RG-11A/U (8261) 75 ohm.
RG-8/U (8237) 50 ohm.	RG-58A/U (8259) 50 ohm.
RG-8/U (8214) 50 ohm. Foam.	RG-59/U (8241) 75 ohm.
RG-214/U (8268) 50 ohm, double shield.	

Don't settle for less than the best. Call us for Belden.

COPPERWELD ANTENNA WIRE:

Solid: 12 ga; Solid: 14 ga.; & Stranded 14 ga. Cut to your specs.

ROTOR CABLE:

Standard(6-22, 2-18) Heavy Duty(6-18,2-16)

We stock Amphenol Connectors and Andrew Heliax.
Connectors Installed! Jumpers & custom cable assemblies.

Special!
MFJ-989C Tuner
Hustler and M² Antennas
SPECIAL Hustler G7-220 \$109.00

RF ENTERPRISES
HC86 Box 580
Merrifield, MN 56465

CIRCLE 171 ON READER SERVICE CARD




Photo C. All of the electronics were mounted on an aluminum sheet to dissipate the heat from the 6-watt ATV power amplifier.

after a large storm pelted the area). As the T-hunters closed in, the signal suddenly appeared to be moving. Apparently the balloon package had grown legs and was walking out on its own! A local resident had found the payload and carried it back to his cabin. The T-hunters tracked him down and rescued the package.

Back in One Piece

Even after sitting out in the snow and rain for over two days, the payload was in perfect shape. The film from the on-board 35mm film camera was rushed to the developers. The camera had taken only three pictures, however. One good sunset shot at 2,000 feet, and a couple of cloud pictures at 12,000 and 22,000 feet. It apparently froze up after that. Not much solar radiation to keep it warm during an eclipse.

This was a fun flight that hopefully stirred up activity across the Southwest. I know at least one (possibly more) of the spectators at the launch site may be joining the ranks of hamdom as a result of watching the ATV receive station at the park.

I can't say enough about the sheer determination of the Los Angeles T-hunters. Without their incredible efforts, the package may never have been found. Look at this month's "Homing In" column by Joe Moell KØOV for an excellent account of the balloon recovery effort. 73



Photo D. (l to r): Bill WB8ELK and Greg DeWit WA6JAD get ready to launch the balloon.




Photo E. The balloon takes off just 35 minutes before the solar eclipse.

or two on any of the roads (a lot of vehicles got stuck getting to this point).

Imagine crashing through dense Manzanita brush in the middle of the night on a freezing cold mountain while trying to track down a hidden transmitter. After the storm hit in the wee hours of the morning, they had to give up the hunt until the weather improved. It was a challenge just to find their way back to their vehicles!

Although the ATV portion of the payload died out after five hours, the 2 meter HT and the 10 meter transmitter were on a different battery system that would last several days. Fortunately, it was still transmitting two days later (the first good day



CALL US NOW!

YOUR HAM DOLLAR GOES FURTHER AT...

CALL OR WRITE FOR SPECIAL QUOTE

When it comes to **FAST DELIVERY, HONEST DEALING** and **PROMPT/DEPENDABLE S-E-R-V-I-C-E** back-up. We don't just advertise it — **WE GIVE IT!**

we'll treat you

SELECTION

S-E-R-V-I-C-E

and

SATISFACTION!

STORE HOURS:

9-5 P.M. (CST)
MONDAY thru FRIDAY
OPEN SATURDAYS
from 9-1 P.M. (CST)
CLOSED
SUNDAYS/HOLIDAYS



182 N. Maple
P.O. Box 73
Watertown, SD 57201

In 1937, Stan Burghardt (WØIT), because of his intense interest in amateur radio, began selling and servicing amateur radio equipment in conjunction with his radio parts business. We stand proud of this long-lasting tradition of *Honest Dealing, Quality Products and Dependable "S-E-R-V-I-C-E"!*

Above all, we fully intend to carry on this proud tradition with even more new product lines plus the same "fair" treatment you've come to rely on. Our reconditioned equipment is of the finest quality with **30, 60** and even **90-day** parts and labor warranties on selected pieces. *And always remember:*

— WE SERVICE WHAT WE SELL —

AEA	B & W	Daiwa	Palomar
Alinco	Belden	Hustler	Radio Callbook
Ameritron	Bencher	Kantronics	Ritron
Amphenol	Bird	Kenwood	Rohn
Ampire	Butternut	Larsen	Telex/Hygain
Antenna Specialists	Centurion	MFJ	Ten-Tec
Astron	CES	Mirage/KLM	Unadilla/Reyco
	Cushcraft	Mosley	Yaesu

Write today for our latest Bulletin/Used Equipment List.

Burghardt INC.
AMATEUR CENTER

"AMERICA'S MOST RELIABLE AMATEUR RADIO DEALER"

SELL-TRADE


New & Reconditioned

HAM EQUIPMENT

Call or Write Us Today For a Quote!
You'll Find Us to be Courteous, Knowledgeable and Honest

PHONE (605) 886-7314

FAX (605) 886-3444



Get the most of HF Mobiling

Yaesu FT-747GX

SPECIAL OFFER!

CALL TODAY FOR SPECIAL QUOTE

DEALER DIRECTORY

Number 13 on your Feedback card

DELAWARE

New Castle

Factory authorized dealer! Yaesu, ICOM, Kenwood, Ten-Tec, AEA, Kantronics, DR-SI Mfg., Ameritron, Cushcraft, HyGain, Heil Sound, Standard Amateur Radio, MFJ, Hustler, Diamond, Butternut, Astron, Larsen, and much more. **DELAWARE AMATEUR SUPPLY, 71 Meadow Road, New Castle DE 19720. (302) 328-7728.**

IDAHO

Preston

Ross WB7BYZ has the largest stock of amateur gear in the intermountain West and the best prices. Over 9,000 ham related gear in stock. Call us for "all" your ham needs today. **ROSS DISTRIBUTING CO., 78 S. State, Preston ID 83263. (208) 852-0830.**

NEW JERSEY

Park Ridge

North Jersey's oldest and finest Shortwave and Ham Radio Dealer. 1 1/2 miles from Garden State Parkway. Authorized Dealers for AEA, Kenwood, Japan Radio Company, ICOM, Yaesu, etc. Ham Sales, Lee WK2T. **GILFER SHORTWAVE, 52 Park Ave., Park Ridge NJ 07656. (201) 391-7887.**

NEW YORK

Manhattan

Manhattan's largest and only ham and business Radio Store. Featuring **MOTOROLA, ICOM, KENWOOD,**

YAESU, AEA, SONY, PANASONIC, MFJ, GBC CLOSED CIRCUIT TV CAMERAS AND MONITORS, BIRD WATTMETERS, OPTO ELECTRONICS FREQUENCY COUNTERS, AOR SCANNERS, TEN-TEC, ETC. Full stock of radios and accessories. Repair lab on premises. Open 7 days. M-F, 9-6 p.m.; Sat. & Sun., 10-5 p.m. We ship *Worldwide*. For Specific information call or write: **BARRY ELECTRONICS, 512 Broadway, New York NY 10012. (212) 925-7000. FAX (212) 925-7001.**

OHIO

Columbus

Central Ohio's full-line authorized dealer for Kenwood, ICOM, Yaesu, Alinco, Info-Tech, Japan Radio, AEA, Cushcraft, Hustler, and Butternut. New and used equipment on display and operational in our 4000 sq. ft. store. Large SWL department, too. **UNIVERSAL RADIO, 1280 Aida Drive, Reynoldsburg (Columbus) OH 43068. (614) 866-4267.**

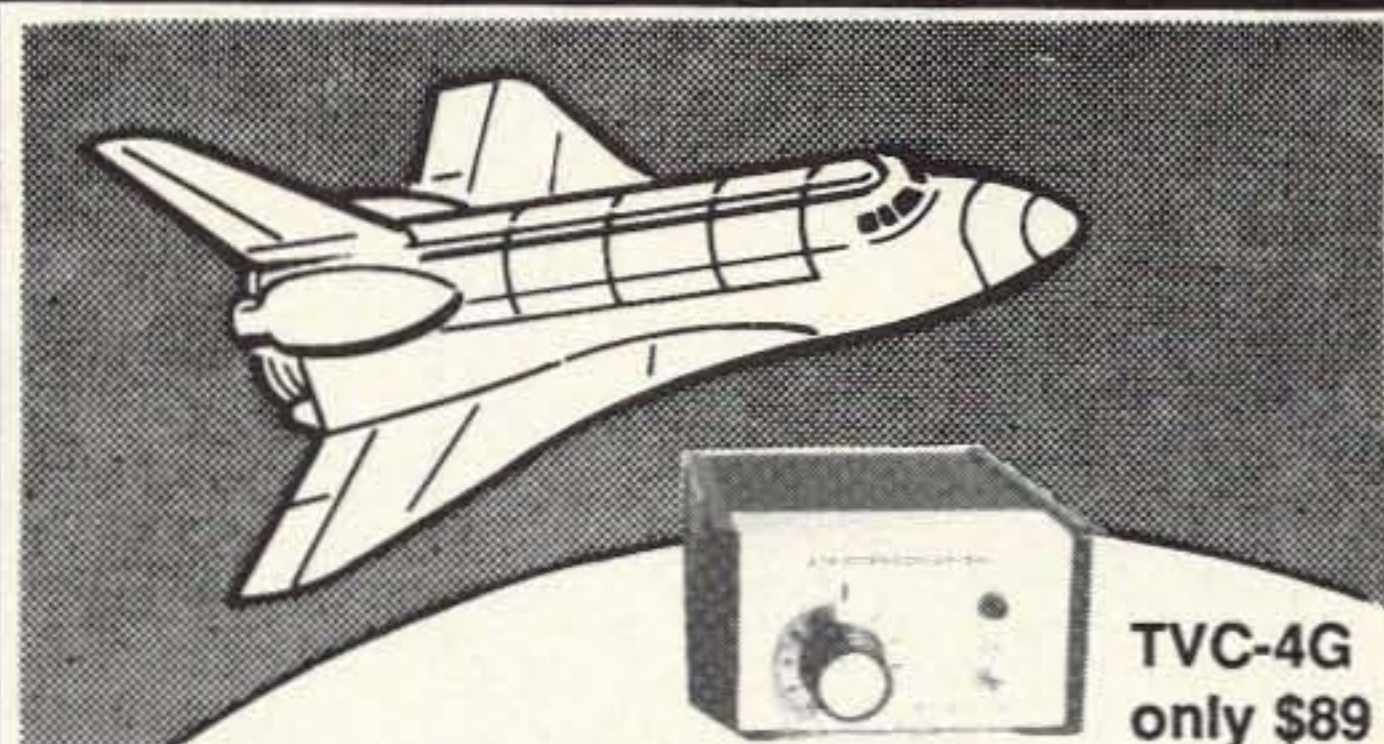
PENNSYLVANIA

Trevese

Authorized factory sales and service. **KENWOOD, ICOM, YAESU,** featuring **AMERITRON, B&W, MFJ, HYGAIN, KLM, CUSHCRAFT, HUSTLER, KANTRONICS, AEA, VIBROPLEX, HEIL, CALLBOOK, ARRL Publications,** and much more. **HAMTRONICS, INC., 4033 Brownsville Road, Trevese PA 19047. (215) 357-1400. FAX (215) 355-8958. Sales Order 1-800-426-2820. Circle Reader Service 298 for more information.**

DEALERS: Your company name and message can contain up to 50 words for as little as \$420 yearly (prepaid), or \$210 for six months (prepaid). No mention of mail-order business please. Directory text and payment must reach us 60 days in advance of publication. For example, advertising for the April '91 issue must be in our hands by February 1st. Mail to 73 *Amateur Radio Today*, Box 278, Forest Road, Hancock NH 03449.

AMATEUR TELEVISION



**TVC-4G
only \$89**

SEE THE SPACE SHUTTLE VIDEO

Many ATV repeaters and individuals are retransmitting Space Shuttle Video & Audio from their TVRO's tuned to Satcom F2-R transponder 13. Others may be retransmitting weather radar during significant storms. If it is being done in your area on 70 CM - check page 413 in the 91-92 ARRL Repeater Directory or call us, ATV repeaters are springing up all over - all you need is one of the TVC-4G ATV 420-450 MHz downconverters, add any TV set to ch 2, 3 or 4 and a 70 CM antenna. We also have downconverters and antennas for the 900 and 1200 MHz amateur bands. In fact we are your one stop for all your ATV needs and info. Hams, call for our complete ATV catalog - antennas, transceivers, amplifiers. We ship most items within 24 hours after you call.

(818) 447-4565 m-f 8am-5:30pm pst.

Visa, MC, COD

P.C. ELECTRONICS

2522-WG Paxson Ln Arcadia CA 91007

Tom (W6ORG)

Maryann (WB6YSS)

GBC

THE OLDEST NAME IN CLOSED CIRCUIT TELEVISION

presents
the **CCD-100 FAMILY**

MINIATURE CCD CAMERAS THAT ELECTRONICALLY COMPENSATE FOR ALL LIGHT CONDITIONS!

**ALL CAMERAS HAVE A BUILT IN 4MM F1.4 WIDE ANGLE LENS
NO AUTO IRIS LENS NEEDED • USES VARIABLE HIGH SPEED ELECTRONIC SHUTTER**

NOW AVAILABLE
with a 6.5mm LENS or
2.5mm ULTRA WIDE ANGLE LENS

CCTV CORP

315 HUDSON STREET, NEW YORK, NY 10013
212-989-4433 • 800-221-2240 • FAX 212-463-9758

CIRCLE 123 ON READER SERVICE CARD



SPEAKER CAMERA



PICTURE CAMERA



SMOKE DET. CAMERA

SMALLER THAN A PACK OF CIGARETTES. CAMERA HAS UNIQUE 1/4-20 MOUNT THAT ALLOWS IT TO BE MOUNTED FROM ANY SIDE. ALSO AVAILABLE: IW-100 "IN-WALL CAMERA", SM-100 "SURFACE CAMERA" AND CD-100 "DOOR CAMERA"

THE INDUSTRY'S MOST VERSATILE CCD CAMERA!

MICRO MINIATURE CCD CAMERA



CCD-100



CCTV FOR EVERY APPLICATION IN ALL PRICE RANGES!

COMMODORE/AMIGA
REPLACEMENT CHIPS, PARTS, UPGRADES

COMMODORE

6502	2.95
6526A	9.95
PLA/906114	9.95
6567 VIC	9.95
6581 SID	9.95
All 901/225-226-227-229 ROMs	9.95
6510/8500 CPU	9.95
C64 Keyboard (new)	19.95
Computer Saver II/C64 protection system for spikes & power supply overload	17.95
NEW C64 Repairable Power Supply! Higher amperage (1.8) runs cool (1 year warranty) (4.3 amp version for C64 includes Commodore Diagnostician. Perfect for packet.)	24.95
	37.95

AMIGA

8520A CIA (Most problematic chip)	11.95
1.3 Kickstart ROM	29.95
8372A 1 Meg Agnus, Inc. "Final Test" diagnostic diskette/Rockwell chip puller	59.95
8373 Super Denise (Enhanced Chip Set)	42.95
8362 Denise	23.95
8364 Paula	23.95
5719 Gary	12.95
1 x 4/80 SC ZIP (A3000)	22.95
A500 PC Motherboard (populated and tested)	189.95
A2000 PC Motherboard (new) with 8372A/1.3ROM/8373	529.95
MegaChip 2000/2Meg. Agnus/Rockwell chip puller/ "Final Test" diagnostic diskette	299.99
A500 200 watt Big Foot Universal Switching Pwr Sup./fan	83.95
Amiga A500 keyboard (new, exact replacement)	59.50
Switch-Itt electronic Rom selector switch complete compatibility with all software	\$44.50
McCoy PLCC Agnus chip puller sold as Burndy by CBM for \$29. Our Price	\$14.95

MasterCard
VISA
DISCOVER

THE GRAPEVINE GROUP, INC.
3 Chestnut Street, Suffern, NY 10901

ORDER LINE 1-800-292-7445
914-357-2424 Hours: 9-6 EST M-F Fax: 914-357-6243
We Ship Worldwide Prices Subject to Change

CIRCLE 192 ON READER SERVICE CARD

VIDEO I.D. BOARD



- Custom Graphics with your Call Sign
- 4 Screens (2 Hi-res/2 color bar)
- 12 VDC Operation
- Instant Video ID
- Video Relay for switching in Live Camera Video
- Built-in Automatic Sequencer-Timer (steps through all four screens)

VDG-1 with pre-programmed calls: \$99

Call or write for catalog of available graphics


ELKTRONICS
12536 T.R. 77 • Findlay, OH 45840
(419) 422-8206

ELKTRONICS
12536 T.R. 77
Findlay, OH 45840
(419) 422-8206



CIRCLE 8 ON READER SERVICE CARD

THE MULTIPLE RECEIVER SOLUTION



4 Channel Signal-to-Noise Voter

- Expandable to 32 Channel by Just Adding Cards
- Continuous Voting
- LED Indicators of COR and Voted Signals
- Built-in Calibrator
- Remote Voted Indicators Pinned Out
- 4 1/2 x 6 Double Sided Gold Plated 44 Pin Card
- Remote Disable Inputs
- MORE


Built, tested and calibrated with manual
\$370.00

Rack mount version also available
For more information call or write:
DOUG HALL ELECTRONICS
Voter Department
815 E. Hudson Street, Columbus, Ohio 43211
SEE YOU AT DAYTON
(614) 261-8871
FAX (614) 261-8805

CIRCLE 19 ON READER SERVICE CARD

Say you saw it in 73

ACCURACY DIGIMAX PERFORMANCE



10 MHz Oven Oscillator 9 X 8 1/2 X 3 1/4
10 Hz to 1.2 GHz .1 PPM ACCURACY



50 Hz to 512 MHz 5 1/4 X 5 X 1 1/4
1 PPM ACCURACY
TCXO

ALL MODELS HAVE 1 YEAR WARRANTY

Optional factory installed rechargeable battery pack available



DIGIMAX INSTRUMENTS CORP.

MODEL	PRICE	FREQUENCY RANGE	ACCURACY OVER TEMPERATURE	READ OUTS	SENSITIVITY TYP.		POWER REQ.
					50 Hz-25 MHz	25 MHz-450 MHz	
D500	\$149.95	50 Hz-512 MHz	1 PPM 17°-35°C TCXO	8	15 to 50 MV	20 to 50 MV to 450 MHz	8-15 VDC 300 MA
D510	\$179.95	50 Hz-1.0 GHz	TIME BASE			50 to 100 MV to 1 GHz	AC-12 REQ. FOR
D612	\$259.95	50 Hz-1.2 GHz	0.1 PPM 20°-40°C PROPORTIONAL	9	15 to 50 MV	2 to 20 MV to 450 MHz	110 VAC
D1200	\$299.95	10 Hz-1.2 GHz	10 MHz OVEN		15 to 50 MV	20 to 30 MV to 1 GHz	8-15 VDC 500 MA

AC-12 AC-ADAPTER \$8.95

T-1200 BNC-BASE 21" ANT. \$8.95

BAC12 \$34.95

BAC5 \$29.95

FOR DEALER LOCATIONS OR PHONE ORDERS
800-854-1566
8560 Production Avenue
San Diego, CA 92121
California Call 619-578-7171
Telex #697120-DATAMAX-103

EXPORT AGENT: MAGNUS
3500 Devon Avenue
Chicago, IL 60659
312-679-6070
Telex #253503 MAGNUS CGO

DUAL BAND GAIN WITHOUT PAIN

GET DUAL BAND PERFORMANCE WITH ON-GLASS CONVENIENCE.

Larsen® Antennas announces a breakthrough in dual band on-glass antenna design. The Kūlglass™ KG 2/70 enables simultaneous use of the 2 meter and 70 centimeter bands without sacrificing gain—and without drilling a hole in your car.

The KG 2/70 operates as a half-wave on VHF and a collinear on UHF. It requires no ground plane yet achieves 2.5 dBd gain on 2 meters and 4.5 dBd on 70 centimeters. The antenna is factory tuned to provide ample bandwidth at 1.5:1 VSWR.

For top performance and long life, this dual band antenna is constructed of a durable black polyurethane coated whip and polycarbonate housing.

For more details on the KG 2/70 and our No Nonsense one year warranty, contact your favorite amateur dealer or the Larsen factory. In the U.S., 1-800-426-1656; in Canada, 1-800-663-6734.

You have everything to gain.



Larsen is a registered trademark of Larsen Electronics, Inc., U.S.A.
Kūlglass Antenna Series U.S. Patent #4,764,773

CIRCLE 60 ON READER SERVICE CARD

73 Reviewby *Louis A. Smith II N3BAH*Ace Communications
10701 E. 106th St.

Indianapolis IN 46256

Telephone: (317) 842-7115, (800) 445-7717;

Fax: (317) 849-8794

Price Class: \$1095

The AOR AR3000 Communications Receiver

*Continuous coverage from 100 kHz to 2036 MHz
in a three-pound package.*

Few receivers offer good coverage on both shortwave and public safety bands, and those that do are high priced and include sophisticated features not needed by the average hobbyist. With today's soaring costs, economy of equipment is important, particularly for the operator on a limited budget. That's why the introduction of the AR3000 communications receiver is a welcome addition to the amateur and radio hobbyist market.

The AR3000 is a combination general coverage and scanning monitor receiver, with synthesized coverage extending continuously from 100 kHz to 2.036 GHz, 400 programmable memory channels, and four independent search ranges. It's a vastly improved version of earlier AOR models, and is tailored to the needs of the radio amateur by providing more essential features, without unnecessary frills. Modes received include AM, USB, LSB, CW, and narrow and wideband FM. Programming is accomplished via a front panel keyboard augmented by a rotary dial, or by an optional PC control capability. All information regarding programming and frequency storage is displayed on the easy-to-read LCD display which also contains a bar-type LCD S/R/F meter. The control complement is rounded out by rotary volume and squelch and an on/off push-button. On the rear panel are the BNC antenna and power connectors, a 3.5mm external speaker jack, and a 9-pin DIN jack for use in automatic tape recording.

The AR3000 is a professional-looking, compact receiver. Housed in a 3-1/7" (H) x 5-2/5" (W) x 7-7/8" (D) dark gray plastic case with a sloping front panel, the unit weighs less than three pounds, yet is solidly constructed and ergonomically pleasing. Accessories included are an AC adapter, DC power cord with cigarette lighter plug for mobile use, 26-1/2" telescoping antenna with BNC connector, in-



Photo A. The AOR AR-3000 communications receiver.

struction manual, and one-year manufacturer's warranty. Optional accessories available from AOR include an earphone, mobile mounting external speaker, mobile mounting bracket, wideband preamp, and an extended warranty program.

Front Panel Controls and the PC Option

All receiver functions are controlled by the front panel keyboard, which consists of 26 individual keys, 22 of which perform dual functions such as mode and increment selection. In order to activate the alternate functions labeled above these numeric keys, you must first press the second function key, followed immediately by the key with the desired alternate function. In contrast with those used on early AOR models, the keypad used on the 3000 is sturdily built, with keys that do not wobble in their slots, and a label template surrounding them which is firmly adhered to the case. The only negative comment regarding the control ensemble is that the dark color used to indicate the keyboard's second functions makes the template difficult to read in low-light conditions.


In addition to using the keyboard for direct frequency entry, the professionally-styled tun-

ing knob adds a familiar touch to this computerized receiver for those who are accustomed to using slide-rule tuning. It is designed so that the synthesizer will move one increment/channel up or down for each click of the knob when in the manual mode. [Ed Note: The new AR3000A model has a smooth feel tuning control.] The adjacent directional arrow keys operate in a similar manner, and may be used to fast forward/reverse when held down.

The front panel volume and squelch rotary controls operate smoothly throughout their range, and the push-button on/off control allows you to return to a preset volume setting instantly. A front-mounted 3.5mm headphone jack allows for private listening.

Directly above the keys is an LCD display, providing a constant readout on all receiver functions. Data included in the display's readout includes the frequency received; whether the unit is in the manual tuning, manual searching, or automatic (programmed) searching status; the channel number when scanning one of the memory banks; plus a bar-type signal strength meter. A 24-hour format digital clock is also included, which remains visible even when the radio is not in use. All information is easy to see against the display's green background, and an adequate backlight is also included to enhance low-light viewing. To the left of the LCD display are LED indicators which show which scan/search bank the unit is operating in, as well as indicating engagement of the sleep timer feature, and when the keypad is in second function key status.


In addition to the keypad, the AR3000 may also be directly controlled by a personal computer. On the rear panel of the unit is a bus connector for interfacing with any PC with an RS-232 serial port. Optional cable and software needed to interface with an IBM or



Eureka!

We just struck gold with a miniature, high quality and very reliable DTMF decoder at a rock bottom price of \$59.95. Our DTD-1 will decode 5040, 4 digit codes with the security of wrong digit reset. It contains a crystal controlled, single chip DTMF decoder that works great in bad signal to noise environments and provides latched and momentary outputs. Why carry that heavy gear when its size is only 1.25 x 2.0 x .4 inches and it comes with our etched in stone, legendary, one year warranty.

Instead of sifting through the field...searching, use our super quick one day delivery and cash in on a rare find.



\$59.95 each

**COMMUNICATIONS
SPECIALISTS**

426 W. Taft Ave., Orange, CA 92665-4296
Local (714) 998-3021 • FAX (714) 974-3420
Entire U.S.A. 1-800-854-0547



MS-DOS type machine may be purchased as accessories. PC control also greatly expands frequency storage capability. Detailed interface instructions are provided in the instruction manual, and while I was unable to personally verify this aspect of the unit's operation, reports from other sources indicate few problems using PC control. Of course, ACE offers complete technical assistance via their toll-free information and order line.

Programming and Searching

As received from the factory, the unit contains no pre-programmed frequencies and must be loaded with the user's selections. Programming is easy, and you may want to either directly enter your favorite channels or use one of several search features to discover new ones.

Representing a true hybrid between a conventional scanning monitor and a general coverage receiver, the AR3000 allows you to select frequencies in several ways. First, direct keyboard entry of any frequency may be accomplished simply by first touching the "Dial" key, and then entering the desired frequency on the keypad. Next, you press the "Mode" key and turn the tuning knob to select between AM, CW, NFM, etc. modes as indicated in the display, and then press "Enter." Finally, you select a tuning increment, which can be any number down to 50 Hz. With these initial settings completed, each click of the tuning knob or press of the arrow keys will adjust the frequency upward or downward by one increment. To activate automatic tuning (which the instructions call "manual searching"), you hold down the appropriate directional arrow key for several seconds to start the receiver automatically advancing in the selected direction until it encounters an active frequency. Manual searching may be resumed again by using an arrow key or the tuning knob. To return to manual tuning, simply press the "Dial" key again. A separate "Dial" frequency and related data may be stored in each of the four memory banks.

The second means of locating active frequencies is automatic (or "programmed") searching. After selecting one of these banks, labeled M1 through M4, pressing of the "Search.Set" key in its second function begins prompting you to enter the intended search increment, reception mode, and the lower and upper search limits. The internal microprocessor takes over and begins moving from one search range to the other at a rate of approximately 20 increments per second. Separate automatic search ranges may be entered into each of the four memory banks, and searching must be conducted in only one bank at a time, since banks cannot be linked together. The search direction can be changed instantly by a turn of the tuning knob.

An interesting function of the tuning knob in relation to searching is that by pulling the knob out slightly, the search increment is multiplied by a factor of 10, so as to move through the range more quickly. When this feature is engaged, the word "step" appears in the display, and disappears when stepping is disengaged by pulling the knob once more.

Finally, frequencies may be loaded into the memory channels. To accomplish this, you select one of the memory banks using the second function "Bank" key to toggle among the four banks of 100 channels. Frequencies can be entered into individual channels numbered 00 through 99 within the bank, using a similar keyboard sequence as for direct keyboard entry described above. Frequencies may be entered in any combination of bands and modes, keeping in mind that channel 00 is designated as the priority channel in each bank. Active frequencies encountered when manually or automatically searching may also be directly entered into a memory bank channel.

"The unit's frequency coverage is unsurpassed by any other commercially available synthesized scanning receiver in its price class."

Each bank may be automatically scanned, or used as a bank of preset channels to manually select from. This is especially useful when monitoring shortwave broadcasts or checking your favorite net and repeater frequencies. In addition, individual memory channels may be locked-out by pressing the second function "Ch.Pass" key to engage the Channel Pass feature when stopped on the desired channel.

Once entered, all search ranges, memory channels, and related data are permanently stored in a non-volatile memory, and may be reviewed or changed at the user's discretion.

Performance

The AR3000 performed outstandingly well in all areas of its specifications, demonstrating excellent sensitivity and selectivity across the spectrum. Even in UHF and higher frequency bands, the ability to receive signals far greater than the usual "line of sight" distance was good even when using the telescoping whip antenna. This, coupled with the fact that very few birdie frequencies were encountered (e.g., only one was noted between 220-225 MHz), made monitoring a breeze. No adjacent channel interference was noted, and the 2-1/2" internal speaker's output was more than ample, though the fact that it was bottom-mounted tended to direct the sound into the surface on which it was sitting.

The unit's scan/search speed of 20 channels per second was adequate to cover a full bank of 100 channels. If using a memory bank to scan public safety frequencies, which often have spontaneous, short transmissions, it is advisable to only scan over about 40 channels, to lessen the likelihood of missed transmissions. If scanning a group of amateur repeater/simplex channels, a full 100 channel repertoire could be effectively scanned, as the transmissions would be sufficiently long to stop the scanning, and allow you to manually select a conversation of interest. To preclude

the possibility of missed transmissions when scanning an entire bank, however, a scan rate of at least 40 channels per second would be more desirable.

One observation relating to the scan feature is that when frequencies from diverse parts of the spectrum are grouped in a single memory bank and scanned, the unit tends to skip over active channels unless there is a very strong signal present. A good example of this is when one attempts to group frequencies from the HF amateur bands with those in the VHF range into the same bank. The unit was observed to skip over signals whose presence was only noted by momentary flashes on the signal strength meter. A similar situation also occurred when frequencies from both FM and non-FM modes were grouped into the same bank. While ACE's instruction manual does not address this condition, the best advice is to keep channels utilizing the FM mode in a separate bank from those channels utilizing USB, AM, etc.

Most monitoring on the VHF bands and above involves FM reception. Due to its wide frequency coverage, the AR3000 includes a dual FM reception capability with narrow (NFM) and wide (WFM) modes available on any frequency. In the NFM mode the unit receives the standard 5 kHz deviation FM voice modulation common in the VHF/UHF amateur, land mobile, and cellular radio services. WFM is provided for reception of standard FM broadcast signals between 88 and 108 MHz, and the audio portion of TV broadcast signals in the VHF and UHF spectrum. Some users of the AR3000 report success in using the WFM mode in conjunction with equipment to demodulate weather and other satellite signals around 136 MHz. [Ed Note: I've used the AR3000 to successfully track weather bureau radiosonde balloons on 1.680 GHz (wideband FM).]

Special Features

Enhancing the unit's searching versatility are several unique features known as Frequency Pass and Free Scan, which allow for virtually hands-free operation.

Frequency Pass is a blessing for anyone who has ever used a receiver with a synthesized search feature, only to find an annoying "birdie" frequency in the midst of the search range. In such cases, even in the absence of actual signals, the internally generated birdie would halt searching, requiring operator action to resume the search. The AR3000, despite its relatively small number of birdie frequencies, compensates for this problem by allowing the user to enter up to 48 of these problem frequencies into a special memory. The user accomplishes this by touching "Freq.Pass" in the second function mode, and then entering the problem frequency. The radio permanently remembers these entries, and will eliminate them anytime the radio automatically searches over a range containing them. It will not prevent such frequencies from being monitored in either the direct keyboard entry or manual search mode. Passed frequencies can be easily displayed for verification, and deleted at will using a few simple

DON'T GAMBLE

when you want the best

21 Reasons To Buy OPTOELECTRONICS' MODEL 3000

1. RANGE- 10Hz to 3GHz.
2. Hi-Speed ASIC (Application Specific Integrated Circuit) State-Of-The-Art.
3. 256 Times Faster than other hand held counters.
4. 10 Digit LCD. Readability even in Bright Sunlight.
5. 6 Functions - Frequency, Period, Ratio, Time Interval, Average and Prescale.
6. RF Signal Strength Bargraph - 16 Segment, Zero & Full Scale Adjust. Excellent for locating Hidden Transmitters.
7. Four extremely Fast Gate Times .01, .1, 1, 10 sec.
8. Dual High Impedance Amplifiers.
9. Maximized Sensitivity
10. Hold Switch - Locks in measurements FAST.
11. \pm 1PPM Accuracy
12. Direct Count - 1Hz resolution to 220MHz
13. Sensitivity <1mv 10MHz - 200MHz, <5mv - 2GHz.
14. Single Shot Time Interval 100ns, .1ns averaged.
15. Push-button Input, Gate & Function selection.
16. Extruded Aluminum Enclosure.
17. NiCad & Charger Included.
18. Low Battery Indicator.
19. 1 Year Parts & Labor Warranty
20. 30 day Money Back Guarantee.
21. OPTOELECTRONICS backs this with our 18 Years of Dependability & Service.

All this and more for the Low Price - \$375.

Also Available at Special Package Price:

For A Limited Time Only
Model 3000, Backlight/Beeper, Carry
Case & TA-100s Whip Antenna

All this for only \$449.

OPTIONS:

TCXO 30 \pm .2ppm TCXO\$100.

BLB30

Back light & two step audible signal level indicator ..\$ 75.

CC30 Carry Case\$ 15.

TA100S Telescoping Whip Antenna\$ 12.



OPTOELECTRONICS

Factory Direct Order Line

1-800-327-5912

(305)771-2050 • FAX(305) • 2052 5821 NE 14th Ave. • Ft. Lauderdale, FL 33334

5% Ship/Shandling (Max. \$10) U.S. & Canada. 15% outside continental U.S. Visa & Master Card Accepted.
CIRCLE 28 ON READER SERVICE CARD

YOU CAN'T LOSE!

keystrokes. This feature is useful not only for blocking out interference signals, but also when trying to locate new frequencies in a part of the spectrum populated by numerous active frequencies. In the latter case, these known active frequencies can simply be "passed," thus leaving the receiver to stop only on previously unknown active frequencies.

Another unique feature is Free Scan, which can be used either when searching or scanning in a memory bank. Free Scan causes the receiver to resume automatic searching approximately five seconds after an active frequency is located, even if the signal is still present. In this way, when searching in a band with numerous active frequencies (for example, shortwave broadcasters), the listener can briefly sample each active station without ever having to touch the receiver. This feature can also be used when scanning the channel banks. When using Free Scan, the decimal points in the LCD multi-function display alternately flash between the MHz and kHz positions.

An interesting feature which is useful for monitoring repeater traffic is Frequency Shift. After programming in the desired repeater offset (for example, +5.0 MHz for 440 MHz FM, or ± 0.600 MHz for 2 meters), you may instantly monitor the signal on the repeater input by pressing "Freq.Shift," in much the same way as on synthesized transceivers.

Wrapping up the list of features is a programmable sleep timer, which allows you to set a length of time after which the radio will automatically shut itself off. The "Alarm" feature allows you to enter a desired "on" time, so that you can wake to the same frequency, search or scan bank which the radio was operating on when it was last turned off.

A voice-activated auto tape-recording capability is also provided via the DIN jack on the rear panel. General details on interfacing with a recorder are supplied in the instruction manual. This feature allows you to capture all transmissions on a cassette tape for review later.

While the unit resembles a conventional programmable scanner, hiding behind this disguise is an outstanding shortwave receiver. Expanded frequency coverage allows reception of international broadcasts in all bands below 30 MHz, with more than adequate sensitivity to receive a full spectrum of stations using the telescoping antenna, due to the GaAsFET RF amp

employed. While the unit lacks several other features useful on shortwave, such as an AGC control, noise blanker, or notch filter, this does not impair the unit's functioning on these bands.

HF performance is enhanced from earlier models by the addition of a user-adjustable tuning increment. With a minimum setting of 50 Hz, tuning in the amateur and shortwave broadcast bands demonstrated that the AR3000 is a serious contender among communications receivers. It is easy to ferret out one signal from the pack with a receiver capable of such sharp tuning, due to the 15 band-pass filters the AR3000 uses to sharpen tuning. I experienced little difficulty in separating signals, even in a pile-up. In summarizing the HF tuning characteristics, I found the combination of the user-adjustable tuning increment and the frequency step feature (which allows you to multiply the increment by a factor of 10 simply with a pull of the tuning knob) worked together to make the AR3000 a pleasure for listening to either sideband, CW, or AM shortwave broadcasters.

One welcome result from the combination of shortwave and scanning receiver in the same package is the ability to search for active HF frequencies and then store them in the scan banks for future reference. With over 400 memory channels, the unit provides ample room for all the international broadcast and other frequencies of interest, while still allowing space for conventional VHF/UHF FM scanning. A similar use may be made of the unit's coverage in the VHF/UHF television bands using the WFM mode. For example, after locating the pertinent audio segments for the TV channels in your area, you may program them into a memory bank, allowing for easy listening to TV audio when you're traveling!

The unit's ability to switch from a fixed memory channel to the "Dial" status also complemented its coverage of the amateur bands. By simply touching the "Memo.Bank" key while scanning a memory bank, you may take frequencies from the memory channels and tune around using this channel's frequency as a starting point. I made use of this feature to keep track of active net frequencies, and to tune above or below them to catch off-frequency stations. Varying the frequency in this manner does not alter the memory channel contents.

Also accessible from the keyboard is a 10 dB signal attenuator, which will lessen the

input signal level. While the unit handled strong signals without distortion in the regular mode, the attenuator could prove useful for VHF/UHF monitoring in urban areas where the spectrum is congested.

Performance on the VHF/UHF bands was also impressive. The unit's frequency coverage is unsurpassed by any other commercially available synthesized scanning receiver in its price class. It is important to note that, unlike some competing models, the AR3000 provides full spectrum coverage between 100 kHz and 2036 MHz with no portions locked out or eliminated. The excellent sensitivity and selectivity exhibited on VHF/UHF were virtually unequaled for monitoring narrowband FM transmissions (i.e., no noticeable difference in sensitivity was apparent in receiving frequencies as diverse as 146 MHz and 800 MHz). The capability to receive all amateur frequencies, most of which are traditionally eliminated from scanners, as well as UHF aircraft between 300-400 MHz and cellular land mobile at 800-900 MHz, provides an extra bonus. Once you become accustomed to the keyboard repertoire, entering frequencies for the police, fire, amateur, and other services occupying these bands becomes second nature. While brief, the instruction manual provides all necessary information on programming and after practicing entering search and memory information a few times, it's easy to catch on.

The large number of memory channels allows emergency service and amateur frequencies for specific geographic areas to be entered in their own bank, making it easy to change from one frequency group to another at the touch of a button. This feature is especially useful when using the AR3000 in a vehicle, since it allows you to switch to a completely programmed bank for each area through which you are traveling.

The receiver's true versatility is evident in its ability to instantly switch from scanning the banks to functioning as a tunable receiver at the touch of the "Dial" key. For example, you can switch from scanning for local police transmissions to checking your watch against a WWV time signal, all in a matter of seconds! Such changes require a minimum of keystrokes, since the frequencies or search ranges and corresponding modes can be programmed once into the unit's memory, and can then be instantly recalled anytime. The combined HF through 2 GHz capability in a single unit no larger than a conventional scanner is truly welcomed, and should serve to introduce many police/fire/EMS buffs to the intrigue of the world below 30 MHz, as well as to acquaint denizens of the amateur bands with the multitude of other radio services occupying the spectrum.

With great frequency coverage and a minimum of inconveniences, the AR3000 is a pleasure to use. It's user friendly and delivers good performance in all frequency ranges. The wide frequency coverage and multiple modes make it a great all-purpose receiver for the radio amateur, shortwave or VHF/UHF listener, and its low price tag makes it a worthwhile investment. **73**

AR3000 Specifications

Frequency Coverage	100 kHz-2036 MHz
Sensitivity	0.35 μ V NFM 1.0 μ V WFM/AM/SSB/CW
Selectivity	Not furnished
Scan/Search Speed	Approx. 20 channels/sec.
IF Frequencies	1st 736.23 MHz 2nd 352.23 MHz 3rd 198.63 MHz 4th 45.0275 MHz 5th 455 kHz
Audio Output	1.2W at 4 Ω
Power Required	13.8 VDC at 500 mA

GaAs FET PREAMPS

at a fraction of the cost of comparable units!

LNG-(*)

ONLY \$59
wired/tested



FEATURES:

- **Very low noise:** 0.7dB vhf, 0.8dB uhf
 - **High gain:** 13-20dB, depends on freq
 - **Wide dynamic range** - resist overload
 - **Stable:** low-feedback dual-gate FET
- *Specify tuning range: 26-30, 46-56, 137-150, 150-172, 210-230, 400-470, 800-960 MHz.



LNW-(*) MINIATURE PREAMP

ONLY \$29 kit, \$44 wired/tested

- GaAs FET Preamp similar to LNG, except designed for **low cost & small size**. Only 5/8"W x 1-5/8"L x 3/4"H. Easily mounts in many radios.

*Specify tuning range: 25-35, 35-55, 55-90, 90-120, 120-150, 150-200, 200-270, 400-500 MHz.

LNS-(*) IN-LINE PREAMP



ONLY \$89 kit, \$119 wired/tested

- GaAs FET Preamp with features similar to LNG series, except **automatically switches out of line during transmit**. Use with base or mobile transceivers up to 25W. Tower mounting brackets incl.

*Specify tuning range: 120-175, 200-240, or 400-500 MHz.

HELICAL RESONATOR PREAMPS

GaAs FET preamps with 3 or 4 section helical resonators **reduce intermod & cross-band interference** in critical applications. **MODEL HRG-(*)**, \$80 vhf, \$110 uhf. *Specify tuning range: 142-150, 150-162, 162-174, 213-233, 420-470 MHz.



RECEIVING CONVERTERS

Low noise converters to **receive vhf and uhf bands on a 10M receiver**. Choice of kit with case & BNC jacks, kit less case \$49, kit w/case \$74, w/t in case \$99. Request catalog for complete listings.

- **VHF input ranges avail:** 136-138, 144-146, 145-147, 146-148 MHz.
- **UHF input ranges avail:** 432-434, 435-437, 435.5-437.5 MHz.

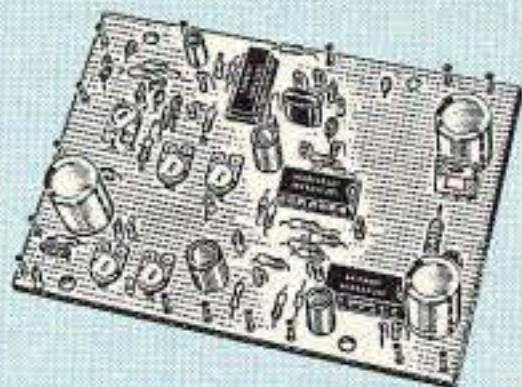
TRANSMITTING CONVERTERS

XV2 for vhf and XV4 for uhf. Models to convert 10M ssb, cw, fm, etc. to 2M, 432, 435, and for atv. 1W output. **Kit only \$89**. PA's up to 45W available. Request catalog for complete listings.

ACCESSORIES

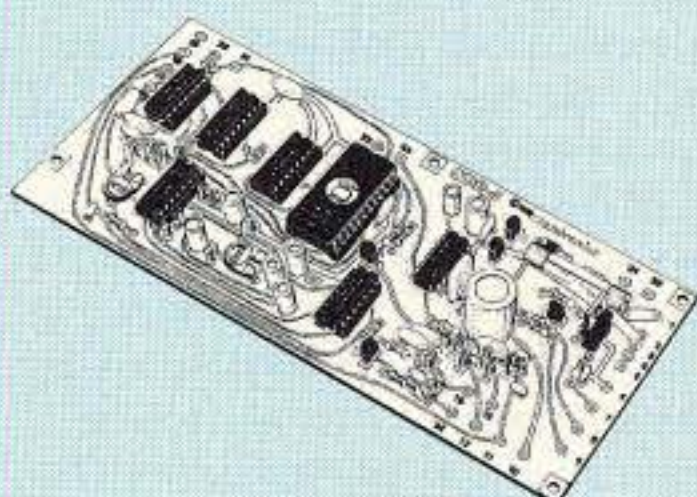


TD-3 SUBAUDIBLE TONE DECODER/ENCODER. Adjustable for any tone. Designed **especially for repeaters**, with remote control activate/deactivate provisionskit \$29, wired/tested \$69

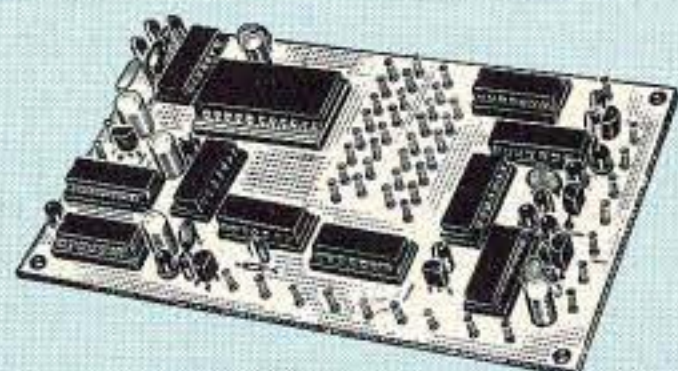


COR-3 REPEATER CONTROLLER. Features adjustable tail and time-out timers, solid-state relay, courtesy beep, and local speaker amplifierkit \$49

CWID. Diode programmed any time in the field, adjustable tone, speed, and timer, to go with COR-3kit \$59



COR-4 kit. Complete COR and CWID all on one board for easy construction. CMOS logic for low power consumption. Many new features. EPROM programmed; specify call kit \$99, w/t \$159



TD-2 TOUCH-TONE DECODER/CONTROLLER kit. Full 16 digits, with toll-call restrictor, programmable. Can turn 5 functions on/off. Great for selective calling, too!kit \$89, wired/tested \$149

AP-3 AUTOPATCH kit. Use with above for repeater autopatch. Reverse patch and phone line remote control are stdkit \$89, wired/tested \$149

AP-2 SIMPLEX AUTOPATCH Timing Board Kit. Use with above for simplex operation using a transceiverkit \$39



MO-202 FSK DATA MODULATOR kit. Run up to 1200 baud digital signals through any fm transmitter with full handshakes. Radio link computers, telemetry gear, etc.kit \$49, w/t \$79

DE-202 FSK DEMODULATOR kit. For receive end of link.kit \$49, w/t \$79

9600 BAUD DIGITAL RF LINKS. Low-cost packet networking system, consisting of new MO-96 Modem and special versions of our 220 or 450 mHz FM Transmitters and Receivers. Interface directly with most TNC's. Fast, diode-switched PA's output 15 or 50W.

If you always thought a microprocessor-controlled repeater had to be expensive, **LOOK AGAIN!** You could easily spend this much just for a controller.

REP-200 REPEATER

A premium repeater with autopatch and many versatile dtmf control features at **less than many charge for a bare-bones repeater!**

We don't skimp on rf modules, either! Check the features on R144 Receiver, for instance: GaAs FET front-end, helical resonators, sharp crystal filters, hysteresis squelch.

Kit \$1095; w/t only \$1295!



Other models available:

REP-200V Economy Repeater Kit. As above, except uses COR-4 Controller without DTMF control or autopatch. **Kit only \$795.**
REP-200N Repeater with no controller. For use with external controller, such as those made by ACC. **Kit only \$695, w/t \$995.**

- Available for the 143-174, 213-233, 420-475, 902-928 MHz bands. **FCC type accepted for commercial service (vhf and uhf).**
- **Rugged exciter and PA**, designed for continuous duty.
- Power out 15W (25W option) 143-174 MHz; 15W 213-233; 10W uhf or 902-928MHz.
- Accessory add-on PA's available with **power levels up to 100W.**
- **Six courtesy beep types**, including two pleasant, sequential, multi-tone bursts.
- **AUTOPATCH:** either **open or closed access, toll-call restrict, auto-disconnect.**
- **Reverse Autopatch:** two types, auto-answer or ring tone on the air.
- Pulse (rotary) dial option available.
- **DTMF CONTROL:** over 45 functions can be controlled by touch-tone. Separate 4-digit control code for each function, plus extra **4-digit owner password.**
- **Owner can inhibit** autopatch or repeater, enable either open- or closed-access for repeater or autopatch, and enable toll calls, reverse patch, kerchunk filter, site alarm, aux rcvr, and other options, including two auxiliary external circuits.
- The cwid message, dtmf command codes, and owner-specified default parameters for cor and cwid timers and tones are burned into the eeprom at the factory.
- Cw speed and tone, courtesy beep and tail timers, and courtesy beep type **can all be changed at any time** by owner-password-protected dtmf commands.
- **Auxiliary receiver input** for independent control or **cross linking repeaters.**
- Many **built-in diagnostic & testing functions** using microprocessor.
- Color coded led's **indicate status** of all major functions.
- **Welded partitions** for exciter, pa, receiver, and controller. PEM nuts hold covers.
- 3-1/2 inch aluminum rack panel, finished in eggshell white and black.

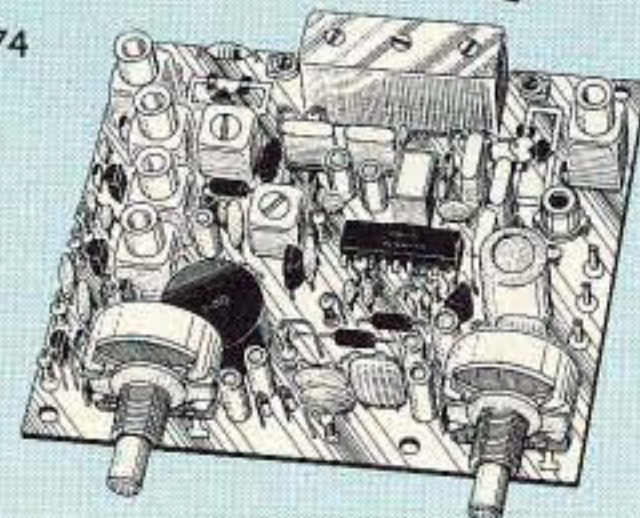
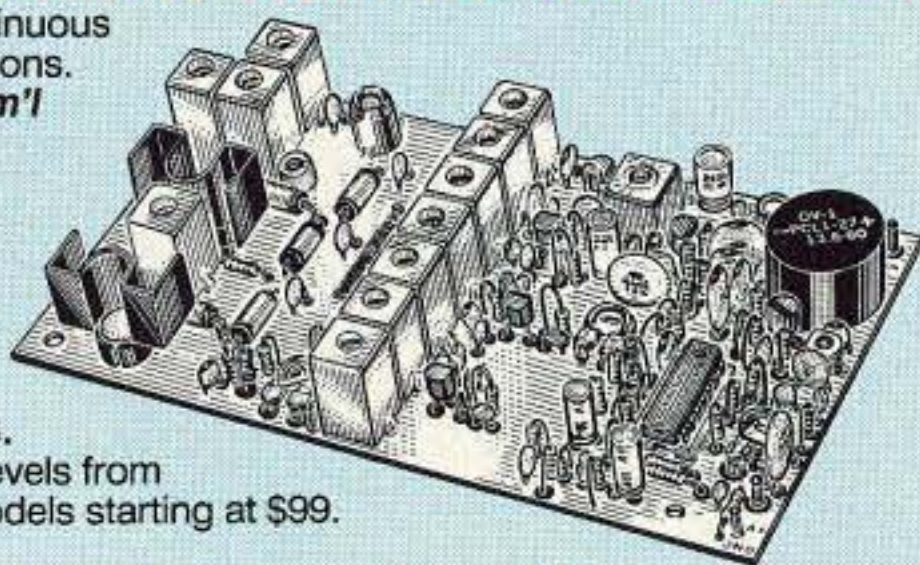
HIGH PERFORMANCE XMTRS & RCVRS FOR REPEATERS, AF & DIGITAL LINKS, TELEMETRY, ETC.

FM EXCITERS: 2W continuous duty. TCXO & xtal oven options. **FCC type accepted for com'l high band & uhf.**

- **TA51:** 143-174, 213-233 MHz ...kit \$109, w/t \$189.
- **TA451:** 420-475 MHz ...kit \$109, w/t \$189.
- **R901:** 902-928 MHz, (0.5W out); w/t \$219.
- **VHF & UHF AMPLIFIERS.** For fm, ssb, atv. Output levels from 10W to 100W. Several models starting at \$99.

FM RECEIVERS:

- **R144/R220 FM RECEIVERS** for 143-174 or 213-233 MHz. GaAs FET front end, 0.15uV sensitivity! Both crystal & ceramic if filters plus **helical resonator** front end for exceptional selectivity: > 100dB at ±12kHz (best available anywhere!) Flutter-proof hysteresis squelch; afc tracks drift. ...kit \$149, w/t \$219.
- **R451 FM RCVR**, for 420-475 MHz. Similar to above. ...kit \$149, w/t \$219.
- **R901 FM RCVR**, for 902-928MHz. Triple-conversion, GaAs FET front end. ...\$169, w/t \$249.
- **R76 ECONOMY FM RCVR** for 28-30, 50-54, 73-76, 143-174, 213-233 MHz, w/o helical res or afc. ...Kits \$129, w/t \$219.
- **R137 WEATHER SATELLITE RCVR** for 137 MHz. Kit \$129, w/t \$219.



- For complete info, call or write for free catalog.

Send \$2 for overseas air mail.

For casual interest (U.S. only), check reader service; allow 3-4 weeks.

- **Order by mail, fax, or phone** (9-12, 1-5 eastern time).
- **Min. \$5 S&H charge** for first pound plus add'l weight & insurance.
- **Use VISA, Mastercard, check, or UPS C.O.D.** (\$5 fee).

OUR 30TH YEAR!

hamtronics, inc.

65 MOUL RD. - HILTON NY 14468-9535

Phone 716-392-9430 - FAX 716-392-9420

HAMS WITH CLASS

Carole Perry WB2MGP
P.O. Box 131646
Staten Island NY 10313-0006

Radios and Runners

"Why am I doing this?" I sleepily asked myself as I drove to Fort Wadsworth, Staten Island, at 4:30 a.m. on November 3, 1991—Marathon Day in New York City. Every year that I've participated in the Marathon, I've had this diatribe with myself. I'm not even a runner! I go there as a dutiful ham and because my friend and ARRL Director Steve Mendelsohn WA2DHF would yell at me if I didn't.

pate in helping to support the 25,000 runners who begin to show up at the crack of dawn.

Marathon Vita

The "numbers" associated with the New York City Marathon are impressive. Nearly 3,000 New York City police officers work along the Marathon route. To date, a total of 221,898 runners have crossed the finish line of the 21 previous Marathons. Citizens of 124 countries have participated in the Marathon's first 21 years. (In contrast, just 111 countries have been represented at the 12 Olympic Games

countries. Over 350 linguists were recruited from United Nations volunteers and from Metro International, a group of exchange students.

Over 200 American Red Cross volunteers assisted the city's Emergency Medical Services team. Besides providing non-emergency first aid treatment, they also distributed and served 32,000 cups of coffee, 12,000 cups of hot chocolate, 6,000 cups of tea, 5,600 sandwiches, 15,600 donuts and 8,400 rolls. Can you begin to picture the amount of work, organization and effort that goes into this event?

Who Makes It Work

The contributions of all the volunteers are vital to the smooth operations of this mammoth enterprise. Obviously, though, it is the communications aspect which is at the core of the organized efforts of the entire event that day. More than 400 ham radio volunteers representing seven states set up a network of communications that has been called the "Central Nervous System" of the Marathon.

Nets are set up to deal with the problem of downed runners, calls for doctors and medical supplies, and for the replacement of other supplies and equipment needed that day. Ham radio operators are the link to the concerned people waiting at the Family Reunion Area to inform them if their friends or family may have dropped out, and where they can meet.

In the past, I've been assigned to the supply truck at Fort Wadsworth, and to "shadow" various administrators and coordinators and offer communications capabilities wherever they are needed. This year I was assigned to "shadow" the doctor in charge of the medical area, Joe Wisenfeld. The NYC Marathon has the largest medical staff ever assembled for a sporting event. The staff includes 1,500 doctors, podiatrists, chiropractors, nurses, physical and massage therapists, emergency medical technicians, and support medical personnel. I was really impressed with the dedication and professional care I saw being administered in the medical tent.

Several former ham radio students of mine who were runners that day followed the orange hats until they found me. As a ham, I feel good being part of a team that is so vital to the safety and success of the participants. It's also gratifying when folks who know you stop by to say "thanks," and when strangers take the time to tell you how much they rely on seeing those orange Amateur Radio Emergency Communications caps along the route.

Hams on the Sweep Bus

My friends Bob Chamberlain W2HVX and Richard Sandell WK6R were doing their part on the Sweep Bus. Bob told me that he thinks that nowhere is the contribution of amateur radio communications to public welfare and safety more evident than in the Sweep Bus Operations of the NYC Marathon. This year eight buses were

used on the route to pick up runners who had dropped out of the race and to transport them to the Family Reunion Area in Central Park. Every bus has a ham radio operator on board with the ability to communicate the location and condition of boarding runners, and to call for quick medical assistance if needed.

Information was immediately relayed by the hams to family members in the Central Park facility as to whether their runner had boarded the bus, whether or not there appeared to be any injury, and the expected bus arrival time. Further information was made available on the whereabouts of runners transferred by ambulance to a hospital.

Bob tells me that some runners who boarded the bus were too sick to get off by themselves. Hams were instrumental both on the buses and off in calling for ambulances or other medical assistance to help these runners. Also, if a runner fell between the mile markers, he was likely to be helped by the hams in pre-positioned buses along the route or by a ham on a Sweep Bus. The ham radio operators were in a position to observe the problems immediately and to quickly offer assistance via their radios.

The volunteer ham radio operators use their own portable radio equipment to communicate from inside their buses over the entire Marathon course from the starting point on Staten Island through all the boroughs of New York to the finish line in Central Park, a distance of 26.2 miles. Members of the Amateur Radio Emergency Service join forces with operators from the ARRL in helping to smooth the way in every aspect of Marathon operations.

The group is organized by Steve Mendelsohn WA2DHF. A responsibility of this magnitude could only be handled by a thoroughly dedicated and talented individual who knows how to motivate and to get the best out of the hundreds of hams who volunteered. Steve works with the radio clubs throughout the year, helping to get things organized for the big event.

On Staten Island, two hard-working hams, George Rice NA2V and Steve Zuvich KA2HXU, were coordinators of the starting area communications. It's a pleasure working with these people every year. From the time the hams start their operations at Fort Wadsworth on Saturday at 11:30 p.m. to Sunday's final transmission at 7:00 p.m., they are on the air, helping keep participants and the viewing public safe.

Back in my class the next day, I was exhausted, but armed with countless ham radio stories to share with the children who love to hear these anecdotes.

So I guess I'll be griping again next year when my alarm clock rudely awakens me on Marathon morning. But I also know I'll keep on going back because I'm so very proud to be a part of the amateur radio team. 73



Photo A. 25,000 runners arrive at the crack of dawn at the starting line at the Verrazano Narrows Bridge.



Photo B. (Left to right): Gus Hahn KA2STS, Rich Balas N2KOO, George Rice Jr. NA2V, and Stan Olochowszc N2AYJ at Radio Headquarters at Fort Wadsworth, Staten Island, New York.

With eyelids at half-mast, I approached the fort at the foot of the Verrazano Narrows Bridge where the Marathon begins. Within minutes of arriving at the command headquarters for the amateur radio operations, I was totally caught up in the spirit and the excitement of a most incredible event. (A strong cup of coffee didn't hurt, either!) There obviously has to be a good reason why 8,000 volunteers partici-

dating back to the inaugural of the Modern Games in Athens in 1896.)

The New York City Marathon is the largest Marathon in the world, with over 45,000 applications submitted. And, according to the NYC Police Department, it is the largest spectator sporting event in the world. Nearly 2 million people line the streets at various times during the race. In 1991, there were 8,000 runners from 91

TALK WITH THE KNOWLEDGEABLE PEOPLE AT

QUEMENT ELECTRONICS

FEATURING AN EXTENSIVE LINE OF ICOM PRODUCTS



**ALL MODE HF
BASE STATION**
\$2399⁰⁰

#IC-765



- | | | |
|-------------|-------------------------|-----------|
| • IC-12 GAT | 1.2 GHZ HT | \$324.00 |
| • IC-R1 | WIDEBAND RECEIVER | \$519.00 |
| • IC-R100 | WIDEBAND RECEIVER | \$599.00 |
| • IC-735 | ALL MODE HF TRANSCEIVER | \$899.00 |
| • IC-725 | ALL MODE HF TRANSCEIVER | \$799.00 |
| • IC-3SAT | 220 MHZ HT | \$319.00 |
| • IC-726 | ALL MODE HF TRANSCEIVER | \$1089.00 |



1000 S. BASCOM AVENUE
SAN JOSE, CA 95128

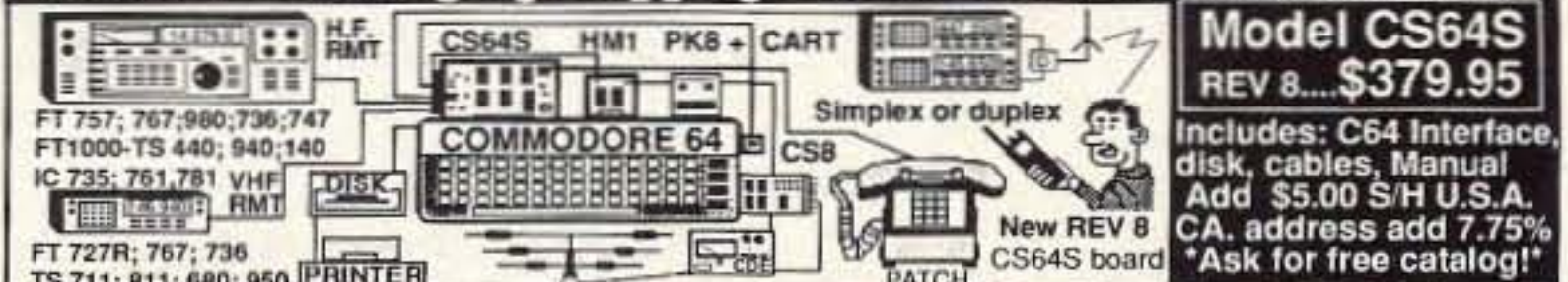
Call us at (408) 998-5900

Since 1933

CIRCLE 132 ON READER SERVICE CARD

Computer Controlled Ham Shack for personal or club station Ultra Comshack 64 Duplex/Simplex Controller

HF & VHF Remote Base & Repeater *Autopatch *Rotor Control
*Voice Meters*Paging*Logging*Polite ID's*Voice Packet B.B.S.



Model CS64S REV 8...\$379.95

Includes: C64 Interface, disk, cables, Manual Add \$5.00 S/H U.S.A. CA. address add 7.75% *Ask for free catalog!

Here are just a few of the Ultra's advanced Features:
Load, save, change all from T. tones, Packet, or modem Unlimited voice vocabulary *Voice clock executes events Daily & Weekly "Super Macros" user programming language! *300-4 digit user access codes *Disk & Printer logging of telephone numbers dialed, usage time, functions *18 Rotating Polite ID's *16 External relay controls *CTCSS Tone Paging *CW Practice with voice *Security mode, T. tone mute *Voice announced user call sign when logging on *Voltage proportional courtesy beep indicates signal strength *18 rotating Polite ID tails *Safety timers & overrides "Ultra Link" provides T. tone control from remote audio monitored *User programmed multi-tone courtesy beeps each mode *Modem or Packet control *9 T. Tone Macros store 28 digit command strings *2 Talking Meter inputs *Packet+ Modem input *Simplex Repeater Mode Optional with DVR *WX1 & PK8 speaks temperature and humidity with polite ID *Autopatch & Rev *Store 1000 (18 digit) tel. #'s *Quick dial & quick answer *Directed & general page *50 tel #'s restricted patch *Telephone control input *Regenerated touchtones *Autopatch auto off, detects calling party hangup *Pulse or touchtone dial *Call waiting & last number redial

Ultra Com Shack 64 Options
*Mount All modules including C64, Pre-drilled & painted incl. mounts & cable clamps ALBX...\$159.95
*Digital Voice Recorder 32 or 64 sec. voice Mailbox & ID tail, inc. 1 Meg Ram, control with CS8 or PK8, incl. cable for REV8 Ultra board, 5 or 12VDC DVM...\$179.95
*12V Power for C64 & 1541 with this crystal controlled Switching supply, runs cool & efficient draws <1 amp, Plugs into C64, fused, protected, heavy duty Model DCPS...\$129.95
*Add Duplex Control of Remotes with Telephone amplified hybrid, null & gain pots, & audio preamps Plugs into CS64S board, TLCN...\$159.95
*Autoboot EPROM cart plugs into C64 or PK8, disk or System version CART...\$109.95
*8 On/Off relays inc. 3 DPDT 2 A. relays +5 SW. outputs, Use with HM1 to rotate beam...CS8...\$99.95
*Add 2 Voice Meters + 2 Alarm Inputs + 8 Relay On/Off Switches PK8 \$159.95
*PK1 adds Control of Ultra via Packet or Tel. modem and provides a Packet to Voice BBS, Req. 2nd C64 & PK8, inc. 4 ft data cable to PK8. PK1 \$99.95
*Speak Temperature & Humidity (Req. PK8) inc. 25 ft. remote cable, or WX1 plugs into PK8. WX1...\$189.95
*Rotor control Analog to digital converter, use with CS8; voice bearing +/- 5 deg. for all rotors HM1...\$69.95
*Ultra Com Shack 64 Manual All schematics, diagrams and how to operate & set up remote base. Refund with purchase of CS64S MN.\$25.00
*Mastercard*Visa*Amex*Disc
ENGINEERING CONSULTING
583 CANDLEWOOD ST.
BREA, CA. 92621
Tel: 714-671-2009 Fax: 714-255-9984

Video Multi-Page letter & graphics Gen.
*ATV, Slow Scan; Hi Res *Autoboot C64 EPROM CART *Used by 100's of CATV sys. for Local channel insertion *Time / date macros send touchtones, vary seq. & load *Multi-page Modem transfer (Video/Audio) VIDG
*240 letter crawls, flash lines *Special effects, 16 colors *NTSC output & color bars *PK8 & WX1 adds relay control & Temp. & Humidity Model "VIDG" \$189.95 inc. disk+ out cable

AUDIO BLASTER™ Works inside all H.T.'s!
*AB1S ←Miniature Audio Amp/ Used by police Module installs inside all H.T.'s; 1 watt audio amp! When it needs to be loud! Universal installation diagrams AB1S...\$24.95

TSDQ QUAD TSDQ 4 DIGIT Touchtone Decoder
QUAD Relay Expansion plug-in option
TSDQ use as Repeater On/Off, C64 reset, 8/20 VDC, audio in; Field Program 50,000 Codes; Mom. & Latching; Inc. DPDT Relay; LED digit valid & latch; 24 Pin connector. QUAD option adds: four 2 Amp. relays + 5 digit on & off code for each relay. 2"X3" 4 Digit Decoder "TSDQ" \$89.95; Expand "QUAD" \$99.95

Touchtone to RS232 300 Baud Interface "Decode-A-Pad"
Touchtone audio Input +12V
DECODE-A-PAD
IBM Mac C64
DAP \$99.95
Decodes all 16 touchtones. Works with terminal modem programs. *DAP works with all computers inc. 9 pin I/O connector, TTL or RS232 buffered outputs

COMET


Modern, High-Performance Stations use **COMET** Antennas, Duplexers, Triplexers and Accessories!

146/446 MHz Base/Repeater

COMET PRESTIGE 24 Kt. Gold Center Conductor

2x4 Series Best Sellers

NEW B Series Black Anodized



- | | | | | | | | | |
|---|--|---|---|--|---|--|--|--|
| CA-2x4MAX
Gain & Wave:
146MHz 8.5dB
5/8 wave x 3
446MHz 11.9dB
5/8 wave x 8
Max Power: 200 watts
Length: 17' 8"
Connector:
UHF (SO-239) | CA-2x4WX
Gain & Wave:
146MHz 6.5dB
5/8 wave x 2
446 MHz 9.0dB
5/8 wave x 5
Max Power: 200 watts
Length: 10' 2"
Connector:
UHF (SO-239) | CA-2x4FX
Gain & Wave:
146MHz 4.5dB
7/8 wave
446MHz 7.2dB
5/8 wave x 3
Max Power: 200 watts
Length: 5' 11"
Connector:
UHF (SO-239) | CPR-5800
Gain & Wave:
146MHz 5.0dB
7/8 wave
446MHz 7.6dB
5/8 wave x 3
Max Power: 120 watts
Length: 5'
Connector:
UHF (PL-259) | CPR-5400
Gain & Wave:
146MHz 3.5dB
1/2 wave
446MHz 6.0dB
5/8 wave x 2
Max Power: 120 watts
Length: 3' 2"
Connector:
UHF (PL-259) | CA-2x4MB
Gain & Wave:
146MHz 4.5dB
7/8 wave
446MHz 7.0dB
5/8 wave x 3
Max Power:
150 watts FM
Length: 4' 10"
Connector:
UHF (PL-259) | CA-2x4SR
Gain & Wave:
146MHz 3.8dB
5/8 wave
446MHz 6.2dB
5/8 wave x 2
Max Power:
150 watts FM
Length: 3' 4"
Connector:
UHF (PL-259) | B-20
Gain & Wave:
146MHz 2.15dB
1/2 wave
446MHz 5dB
5/8 wave x 2
Max Power: 50 watts
Length: 30"
Connector:
UHF (PL-259), OR
NMO (B-20 NMO) | B-10
Gain & Wave:
146MHz 0dB
1/4 wave
446MHz 2.15dB
1/2 wave
Max Power: 50 watts
Length: 12"
Connector:
UHF (PL-259), OR
NMO (B-10 NMO) |
|---|--|---|---|--|---|--|--|--|

NCG CO.
1275 N. Grove Street, Anaheim, CA 92806
(714) 630-4541 • (800) 962-2611
CALL FOR COMPLETE CATALOG OR NEAREST DEALER

2M-70cm DUPLEXERS
Power: 146MHz 800W
446MHz 500W
CF-416A: All UHF Conns w/Leads
CF-4160K: All UHF Conns w/o Leads
CF-4160C: Ditto, but 440 Input
N-male Conn. w/o Leads

CIRCLE 54 ON READER SERVICE CARD

HOMING IN

Radio Direction Finding

Joe Moell, P.E., K0OV
P.O. Box 2508
Fullerton CA 92633

Foxhunt Fame Awaits You

The gauntlet is down! If you think of yourself as a worldclass foxhunter, here's your chance to prove it. You're hereby invited to be part of one of the world's most prestigious radio direction finding (RDF) competitions.

More on that in a moment, but first some background for new readers. Hidden transmitter hunts, often called foxhunts or T-hunts, are an exciting ham radio sport. Hunters compete using various types of RDF gear, trying to locate one or more "fox" stations.

Here in the USA, most hunts involve mobiles and lots of driving. Almost everywhere else in the world it's an on-foot sporting event (see Photo A). For an in-depth look at international foxhunting, see "Homing In" for September and December 1991, plus "Showdown in Portland" in the November 1991 issue of *73 Amateur Radio Today*.

The Lvov Connection

Your invitation to foxhunt fame and glory is being passed along via John Douglas N0ISL/UA4LIS, Technical Director of the Foundation for Amateur International Services. John is not a T-hunter himself. He is an ardent US DXer who has made many friends in UA-land over the years. These friendships led to an invitation to visit.

Last year, N0ISL and David Larsen KK4WW went to Lvov (pronounced "luh-VOHV"), Ukraine, and Ulyanovsk, Russia, to give seminars on industrial automation. Their host, Victor Goncharsky UB5WE, arranged meetings with local hams at every stop along the way.

"We flew into Moscow and took the train to Lvov, which takes 25 hours," John explains. "During the train trip, I was introduced to Igor Shewchuk UB5SBD. He's 'Mr. Foxhunter' in the Ukraine, and runs all of the local competitions. He asked me if I would like to come out and see a hunt and maybe chase down a fox.

"That was just too good an experience to pass up. Lvov has the second largest foxhunt in the Commonwealth each year, second only to the Moscow Games. The sport is closely regulated by the Radiosports Federation.

"I got to see a training competition. They have a young persons' event for ages 15 through 19. Boys and girls are in different classes (Photo B). They also have events for adult teams and adult individuals.

"A standard foxhunt course consists of five transmitters, each beeping for one minute in sequence, on one frequency (see Photo C). A finish line transmitter operates continuously on a separate frequency. Your mission is to find all foxes in the shortest time."

"The events are stretched over two days," John says, "so you may have two hunts one day and one the next, for example."

You should be in good physical condition if you want to compete. UB5SBD writes, "Foreign foxhunters need to consider their ability to run or walk up to 10 kilometers in two hours." Of course, if your RDF skills are less than perfect, you may cover much more than 10 km!

Visiting teams from faraway countries always add excitement to a radiosports competition. The Ukrainian Open RDF Contest has hosted teams from Finland, Japan, Russia, and Czechoslovakia. Participation by a team from the USA would be a first.



Photo B. Boys, girls, men, and women compete in various categories, trying to find the five fox transmitters. This Russian hunt is on the 80 meter band. There are also 2 meter events, and sometimes 10 meters is used.

"Igor would just love to have an American team compete," says N0ISL. "He asked me if I could find anyone who was interested in attending the Games this year in September. He is willing to help with the invitations, picking people up in Moscow, bringing them into Lvov, loaning them equipment, and letting them practice in advance."

Tempus Fugit

I'll tell you more in future columns about Lvov, its hams, and radiosporting in the Ukraine. Meanwhile, start your training program, get your passport, and check your piggy bank. Even though athletes are given priority, it takes time for the Ukrainians to authorize your visit and to arrange for your ham privileges there.

Igor and his ham friends will host you in Lvov, but you must be responsible for your transportation to that city. Expect to spend about \$1,200 per person. John has promised to help with arrangements.

N0ISL is a seasoned traveler to that part of the world and can give you practical advice on what to bring, what not to bring, and what to expect. For example, you need not bring your RDF gear—there will be plenty for you to use. But be sure to pack practical items such as AA batteries to exchange as gifts.

If you are truly serious about taking part in the Ukrainian Games, write to John at 19164 - 147th Street NW, Elk River MN 55330. John is active on Internet; his address there is jrd@duke.cdc.com.

"Homing In" will be closely following the organizing of RDF Team USA. Please let me know your plans. Write to me at the address above (SASE please if you want a reply) or contact me electronically via CompuServe (75236, 2165), Internet (JoeMoell@cup.portal.com), or packet (K0OV @ WB6YMH-2.#SOCAL.CA.USA.NA).

Mother Nature Hides It Well

Repeaters in Southern California are buzzing with discussions of one of the longest and most difficult RDF efforts in anyone's memory. *73* editor Bill Brown WB8ELK and Mike Henkoski KC6CCC launched a helium balloon ATV package shortly before sunset on January 4 to get views of the annular solar eclipse from above the cloud cover.

I am sure Bill is covering the ATV part of the event in his own column. But Mike and Bill missed out on the biggest challenge—recovering their equipment package. It turned out to be the best example of cooperation in years among normally competitive me-first T-hunters.

Bill's ability to predict impact points is impressive. Twenty-four hours before launch, he said that after its fall from 100,000 feet, the package would end up 52.6 miles from the launch site on a bearing line of 87.5 degrees. He missed the actual spot by only 8.5 miles.

At the time of impact Saturday night, eight mobiles full of T-hunters (B-hunters?) were converging on the mountains north of the tiny town of Anza, following the 100 milliwatt 2 meter beacon. The roads were rough and rutted. My rotating antenna mast broke from the flexing, sending WA6OPS and me home before midnight.

Hunters soon realized that there were no accessible roads to be found for closing in. A couple of the teams in four-wheel-drive vehicles got stuck and had to be winched out. But this didn't stop the intrepid do-or-die Southern California RDFers.

N6MI, N6MJN, N6XFC, and N6XTJ set out on foot, while the remaining hunters (WB6ADC, WA6CYY, WA6FAT, KK6CU, KF6GQ, WB6JPI, N6KKN, WA6PYE and KC6TNJ) stood by to take bearings on the signal and on the hikers, to keep them from get-



Photo A. Foxhunting won't make you rich, but there are lots of medals to be won and good times to be shared at international competitions. Winners of the Ukrainian hunt can compete in the IARU Regional Championships.

Townsend Electronics

RIG SAVER

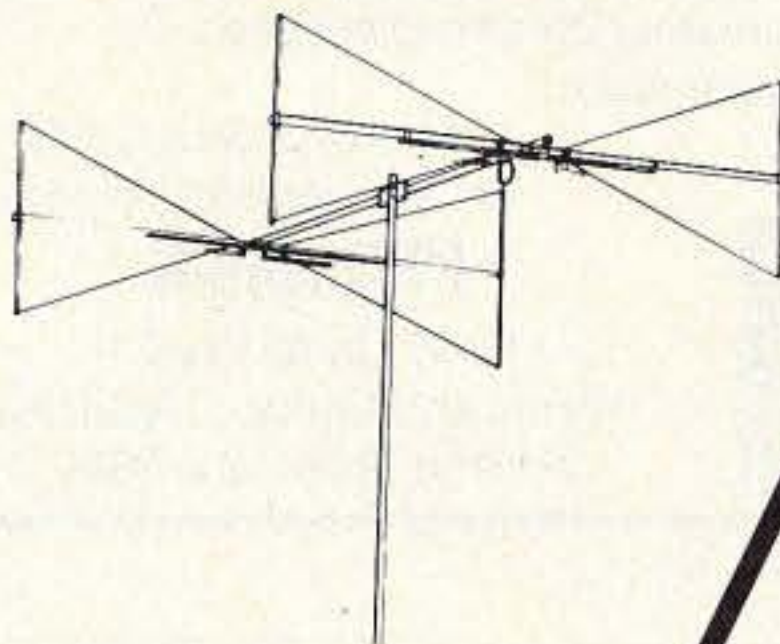
- Allows you to safely mount your hand-held or mobile radio where you can see the controls.
- Vinyl coated adapter plate protects your radio.
- SlimLine \$24.95. Heavy Duty \$29.95 + \$3.00 S & H.
- Adaptable to nearly any vehicle or station use.
- Mounts on ANY single flat surface.



P.O. Box 415
Pierceton, IN 46562

CIRCLE 299 ON READER SERVICE CARD

The HF5B "Butterfly"TM
A Compact 2 Element Beam
for 20-15-12-10 Meters
Operate As A Dipole on 17 Meters



- Unique design reduces size but **not** performance.
- No lossy traps; full element radiates on all bands.
- Turns with TV rotor
- 19 lbs.

BUTTERNUT

Butternut Verticals

Butternut's HF verticals use highest-Q tuning circuits (not lossy traps!) to outperform all multiband designs of comparable size!

Model HF6V

- 80, 40, 30, 20 15 and 10 meters automatic bandswitching
- Add-on kit for 17 and 12 meters available now.
- 26 ft. tall

Model HF2V


- Designed for the low-band DXer
- Automatic bandswitching on 80 and 40 meters
- Add-on units for 160 and 30 or 20 meters
- 32 feet tall - may be top loaded for additional bandwidth.

For more information see your dealer or write for a free brochure



BUTTERNUT ELECTRONICS CO.

P.O. Box 123, Olmito, TX 78575



here is the next generation Repeater

MARK 4CR

The **only** repeaters and controllers with REAL SPEECH!

No other repeaters or controllers match Mark 4 in capability and features. That's why Mark 4 is the performance leader at amateur and commercial repeater sites around the world. Only Mark 4 gives you Message MasterTM real speech • voice readout of received signal strength, deviation, and frequency error • 4-channel receiver voting • clock time announcements and function control • 7-helical filter receiver • extensive phone patch functions. Unlike others, Mark 4 even includes power supply and a handsome cabinet.

Call or write for specifications on the repeater, controller, and receiver winners.

Phone: #(508) 372-3442
FAX: #(508) 373-7304

MICRO CONTROL SPECIALTIES

Division of Kendecom Inc.
23 Elm Park, Groveland, MA 01834

Create messages just by talking. Speak any phrases or words in any languages or dialect and *your own voice* is stored instantly in solid-state memory. Perfect for emergency warnings, club news bulletins, and DX alerts. Create unique ID and tail messages, and the ultimate in a real speech user mailbox — only with a Mark 4.



2 meters **220 440**



CIRCLE 144 ON READER SERVICE CARD



MOTOROLA RADIUS

- For the discriminating amateur involved in commercial communications as well. Meet significantly tighter commercial specs!
- Up to 40% discount.
- 3 year warranty by Motorola, an added year provided by Procomm.
- Mobiles/handhelds and accessories to meet your amateur/commercial needs simultaneously.

Motorola Catalog \$10—
refundable with purchase.

PROCOMM

1948 Coventry Ct.
Thousand Oaks, CA 91362
Phone: 805-497-2397



THE ISOTRON
COMPACT ANTENNAS FROM 160-10 METERS

NO TUNERS
NO RADIALS
NO RESISTORS
NO COMPROMISE

FIVE EXCELLENT REVIEWS JUST
DON'T HAPPEN BY CHANCE
CALL US FOR A FREE CATALOG.

*See review in Oct. 73, 1984 *Sept. 73, 1985 March 73, 1986
CQ, Dec. 1988 Mar. W.R. 91

BILAL COMPANY
137 Manchester Drive
Florissant, Colorado 80816
(719) 687-0650

CIRCLE 42 ON READER SERVICE CARD

Say You Saw It in 73!



GEORGE ISN'T VERY AMBITIOUS--- TWO YEARS AGO, HE STARTED TO DIG A BASE FOR AN ANTENNA TOWER

Subscribe
to
**73 Amateur
Radio Today**

1-800-722-7790



WE'RE
FIGHTING
FOR YOUR
LIFE

American Heart
Association



ting lost in the dark. N6JSX manned his base station, plotting bearings and keeping track of stray hunters.

It was at this point that everyone began to envy balloon hunters in other parts of the country. It must be nice to be able to DF in flat cultivated terrain with roads at least every mile on a grid, worrying only about whether a farmer will show up with a shotgun. Instead, these folks found themselves at 4,500 feet elevation, shoulder-deep in wall-to-wall manzanita bushes that made it a Herculean effort to move forward while encumbered with RDF gear.

The bearing kept indicating, "It's just over the next ridge." But by dawn Sunday the hunters had had enough. Cold and exhausted, they headed out for breakfast and some rest. It was starting to rain. Most of them had 100 miles to drive to get home.

Round Two

When we got up and heard that the package had not been found and that a storm front was due soon, WB6GCT and I headed back out to the area in his 4WD Isuzu. The beacon was still strong. We spent the morning and early afternoon driving, walking, DFing and peering through binoculars into the foggy hills. One promising road ended up in the back yard of a local resident, Chris Christensen. It turned out that Chris had "back of his hand" knowledge of the hills, where he had

frequently gone horseback riding.

We inquired about roads into the area where the bearings showed the greatest promise. "You can't drive in," he said, "but I can show you the old horse trails." With that, he took off at a rapid gait and we had little choice but to hustle after him.

We followed the bearings of my TDOA RDF set, which gave clear indications from the high spots. But soon a big storm front with wind and sleet arrived, forcing us to turn back. We exchanged phone numbers and Chris hinted that he might try to find the box on his own when the weather cleared.

KC6CCC told the T-hunt crowd on the repeater Sunday night that the 2 meter beacon batteries would die within 24 hours. That motivated WB6HPW and three of the Saturday night hunters to make a last-ditch effort. They headed out to the site at dawn to find cloudy weather and six inches of snow on the ground. Would it still be on the air? Yep, still going!

It was another day of searching for roads and tramping through the snowy manzanitas. Local residents WB6MMA, W6RID, and NA6S assisted with four-wheeling and hosted the hunters' families. N6XTJ flew over the area to attempt aerial bearings.

Suddenly, at 1715 hours, the signal level began to flutter. Either the battery was dying or the package was moving. Sure enough, Chris and his brother-in-

law had set out after work. With no RDF gear, following the line of bearing we had given Chris Sunday, they discovered it on a hillside less than 300 feet beyond Sunday's quitting spot. It had crashed into the manzanitas three-quarters of a mile from the nearest accessible road.

Even though some hunters expressed disappointment that a non-ham had found the equipment, they all were glad they had participated in Mother Nature's No-Holds-Barred Hunt, as it came to be called. "Bill," they're asking, "when is the next launch?" **73**



Photo C. Sometimes a judge is stationed at each fox transmitter. In other hunts, there is only a flag and a special punch. Hunters must punch their cards at all five transmitters before racing to the finish line.



THE JAPAN RADIO CO. NRD-535

THE NEXT GENERATION IN HIGH-PERFORMANCE HF RECEIVERS

Once again JRC breaks new ground in shortwave receiver design. The new NRD-535 has all the features SWLs and amateurs have been waiting for. General coverage from 0.1 to 30 MHz in AM, USB, LSB, CW, RTTY, FAX and Narrow FM modes. Advanced ECSS operation for phase-lock AM reception. Variable bandwidth control (BWC). Tuning accuracy to 1 Hz possible with direct digital synthesis. 200 memory channels with scan and sweep operation. Triple Superheterodyne receiving

system. Superb sensitivity, selectivity and image rejection. Dual-width noise blanker eliminates impulse noise. Squelch, RF Gain, Attenuator, AGC and Tone controls. Optional RTTY demodulator available. 24 hour clock/timer. Easy to read vacuum fluorescent display with digital S-meter. AC and DC operation. Plus the most comprehensive computer interface found on any radio to date. Call or write today for a full color brochure, price list and dealer information.



Japan Radio Co., Ltd.

MAIN OFFICE: Akasaka Twin Tower (Main), Akasaka 2-chome, Minato-ku, Tokyo 107, JAPAN
Tel.: (03) 584-8836 Telex: 242-5420 JRCTOK J

IN U.S.A.: 430 Park Avenue (2nd Floor), New York, NY 10022
Tel.: (212) 355-1180 FAX: (212) 319-5227 Telex: 961114 JAPAN RADIO NYK

NEW PRODUCTS

Compiled by Hope Currier



INTERNATIONAL RADIO AND COMPUTER

International Radio and Computer is offering QSYer keypad frequency selectors for ICOM, Kenwood and Yaesu radios. The IC-QSYer will operate the following unmodified rigs: IC-275/375/475/575/725/726/735/736/761/765/781 and R7000/9000. It will also control the IC-751A and R-71 with ICOM UX-14 interfaces installed. The KW-QSYer will control the following transceivers: TS-450S/690S/850S/950S with no interface required; TS-940S (IAT) with IF-10B interface installed; TS-440S(IAT) and R-5000 with IC-

10-chip set installed; TS-140S/680S with IF-10C interface installed; TS-711A(-E)/811A(-B, -E) with IF-10A interface installed. The Yaesu QSYer is available for FT-736R, FT-757GX, FT-757GX/II, FT-747GX, FT-767GX, FT-990, FT-1000 and Heath SB-1400.

QSYers provide high-speed frequency entry and will automatically select the proper mode (CW/LSB/USB, etc.) for the selected frequency. They install literally in seconds to the transceiver's computer interface connector on its rear panel. Automatic antenna tuners and linear amplifiers work with the QSYer attached, just as if frequencies were entered the old way. The QSYer's lightning-fast frequency selection and automatic mode selection provide a competitive edge.

For prices and more information, contact *International Radio and Computer, Inc.*, 3804 South U.S. 1, Fort Pierce, FL 34982; (407) 489-0956, Fax: (407) 464-6386. Or circle Reader Service No. 201.

AUSTIN ANTENNA

Austin Antenna is offering FREE software to facilitate the design of inductors, chokes and ferrite toroids. Several capabilities are included in the software. Inductance can be calculated from turns, diameter, wire size and coil length, and vice versa. You can build inductors using wire that you have on hand. Straight wire inductors and ferrite toroid design rules are covered as well. Inductance can be determined from inductive reactance. Also included in the

program is the inductance calculation for a short-loaded dipole. Finally, construction details are determined for building capacitors from double-sided printed circuit boards. Invaluable for the hobbyist and experimenter alike, this software is a worthwhile addition to every lab. (VGA required.)

Please send \$5 to cover 5-1/4" floppy, copying, mailer, postage and handling, to *Austin Antenna*, 10 Main Street, Gonic NH 03839; (603) 335-6339, Fax: (603) 335-1756. Or circle Reader Service No. 205.

DANIEL A. FORT PRODUCTIONS

"CQ Field Day" is a new amateur radio video showing what it takes to excel on Field Day. It follows the award-winning Conejo Valley Amateur Radio Club from setup through wrap-up. This fast-paced 30 minute video brings you right up to the mountaintop site so that you can experience all the frustration and elation of a modest-sized club setting up a 22 Alpha operation, then topping the overall list by scoring an amazing 23,500 points. This documentary

is valuable to anyone who participates in Field Day. It is also an impressive demonstration of amateur radio in action. It is narrated by Gordon West WB6NOA, who explains every detail in non-technical terms.

The tape is priced at \$19.95, plus \$3 for shipping. California residents add \$1.55 sales tax. For more information, contact *Daniel A. Fort AA6LM*, P.O. Box 11324, Costa Mesa CA 92627-0324; (714) 546-5709. Or circle Reader Service No. 208.

MFJ

MFJ Enterprises has released a new frequency counter, the MFJ-346. The MFJ-346 measures frequencies up to 600 MHz with utmost accuracy. It has a 10-digit LCD readout with large 1/4-inch digits that are visible even in direct sunlight. It is a perfect companion for MFJ's SWR Analyzer. It can also be used for exact frequency measurements of handheld FM transceivers, measuring frequencies of HF transmitters/transceivers, and even measuring unknown frequencies when placed near mystery antennas. It also measures LO signals in receivers and reads oscillation frequency of classic regenerative receivers.

The MFJ-346 uses high-speed ASIC and custom LCD technology. Four gate times let you select various frequency resolutions. It has an accuracy of 1 ppm. It is priced at \$189.95. For more infor-



mation, contact *MFJ Enterprises, Inc.*, P.O. Box 494, Mississippi State MS 39762; (601) 323-5869, (800) 647-1800, Fax: (601) 323-6551. Or circle Reader Service No. 206.



STARTEK INTERNATIONAL

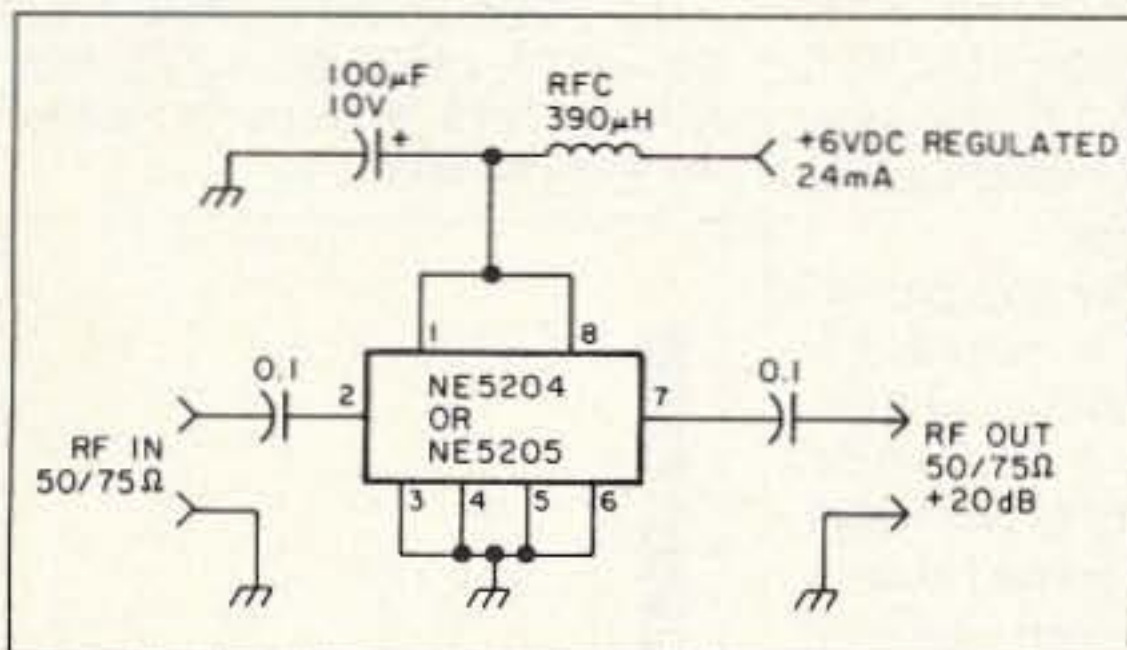
Two new Pocket Counters™ from Startek are actually ultra-high-sensitivity RF detector-counters with 2" 10-segment LED signal-strength bar graphs. The bar graph functions independently from the digital frequency counter and will indicate the relative strength of an input signal at any frequency from 500 kHz to 3.5 GHz. "Dot graph" or "bar graph" operation is switch-selectable and the sensitivity is adjustable. The bar graph is ideal for locating or adjusting an RF signal. The "digital frequency counter" has a range of 1 MHz to 1.5 GHz on model 15-BG, and 1 MHz to 3.2 GHz on

model 35-BG. A 1 ppm TCXO time base is standard, with provisions for an optional ultra-high-stability TCXO. A factory-installed internal NiCd battery pack and 110 VAC adapter/charger are also standard. Although small enough to fit in a shirt pocket, these bar graph counters out-perform many larger, much more expensive models.

Model 15-BG is priced at \$220, Model 35-BG is \$265, and telescoping antenna TA-90 and vinyl carrying case CC-90 are \$12 each. For more information, contact *Startek International Inc.*, 398 NE 38th Street, Ft. Lauderdale FL 33334; (305) 561-2211, (800) 638-8050, Fax: (305) 561-9133. Or circle Reader Service No. 202.

Great Ideas From Our Readers

Have a quick'n'easy circuit idea? Share it and get a one year subscription or extension to 73! Clearly mark all entries as submissions for Circuits to distinguish them from manuscripts. Send your entries to Circuits, 73 Magazine, Peterborough, NH 03458.



equipment where the noise figure is of less importance.

The circuit, shown in the figure, is simplicity itself. The +6 VDC supply voltage should be regulated. Either a 78L06 or 7806 3-terminal regulator is recommended. Nominal current drain is 24 milliamperes, 30 mA maximum. Values indicated are suitable from audio to above 10 meters, with overlaps at

each end. Larger or smaller input/output capacitors, and the RFC, may be used, depending on the frequency range over which the preamp will be used. Be sure to connect all pins, as shown in the schematic.

Although these ICs are specified from DC to UHF, both input and output must be isolated from DC. Thus, they are useful only from low AC frequencies up to their high frequency limits. Although the NE5204 is cheaper than the NE5205, each chip costs several dollars, less than \$5. Because of their simplicity in use, and the lack of a lot of external components to achieve the same 20 dB gain and extremely wide frequency bandpass, use of either of these ICs will be both easier and cheaper than any other approach to achieving similar results. And the physical size of the entire preamplifier is small enough to easily incorporate inside a receiver, frequency counter, etc.

J. Frank Brumbaugh KB4ZGC
Bradenton FL

An AF-to-UHF Broadband Preamplifier

Need a simple preamp to pep up a tired old receiver? Or to amplify a weak signal so you can more easily measure it on your frequency counter or oscilloscope? Or to increase the output of your signal generator? The Signetics NE5204 or NE5205 solves this problem with a fixed gain of 20 dB and requires only four external components.

The NE5204 is flat ± 0.5 dB from DC to 200 MHz, and down -3 dB at over 350 MHz. The NE5205 is flat ± 0.5 dB from DC to 450 MHz, and down -3 dB at over 600 MHz. Inputs and outputs are perfectly matched to 50 or 75 ohms impedance. The noise figure is 4.8 dB at 75 ohms and 6 dB at 50 ohms. Each 8-pin IC draws 24 milliamperes at +6 VDC. Because the noise figure is higher than is usual in VHF/UHF circuits, these ICs are recommended for use from low audio frequencies to over 10 meters, or with test

TOLL FREE 1-800-666-0908
PRICING AND ORDERS ONLY

KENWOOD



Full KENWOOD line Radios & Accessories

YAESU



Call for All YAESU Radios & Accessories

ALINCO




Full line of Radios and Accessories

ICOM



Full ICOM line Radios & Accessories



Full line of Radios and Accessories

AEA • ASTRON • COMET • CUSHCRAFT • DIAMOND • KANTRONICS • MFJ • SANGEAN • SONY SHORTWAVE • DRAKE • MANY MORE...

NEW EQUIPMENT PRICING AND ORDERS 1-800-666-0908 OUT OF STATE TECHNICAL, USED GEAR, INFO 203-666-6227 24HR FAX 203-667-3561

LENTINI COMMUNICATIONS INC.


21 GARFIELD STREET, NEWINGTON, CT 06111

Hours: M-F 10-6.

SAT. 10-4

C.O.D.s Same Day

OK Shipping



CIRCLE 234 ON READER SERVICE CARD

ANTENNA SPEC • B & W • BENCHER • BUTTERNUT • CUSHCRAFT • DIAMOND • HUSTLER • HYGAIN • ICOM • KANTRONICS • KENWOOD • LARSEN • MFJ • MIRAGE/KLM • RF CONCEPTS • TEN-TEC • YAESU

Michigan Radio

SALES SERVICE

23040 Schoenherr, Warren, MI 48089
OPEN MON-FRI 10-6, SAT 10-4, SUN CLOSED

TERMS: Prices Do Not Include Shipping. Price and Availability Subject to Change Without Notice. Most Orders Shipped The Same Day. COD's Welcome (\$4.00 + shipping)

ORDERS IN-STATE SERVICE FAX SERVICE

1-800-TRU-HAMM
1-313-771-4711
1-313-771-4712
1-313-771-6546

WANTED: QUALITY USED GEAR, CASH OR TRADE

ICOM

YAESU

TEN-TEC

AMERITRON • ALPHA-DELTA • ASTRON

KENWOOD

HT'S MODEL	DESCRIPTION	LIST	OURS
TH-225A	2M 5W SCANNING DEL	399.95	CALL
TH-27A	2M 2-5W MICRO 40ME	419.95	CALL
TH-47A	70CM 2-5W MICRO	429.95	CALL
TH-415	70CM 2W SCANNING DEL	419.95	CALL
TH-77A	2M/70CM DEL DUAL B	599.95	CALL

MOBILE VHF/UHF MODEL	DESCRIPTION	LIST	OURS
TM-241A	2M 45W PROG MIC	469.95	CALL
TM-331A	220MHZ 25W PROG MIC	469.95	CALL
TM-441A	440MHZ 25W PROG MIC	479.95	CALL
TM-631A	2M/220MHZ DUAL BAND	749.95	LMTD CALL
TM-791A	2M/70CM/7 TRIBANDER	849.95	CALL
TM-741A	2M/70CM/7 TRIBANDER	849.95	CALL
TM-941	2M/440M/1.2 TRI-BAN	1199.95	CALL
TM-751A	2M 25W ALL-MODE	699.95	CALL
TS-711A	2M 25W ALL-MODE BASE	1059.95	CALL
TS-790A	2M/70CM SATELLITE	1999.95	CALL

HF EQUIPMENT MODEL	DESCRIPTION	LIST	OURS
TS-140S	HF COMP GEN COV	949.95	CALL
TS-690S	HF/6M COMP GEN COV	1549.95	CALL
TS-450S	HF DELUXE COMP	1349.95	CALL
TS-450S/AT	HFDEL COMP TUNR	1549.95	CALL
TS-850S	HF 12V DEL DDS	1699.95	CALL
TS-850/AT	HF 12V DEL TUNR	1899.95	CALL
TS-950S	HF BASIC VERSION	3299.95	CALL
TS-950SD	HF THE DX MACHINE!	4399.95	CALL

ICOM

HT'S MODEL	DESCRIPTION	LIST	OURS!
IC-02AT	2M 5W 10MEM DTMF	409.00	CALL
IC-2GAT	2M 7W 15MEM DTMF	429.00	CALL
IC-2SAT	2M 2-5W DEL MICRO	439.00	CALL
IC-2SRA	2M/SCANNER HT	599.00	CALL
IC-24AT	2M/70CM DEL MICRO	499.95	CALL
IC-3SAT	220M 2-5W MICRO	449.00	CALL
IC-4SAT	70CM 2-5W MICRO	449.00	CALL
IC-4SRA	70CM/SCANNER HT	599.00	CALL
IC-4GAT	70CM 7W 15MEM DTMF	449.00	CALL
IC-W2A	2M/70CM DUAL MICRO	629.00	CALL

MOBILE VHF/UHF MODEL	DESCRIPTION	LIST	OURS!
IC-229A	2M FM, 25W 20MEM	449.00	CALL
IC-229H	2M FM, 45W 20MEM	479.00	CALL
IC-3220A	2M/70CM 25W 40MEM	659.00	CALL
IC-3220H	2M/70CM 45W 40MEM	699.00	CALL
IC-2410	2M/70CM 45W DEL.	TBA	CALL

HF EQUIPMENT MODEL	DESCRIPTION	LIST	OURS!
IC-725	HF COMPACT GEN COV	949.00	CALL
IC-726	HF/6M COMP GEN COV	1299.00	CALL
IC-735	HF DELUXE COMPACT	1149.00	CALL
IC-751A	HF 12V BASE TXCR	1699.00	CALL
IC-765	HF DELUXE TNR,PS	3149.00	CALL
IC-781	HF DX'ERS DELIGHT	6149.00	CALL

YAESU

HT'S MODEL	DESCRIPTION	LIST	OURS
FT-411E	2M 2-5W 50MEM,CTCSS	405.00	CALL
FT-811	70CM 2-5W 50MEM	405.00	CALL
FT-470	2M/70CM 2-5W 50MEM	491.00	CALL
FT-26	2M-5W WITH/DTMS PAGING	349.00	CALL
FT-76	440MHz-5W WITH/DTMS PAGING	359.00	CALL

MOBILE VHF/UHF MODEL	DESCRIPTION	LIST	OURS
FT-290R/II	2M 25W ALL-MODE	610.00	CALL
FT-690R/II	6M 10W ALL-MODE	752.00	CALL
FT-736R	2M/70CM 220/1.2 SAT	1922.00	CALL
FT-5200	2M/70CM DUAL BAND	749.00	CALL
FT-6200	70CM/1.2 DUAL BAND	899.00	CALL
FT-2400H	2M 50W,LCD,CTCSS	419.00	CALL

HF EQUIPMENT MODEL	DESCRIPTION	LIST	OURS
FT-747GX	HF LGTWTG MOBILE	889.00	CALL
FT-757GXII	HF COMP GEN COV	1089.00	CALL
FT-767GX	HF 2/220/70C TUNR	2299.00	CALL
FT-990	HF 12V DEL TUNR +	2399.00	CALL
FT-1000B	HF BASIC VERSION	3399.00	CALL
FT-1000D	HF OSL CATCHER!!	4399.00	CALL

WE STOCK A FULL LINE OF ACCESSORIES FOR THE YAESU LINES. CALL FOR OUR DISCOUNTED PRICES! 1-800-TRU-HAMM


See you in Dayton at Booths 327-330

WE STOCK A FULL LINE OF ACCESSORIES FOR THE KENWOOD LINES. CALL FOR OUR DISCOUNTED PRICES! 1-800-TRU-HAMM

WE STOCK A FULL LINE OF ACCESSORIES FOR THE ICOM LINES. CALL FOR OUR DISCOUNTED PRICES! 1-800-TRU-HAMM

WE STOCK A FULL LINE OF ACCESSORIES FOR THE YAESU LINES. CALL FOR OUR DISCOUNTED PRICES! 1-800-TRU-HAMM

CIRCLE 162 ON READER SERVICE CARD
73 Amateur Radio Today • April, 1992 71



ELECTRON PROCESSING

Electron Processing has introduced a means for individuals and small groups to put a repeater on the air quickly and without excessive expense. Ease of use and low

cost make the Personal Repeater Interface BRI-2 ideal for HT range extension, "starter" or mobile/portable repeater operation. No internal modification of your equipment is needed as it connects to the external speaker output of your receiver and the mike jack of your transmitter. Enjoy great HT coverage into the local repeater by using the BRI-2 and your base transceiver (and scanner) to relay your HT signal to the repeater for "cordless" hamming from home!

cost make the Personal Repeater Interface BRI-2 ideal for HT range extension, "starter" or mobile/portable repeater operation. No internal modification of your equipment is needed as it connects to the external speaker output of your receiver and the mike jack of your transmitter. Enjoy great HT coverage into the local repeater by using the BRI-2 and your base transceiver (and scanner) to relay your HT signal to the repeater for "cordless" hamming from home!

All the basic necessities of repeater or relay operation are provided. Audio isolation and PTT transmitter keying using a VOX circuit makes connection to your equipment simple. Just wire your microphone plug! A five-second "hang" time and a three-minute "time-out" timer are both provided (and can be disabled). Powered by a 9 volt battery (12 VDC available), the BRI-2 is also ideal for emergency communications and temporary relays.

The BRI-2 sells for \$50, plus \$5 for shipping and handling. For more information, contact *Electron Processing, Inc.*, P.O. Box 68, Cedar MI 49621; (616) 228-7020. Or circle Reader Service No. 203.

W & W ASSOCIATES

W & W Associates has introduced new replacement batteries for Kenwood's TH27A/47A: a PB14S battery that is 12V at 750/800 mAh, and a replacement battery for Kenwood's PB-13, 7.2V at 750/800 mAh. For prices and more information, contact *W & W Associates*, 29-11 Parsons Boulevard, Flushing NY 11354; (718) 961-2103, (800) 221-0732, Fax: (718) 461-1978. Or circle Reader Service No. 204.

IIX EQUIPMENT

In celebration of 10 years service to the amateur radio fraternity, IIX Equipment Ltd. has announced three additions to its ever-expanding line of tower accessories and vehicle radio mounting systems. The SO-4 is an adjustable tower stand-off bracket that mounts on tapered tower sec-

tions or masting and will adjust up to 30 degrees off the vertical. The TT-3 quadpod, a new addition to the 6- and 9-foot quadpods, will stand three feet high and will mount a vertical antenna or mast with up to 2" o.d. The third item is a tower coax standoff, designated CA-1, which will hold multiple coax cables 14" off the tower

face. All items feature rugged IIX construction and hot dipped galvanized finish. A free 10th anniversary catalog and price list covering all IIX products is available from *IIX Equipment Ltd.*, 4421 W. 87th St., Hometown IL 60456; (708) 423-0605, Fax: (708) 423-1691. Or circle Reader Service No. 209.

TELEX HY-GAIN

Telex Hy-Gain has introduced two new high-power current baluns for yagi and dipole antennas. Their primary function is to provide the correct current path between unbalanced coaxial cable and a balanced antenna feedpoint and prevent the shield from radi-

ating. The new baluns match the size of the older BN86 and can be used as a direct replacement.

These baluns have an impedance of 50 ohms and a frequency range of 1.6 to 30 MHz. Insertion loss is less than 0.1 dB; SSB/CW power handling to 4,000 watts PEP, 2,000 watts average. They offer RTTY power handling to


2,000 watts continuous.

The suggested list price for the yagi balun (Model BN4000B) and the dipole version (Model BN4000D) is \$107 (each). For more information, contact *Telex Hy-Gain*, 9600 Aldrich Avenue South, Minneapolis MN 55420; (612) 884-4051, Fax: (612) 884-0043. Or circle Reader Service No. 207.



Sell your product in 73 Magazine Call Dan Harper & Louise O'Sullivan today 800-225-5083

SRC-10 REPEATER/LINK CONTROLLER



- DTMF muting
- Intelligent ID'er
- Auxiliary outputs
- Easy to interface
- Alarm monitor input
- Telemetry response tones
- Low power CMOS, 22ma @ 12v
- Detailed application manual
- Programmable COS polarities
- Repeater & link courtesy tones
- Synthesized link/remote base capability

\$149.00 Assembled & Tested
CREATIVE CONTROL PRODUCTS

3185 Bunting Avenue
Grand Junction, CO 81504
(303) 434-9405



CIRCLE 146 ON READER SERVICE CARD

NEW! DSP For Amateur Radio

Introducing a powerful IBM-PC based digital signal processor with the performance and flexibility of systems costing thousands of dollars more.



\$289 INTRODUCTORY OFFER!


- INSTANTLY ELIMINATE NOISE, ENHANCE DESIRED SIGNALS
- EQUALIZE, NOTCH USING EXTREMELY SHARP DIGITAL FILTERING
- PROFESSIONAL AUDIO. 16 BIT A/D AND 18 BIT D/A CONVERTERS
- USE SPECTRUM DISPLAY TO DEFINE ADAPTIVE FILTER
- A MOUSE DRAWN SKETCH INSTANTLY BECOMES A FILTER
- FAST ON SCREEN SPECTRAL DISPLAY OF RECEIVERS OUTPUT
- SUPPORTED BY POWERFUL SIGSOFT® SOFTWARE
- MUCH MORE!
- 30 - DAY MONEY BACK GUARANTEE!

DIGITAL INTERACTIVE
SIGNAL CORPORATION

PLEASE CALL OR WRITE FOR MORE INFO:
2317 N.E. 168th Ave. Vancouver, Wa. 98684 Ph. 206 256-8654

CIRCLE 143 ON READER SERVICE CARD

TOUCH TONE DECODER:



Decodes DTMF tones from audio source, (tape, phone, radio). Displays numbers on LCD display, 200 Digit memory. **\$169 ppd. USA**

T-2000

SURVEILLANCE/-COUNTERSURVEILLANCE
catalog \$5.

EMCOM
10 HOWARD ST., BUFFALO, NY 14206
(716) 852-3711

Dayton Specials by mail



Throw away your magnifying glass...

Find: **W1UHI**

Ernest Wheatley W1UHI
Box 47
Richmond, VT 05477

Born: Oct. 29, 1887
Class: General

HamBase™ database software

- Contains 540,000 US calls
- 30,000 Canadian calls
- No hard disk required
- Edit and print QSL cards & labels
- Export to ASCII
- Add your own addresses
- QSL Managers direct from DX calls


PC 1.44/1.2 M HD	\$79.95	\$59.95
Macintosh 800K/1.4M	\$79.95	\$69.95
HBPopUp (TSR)	\$19.95	
WHamBase (For Windows 3.0)	\$19.95	
HamBase Canada	\$19.95	
Demo Disk	\$5.00	

Ventriloquist™

PCB Assembled & Tested		In ABS Enclosure
\$124.95		\$149.95
\$114.95		\$139.95

- 4 variable length messages
- CT compatible computer interface
- Endless loop record/playback

Magic Notch®



- Fully automatic notch audio filter
- Installs between speaker & rig
- Works 4 SSB under 59+ carrier
- Removes carriers, CW, and computer RFI

~~\$114.95~~ **\$104.95**

UPS Ground in US Included/Foreign Orders add \$10
Show prices good April and May, 1992 only

j•Com



P O Box 194 T · Ben Lomond · CA 95005
(408) 335-9120 · FAX 335-9121

CIRCLE 55 ON READER SERVICE CARD

UP TO **80% OFF**
WALLCOVERINGS
ANY BOOK

ALL WALLPAPER
ANY BOOK SEEN ANYWHERE

- All 1st Quality
- Instant Price Quote
- Free Freight

UP TO **80% OFF**
WINDOW BLINDS
ALL MAJOR BRANDS
ALL STYLES

- Verticals
- Pleated Shades
- Horizontals
- Roller Shades
- Mini-Micro
- Real Wood
- Mini Blinds

NO UPS CHARGES
NO SALES TAX (Except MI)
SAME DAY PROCESSING
ALL 1ST QUALITY

DEAL DIRECT AND SAVE
VISA AND MASTERCARD ACCEPTED
KNOWN FOR LOWEST PRICES



SHOP AT YOUR LOCAL STORE AND CALL FOR PRICE

1 800 521-0650

POST WALLCOVERING DISTRIBUTORS, INC.

HOURS: MON.-FRI. 9-8:00 SAT. 9-6:00 E.S.T.
FOR YOUR CONVENIENCE — FAX 313 338-7943

ELIMINATE NI-CAD BATTERY PROBLEMS!



WITH THE *Ready-Pak Jr.*

DECHARGING SYSTEM

Ready-Pak Jr. cures common Ni-Cad 'Memory' by properly decharging Ni-Cad cells and packs. Automatically stops discharge at proper level, then balances and equalizes cell voltages! For AAA, AA, C, & D groupings, or Ni-Cad packs which are between 70 MaH and 1200 MaH. Mobile radios, phones, RC hobby, cordless tools, etc. all use Ni-Cads... get'em back in shape with Ready-Pak Jr.!

COMES WITH 3 CONNECTION SYSTEMS: Alligator clips, 9v battery snap, and Adjustable Velcro system to fit ALL X-celver and cellular flat packs.



Chk. M.O.
(FL add 6%
sales tax)

FOR CAMCORDERS!



Ask for
Ready-Pak II
Decharger.
All 6, 9.6,
12v packs.
\$44.95

CHOOSE LOW
OR HIGH RANGE

LOW RANGE UNIT
for 7.2, 8.4, 9.6, 10.8 volt

HI RANGE UNIT
for 9.6, 10.8, 12, 13.2 volt

\$44.95 each (S&H Included)

Ready-Pak Systems

(904) 385 - 9893

Phone Hours
11am - 7 pm, EST Mon - Fri
3813-7 N. Monroe St. #15

Tallahassee, FL 32303

MADE IN USA

CIRCLE 142 ON READER SERVICE CARD

SPECIAL EVENTS

Ham Doings Around the World

APR 4

ROCHESTER, MN The Rochester ARC will host their 15th annual Rochester Area Hamfest Computer/Electronic Show at John Adams Jr. High School, 1525 31st St. NW. Indoor Flea Market. Free parking. Talk-in on 146.22/146.82 MHz, W0MXW rptr. Contact **Rochester ARC, Attn: N6VB, 6982 Indigo Ct. NW, Rochester MN 55901, (507) 280-7751** (enter 1# and follow instructions).

COLUMBUS, IN The Columbus ARC will hold a Hamfest at Bartholomew County 4-H Fair Ground's Women's Bldg. on State Rd. 11, from 8 AM-2 PM. Set-up Fri. 6-10 PM; Sat. 6 AM. Admission \$3. 8' tables, \$6. Talk-in on 146.790/190. Make reservations through **Marion Winterberg, 11941 W. Sawmill Rd., Columbus IN 47201, (812) 342-4670**.

ALBERTVILLE, AL The First Annual Marshall County HamFest, sponsored by the Marshall County ARC, will be held at Albertville Recreation Center from 8 AM-4 PM. Easy access. Overnight security. Tailgating. Free Parking. VEC Exams. Friday night set-ups available. Admission \$2; children under 12 free. Talk-in on 147.06+, alternate 145.11-. Contact **Marshall County ARC, c/o Ann Jordan KC4UUV, 134 Bearden Rd., Albertville AL 35950, (205) 878-0880**.

APR 4-5

SPOKANE, WA The 15th Annual Inland Empire Amateur Radio Hamfest will be held at the Spokane Youth Sports Bingo Hall, East 2230 Sprague Ave. Space reserved for self-contained RVs. Admission free to dealers and their employee. 6' tables \$10; 8' tables \$12. Set-up Fri. from 1 PM-6 PM. Gordon West WB6NOA is the featured speaker. Contact **Inland Empire Hamfest Committee, S. 1405 Crestline, Spokane WA 99203, (509) 534-8443**.

APR 5

SOUTHINGTON, CT The Southington ARA will hold a Computer/Ham Radio Flea Market at Southington High School on Pleasant St., from 9 AM-1 PM. Free parking. Admission \$3. One vendor-aid admitted free. Reserved 6' tables \$14; \$18 at the door. Doors open for vendors unloading at 7 AM. Talk-in on 146.28/.88, 144.47/145.17, 222.20/224.80, 449.25/444.25. To reserve tables, send SASE to **Southington ARA, PO Box 873, Southington CT 06489**. Make checks payable to **S.A.R.A.** VEC Exams, all classes, pre-registration only. Send SASE to **PO Box 873, Attn: Exams, Southington CT 06489**.

GROSSE POINTE WOODS, MI The South Eastern Michigan ARA will conduct its 34th Annual Hamfest/Swap-N-Shop/Computer Show at Grosse Pointe North High School, 707 Vernier Rd., from 8 AM-2 PM. ARRL Forum, VEC Exams. Advance tickets/vendor passes are \$2 each with 1 pass req'd for each member of your party. Talk-in on 146.74-.600. Contact **Thomas J. Orlicki NBHLY, PO Box 646, St. Clair Shores MI 48080-0646, (313) 527-3497**.

ST. JAMES, NY The Suffolk County RC will hold its indoor Hamfest at the St. James Lutheran School, Moriches Rd. and Woodlawn Ave., from 9 AM-3 PM. Admission is \$5; children under 12 admitted free. VEC Exams. Free parking. Wheelchair accessible. Talk-in on 145.210/144.610. Contact **Jim Heacock KA2LCC, (516) 473-7529**.

LONGMONT, CO A combined Hamfest/Computer Swap, sponsored by the Longmont ARC, will be held from 0800-1500 hours at the Boulder County Fairgrounds, Nelson and Hover Rds. Free parking. Commercial exhibitors. Admission \$3. Tables \$7 (admission ticket required). VEC Exams at 1300 hours, call **(303) 530-2903** for info. For table reservations remit to **Longmont ARC, PO Box 86, Longmont CO 80502-0086**; or call **Jerry Schmidt N8OUW, (303) 772-6739**. Talk-in on 147.871/27 146.52 simplex.

APR 11

FERGUS FALLS, MN The Lake Region ARC will sponsor their 5th annual Hamfest from 8 AM-3 PM at the Otter Tail County Fairground's Hockey Arena, Hwy. 59 So. Set-up Fri. at 4 PM. Overnight security. Camping spots Fri. night only. ARRL Forum, Army

MARS meeting, commercial dealers, flea market. Advance tickets \$3, \$4 at the door. 6' tables \$4. Walk-in VEC Exams begin at 9 AM, first come, first served. Call **(218) 826-6274**, or write to **Keith McKay N8FKF, Rt 1 Box 46, Battle Lake MN 56515**.

HUNTINGTON, WV The TARA VE Team will hold test sessions at Our Lady of Fatima church school class rooms, 545 Norway Ave., at 10 AM. Registration is at 9:15. Have your ID and Form 610 checked prior to the exam. Contact **Jim Baker K8KVX, (304) 736-6542** to confirm location and date.

CHESAPEAKE, VA Chesapeake ARS, Inc. will sponsor "Springfest 92" at the Indian River Recreation Community Center, 2250 Old Greenbrier Rd. and South Military Hwy. (US 13), from 9 AM-3 PM. Set-up Fri. 6-9 PM; Sat. 8-9 AM. Wheelchair accessible. VEC Exams by the Chesapeake DX Assn. Advance tickets \$3, \$4 at the door. Dealers tables \$10; Flea Market tables \$6. Dealer Contact: **Greg Hemmings N4WVE, (804) 547-1632**. Flea Market Contact: **Rob Holt N4SFH, (804) 485-7703**. Please, no calls after 10 PM. Reservations must be finalized by Apr. 1.

OTTAWA, ONT., CANADA The Ottawa Valley Mobile RC will hold its annual Flea Market from 0900-1600 EST at the Canterbury High School. Talk-in on 147.30/90. Contact **Ken Barry VE3KJB, (613) 746-4823**.

UPPER SADDLE RIVER, NJ The Chestnut Ridge Radio Club will sponsor its annual Flea Market from 8:30 AM-2 PM, at the Education Bldg., Saddle River Reformed Church, E. Saddle River Rd., corner Weiss Rd. Donation \$2. Tailgating \$7. Tables \$10 each. Talk-in on 146.955 rptr. Contact **Jack Meagher W2EHD, (201) 768-8360**.

LAWTON, OK The Lawton-Fort Sill ARC will hold their 45th annual Hamfest at the County Fairgrounds, from 8 AM-5 PM. No pre-registration necessary except for table space. Admission \$4. Tables \$8, including admission. Talk-in on 146.91/31. Contact **Bob Morford, 1415 N.W. 33rd St., Lawton OK 73505**.

AUBURN, NY The Auburn ARA will hold its annual Hamfest at the Auburn High School Gymnasium from 8 AM-4 PM. Tailgating \$2. Admission \$4, Flea Market tables \$5. Talk-in on 146.40/147.00.

APR 11-12

WEST WINDSOR, NJ The 17th Annual Trenton Computer Festival will be held at Mercer County Community College. Packet Radio Conference, VEC Exams, License Study Courses, Flea Market. Call **(609) 655-4999** for info.

NATCHEZ, MS The Old Natchez ARC will hold a Hamfest from 8 AM-5 PM Sat. and Sun. at the Natchez Convention Center. VEC Exams. Admission \$3. Tables \$15, contact **K5SVC, (601) 442-0973**. Talk-in on 146.91. 200 RV spaces available on-site \$8/night. Contact **N5YCZ, PO Box 604, Natchez MS 39121**.

APR 12

RALEIGH, NC The Raleigh ARS will hold its 20th NCS ARRL Convention, Hamfest/Computer Fair in the Jim Graham Bldg, NCS Fairgrounds, from 8AM-4 PM. Wheelchair accessible. Free parking; RVs welcome. VEC Exams, pre-register with **Vince AA4MY, (919) 847-8512**. For Hamfest info and pre-registration, contact **Rollin Ransom NF4P, 1421 Parks Village Rd., Zebulon NC 27597, (919) 269-4406**. Advance tickets \$5, \$6 at the door. Talk-in on 04/64.

ROCKFORD, IL The Rockford Hamfest/Computer Fest 92 will be held at the Rockford Metro Center from 8 AM-3 PM. Talk-in on 146.610/146.010, 223.880/222.280. For table reservations call **Joe at (815) 399-6995**; or **Ben, (815) 633-4122**. For advance tickets, send SASE, and check made payable to **RARA, to PO Box 6931, Rockford IL 61125-6931**. Advance tickets are \$4.50.

WEBSTER, MA The Eastern Connecticut ARA will sponsor a Ham Radio/Computer Flea Market from 10:30 AM-3 PM at the Point Breeze Restaurant. Admission \$3. Tables \$10. Talk-in on 147.225/825. Contacts:

Listings are free of charge as space permits. Please send us your Special Event two months in advance of the issue you want it to appear in. For example, if you want it to appear in the January issue, we should receive it by October 31. Provide a clear, concise summary of the essential details about your Special Event. Check /HAMFESTS on our BBS (603-525-4438) for listings that were too late to get into publication.

Roger KA1LMN, (203) 928-4883; Gary N1BBI, (203) 974-2564; Chuck WB1AOC, (203) 774-1723.

FRAMINGHAM, MA The Framingham ARA will hold its Spring Flea Market and Exams at Framingham High School, A Street, beginning at 10 AM (early bird buyers, 9 AM, \$5 admission). General admission \$2. Set-up at 8 AM. Table cost is \$12 and includes one free admission. Pre-register for all tables and exams. Contact **Jon Weiner K1VVC, (508) 877-7166**. Send check payable to **FARA, PO Box 3005, Framingham MA 01701**. To register for exams, send check for \$5.40, payable to **ARRL/VEC to Dick Marshall WA1KUG, 37 Lyman Rd., Framingham MA 01701**. Exam walk-ins will not be accepted after 10 AM.

APR 18

JOPLIN, MS The Joplin ARC will sponsor a Hamfest at the National Guard Armory, 2000 W 32nd St. VEC Exams, Flea Market, Auction, unusual CW Contest. Tickets \$5 or 3/\$12.50. Tables (with ticket) \$10. Additional tables \$5 each. Send SASE and check to **Joplin ARC, PO Box 2983, Joplin MO 64803**.

BOWLING GREEN, KY The Kentucky Colonels ARC, Inc., will sponsor a Hamfest from 8 AM-4 PM (Central Time). VEC Exams. Wheelchair accessible. Camping. Tailgating. Adults \$4, children under 12 free with paid adult. Tables \$10 (reservations preferred). Contact **Denver Eadens N4WWA, (502) 777-3681**. Talk-in on 146.25/146.85

APR 19

CAMBRIDGE, MA A Tailgate Electronics/Computer/Amateur Radio Flea Market will be held at Albany and Main St. from 9 AM-2 PM, by the MIT Electronics Research Soc., the MIT Radio Soc., and the Harvard Wireless Club. Admission \$2. Free off-street parking. Sellers \$8 per space at the gate, \$5 in advance—includes 1 admission, set-up at 7 AM. For reservations and info, call **(617) 253-3776**. Reserve before the 5th to **W1GSL, PO Box 82 MIT BR., Cambridge MA 02139**. Talk-in on 146.52 and 449.725/444.725-pl 2A-W1XM rptr.

APR 24

DAYTON, OH The Southwest OH Chapter of the Quarter Century Wireless Assn. will hold its 1992 annual QCWA Banquet Fri., Apr. 24, the first evening of the Dayton Hamvention. Neil's Heritage House has an outstanding meal for us. C.O.D. bar is at 6:30 PM, the banquet starts at 7:30 PM. George Wilson W4OYI, President of ARRL will be our speaker. Tickets \$16 each, reservations required. QCWA membership is not a requirement to attend. For tickets/info, contact **Bob Dingle KA4LAU, 1117 Big Hill Rd., Kettering OH 45429-1201, (513) 299-7114**. Please make all checks payable to **Robert L. Dingle, Treas. Chapter 9**.

APR 24-26

DAYTON, OH Dayton Hamvention 1992, sponsored by the Dayton ARA Inc., will be held at the Hara Arena Fri., Sat., and Sun. Giant 3 day Flea Market. Free bus service. License Exams Sat. and Sun., by appointment only. Send FCC form 610 (Aug. 1985 or later), with requested elements shown at the top of the form; a copy of present license, and a check for \$5.40 (payable to **ARRL/VEC to: Exam Registration, 8830 Windbluff Point, Dayton OH 45458-2855**; before Mar. 23. No FAXes or Express Mail please! For general info contact **Hamvention, Box 964, Dayton OH 45401-0964, (513) 454-1456**. For lodging info, call **(513) 223-2612** (no reservations by phone); or write **Lodging, Dayton Hamvention, Chamber Plaza, 5th & Main Streets, Dayton OH 45402-2400**; or refer to our 1991 Hamvention program for a listing of hotel/motels located in the Dayton area. For Flea Market info, call **(513) 767-1107**.

APR 26

SOUTHWICK, MA The Hampden County Radio Assn. will sponsor a Flea Market at the Southwick Recreation Center, Powder Mill Rd., Off Rt. 57, beginning at 9 AM. Set-up at 7 AM. Admission \$2, Tables \$7 in advance; \$10 at the door. VEC Exams start at 10 AM; registration is from 9-9:30 AM. Talk-in on 449.175,

146.52. Contact **Fred Gore KA1TBS, 40 Birchwood Rd., (413) 569-3579**, or **Charlie Dunlap K1II, 66 Vining Hill Rd., Southwick MA 01077, (413) 569-5988**.

MILFORD, CT The coastline ARA will sponsor All Class VEC Exams at the Fowler Bldg., 145 Bridgeport Ave., at 12 noon. Contact **Gary NB1M, (203) 933-5125; Dick WA1YQE, (203) 874-1014**. Walk-ins welcome.

WELLESLEY, MA The Wellesley ARS will sponsor a Special Event at the Wellesley Senior High School parking lot, 50 State St., from 9 AM-2 PM. Wheelchair accessible. Admission \$2. Talk-in on 147.03/63 Wellesley rptr. Contact **Gerry Driscoll NV1T, (617) 444-2686**.

MAY 2

CEDARBURG, WI The Ozaukee RC will sponsor its 14th Annual Cedarburg Swapfest from 8 AM-1 PM at the Circle-B Recreation Center, Highway 60 and County I (located 20 miles north of Milwaukee, west of Grafton). Admission is \$2 in advance, \$3 at the door. 4' tables \$3. Set-up at 6:30 AM. License exams start at 9 AM. Talk-in on 146.37/97 and 146.52. Send a SASE to **ORC Swapfest, 11448 Laguna Dr., Mequon WI 53092, Phone (414) 242-4995**.

OWEGO, NY The Southern Tier ARC will sponsor the Southern Tier Hamfest at Marvin Park Fairgrounds, Rte. 17C and Exit 64, from 8 AM-4 PM. 33rd Annual Banquet. VEC Exams. ARRL Forum. Indoor and outdoor Flea Market. Tailgating. Advance tickets \$3, \$4 at the gate. Tailgate \$2 extra. Tables \$15. Banquet (includes general admission), \$18 per person in advance. Contact **STARC, PO Box 7082, Endicott NY 13760**.

MAY 2-3

ANDERSON, SC The Blue Ridge ARS will sponsor the Greenville Hamfest/Electronic Flea Market at the Anderson County Fairgrounds on Sat. from 8 AM-5 PM; Sun. 8 AM-3 PM. Walk-in License Exams. Indoor/Outdoor Electronic/Computer Flea Market. Free Parking. Camping. Early dealer/flea market set-ups with advance registration. Advance tickets \$4, \$5 at the gate. To register, send SASE to **Blue Ridge ARS, Inc., PO Box 6751, Greenville SC 29606**.

MAY 3

SANDWICH, IL The DeKALB Hamfest, sponsored by Kishwaukee ARC, will be held from 8 AM-1 PM at the Sandwich Fairgrounds, Suydam Rd., rain or shine. (Please use the main entrance.) Overnight camping without hook-ups. Free outside tailgating. Advance tickets \$4 each, by Apr. 1, or \$5 at the gate. Inside tables \$10 each. Make checks payable to **Kishwaukee Amateur Radio Club, Contact Howard Newquist WA9TXW, Box 264, Sycamore IL 60178**. Send SASE for info. Talk-in on 146.13/73 and 146.52.

YONKERS, NY The Metro 70cm Network will sponsor a Giant Electronic Fleamarket, 9 AM-3 PM, rain or shine, at the Lincoln High School, Kneeland Ave., off Yonkers Ave. Set-up at 7 AM. VEC Exams. Free parking. No tailgating. Admission \$4, kids under 12 free. Sellers \$15 1st table, \$10 ea. additional table. All tables 30" x 5'; or bring your own table at \$1.80 per ft.—min. \$10. Full payment is due with registration. No reserved tables or spaces will be held past 9 AM. Notification of cancellation must be received 72 hours in advance for a refund. To register, contact **Otto Supliski WB2SLQ, (914) 969-1053**. Register early! Talk-in on 440.425 MHz PL 156.7; 223.760 MHz PL 67.0; 146.910 MHz; 443.350 MHz PL 156.7.

SULLIVAN, IL The Moultrie AR Klub will sponsor a Hamfest at the Moultrie County 4-H Fairgrounds, 5 miles east of Sullivan IL, on the Caldwell Rd. VEC Exams 9 AM-12 noon, by pre-registration. Please send proper documents and a check or MO for \$5.40 made payable to **ARRL VEC**. Send to **Ralph Zancha WC9V, 502 E State St., Lovington IL 61937**. No walk-ins. No charge for flea market set-up. Admission is \$4 per person over 14 years old. Tables \$8. Call **Ralph, (217) 543-2178** days; **(217) 873-5287** eves. Or write to **M.A.R.K., PO Box 91, Lovington IL**

61937. Talk-in on 146.055/655 and 449.275/44.275.

BEMIDJI, MN The Paul Bunyan ARC will hold its annual hamfest at the Bemidji Moose Lodge from 8 AM-3:30 pm. A pancake breakfast will be served at 8 AM. VE Exams, Flea Market. Talk-in on 146.13/73. Contact **Vern Skretvedt KA0KWM**, (218) 751-5514, or **Curt Johnson WB0HUJ**, (218) 751-7920. To register for testing, contact **John Simmons NI0K**, (218) 243-2720.

SPECIAL EVENT STATIONS

APR 4

BACKBONE MTN, MD MADRAS will operate a special event station Apr. 4, 0700Z (12 PM EST) to Apr. 5 0500 (10 AM EST). Counties will include Garret County, MD, and Mineral, Grant, and Preston Counties, WV. CW and SB, near the bottom 25 kHz of the General portion of the band on 80, 40, 20, 15 plus 28.325; also 2 meter SSB 17 and 12 may be available. QSL with SASE to **MADRAS, PO Box 2468, Wheaton MD 20915-2468**.

APR 10

STRATFORD, CT The Stratford ARC will operate W1ORS 2300Z-0400Z to celebrate the 160th anniversary of the Shakespeare Hotel of Stratford CT. Operation will be on 28.360 MHz and 14.240 MHz. For QSL, send QSL and SASE to **Wes Quinn KD1DC**, 30 Coolidge Rd., Milford CT 06460.

APR 11-12

MYSTIC, CT The Titanic struck an iceberg and sank on the evening of Apr. 14, 1912. To commemorate the 80th anniversary of this event, Tri-City ARC will operate Station KA1BB from the Mystic Seaport Museum, from 1300Z-2100Z Sat. and Sun. On these dates, in recognition of continued Amateur Radio community service, admission to the Seaport for Amateurs and their immediate families will be free upon presentation of a valid license. Look for KA1BB in the middle of the General class phone and CW bands -10, 15, 20 and 40 meters, and the center of 10 meter Novice phone band. Send SASE and #10 envelope to **Tri-City ARC, Box 686, Groton CT 06340**.

BAY CITY, TX The Matagorda Co. ARC will operate WA5SNL or any other Matagorda Co. ARS 0000Z-2400Z in conjunction with the Bay City Heritage Day Festival. We will operate all bands in all modes. For QSL, send SASE to **N5QWF, 4404 Doris St., Bay City TX 77414**.

APR 18-19

HONOLULU, HI Hawaii Army MARS members will operate WH6D to commemorate the 50th anniversary of Doolittle's Raid on Tokyo. Activities are planned for all bands, all modes, including the Novice subbands. Look for us at the lower portion of each subband, 1800Z Apr. 18-1800Z Apr. 19. For QSL, please send your card and SASE to **Joe Hao, 3251 Pakanu St., Honolulu HI 96822**.

APR 25

PINE BLUFF/FORDYCE, AR The Jefferson

County ARC will operate N5RHI from 1500 UTC-2300 UTC, to celebrate "Fordyce on the Cotton Belt" in conjunction with Project 819. Operation will take place from Pine Bluff, AR and Fordyce, AR, as well as rail mobile from aboard the refurbished Cotton Belt Railroad Steam Engine #819. Frequencies: Phone-lower 25 kHz of 40, and 20 meter subband, and Novice portion of 10 meter subband. For certificate, send QSL and 9 x 12 SASE, with 2 units of postage, to **Project 819 Special Event Station, 310 West Harding, Pine Bluff AR 71601**.

MARSHALLTOWN, IA The Progressive ARC, in conjunction with the Mid-Iowa Council, Boy Scouts of America, will operate N0JGB 14:00-21:00 UTC, to celebrate the 10th Anniversary of Black Powder and Dutch Oven Day at Camp Mitigwa near Madrid IA. Frequencies: 28.350/28.400, 21.300/21.350, 14.250/14.300, 14.740 and 446.250. For certificate, send QSL and SASE to **David Young N0MVC, Box 907, Marshalltown IA 50158**.

MT PLEASANT, IA Station N0MQA will be in operation from 1400Z Apr. 25-0200Z Apr. 26, from the campus of Iowa Wesleyan College, to commemorate the institution's 150th Anniversary. CW operation will be in the Novice portion of 40 and 15 meters, while voice operation will be in the lower 50 kHz of the General portion of 20 meters, and also on the Mt. Pleasant 147.39 MHz rpt. For a special QSL, send your QSL and SASE to **Roland Shook N0MQA, Iowa Wesleyan College, Mt. Pleasant, IA 52641**.

APR 25-26

ALTOONA, PA The Horseshoe ARC will operate Station W3QZF on the lower portion of General phone, on 40 through 15 meters, and Novice sub band on 10 meters. QSL to **HARC, PO Box 225, Hollidaysburg PA 16648**.

APR 27-MAY 2

DAVIS MOUNTAINS, WEST TX Amateur astronomers/hams representing the Southwest region of the Astronomical League will operate Station K5GH (K5 Galaxy Hunters) at the 11th annual Texas Star Party, located near the Univ. of Texas's McDonald observatory in the Davis Mountains of West Texas. The Texas Star Party is a gathering of amateur and professional astronomers from around the world. Frequencies \pm QRM: 28365, 21365, 14265 and 7265. SSTV and CW contacts on request. For an astronomical theme QSL card, send QSL and SASE to **K5GH-TSP, 721 White Dr., Garland TX 75040**.

MAY 2-3

U.S.S. OLYMPIA The Olympia RAC will operate Station WA3BAT from aboard the U.S.S. Olympia, May 2, 1400-2200 UTC May 3, to commemorate the 94th anniversary of Admiral Dewey's triumph over the Spanish fleet at the Battle of Manila Bay. CW-7.065 2200-0200 UTC; Phone: 3.895, 7.245, 14.245, 21.365, 28.365, all frequencies \pm 5 kHz. For certificate, send QSL with operators number and a 9 x 12 inch SASE to **Olympia RAC, PO Box 928, Philadelphia PA 19105**.

Number 20 on your Feedback card

UPDATES

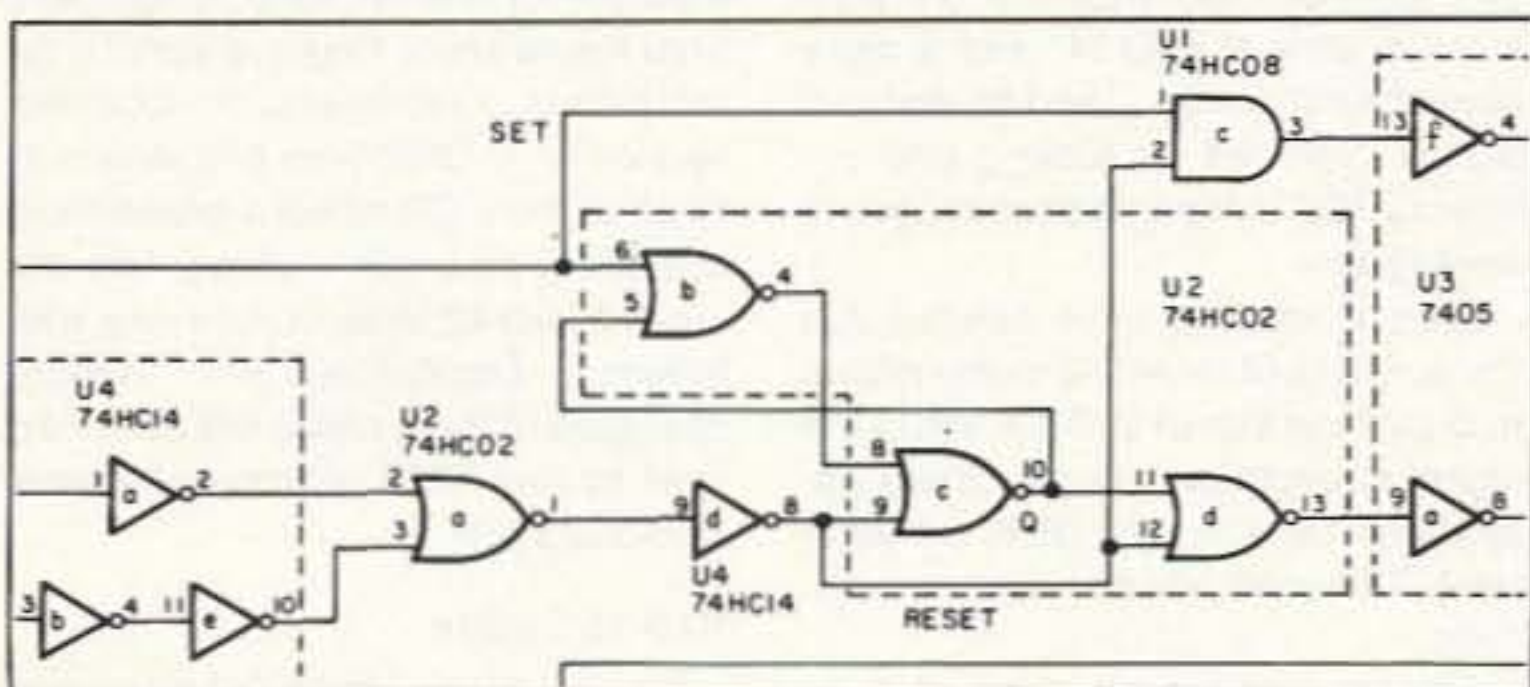


Figure. Partial schematic of the GaAsFET preamp sequencer showing new IC pin numbers corresponding to the PC board layout.

GaAsFET Preamp Sequencer

See the above article on page 8 of the March 1992 issue by Ron Klimas WZ1V. Although the schematic is cor-

rect as printed, if you build the circuit using the PC board the IC pin numbers will be different. See the Figure for a schematic that reflects the pin number changes on the PC board layout. 73

RF POWER TRANSISTORS - TUBES

PARTIAL LISTING OF POPULAR TUBES AND TRANSISTORS IN STOCK

TRANSISTORS		TRANSISTORS		OUTPUT MODULES		POWER & SPECIAL	
CD2664A	\$24.00	2N1522	\$11.95	SAU4	\$49.50	572B/5160L	\$54.95
ECG340	3.40	2N3553	2.85	SAV6	33.70	Match Pr.	119.95
MGF1302	7.95	2N3771	2.95	SAV7	39.95	807 PL	10.95
MGF1402	17.95	2N3866	1.25	SAV12	19.95	810 PL	109.50
MRF134	18.00	2N4048	11.95	SAV22A	49.95	811A PL	13.95
MRF136	21.00	2N4427	1.25	M57726	67.75	Match Pr.	31.90
MRF137	24.00	2N5109	1.75	M57729	69.95	Specify Hor/Vert oper.	
MRF141G	190.00	2N5179	1.25	M57732L	34.70	813 PL	36.95
MRF151G	179.95	2N5589	13.00	M57737	38.95	833A PL	84.95
MRF221	12.00	2N5590	10.00	M55741	59.00	833C PL	89.95
MRF224	17.75	2N5591	14.50	M57745	89.95	M2057 GE	26.95
MRF237	3.70	2N5945	10.00	M57762	76.60	5763	19.95
MRF238	16.00	2N5946	15.00	M57785M	54.95	5894 PL	48.95
MRF239	17.00	2N6080	9.75	M57796	35.70	6146B NAT	13.95
MRF240, A	16.50	2N6081	11.75	MHW SERIES	CALL	Match Pr.	29.95
MRF245	32.00	2N6082	14.75	RECEIVING TUBES		6146B GE	24.95
MRF247	23.35	2N6083	14.75	6AN8A	13.95	Match Pr.	57.95
MRF260	11.50	2N6084	14.75	6AQ5	7.95	6146W	19.95
MRF262	12.75	2N6456	19.75	6AZ8	14.95	6550A	16.95
MRF264	13.75	2S8754	2.50	6BA6	6.95	6973	19.95
MRF309	60.00	2SC730	4.50	6BE6	6.95	7199	18.95
MRF327	62.00	2SC1729	18.25	6BN8	11.95	7289	69.95
MRF421	24.00	2SC1945	5.75	6BQ5	10.95	7558	14.95
MRF422	34.95	2SC1946A	15.65	6BZ6	7.95	7581/KT66	17.95
MRF433	12.20	2SC1947	9.75	6CA7/EL34	CALL	8072	169.95
MRF450	13.50	2SC1955	9.00	6CB6	6.95	8122	159.95
MRF454	14.50	2SC1969	2.25	6CG8A	10.95	8417 GE	19.95
MRF455	11.25	2SC1971	4.80	6CL6	13.75	8873 EI	399.95
MRF455A	12.25	2SC2028	1.95	6CW4	14.70	8875 EI	339.95
MRF458	17.95	2SC2029	3.50	6CX8	11.95	8908 GE	26.95
MRF475	9.25	2SC2053	1.20	6CJ7	12.95	8950 GE	20.75
MRF476	4.00	2SC2075	1.75	6GK6	13.95	Match Pr.	45.90
MRF477	12.50	2SC2094	15.95	6GW8	8.95	2C39A/B	59.95
MRF485	12.95	2SC2097	23.95	6HF5 GE	17.95	3-400Z (#)	124.95
MRF492	15.95	2SC2166C	1.50	6JB6A	CALL	3-500Z P	89.95
MRF497	18.75	2SC2221	8.25	6JG6	CALL	3-500Z EI	142.95
MRF515	2.90	2SC2237	8.40	6JH8	12.95	3-500ZG PL	119.95
MRF555	3.50	2SC2289	15.15	6JS6C GE	18.95	4-400C EI	159.95
MRF559	2.25	2SC2290	15.95	6KD6 GE	18.95	4-1000A (#)	595.00
MRF629	4.25	2SC2312C	5.50	6KV6	CALL	3CX100A5 (#)	69.95
MRF630	3.75	2SC2395	27.75	6LB6	CALL	3CX400A7 EI	329.75
MRF641	19.95	2SC2509	10.85	6LF6 GE	19.95	3CX800A7 EI	329.95
MRF644	23.00	2SC2630	24.25	6LQ6 GE	19.95	3CX1200A7 EI	424.50
MRF646	24.75	2SC2640	17.00	6LR6 GE	19.95	3CX1500A7 EI	624.50
MRF648	29.95	2SC2782	37.75	6LX6 GE	19.95	3CX3000A7 EI	694.50
MRF901	1.50	2SC2783	59.85	6MJ6	CALL	4CX250B EI	99.80
MRF966	3.50	2SC2879	19.95	6SN7GTB	9.95	4CX250R	CALL
MRF1946	15.00	2SC2904	32.50	12BY7A NAT	11.75	4CX300A	CALL
SRF2072	13.75	2SC2905	34.50	12JB6 GE	19.95	4CX350A	CALL
SRF3662	28.50	2SC3101	12.25	27LF6 NAT	21.95	4CX350F	CALL
		J310	1.50	30KD6 SYL	17.95	4CX1500B EI	687.00
						4CX5000A	1085.00

Mgr: EI = Eimac. PL = Penta Labs. Note: (#) = Industrial Boxed Eimac/AmpereX Limited Warranty: 12 month / 3,000 hours on Penta & Eimac transmitting tubes

Price & availability subject to change without notice • Quantity Pricing Available

Satisfaction Guaranteed: If not satisfied with the merchandise you receive, return it within 30 days from the date of purchase to receive refund or exchange (books are not returnable). (Merchandise must be returned in original condition with original invoice & shipping prepaid.)

Orders received by 3 p.m. PST (6 p.m. EST) are shipped same day. Minimum Order \$20. We prefer to ship by UPS. We also offer Federal Express/Airborne/DHL/USPS/etc.

SHIPPING METHOD & CHARGES

BEST WAY: UPS - Shipping & handling charge (1 lb. continental U.S.);
UPS GROUND: 5-8 working days. \$3.50 minimum - Actual charge varies with weight
UPS BLUE: Two working days. \$5.50 minimum - Actual charge varies with weight
UPS RED: Next working day. \$13.50 minimum - Actual charge varies with weight
UPS RED / SATURDAY DELIVERY: Add \$10.00 to next day rate. (Sorry - no C.O.D.)
UPS to Alaska / Puerto Rico / Hawaii / Canada - Order prepaid or VISA/Mastercard.
FIRST CLASS MAIL 7-10 working days. \$4.00 minimum (Sorry - no C.O.D.)

PAYMENT may be by C.O.D. Cash or VISA/Mastercard. C.O.D. Orders add \$4.00
RATED ACCOUNTS: Net 30 upon approval of credit.
CALIFORNIA residents, add appropriate sales tax.
FOREIGN: Add \$5.50 for Small Packet to 10 oz. Air parcel delivery & insurance/regs. available.

Monday - Friday 7:30 a.m. - 5 p.m. PST / 10:30 a.m. - 8 p.m. EST

• EXPORT • O.E.M. • SERVICE • R&D • AMATEUR • MARINE

ORDERS ONLY **1-800-RF-PARTS** NO TECHNICAL
1-800-737-2787

MAIN ORDER LINE **1-619-744-0700** INFORMATION

CUSTOMER SERV. **1-619-744-0750** TECHNICAL
 (10 a.m. - 4 p.m. only)

FAX **1-619-744-1943** FAX



RF PARTS
 1320 GRAND AVENUE #16
 SAN MARCOS, CA 92069

HAMSATS

Amateur Radio Via Satellite

Andy MacAllister WA5ZIB
14714 Knightsway Drive
Houston TX 77083

New Excitement

In the four months since my column on 9600 bps efforts via UoSAT-OSCAR-14 and UoSAT-OSCAR-22, there have been many changes for current and future users. Activity is up, more information is available on modems and the SBBS (satellite bulletin board system) operations have moved to U-O-22. The volume of interesting pictures, programs and news has increased dramatically. Check my December 1991 column for details on getting started with fast packets from space.

Terrestrial packet radio activity and satellite-based systems have several parallels, but also significant differences. On earth, congestion on a packet channel can usually be heard. When several stations are active on a single frequency, a user's TNC (terminal node controller) will wait to transmit when other signals are detected. For satellite work, the only station hearing collisions is the satellite itself. Hundreds of stations in the satellite's coverage area will listen for its prompt, and transmit simultaneously when the



Photo A. U-O-5 (U-O-22) preparation at Kourou, French Guiana prior to launch—from NK6K via U-O-14.

space-based system declares an available slot for interactive access or a possible opening in the broadcast queue.

Transactions between the users and the satellite are crossband and full duplex. Thanks to the program PB.EXE for PCs and clones, a station monitoring the downlink even without transmitting has an excellent chance of collecting a complete listing of the onboard directory and retrieving many complete files just by employing the "grab-all" feature while tuned to U-O-22's downlink of 435.120 MHz FM.

For those who can transmit to U-O-22 on 145.900 MHz FM, holes in files can be plugged by sending "fill" re-

quests and directories can be updated much faster with transmitted directory requests.

In recent months changes have been made to the user software, especially PB.EXE. The new software can be downloaded from the satellite using the old software. The December version of PB.EXE had some bugs that required user intervention to correct errors. The latest edition from the University of Surrey and Jeff Ward G0/K8KA was released in mid-February and took care of many of the problems encountered with the pre-Christmas version.

Once the program PB.EXE is started, there's plenty to do keeping antennas aimed and frequencies centered, but the keyboard work to get files from the satellite has diminished. Useful additions to PB.EXE include an interactive directory that allows the user to view the contents during a pass as it receives updates, and to make changes to file status. The default is that all files be "grabbed." The user can change this to "Never" get the file, "Automatic" fill or "Priority" collection. While browsing through the list, picture files like ITAMSAT.JPG or JAS-1.JPG may look interesting, while gateway traffic and satellite data files may not. Files of interest can be tagged "A" for automatic capture or "P" for priority collection. The program will take care of the rest by requesting that the files be sent and filled as needed.

A few picture files downloaded from space are shown as photos this month. These shots of the CRT depict the wide range of images available from the SBBS. Most picture files are compressed before uploading with a compression technique called JPEG (pronounced jay-peg) which stands for "Joint Photographic Experts Group." To view

these compressed images they must be converted to a form, such as GIF (Graphics Interchange Format), that can be viewed on most computers. This decompression can be done with programs like JPG2GIF (packaged with GIF2JPG) and Image Alchemy (conversions for several formats). Both are available from Handmade Software, Inc., 15951 Los Gatos Blvd., Suite 7, Los Gatos CA 95032. The shareware versions of these programs can be found on many bulletin boards and have also appeared as downloadable files on the satellite. A registered version of the JPG2GIF/GIF2JPG program set is \$20, while




Photo B. A-O-13 ready for launch integration—picture from DB2OS via U-O-14.

the registered Image Alchemy package is \$80.

JPEG files are 24-bit images that cannot be viewed directly on the typical VGA display system unless the system has a Targa board or an XGA-compatible IBM PS/2. The JPEG compression technique is also "lossy." Data is lost through the process of compression from GIF to JPG and back again. This is very noticeable if a very low Q, or quality factor, is specified when making a JPG file from a GIF image. To save space on the satellite and make uploading easier, some pictures have been over-compressed, causing loss of definition when the file is later expanded to a GIF file for viewing. A typical 150K GIF picture can be compressed to 30K without serious losses, but will become grainy with further compression.

The U-O-22 Switch

In early February Jeff Ward posted a message on U-O-14 announcing an immediate move of SBBS activity to U-O-22. The move was necessitated by difficulties with non-amateur use of the satellite by SatelLife (primary supporter of U-O-22) and other organizations. While U-O-22 worked well on amateur frequencies, the system didn't work well on the out-of-band commercial downlink.

Until further notice U-O-14 will not transmit on amateur frequencies. It will be used by SatelLife and VITA (Volunteers in Technical Assistance).

U-O-22 will be dedicated to amateur activity. The downlink will be permanently on 435.120 MHz FM. This will cause some conflict between SBBS users and CCD image enthusiasts, but this satellite has twice the program storage area of U-O-14, and a more powerful transmitter. The University of Surrey crew will be looking into on-board JPEG compression of images to save space.

Several stations have noticed that the downlink of U-O-22 is more difficult to copy than that of U-O-14. While the signal strength is stronger, there appears to be a higher BER (bit error rate). There are two possible explanations.

The primary reason some stations have problems is the design of the U-O-22 transmitter. The U-O-14 design uses a crystal-controlled modulator while U-O-22 uses a PLL (Phase-Locked Loop) modulator. The U-O-22 circuit appears to have some undesirable low-frequency cutoff characteristics.

Some stations never noticed a problem, while others could not even copy the U-O-22 signals with regularity. Modifications to various systems are under study. The goal is to boost low frequency response (more bass!) in the input filtering from the receiver discriminator to the demodulator circuitry. A new 9600 bps modem from TAPR is expected soon with appropriate circuitry for full duplex and good U-O-22 receive capability.

The other reason for possible reception problems is interaction of the downlink modulator with the transputer circuitry on board the satellite. This problem is very slight, but the result is that the BER noted with U-O-14 will always be less than with U-O-22, even when the frequency response anomalies are resolved in affected ground stations. The difference is slight, but it is not correctable. In the meantime the crew at the University of Surrey are working on upgraded user software and methods to optimize amateur access of U-O-22.

Korean Hamsat

In addition to taking care of amateur operations and commercial interests,



Photo C. Italian microsat under construction—photo uploaded by I3RUF to U-O-14.

efforts are also underway in Surrey to complete another completely amateur satellite, called KITSAT, for the Korea Institute of Technology. Engineers from Korea are in England working on this project. It represents an upgraded version of U-O-22 with two lens systems on the CCD camera experiment: one for wide-angle viewing, like the current U-O-22 system, and one with telephoto capabilities. After launch, operation of the satellite will be turned over to the KARL (Korean Amateur Radio League).

STS-45 Update

Four hams are scheduled for launch with STS-45 on March 23rd. As reported previously, the ham operation will be limited to voice on 2 meters, but more casual operations are expected with the ham community on earth.

The primary callsign to be used is N5WQC, belonging to astronaut David

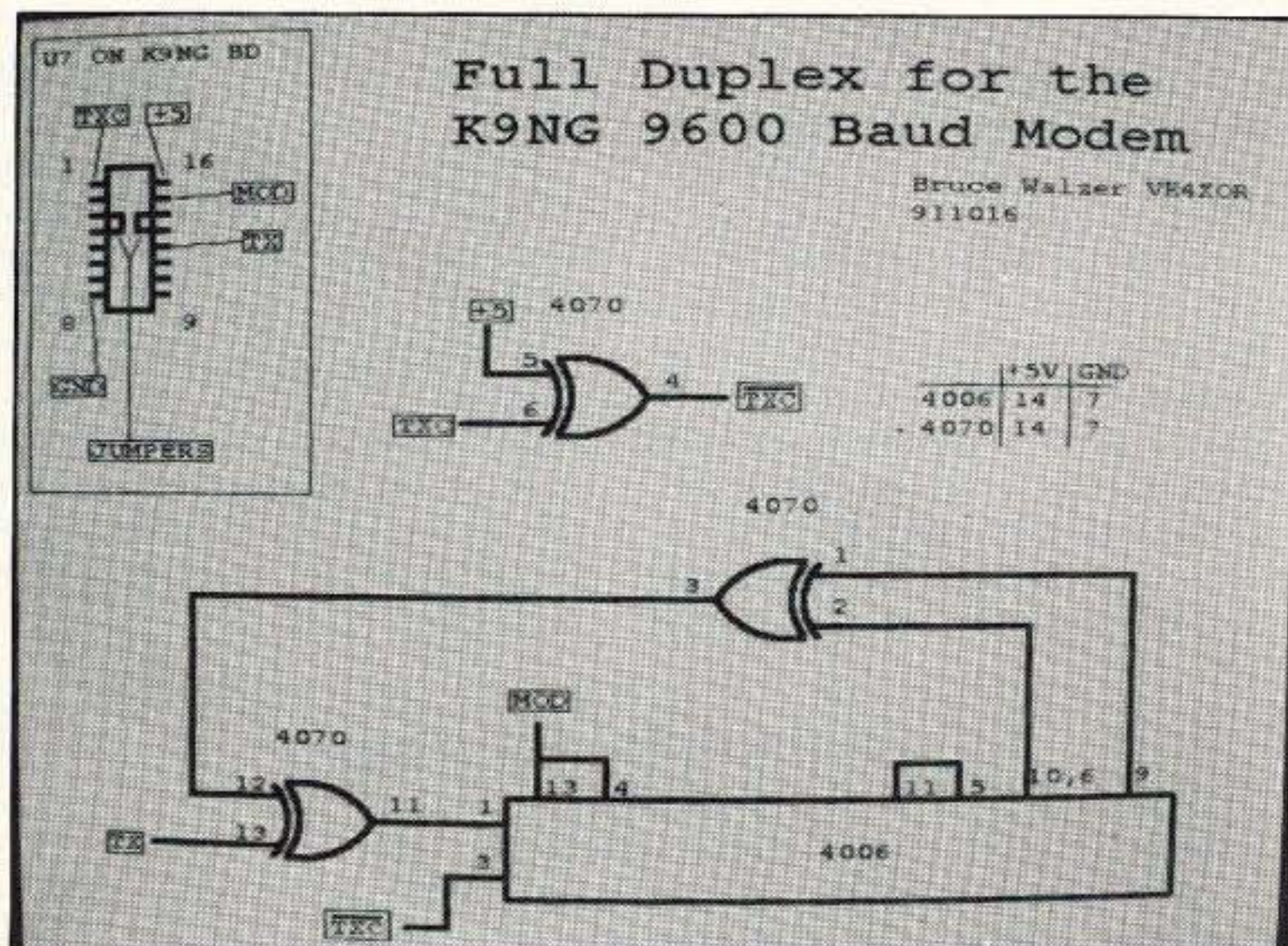


Photo D. Even schematics can be sent via satellite. This one shows modifications to a single K9NG modem to allow full-duplex operation for U-O-14 operation.

Leestma. Other hams on board include Brian Duffy N5WQW, Dr. Dirk Frimout ON1AFD, and Kathy Sullivan, who recently passed her Technician class test.

Unlike operations from the Russian Space Station *Mir*, shuttle activity is never simplex. The primary downlink is

145.55 MHz FM, but the uplinks to be used are on 144.91, 144.95 and 144.97 MHz FM. Some school activity is anticipated along with schedules over Europe, but most of the ham activity is expected to be open for random contacts. Be sure to listen on 145.55, but avoid transmitting there. **73**

CIRCUITS

Number 22 on your Feedback card

Great Ideas From Our Readers

Power Supply Load Fixture

Regulated power supplies are simple to construct today, but the regulation of high-amperage supplies can be checked only with known loads. At a recent hamfest I discovered several 2-ohm 100-watt wire-wound power resistors, and immediately designed and constructed the test fixture described below and illustrated in Figure 1. With certain switches open or closed, as listed in Table 1, load resistances from 0.66 to 6 ohms are available. This table also gives the amperage drawn from the power supply for each resistive load value selected at the usual +13.8

VDC. For other voltages, Ohm's law will disclose the amperage drawn.

A hamfest, or a local ham who was licensed in the 1940s or 1950s, are about the only cheap sources of 20 ampere toggle switches, aircraft type. Open-knife switches can also be used, or you could use alligator clips on the ends of interconnecting wires in place of switches. Because maximum current in this circuit will be slightly more than 20 amperes at 13.8 VDC, use AWG 12 insulated stranded copper wire for all wiring. Keep your hands away from the resistors. They can get hot!

J. Frank Brumbaugh KB4ZGC
Bradenton FL

Switches*					Ohms	Amps at 13.8 VDC
1	2	3	4	5		
C	O	O	O	O	6	2.34
O	C	O	O	O	4	3.45
O	C	C	O	O	3	4.60
C	O	C	O	O	2	6.90
O	C	C	C	O	1	13.80
C	O	C	O	C	0.66	20.72

*C = switch closed; O = switch open.

Table 1. Switch positions vs. load E & I.

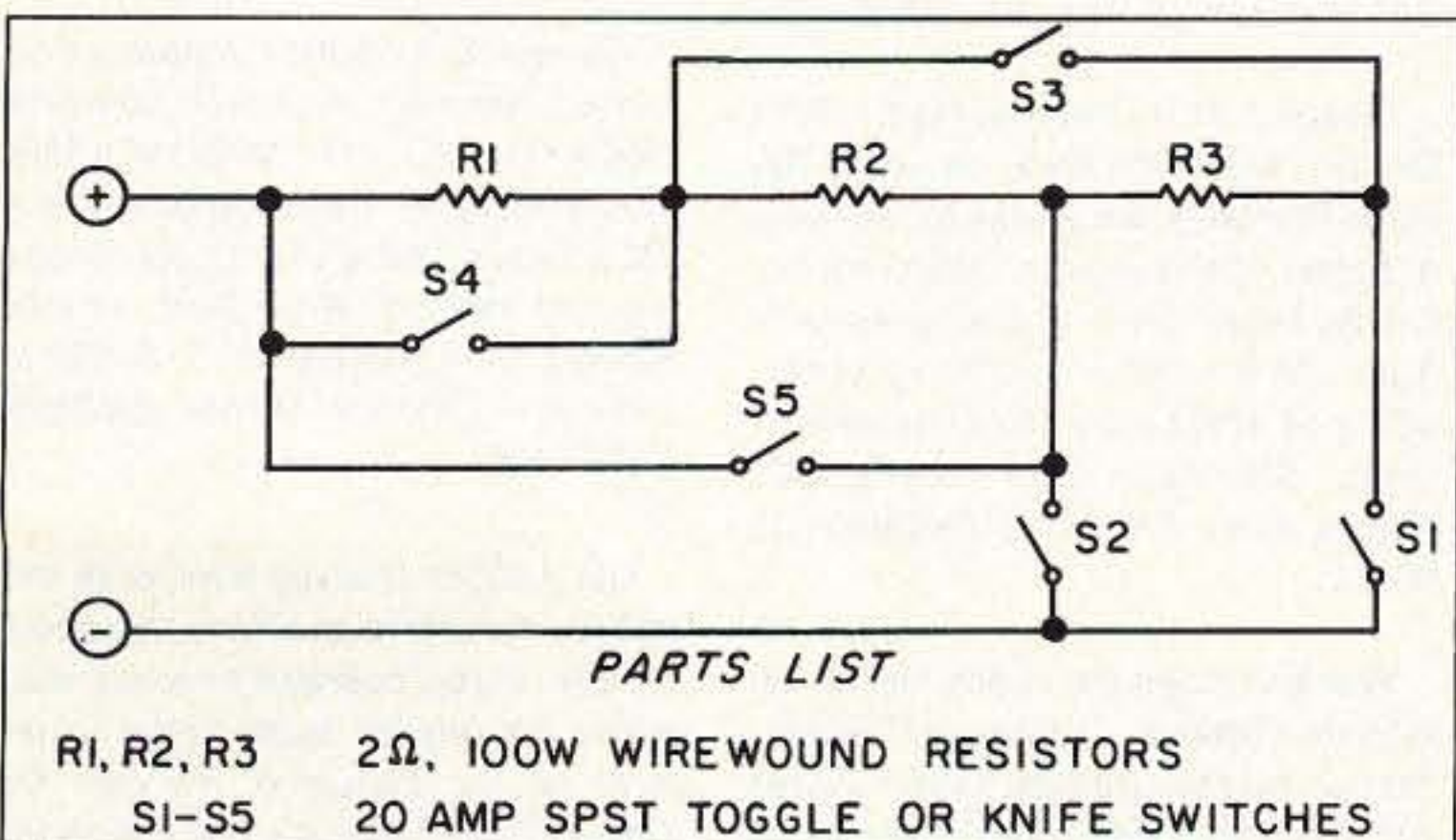


Figure 1.

NOW YOU CAN AFFORD THE BEST!

Engineered for the Ham, the finest in Crank-Up, Free-Standing or Guyed Towers is from Tri-Ex. For over 30 years, the INDUSTRY standard-backed with Defense and Aerospace technology.

MW SERIES

Self-supporting when attached at first section - will hold normal Tri-Band beam; 25', 33', 50', and 65' heights.

W SERIES

Aerodynamic tower designed to hold 9 sq. ft. in a 50 MPH wind at 36' and 51' heights. 67' tower rated for 6 sq. ft.

LM SERIES

"W" brace motorized tower. Holds large antenna loads. Models at 37', 54', and 70' heights.

TM SERIES

Tubular construction for larger antenna loads at 70', 90' and 100' heights. Free standing, with motorized operation.

TO ORDER CALL
800-328-2393

TECH SUPPORT
209-651-7859

FAX • 209-651-5157



Quality Structures since 1954



7182 Rasmussen Ave.
Visalia, CA 93291

CIRCLE 22 ON READER SERVICE CARD

OCEAN STATE ELECTRONICS

DELUX CODE KEY

Adjustable, heavy duty brass base with ball bearing pivots. Designed for hard usage. 3/16" plated contacts.



\$11.75

MASTERING THE MORSE CODE

This book teaches the beginner how to learn the Morse Code. Some of the topics covered are Rules for practicing the Morse Code, the code alphabet, how to send and receive code, how to build and hook up a code practice oscillator. 32 pages.

\$2.50

CODE PRACTICE OSCILLATOR & MONITOR IN KIT FORM OR WIRED

A solid-state code practice oscillator and monitor that uses the latest IC circuitry. It contains a 3" built-in speaker, headphone terminals, a volume control and a tone control. It is a attractively packaged with a two color panel. With the addition of a few parts, the unit can easily be converted into



CW monitor. It can therefore be used as an operating aid after the code has been learned.

Kit \$19.95
Wired \$24.95



0-1MA EDGEWISE PANEL METER

Very popular 0-1MA edgewise meter. Used in many projects. 200µA movement 0-1 scale. Two ear flanges with holes for mounting. Measures 1 1/2"W x 7/8"H x 1 1/2"D. Approx. 1 7/8" mounting centers.

\$3.75

REGULATED POWER SUPPLIES 13.8 VDC

Perfect for ham equipment, CB's, car stereo's and other 13.8 VDC items. LED on indicator, short circuit protection. Binding post output.



3 AMP \$29.50
4 AMP \$39.50
6 AMP \$46.50
10 AMP \$79.50
20 AMP ... \$119.50
25 AMP ... \$129.50

COPPER CLAD PC BOARD

One oz. copper (.0024") on phenolic base. Popular 5" x 7" size.



\$1.50

VERNIER DIALS

1-1/2" Dia. 0-10 .. \$8.25
1-1/2" Dia. 0-100 \$9.25
2" Dia. 0-100 \$10.25



TO ORDER

CALL 1-800-866-6626 OR WRITE

OCEAN STATE ELECTRONICS

P.O. Box 1458

Westerly, R.I. 02891



Min. order \$10.00
Include \$4.00 S/H



R. I. Residents add 7% Sales Tax

ORDERS RECEIVED BY 1:00 PM EST-SHIP SAME DAY!

CALL 1-401 596-3080 OR WRITE FOR FREE 112 PAGE CATALOG

CIRCLE 227 ON READER SERVICE CARD

RTTY LOOP

Amateur Radio Teletype

Marc I. Leavey, M.D., WA3AJR
6 Jenny Lane
Baltimore MD 21208

The BayCom Program

For the past several months, we have been looking at various schemes to use a computer on radioteletype. From sophisticated interfaces to plug-in cartridges, there seems to be an answer for everyone. Everyone except the person on a limited budget, that is. Well, this month, I have the answer for that situation as well.

Over the past several years, a program has evolved under the hands of German hams Florian Radlherr DL8MBT and Johannes Kneip DG3RBU, with the help of Rudi Dussmann DK5RQ and Christian Lachner DL5RL, which allows a plain old PC-compatible computer to run RTTY with only a simple audio-to-TTL interface card. The BayCom terminal program has been hindered by one simple fact: The manual, prompts and help file were all written in German. Thanks to an English translation by Denis Godfrey G0KIU, the latest version of BayCom, Version 1.4, represents an exciting vehicle for getting a PC-compatible computer on packet, *without* a TNC.

From the authors of an earlier work, the widely circulated "Digicom" for the C-64, BayCom will run on an XT, AT, or 386 system, and supports all displays through VGA. It will run from either a diskette or hard disk, though the latter is clearly preferable. To dispense with one vital question quickly: No, it is not entirely interface-free. After all, you cannot just hold your mouse near the transceiver and expect to operate! No, BayCom requires a simple interface, which in essence is a simple modem board. The requirements for such a board are given in Table 1. Hardware kits for constructing a suitable modem are available from the authors (the details are given later in this column).

The program itself is modular in design, which gives it the flexibility to run on many machines. A TSR (terminate and stay resident) kernel, called L2.EXE, allows the computer to monitor the radio, even when other programs are being used. About 90K of conventional RAM is used for this program. There is no data, and I have no information regarding any testing, as to whether or not this kernel will LoadHigh with DOS 5.0 or other memory managers into high memory, or into extended or expanded memory.

Anyway, once loaded, the interface is accessed through SCC.EXE, the user interface module. Data particular to the individual station, callsign, screen parameters, and the like, is stored in an initialization file, and may be easily changed. There is even a

routine, called OFF.EXE, which will unload the L2.EXE module, freeing all of the conventional RAM, provided, of course, that no other RAM resident program has been loaded after L2.EXE.

Once loaded, BayCom presents a rather typical screen for packet communication. It features about all the modes and options of TNC-based systems, all without the TNC! With many of you having expressed interest in putting PC-compatible systems on packet without investing several hundred dollars in another "box," this might be just the answer.

You can get BayCom on many local and national bulletin board systems. If you like, I will be happy to send it to you, on disk with the English manual, for the customary offer: Send a disk (either 5- or 3+-inch), a STAMPED SELF-ADDRESSED DISK MAILER, and \$2 in US funds to the address at the top of this column, and I'll send you a copy by return mail.

If you'd like one of the modem kits, they are available from the BayCom authors as follows (note that prices are in deutsche marks; please check the conversion rate current for your area): program with instructions (state disk format), 20 DM; PCB only with construction manual, 12 DM; complete kit including TCM3105 modem, 89 DM; update kit for digital squelch, 10 DM; surface-mount modem kit, 94 DM. Send requests to: Rudi Dussmann, Kto 190786-859, Postgiro Office, Nuernberg, BLZ 76010085, Germany (and be sure to mention 73 *Amateur Radio Today's* "RTTY Loop"!). My thanks to Crispino Messina I5XWW, for his help in making these programs available.

Three Treats from MFJ

As long as we're talking about packet this month, and given that much of packet is on VHF, let me take a minute more to tell you about three bargains available from our friends at MFJ. How many hams operate VHF packet by plugging the TNC or computer into a hand-held unit, and operating with the limitations of the rubber ducky antenna? Well, no more! For under twenty bucks you can have a fully functional antenna for 2 meters or higher bands. UNDER TWENTY BUCKS!

The MFJ-1750 5/8-wave 2 meter ground plane handles 300 watts, with SWR under 1.5:1 over the entire band. One U-bolt mounts the weatherproofed aluminum antenna to any mast, where it should perform beautifully for years.

For traveling, the MFJ-1730 pocket roll-up "J" 2 meter antenna will roll up into your pocket, and unroll to create a classic "J" antenna. This is an omnidirectional gain antenna which does not require a ground plane, perfect for hotel rooms and camping out.

The budget-conscious ham will be

interested in the MFJ-1740 quarter-wave ground plane. Tunable to the 144 MHz, 220 MHz, or 440 MHz band, this represents an affordable way to put the station on the air.

Listing at \$19.95 for the MFJ-1750, \$14.95 for the MFJ-1730, and only \$12.95 for the MFJ-1740, these are certainly affordable alternatives to some of the more expensive skyhooks out there. I might just put one up myself! Contact MFJ at (800) 647-1800 to order, or (601) 323-5869 for information, or write them at P.O. Box 494,

Mississippi State MS 39762 for details. Be sure to tell them you read about it here, in RTTY Loop.

Until next month, keep those cards and letters coming; I enjoy every one of them. Mail them to the above address, or Email me on CompuServe (ppn 75036,2501), Delphi (username Marc-WA3AJR), or America OnLine (Marc-WA3AJR). We'll uncover more goodies for you next month, and you never know where I might turn them up. But you can find them here, in "RTTY Loop." 73

Table 1. Serial Port Requirements

Signal	25-pin	9-pin	Description
DTR	20	4	Send data $\pm 10V$
RTS	4	7	PTT, high-active, $-10V = RCV$, $+10V = TRN$
CTS	5	8	Receive data
GND	7	5	Ground

Number 24 on your Feedback card

HAM HELP

Your Bulletin Board

We are happy to provide Ham Help listings free on a space available basis. To make our job easier and to ensure that your listing is correct, please type or print your request clearly, double spaced, on a full (8½" x 11") sheet of paper. Use upper- and lower-case letters where appropriate. Also, print numbers carefully—a 1, for example, can be misread as the letters l or i, or even the number 7. You may also upload a listing as E-mail to Sysop to the 73 BBS, (603) 525-4438, 8 data bits, 0 parity, 1 stop bit. Please remember to acknowledge responses to your requests. Thank you for your cooperation.

Wanted: Manual and schematic for Hammarlund HQ-180AX general coverage receiver. I will pay for originals or copies. Kelly Andrews KD4EWG, 8608 Timberwind Dr., Raleigh NC 27615. (919) 870-6923.

Very tight budgeted ham is looking for FL-32 and FL-34 filters for the ICOM IC-720A transceiver. Also, a service manual for same. Please send fair price quote. Thank you. Art Brigman, 243 Weiss St., Buffalo NY 14206.

Disabled Army Veteran Ham (709th Ord Bn, 1958-60), living on Social Security Disability, would like to receive a donation of a complete station for HF bands, either CW or phone; preferably tube equipment in working order. Might be able to pay shipping retroactively. Charles J. Bral N9KPL, 901 Maple Ave., Rm. 617, Evanston IL 60202.

Wanted: Instruction book for the Micronata Dynamic Transistor Checker, catalog number 22-025. Glenn Torres KB5AYO, Rt. 1 Box 580-B, Reserve LA 70084.

Needed: Service manual or copy for: (1) Frequency meter 20-1000Mcs, Model FM-3 Serial No. 4035, made by Gertsch Products Inc., Los Angeles CA, USA. (2) Time Mark Generator, Model 180 A, Serial No. 010468, made by Tektronix Inc., Portland OR, USA. Kerry Summerfield, 42 Juniper Rd., Mairangi Bay, Auckland 1310, New Zealand. Phone and Fax +64 (9) 479-5313.

Needed: Schematic and manual for Conar Model 280 Signal Generator. Photocopy OK. Dave Jorgenson N7OWT, 693 Darkwood Pl., Beaver-creek OH 45430. (513) 429-3628 eves.

The Club members of Larkana SW Listeners Club and Library are looking for those Hams, DX Clubs, Publishers, and Manufacturers, which are interested in donating technical books about Amateur Radio and QRP transceiver/receivers (10, 20, 40, 80 meters), to newcomers. We will pay postage. AP2AHQ, President LRLC, H.No:1989/A.1 Shaikh St., Karma Bagh Larkana 77150, Sindh Pakistan.

Wanted: Schematic diagram for Advanced Receiver Research converter Model R144VD. (144 MHz in/28 MHz out). Please let me know how many IRCs I should send you for photocopying and mailing. Ron Gang 4X1MK, Kibbutz Urim, Negev MPO, 85530 Israel; or via Packet 4X1MK @4Z4SV. ISR.MDLE.

Re: KJ6DO—Did you ever work this call at Johnson Island? Any info about old QSL cards, operator's names, etc., would be greatly appreciated in my hunt for the history of my call. Dr. Chuck Bowers KJ6DO, 837 Ridgeview Ct., Oakdale CA 95361.

WATCH FOR US!

TECHNITRON AMERICA

MANUFACTURER OF "ALL AMERICAN" SHOUP-KITS
HIGHEST QUALITY • HIGH PERFORMANCE
AFFORDABLE • QRP • SUPER EASY-TO-ASSEMBLE
DESIGN • RF COILS PRE-ALIGNED

'SHOUP-KITS' MULTI-PUSH BUTTON DESIGN
FEATURE • BELLS & WHISTLES • STABILITY
FOR SERIOUS QRP OPERATING
(UNLIKE BARE BONE TOYS)

Our RX & TX VFO's have calibrated dials, J.B. 10:1 drives.
Beautiful custom metal cabinets. • Front mounted speaker
• optional Internal AC power Supplies • Battery Holder

— NEW 'SHOUP-KITS' COMING SOON —

• RX 8040 QRP RECEIVER • CW/SSB AUDIO FILTER—
FOR EXISTING RIGS • TX 8040 QRP TRANSMITTER

• PS-A,B INTERNAL AC SUPPLIES (OPTIONAL)
• QRP TUNER • WRM-1 YOU CAN MONITOR
YOUR RIG ON ANY POCKET RADIO

• • • AND THERE WILL BE MORE • • •

Watch for details on how to
WIN a FREE fantastic 'SHOUP-KIT'.

TECHNITRON AMERICA

3579 GRANDJEAN RD. ROSE CITY, MI 48654
(517) 685-2322

CIRCLE 149 ON READER SERVICE CARD

TWO METER SPECIAL

MOT MICOR ACC:

8F CABLE	\$ 9.00	2F SCAN	\$ 5.00
SPEAKER	\$ 7.00	4F HEAD, 4F SCAN	\$12.00
MICS	\$10.00		

GE EXEC II: 138-155 MHz, 40 WATT, DRAWER UNIT ONLY, \$45.00 EACH:
WITH ACC, \$115.00 EACH.

GE EXEC II: 42-50 MHz, 50 WATT, DRAWER UNIT ONLY, \$65.00 EACH:
WITH ACC, GROUP, \$110.00

PORTABLES, STANDARD HX-300, ZCHAN, 132-144 MHz \$75.00 EACH.
50-MOT MICORS T74RTA 3803BASP11—ALL ACC., AS IS \$165.00 EACH.

80 Standard Series, 300 Portable with chargers. 139-150 MHz . . . \$115.00
MT 500 HB 150-160, 4F TONE, 1 SET ELEMENTS, AS IS \$90.00

CALL OR WRITE FOR CURRENT FLYER.

ALL SALES "CASH" OR "CERTIFIED FUNDS" SHIPPED BY UPS.

C.W. WOLFE COMMUNICATIONS, INC.

1113 Central Avenue
Billings, Montana 59102

★ FAX ★ FAX ★ FAX ★
(406) 252-9617

★ TELEPHONE ★ TELEPHONE ★
(406) 252-9220

CIRCLE 20 ON READER SERVICE CARD

All Aluminium

Chassis Kits	Rack Shelves
Cabinet Kits	Rack Equipment Cabinets
Assembled Cabinets	Antenna Grounding Kits
Slope Box Kits	Tower Mounted Box Kits
UHF & VHF Antenna	Other enclosures
Power Divider Kits	

Small sheets Aluminum and Brass

Byers Chassis Kits

Charles Byers K3IWK

5120 Harmony Grove Road, Dover, PA 17315
Phone 717-292-4901

Between 6PM and 9:30PM EST, Eves.

CIRCLE 222 ON READER SERVICE CARD

TigerTail™

Range Extender for
2 meter Handhelds

- Boosts Signal from Flex & 1/4 wave Antennas
- Lowers Radiation Angle
- Improves both Receive and Transmit
- Raises Low Power Performance
- Saves your Battery Pack

- Easy to Use
- Unobtrusive
- Easily Concealed
- Snaps on Handheld
- Weighs only 1/3 oz.
- Adds No Bulk or Height

Antennas West
Box 50062-S, Provo, UT 84605 1-800-926-7373

See and Hear the Difference

7.95

CIRCLE 107 ON READER SERVICE CARD

Speak To The World

Amateur Radio Language Guide

- Written especially for the ham radio operator
- Hundreds of phrases • Vol. 1—incl. French, Spanish, German, Japanese, Polish • Vol. 2—incl. Swedish, Italian, Portuguese, Croatian, Norwegian. Vol. 3—incl. Russian, Danish, Czech, Korean, Hawaiian. **ONLY \$10**

Send \$10 per vol. in U.S. (outside U.S. \$12.50 per vol.)

ROSE, P.O. Box 796, Mundelein, IL 60060-0796

CIRCLE 134 ON READER SERVICE CARD

Say you saw it in 73!

THE RF CONNECTION

"SPECIALIST IN RF CONNECTORS AND COAX"

Part No.	Description	Price
PL-259/USA	UHF Male Phenolic, USA made	\$.70
83-15P-1050	PL-259 Phenolic, Amphenol	.89
83-822	PL-259 Teflon, Amphenol	1.75
PL-259/ST	UHF Male Silver Teflon, USA	1.50
UG-175	Reducer for RG-58	.20
UG-176	Reducer for RG-59 & MINI 8	.20
UG-21B/U	N Male RG-8, 213, 214, large body	5.00
9913/PIN	N Male Pin for 9913, 9086, 8214	
(now in gold)	fits UG-21D/U & UG-21B/U N's	1.50
UG-21D/9913	N Male for RG-8 with 9913 Pin	3.95
UG-21B/9913	N Male for RG-8 with 9913 Pin	5.75
UG-146A/U	N Male to SO-239, Teflon USA	6.00
UG-83B/U	N Female to PL-259, Teflon USA	6.00

"THIS LIST REPRESENTS ONLY A
FRACTION OF OUR HUGE INVENTORY"

(SEE US IN DAYTON AT BOOTHS 155 & 156)

THE R.F. CONNECTION

213 North Frederick Ave. #11W
Gaithersburg, MD 20877

ORDERS 1-800-783-2666

INFO 301-840-5477 FAX 301-869-3680

PRICES DO NOT INCLUDE SHIPPING
PRICES SUBJECT TO CHANGE
VISA, MASTERCARD, ADD 4%
UPS C.O.D. ADD \$4.00 PER ORDER

CIRCLE 115 ON READER SERVICE CARD

1691 MHz Weather Satellite System

1691 MHz Hemt Pre-amp. model TS-1691-P.Amp	\$299
1691 MHz Receiver model TS-1691-Recvr	\$450
Decoder Board & Software model TS-VGA-SAT3	\$300
Decoder Board & Software model TS-VGA-SAT4	\$399
Low Loss (microwave) Coaxial Cable (65 ft) with connectors. model 1691-coax ass'y	\$55
1691 MHz Loop-Yagi Antenna model 1691-LY(N)	\$99
1691 MHz Loop-Yagi Extension model 1691-LY-XTN	\$85
Demonstration Disc (IBM-PC VGA compatible) of signals recorded from WX-SAT system.	\$5

Shipping: FOB Concord, Mass.

Prices subject to change without notice.



SPECTRUM INTERNATIONAL, INC.
Post Office Box 1084, Dept. S
Concord, Mass. 01742, U.S.A.
Phone: (508) 263-2145
Fax: (508) 263-7008

CIRCLE 183 ON READER SERVICE CARD

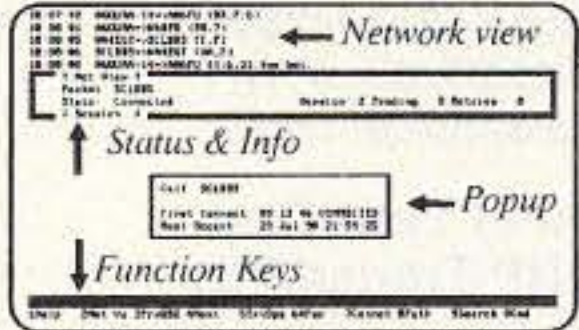


GOLD QST

AEA and Kantronics Owners: You need
the advanced features in PKGOLD for AEA and
KaGOLD for Kantronics. Put away Pakratt,
Hostmaster, Lan-Link Acuterm, even TCP/IP.
Superior features & performance in all modes.

You Compare:

File transfers,
conferences,
Multi-Session
power, Cut and
Paste buffer,
Scroll Back
buffers, Robot
CQ mode in all



non-Packet
modes, Logging, Packet and ARQ Quick
Connects, Screen blanker, DOS shell, and
much more. Requires 8088 to 80486 DOS
systems, desk or laptop, 25/43/50 line mode.
User selected colors, any serial port, runs in
Windows & Desqview. KaGOLD requires ver
5.0 ROM. PkGOLD runs on any AEA TNC. Easy
install, easy to run, powerful features. The
choice of demanding users worldwide.

How to Order: KaGOLD or PkGOLD with
Manual, Online Help, Sound Tutor disk,
Technical Support, Landline BBS access is
only \$79.95, plus \$5 for S&H. CA res add
7.75% sales tax. InterFlex Systems, PO Box
6418, Laguna Niguel, CA 92607-6418. (714)
496-6639. Include your callsign. VISA/MC

CIRCLE 77 ON READER SERVICE CARD



The ultimate advanced technology —
when you need it most.

P.O. Box 502
Ft. Lauderdale, FL 33302 Call Sonny
(305) 523-6369

THE BOTTOM LINE: "MAXCOM"WORKS"
CIRCLE 101 ON READER SERVICE CARD



Quality Microwave TV Antennas

WIRELESS CABLE - IFTS - MMDS - Amateur TV
Ultra High Gain 50db(+) • Tuneable 1.9 to 2.7 Ghz.
• 55-Channel Dish System \$199.95
• 36-Channel Dish System \$149.95
• 20-Channel Dish System \$124.95
• Optional Commercial Grid Antenna (not shown) Add \$50.00
• Yagi Antennas, Components, Custom Tuning Available
• Call or write (SASE) for "FREE" Catalog

PHILLIPS-TECH ELECTRONICS
P.O. Box 8533 • Scottsdale, AZ 85252
(602) 947-7700 (\$3.00 Credit all phone orders)
MasterCard • Visa • American Express • COD's • Quantity Pricing

CIRCLE 249 ON READER SERVICE CARD

SWISSLOG

"WOW, WHAT A PROGRAM! ..This is
absolutely the best logging program I have
ever used. Believe me I have purchased
copies of them ALL."
Kenneth R. Wells, V73CT Kwajalein Is.

"SWISSLOG is about the most fantastic
logging program I have ever seen. Its true
beauty when I use it in demonstrating
signal paths all over the world, to parents
when they visit ..
Ed Karsin, W3BMW & The Kids of
Alderice H.S.

Ed Karsin, W3BMW & The Kids of
Alderice H.S.

SWISSLOG does it all..Log, Sort,
Print QSL's & Labels. Award tracking,
MUF map with grayline. Go resident for
packet. Conversion from K1EA, DXLOG
etc. Contest mode for dupes etc. Too
much to describe.
Requires IBM/Compat. 512K,HD.

MONEY BACK GUARANTEE

TO ORDER: SEND \$78 (\$75 + \$3 ship.)
Include: Disk Size, Call, Phone #
N.Y. State residents add 7.5% Tax
SEND TO: F.G.L. Inc.
157 Broadway, Amityville N.Y. 11701
(516) 598-0011

CIRCLE 133 ON READER SERVICE CARD

Michael Bryce WB8VGE
2225 Mayflower NW
Massillon OH 44646

Build Your Own QRP Transmitter

What's been your excuse for not trying QRP? Don't have the time to build a small transmitter? Can't find the parts for your project? Perhaps you've never built a QRP transmitter and don't have the test equipment to trouble-shoot the transmitter if it fails to operate.

Well, have I got a project for you this month! It's a small crystal-controlled transmitter, already built and ready to go. Add a crystal, key and power supply and you're on the air with up to 2.5 watts of RF. The power output is determined by the operating voltage of the unit. The transmitter will provide a nominal 1.75 watts at 14 volts or 1.25 watts at 12 volts.

The transmitter is the SW-1 medium/shortwave CW exciter/transmitter produced by Rayan Communications in Harmony, PA. The SW-1 is sold by Fair Radio Sales, 1016 East Eureka Street, Lima, OH 45802, a company whose 44 years in business has been largely with war surplus electronics. When someone mentions Fair Radio Sales, visions of ARC-5s and RT-77/GRC-9 transceivers come to mind. Of course, Fair Radio Sales also sells other electronic surplus aside from RT-77s.

Depending on the band, the price of the SW-1 ranges from \$29.95 to \$32.94. Fair Radio has a special for an order of four SW-1 exciters on four different bands. The frequency range of the SW-1 exciter ranges from 1.8–2.0 MHz, 3.5–4 MHz, 7.0–7.3 MHz, 10.1–10.5 MHz, 14.0–14.35 MHz, 18.068–18.168 MHz, 21.0–21.45 MHz and 24.89–24.99 MHz. A different SW-1 exciter is required for each different band because of the filter network used on the board. I ordered an SW-1 for the 30 meter (10.1–10.15 MHz) band.

There are three active devices in the SW-1. A single 2N3019 makes up the power amplifier. There is no high SWR

Low Power Operation

protection diode in the PA circuit, so an SWR of under 2:1 would be a good idea to ensure a long life of the PA transistor. A single 2N4124 for the crystal oscillator and a 2N5089 for the buffer driver share the 4" x 2" commercial grade G-10 PC board. The entire PC board, less the crystal, weighs two ounces.

The SW-1 on 30 meters produced 1.5 watts at 13.8 volts, according to my MFJ QRP wattmeter. Hey, it's no Bird ThruLine™, but it has been right on the money—most of the time. The power of the SW-1 is rated in ICAS, or Intermittent Commercial and Amateur Service. At 12 volts the SW-1 will produce 1.75 watts ICAS or 1.25 watts CCS (Contin-

sonally, I've never done that—really!

Frequency control for the SW-1 has provisions for fundamental mode HC6/U or HC33/U quartz crystals for non-oven, direct circuit board mounting. I have not used the popular FT-243 crystals on the SW-1. I see no trouble in using FT-243 crystals in the SW-1 as the oscillator is quite simple. Just about anything should oscillate in that circuit. It might prove interesting to rework this oscillator into a buffer/amplifier stage and add an external VXO or VFO for frequency control of the SW-1.

When I opened the box from Fair Radio containing the SW-1, I was immediately taken back by the apparent "mil spec" construction of the SW-1. Most of the resistors on the board are 1/2 watt, instead of the usual 1/4 watt resistors used by most of us. The PA transistor has a finned heat sink already attached to it. A big glob of heat-sink transfer compound can be clearly seen on the PA transistor and its heat

utilizing a transistor. These transistor switches don't pull the key line all the way to ground because of the 0.7 volt junction of the transistor. Because the key line can carry some low-level RF, keep the wires short from the SW-1 to the keying device. For the SW-1, use a reed relay (driven by your keyer) or dig out your straight key or bug! If you built the universal T/R controller last year, that unit provides solid ground keying via its built-in reed relay.

The PA transistor has two resistors in the emitter lead. Two resistors are used to reduce the current flowing through each resistor and to reduce the overall resistance. This is different, as most QRP transmitters have the emitter lead connected directly to ground. Again, like I said before, this is different, but not necessarily bad.

So, how does it work? Great! Plug in the crystal, power and key, add an antenna, and you're off and running. I find the keying just a bit soft, but it might be my crystal. In the SW-1, you're keying the oscillator on and off. Many contacts were produced on 30 meters with the SW-1.

The Instructions

The instructions that come with the SW-1, and there are three double-sided pages, caution you not to solder any conductors to the terminal post or to the circuit board conductor traces. Doing this will void all warranties associated with the product. Trouble is, there is no mention of the warranty. I tried to call Rayan Communications, but was told the number has been disconnected.

A small plastic bag of connectors for the PC board quick-disconnect terminals are supplied so you don't need to do any soldering on the board.

If you've never done much building, the instructions may give you a fright! They read like a military manual. For example, the following caution: "Under no circumstances should an external voltage potential be applied to the exciter/transmitter keying terminals. Connections to the keying circuit originating from input/output (I/O) modules of computer devices and/or process controllers should be checked for this condition." Whoa!!

So, what's it mean? Well, just don't apply any voltage to the key line.

My favorite from the manual: "The user must supply static discharge and/or lightning protection apparatus if an antenna system is connected to the exciter/transmitter module." Simply don't hook up the SW-1 to an antenna during an electrical storm.

Besides the obvious benefits of using the SW-1 for a transmitter, you could use it as a low level driver for a transverter. How about a BFO? A beacon transmitter for 10 meters (some changes would have to be made). A plasma generator for thin film solar cell production? The list is endless.

So, now you have no excuse for not trying out QRP. The SW-1 is a fast and inexpensive way to get your feet wet in the fun of QRP. Give it a try, the results will amaze you! **73**



Photo A. The SW-1 QRP transmitter.

uous Commercial Service.) Key down and the SW-1 PA gets right hot to the touch. I'd keep the supply voltage down under 14 volts so the PA won't go out to lunch—permanently.

Features

Kinda strange to me, and I'm sure to a lot of other QRP builders, is the on-board fast-acting fuse. It's a 3/4 amp fuse to protect the entire SW-1. A diode on the board will conduct, blowing the fuse, if you connect the SW-1 up to the power supply backwards. It's a nice touch, especially for those shorts between the headphones when we hook something up backwards. Per-

sink. All the tuned circuits are wound on toroids and the toroids are in turn mounted to the PC board with 6-32 screws and fiber washers. Flip the PC board over, and there between the crystal's socket is a surface-mount resistor.

The circuit of the SW-1 is a bit out of the ordinary, compared to many QRP transmitters you might have seen before. The oscillator's supply voltage is regulated via a 10 volt zener diode. To key the SW-1, you ground the emitter of the 2N4124. You don't see this too often. Not that it's bad, it's just different. You might have some trouble with the keying if you use a keying device

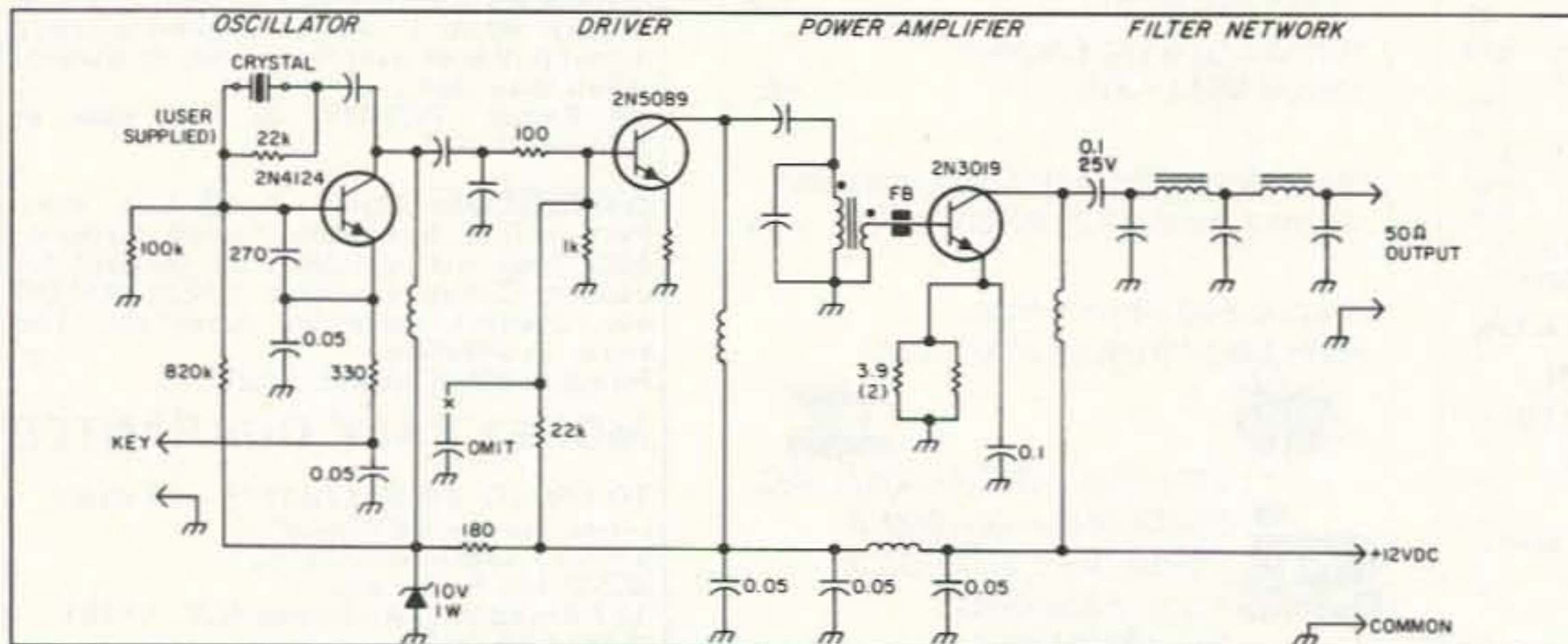


Figure 1. Oscillator driver power amplifier filter network.

Amateur Software and Hardware for the Commodore User

ART-1

ART-1: A complete interface system for send and receive on CW, RTTY (Baudot & ASCII) and AMTOR, for use with the Commodore 64/128 computer. Operating program on disk included.
\$199.00

AIR-1: A complete interface system for send and receive on CW, RTTY (Baudot & ASCII) and AMTOR, for use with Commodore VIC-20. Operating program in ROM.

AIR-1

\$99.95

SWL

SWL: A receive only cartridge for CW, RTTY (Baudot & ASCII) for use with Commodore 64/128. Operating program in ROM.
\$69.95

AIRDISK: An AIR-1 type operating program for use with your interface hardware. Both VIC-20 and C64/128 programs on one disk.
\$39.95

AIRDISK

AIR-ROM: Cartridge version of AIRDISK for C64/128 only.
\$59.95

MORSE COACH

MORSE COACH: A complete teaching and testing program for learning the Morse code in a cartridge.
For C64 or C128. **\$49.95**
VEC SPECIAL **\$39.95**

G AND G ELECTRONICS
OF MARYLAND

8524 DAKOTA DRIVE, GAITHERSBURG, MD 20877



(301) 258-7373




CIRCLE 169 ON READER SERVICE CARD

TALK WITH THE KNOWLEDGEABLE PEOPLE AT

QUEMENT ELECTRONICS

FEATURING AN EXTENSIVE LINE OF YAESU PRODUCTS



ALL MODE HF
BASE STATION
\$3699⁰⁰

#FT1000D

YAESU U.S.A.

- | | | |
|-------------|----------------------|----------|
| • FT33R/TTP | 220MHZ HT | \$328.00 |
| • FT411E | 2M HT | \$299.00 |
| • FT811 | 440 MHZ HT | \$339.00 |
| • FT470 | 2M/440 HT | \$404.00 |
| • FT911 | 122 MHZ HT | \$429.00 |
| • FT5200 | 2M/44 MOBILE | \$629.00 |
| • FT757GXII | ALL MODE HF PORTABLE | \$929.00 |

IF YOU'RE IN THE BAY AREA, STOP BY!


1000 S. BASCOM AVENUE
SAN JOSE, CA 95128

Call us at (408) 998-5900

Since 1933



CIRCLE 132 ON READER SERVICE CARD



**"BLEW PREVIOUS CONTENDERS
OUT OF THE WATER."**

LAN Times, May 6, 1991

Complete Turnkey DOS/UNIX/Novell Systems

Ideally Suited for Mass Storage of
WeFAX, FAX, CW, RTTY, and ASCII Data

Developer "Chassis-Only" Model Available

General Specifications:

386, 486, ISA, EISA Motherboards
Mounts Full and Baby Boards
4FH Internal Drive Bays
4HH Exposed Drive Bays
100CFM Cooling Fan
Safety-Keyed Reset Switch
Locking Top cover
400W 55A Mil-Spec Pwr Supply

- Personal to Industrial Suitability
- Aerospace and Military
- Land and Sea Applications
- Special Mobile Roles
- Ultimate BBS Platform

- Nominal & Harsh Environments
- Superior Construction
- RFI Super Quiet
- Fully Modular-Obsolescence Proof
- Domestic & 220V UL, CSA, TUV, VDE-B

Stinger

THE MAINFRAME PC™

Praise like that is tough to receive! But when LAN Times ran their Superserver Shootout tests on our Stinger 19" rack mount system, it was hard to control the excitement. PC Week (8-24-90) said "Bestway's Stinger Superserver is fast and built to last." Even the US Navy had something to say about it. "...the Stinger blows the mainframe away..." (Fed. Computer Week 9-27-90).

The Stinger is a family of rack mount DOS and UNIX computing platforms, specifically suited to the needs of the Amateur Radio community. With its superior storage and processing capabilities, The Stinger is a perfect central control facility for your "shack." You see, BSI is a true Systems Integration House whose commitment is Performance and Compatibility - not just empty words. We design like other folks only dream of. Whether you need a superior quality chassis to build on or upgrade to, or one of our fully configured systems, BSI is your source for 19" rack computer equipment.

If you haven't heard about us, maybe its time you did.
Give us a call.



1 800 477-UNIX

Crafted with pride in the USA.
©1991 Bestway Systems, Inc. All rights reserved.
U.S. patents pending.
Trademarks belong to respective owners.

BSI

Bestway Systems, Inc.
999 Central Park Avenue
Yonkers, NY 10704
In New York State dial: 914 968-9491
Fax: 914 968-9523

CIRCLE 74 ON READER SERVICE CARD

ABOVE AND BEYOND

VHF and Above Operation

C.L. Houghton WB6IGP
San Diego Microwave Group
6345 Badger Lake Drive
San Diego CA 92119

Microwave Considerations for Resistors and Capacitors

This month, let's cover resistors and capacitors as they relate to microwave construction. This topic is in direct relationship to the PUFF microwave design program I described last month. Special components are required for microwave construction so I thought that covering some of those considerations would be a good topic for you while you wait for your PUFF program to arrive. The selection rules are general and can be used in most construction for VHF through microwave.

Selecting a proper component can not only provide proper operation at higher frequencies, but it can also prevent poor performance in a project. Components should not be selected for value, but for *type* of component. Construction and case style are important factors to consider. You must consider mechanical and electrical parameters as they affect the circuit at a rated frequency. Failure to observe proper component selection could lead to project failure.

Choose Your Components Carefully

Being a parts junkie, I collect component parts in quantity from many different surplus sources. The variety of components I see run from Mil-Spec high tolerance devices to garden variety resistors and capacitors. Using junk parts is cost effective.

In retrospect, one project comes to mind that I had difficulty with—it would not function at first. What I constructed was a 70 MHz IF amplifier, eight stages with log output for a spectrum analyzer. It was supposed to have 90 dB of gain at 70 MHz, but in testing, all stages were very numb. Total gain with full tune-up was about 25 dB. Well, to make a long story short, I traced the trouble to the high precision resistors I used—1% high quality Mil-Spec resistors. They were inductive wire-wound types, and operated like RFCs (RF chokes). Replacing them with junk box carbon 1/4 watt types solved the problem.

For low frequency work the 1% resistors were spectacular, but at RF they were the pits. I should have known better. Now when I obtain surplus components I refer to catalogs to determine their suitability and mark that on the envelope that I store them in. In this case I was careless and did not heed my own advice, and it bit me. Don't get bitten. Obtain a general catalog and keep it on hand. Two very good parts suppliers are Allied Electronics and Mouser Electronics (addresses below). Both are good sources for information/

catalogs, in addition to supplying components for your projects.

Resistors

Resistor lead length can also be critical. In some circuits this can be put to use in either a positive or negative way. For example, let's assume a resistor lead length of 1/2", at a frequency of 30 MHz. That equates to such a small inductance at 30 MHz that it can be totally ignored (0.006 μ H or so). However, at microwave frequencies this lead length would represent quite a bit of inductance and function as an RF choke, a negative example.

The exception, where a resistor lead length forms an RF choke and is useful, is in an MMIC amplifier circuit where the long resistor lead length is coiled into a very effective RFC, and feeds DC power to the amplifier, isolating it. This DC feed resistor and lumped RFC provides good isolation to the power supply and uses one component. This provides for an inexpensive solution and circuit simplicity. This is one example of a device's long leads working for you in a positive way. It works well because the resistor and lead length RFC form a circuit in shunt with the device. If it had been in series with the device, it would have shut down the circuit operation.

Removing the leads on resistors, and changing the package style, resulted in a chip resistor. A resistor without the inductance associated with leads is suitable for very high frequency work. A chip resistor is constructed by placing a deposited carbon film on one side of a ceramic chip. Solder caps are provided for connections. These chips are well suited to strip line construction. You can buy a basic assortment of chip resistors (200 pieces) at Radio Shack for under \$6, part #271-313. (See Figure 1.)

Basic Capacitors

Some of the more common types encountered are the poly, mylar, or mica and metal film types. Of these capacitor types, only the mica is suited for RF to the VHF/UHF frequency ranges. The disc ceramic and encapsulated chip types with leads (such as the CK-05) use a plated ceramic material to form the capacitor. They are quite good to 1,000 MHz. (See Figure 2.) At frequencies above 2,000 MHz, connecting leads on capacitors renders them ineffective, and other methods must be employed. The next generation of capacitor improvement at higher RF dictated a capacitor without leads. The uncased ceramic or early chip is an example of leadless capacitors. (See Figure 3.)

This leadless or chip capacitor can be a multi-layered high quality, high Q device. Values range from the small pF ranges for microwave capacitors (0.2

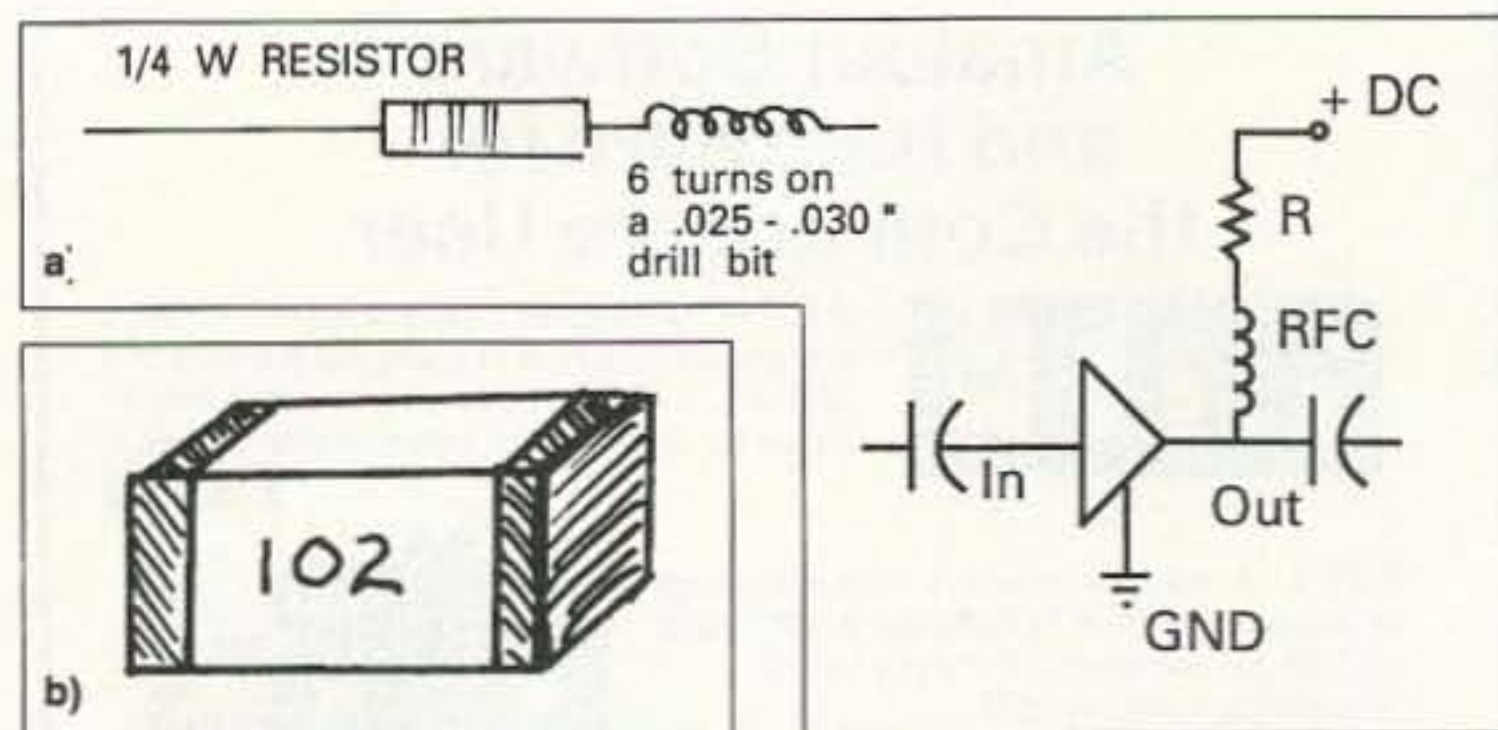


Figure 1. Standard and chip-type resistors. (a) MMIC Amplifier: You could combine the resistor and RFC by winding small RFC out of the resistor lead on one end. (b) Chip resistors are very small and are usable for microwave, within reason. Radio Shack's assortment has the value printed on the resistor. Examples: 102 = 10 + 2 zeros = 1,000 Ω ; 103 = 10 + 3 zeroes = 10,000 Ω ; 100 = 10 + 0 zeroes = 10 Ω .

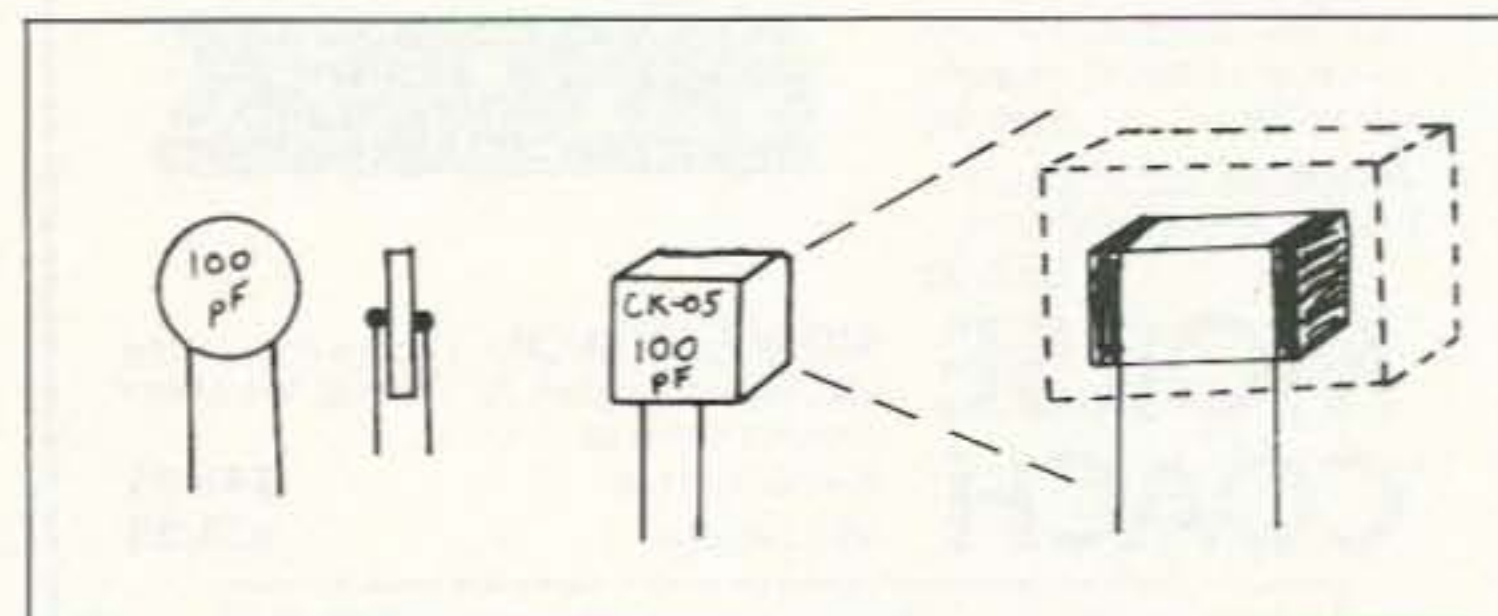


Figure 2. Ceramic capacitors. (a) Disc ceramic. The basic construction is a circular wafer with metalization on each side, forming the capacitor. Wire leads are soldered to the metalization. Sizes vary from 1/8" to larger. (b) CK-05 ceramic capacitor IS chip with packaged leads soldered to the side of the chip. The chip can be recovered by cracking the epoxy case and unsoldering the wire leads, making a lower inductance capacitor. The chip is approximately 0.15" x 0.15" square. Both the disc ceramic and CK-05 capacitors are good to 1 GHz and display lumped resistance and inductance degrading UHF operation.

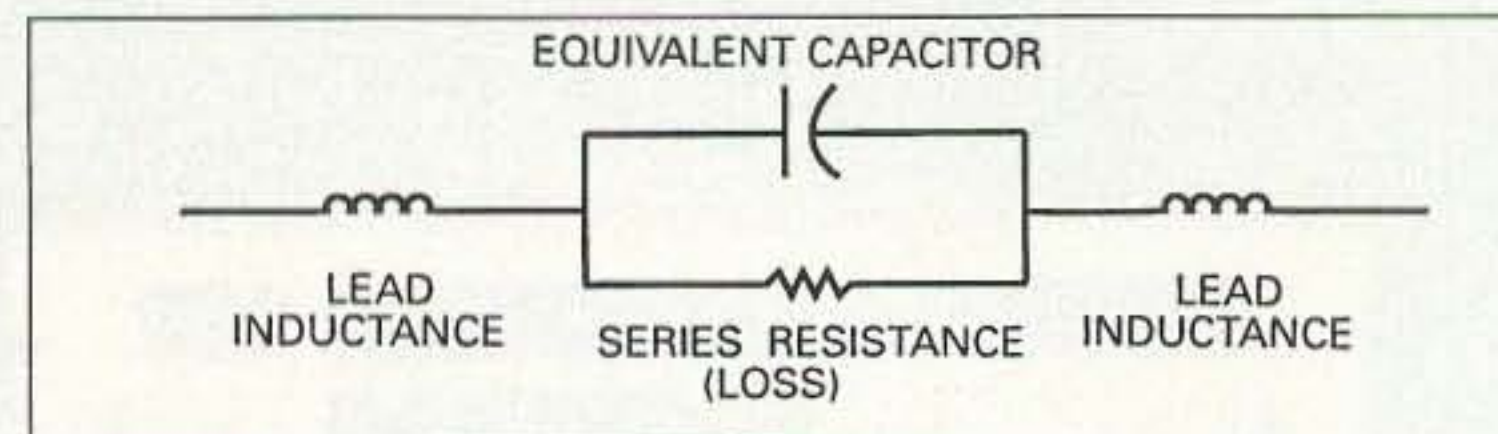


Figure 2(c). A typical capacitor at 1-2 GHz.

to 30 pF or so). Chip capacitors can be supplied even in the μ F ranges. Of course, they are not suitable for microwave work—only the very low pF ranges are used at RF. The RF bypass capacitor is the exception. Other available chip type components include inductors, fuses, diodes transistors and about anything else you care to mention. Most components are made for low frequency work to reduce circuit size, and some are usable at the microwave level.

You must get into catalogs to make determinations on component suitability. I suspect that most of these components offered today, including surface-mount (chip) components obtained from scrap PC boards, are quite useful into the several hundred MHz ranges. With trial testing, this frequency generalization can be extended. On unknown components, testing through use is the only sure method to determine suitability at the microwave level.

Several manufacturers' advertisements list the cost of microwave components as several factors higher in

price than their low-frequency counterparts. Unfortunately, this is very true; microwave components are costly. An example can be made for not using cheaper chip caps instead of microwave varieties. One manufacturer depicts a microwave amplifier that has blown out. The power FET blew out, due to an overrated, cheap chip capacitor. The advertiser ridicules saving a dollar by buying a cheaper capacitor when you will end up having to replace that capacitor *plus* the expensive FET, at premium dollars. Net result: No savings at all.

Their claim, a very valid one, is that the device would not have been destroyed if the circuit designer had used a capacitor rated for low dissipation, low loss, at the frequency used. Circuit losses of several dBs are possible with low frequency components used in microwave frequencies. The circuits will work with low frequency components, but do not realize their full capability. I have observed capacitors so hot from circulating RF current that they squirm in a sea of molten solder that previous-

Used Commercial Gear

30 Watt, Uniden AMH 300-VHF	\$125
90 Watt, 42-50 MHz, Mastr Pro	\$69
30 Watt VHF, Johnson 529	\$49
30 Watt VHF GE Century II	\$99
75 Watt UHF GE Mastr II	\$149
5 Watt Standard HX400 VHF HT	\$299

Versatel Communications

1-800-456-5548

P.O. Box 4012 • Casper, Wyoming 82604

CIRCLE 259 ON READER SERVICE CARD

"DISGUISE" AC WALL OUTLET



NEW! \$99.00
ppd. **FM TRANSMITTER KIT**
Looks and functions like a common outlet; uses power line for power and antenna (no batteries needed ever!)
SURVEILLANCE CATALOG\$5.00

CALL IDENTIFIER displays callers phone number, stores phone number with date & time of call...\$59.95ppd.

F D F P.O. Box 337, Buffalo, NY 14226 (716) 691-3476

Rugged G5RV QuicKits™

created by AntennasWest Box 50062-S, Provo, UT 84605

- Fast & Easy to Build
- Fail-Safe visual instructions
- No measuring or cutting
- Everything included
- Finish antenna in minutes
- Quality Components
- Presoldered Silver Fittings
- Kinkproof QuietFlex wire
- Fully insulated, wx sealed, no-corrode, low noise design
- Tune All Bands Incl WARC


• Double Size G5RV 204 ft 160-10 Dipole	\$59.95
• Full Size G5RV 102 ft 80-10 Dipole	\$39.95
• Half Size G5RV 51 ft 40-10 Dipole	\$29.95
• Quarter Size G5RV 26 ft 20-10 Dipole	\$24.95
• ReadyMade 102 ft G5RV	\$50.00
• ReadyMade 51 ft G5RV/2	\$40.00
• 200' Dacron 250W line	\$11.95

Want Plans, Patterns, Data? Order TechNote #124-D \$6.95 ppd USA

Order Hot-Line: Add \$5 P&H **1-800-926-7373**

CIRCLE 296 ON READER SERVICE CARD

WEFAX To The Max



PC GOES/WEFAX 3.0 \$250

PC GOES/WEFAX 3.0 is a professional fax reception system for the IBM PC. It includes an AM/FM demodulator, software, cassette tutorial and 325 page manual. Check this partial list of our advanced features:

Res. up to 1280x800x256	APT Lat/Lon. Grids
Unattended Operation	Orbital Prediction
Colorization	Frame Looping
Zoom, Pan, Rotation	PCX & GIF Export
Contrast Control	Grayscale Printing
Tuning Oscilloscope	Infrared Analysis
Photometry/Histograms	Variable IOC & LPM

PC HF FACSIMILE 5.0 \$99

PC HF Facsimile 5.0 is a complete shortwave FSK fax system for the IBM PC. It includes an FSK Demodulator, software, 250 page manual and tutorial cassette. Call or write for a complete catalog of products.

Software Systems Consulting
615 S. El Camino Real, San Clemente, CA 92672
Tel:(714)498-5784 Fax:(714)498-0568

CIRCLE 250 ON READER SERVICE CARD

Say You Saw
It in 73!

NextDay


QSLs

Call Today & We Ship	NextDay	2nd Day	ASAP
Baraboo, Wisconsin Sauk County K9ZZ	100	\$29.95	\$24.95 \$19.95
	200	\$39.95	\$34.95 \$29.95
	400	\$49.95	\$44.95 \$39.95
	500	\$54.95	\$49.95 \$44.95
Info \$1	1000	\$99.95	\$89.95 \$79.95

AntennasWest (801) 373-8425
All orders ppd 2nd day air / priority mail. For overnight air delivery add \$10.
Box 50062-S, Provo UT 84605

CIRCLE 5 ON READER SERVICE CARD

THIS MONTH'S GOODIE FROM THE CANDY STORE



YAESU FT-470
PLEASE PHONE

Similar Savings On Kenwood, Astron, Icom, Hy-Gain, Alinco, Etc. All L.T.O.

MFJ 949D UNDER \$120.00
Over 9034 Ham Items in Stock, all Prices, Cash FOB Preston. More Specials in HAM-ADS. Looking for Something not Listed? Call or Write

ROSS DISTRIBUTING COMPANY
78 S. State Street, Preston, Id. 83263 - Telephone (208) 852-0830
Hours Tue.-Fri. 9-6 - 9-2 Mondays. Closed Sat. & Sun.

CIRCLE 254 ON READER SERVICE CARD

PAY TV AND SATELLITE DESCRAMBLING ALL NEW 1991 EDITION

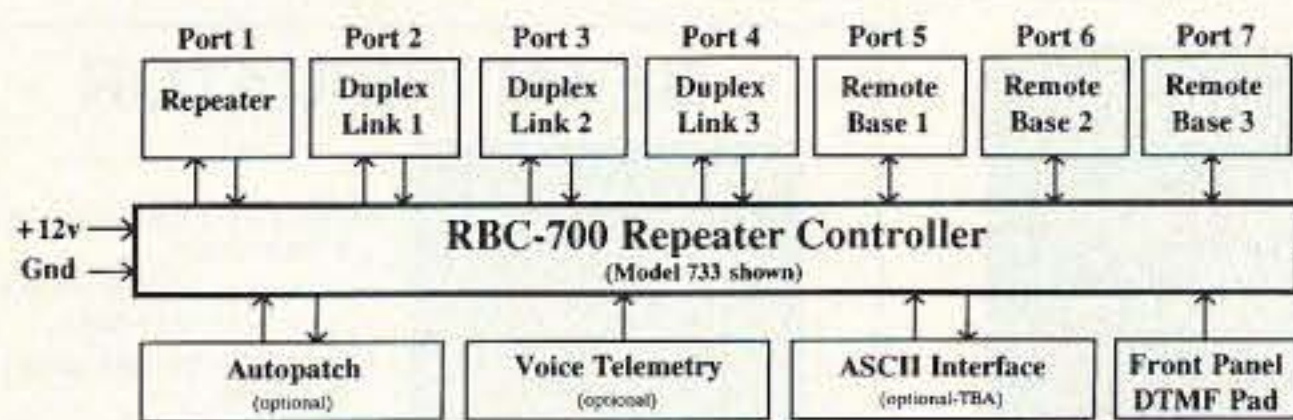

1992 edition update on cable, wireless and satellite. Turn-ons, circuits, bullets, bags, b-mac, blackciphers. Includes new VC plus fixes. Our best yet. Only \$15.95. Other (all different) editions: Volume one (basics), 1989 edition, 1991 edition, \$15.95 each. MDS handbook \$9.95. Satellite systems under \$600. \$12.95. any 3/\$29.95 or 5/\$49.95. Scrambling news year one (154 pages) \$39.95. Video \$29.95. Scrambling news monthly \$24.95/yr. Sample \$3. New catalog \$1. Special this month everything listed for \$99.95.

Scrambling News, 1552P Hertel Ave., Buffalo, N.Y. 14216 COD's 716-874-2088 Voice/FAX

CIRCLE 36 ON READER SERVICE CARD

MULTIPLE REPEATER - LINK - REMOTE BASE CONTROLLER

Finally a controller that has solved control and audio interconnect problems between multiple radios. Your radio system can grow to multiple sites and stretch for hundreds of miles - and yet any radio can be fully controlled from any designated input.



The RBC-700 Repeater Controller is designed to support Repeater systems that require multiple radios connected together at a site. The RBC-700 utilizes a true 7 x 7 audio matrix switch which allows several conversations between ports at the same time. In the illustration above the 733 model is supporting a Repeater, 3 Duplexed Links to different sites, and 3 Remote Bases. Using simple commands, a user could tie the Repeater and a Remote Base to one Link, while the other Links are communicating through your site, holding separate conversations. Or, connect all of the ports together - like a big party line !!

Several models are available and are software configurable to support up to 3 Repeaters, 5 Duplexed Links, and 4 Remote Bases. A group or club can start with the basics and expand their controller anytime by simply adding boards and software. Free software upgrades for one year after delivery. Finally, a real controller for the Linked system operator !

Multiple Independent Repeater control
Up to 5 Duplexed Links
Up to 4 different Remotes
Recorded Natural Speech Telemetry
Programmable Macros
Connect / Disconnect multiple Ports
Internal Receiver Squelch processing

Easy servicing
Integrated Autopatch
Expand at any time
Programmable Scheduler
+10v to +14v Supply
Standard 5.25" Rack Mount
Card-Cage design

Palomar Telecom, Inc.

300 Enterprise St. Suite E • Escondido, Ca. 92025 • (619) 746-7998 • Fax (619) 746-1610

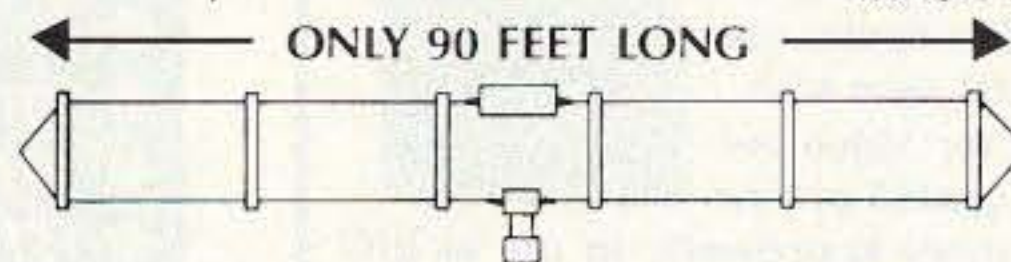
CIRCLE 264 ON READER SERVICE CARD

New! from BARKER & WILLIAMSON BWD 1.8 - 30 ANTENNA

Continuous coverage from 1.8 - 30 MHz

- S.W.R. - less than 2:1 from 2 - 28 MHz (may be slightly higher below 2 and above 28 MHz depending upon installation).
- Completely assembled. Balun terminated with SO-239 connector. 'N' type supplied on special order.
- Power: 1 KW - 2 KW PEP ICAS
Higher power models available
- 50 Ohm Input

MADE IN USA



\$198.00

SHIPPING & HANDLING ADD \$4.00

BWDS 1.8-30 WITH #14 STRANDED STAINLESS STEEL WIRE \$273.00

SHIPPING & HANDLING ADD \$4.00

U.S. Patent No. 4,423,423

ALL OUR PRODUCTS MADE IN USA



BARKER & WILLIAMSON

Quality communication products since 1932
At your Distributors. Write or Call.
10 Canal Street, Bristol, PA 19007
(215) 788-5581



CIRCLE 53 ON READER SERVICE CARD

73 Amateur Radio Today • April, 1992 83

ly attached (soldered) them to the PC board.

I don't want to appear to be really tightly postured on component use, as there is no real right answer. Lots of substitutions can be made with good results. You just have to keep in mind what is happening to the component. Is RF passing through the component, or are you trying to bypass RF?

For RF coupling, the disc ceramic is very effective for low MHz to several hundred MHz operation. At the 500 to 1,000 MHz frequency range, a capacitor's lead length becomes a limiting factor in its use. Disc ceramic types can still be used, but their connecting leads must be kept to an absolute minimum for the capacitor to be effective. With long leads, the capacitor might as well not be used as its inductance (in the leads) could render it useless.

These considerations are not important below 30 MHz, as component size is a fraction of a wavelength (100 inches equals 1/4 wavelength at 30 MHz). However, at 5 GHz a 1/4 wavelength is quite small in respect to the component, so it deserves consideration. At 10 GHz, component size is twice as critical. At 24 GHz, soldering methods used to attach components can form RF notch filters in the solder connection if the component is not fully soldered to the PC board substrate in a fully-soldered trace. The gaps or bridges in partial solder can cause real trouble.

In an amplifier we constructed with MGF-1402 for 10 GHz, we had trouble obtaining gain at 10 GHz. We solved

the problem by mounting the FET upside down. This made for much shorter source leads to ground, several thousandths of an inch made the difference. Here again minimum inductance allowed the circuit to function.

These same inductance and circuit losses make other components unsuitable for higher frequency use. Package inductance and equivalent series resistance (ESR) make higher losses to increasing frequency. If you look at the frequency ratings and Q of capacitors, you find them rated at frequencies of 1 kHz and a few MHz. Q is quite high, but when measured at higher frequencies this is another matter. The construction of the capacitor plates adds inductance; resistance is formed and the IR and dielectric losses are different at increasing frequency.

Disc capacitors are usable at very high RF frequencies and were an early VHF/UHF type. They were shipped uncased, without connecting wire leads. These uncased disc capacitors resembled a wafer with a small deposited metallic contact on either side of the device. They were attached to the circuit directly, without connecting leads.

This technique is OK to about 2 GHz; higher frequencies dictate still different methods. Remove the coating on standard disc capacitors and you can unsolder the wires and have uncased caps. Be careful—they are very fragile.

Microwave Chip Capacitors

The need for lower inductance in capacitors for microwave frequencies

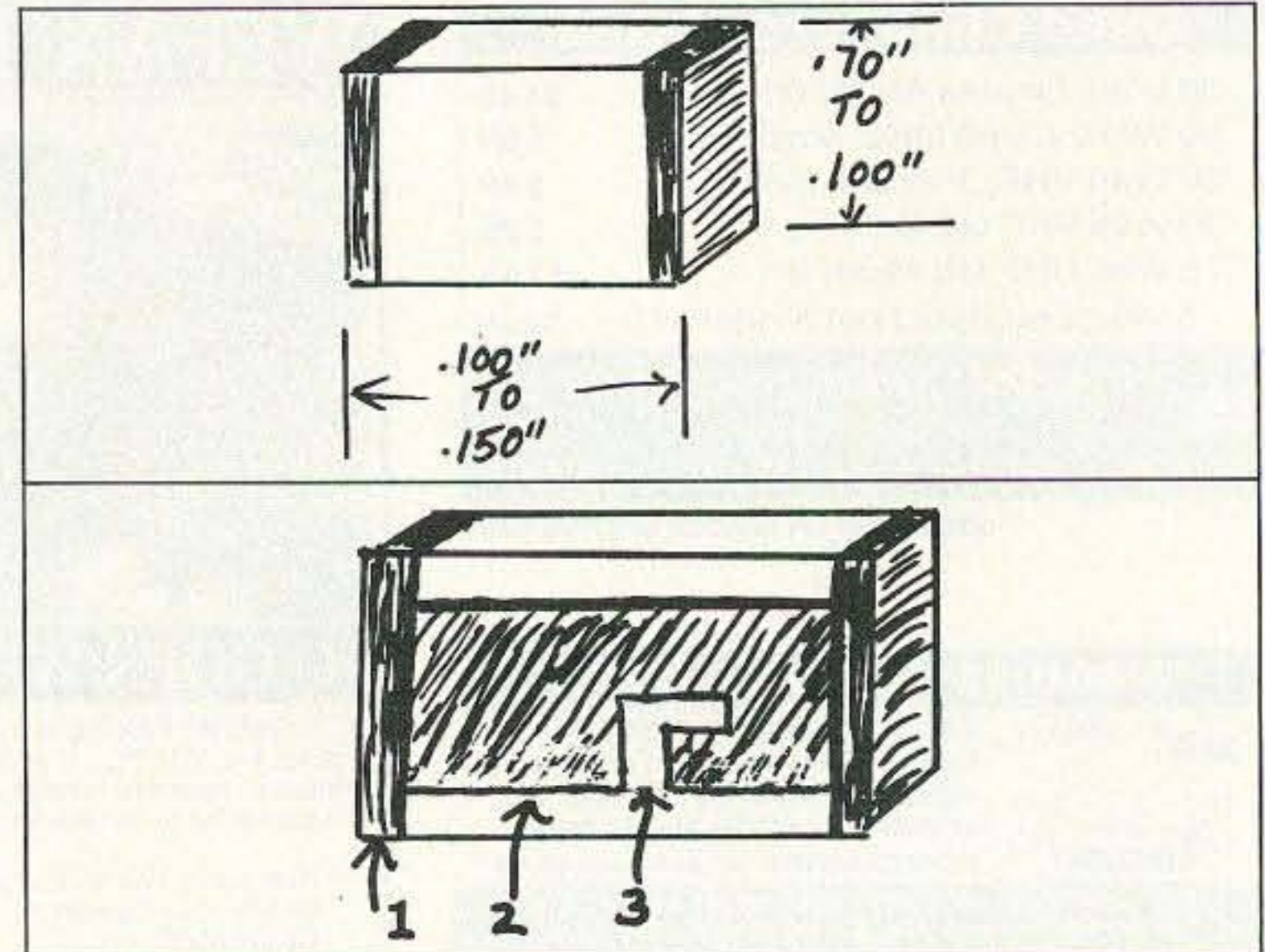


Figure 3. Surface mount device (SMD) chip capacitors and resistors. (a) Solder the capacitors on each end of the ceramic substrate. A lower Q at microwave levels produces a higher loss. This chip is usable to several GHz. The loss becomes unacceptable at 5 GHz. The normal stock value comes in large steps (2.2 pF–10 pF–47 pF, etc.) The value/size ratio is too large for most microwave projects. (b) First, solder the capacitors to each end of the ceramic substrate. Put film-deposited resistance material where indicated. Precision-trim the film, by laser cutting, to the test value. Under normal use, this model is good to 10 GHz for bias and voltage feeds in amplifiers.

has led to the development of chip capacitors of superior construction. They are different from surface mount capacitors (a form of chip cap), which are not suitable for use at microwave frequencies. Non-microwave capacitors are basically rectangular, unlike their microwave counterparts.

The microwave chip capacitor is packaged in a 50- and 100-mil-square package to be compatible with strip line connections. It would not be acceptable to place a capacitor wider than a strip line on that strip line. It would upset the impedance of the circuit and increase loss. Most connec-

LOWEST PRICES
 MFJ, B&W, COMTEK, JPS, BENCHER, VIBROPLEX
 "FLEXWEAVE"™ 168 STRAND COP., DACRON ROPE,
 BALUN, OPEN WIRE FEED, FREQ. COUNTERS,
 DSP AF&NF FILTERS.
 DAVIS RF Co. POB 230-E, Carlisle, MA 01741.
 CATALOG \$1. 1-800-484-4002. CODE 1356.
**BUILD YOUR OWN ANT'S
 COAX - ROPE - WIRE**

Where's the Beam?
 Unobtrusive DX Gain Antennas for 80 thru 10
 • Easily hidden • Install Fast • Fixed or Portable •
 There's a 20 meter antenna with real DX Punch hidden in this picture. You can't see it, and your neighbors can't either. But it works DX barefoot anyway. How about a low profile 80:40:30 m-bander? Or a 2 element monobander for the attic? All easily fit the pocketbook—Priced \$29 to \$99.
 Work DX without telling the neighbors
 Infopack \$1 **AntennasWest**
 Box 50062-R, Provo, UT 84605 (801) 373-8425
CIRCLE 89 ON READER SERVICE CARD

CB-10-10 METERS
 We specialize in CB radio modification plans and hardware. Frequency and FM conversion kits, repair books, plans, high-performance accessories. Thousands of satisfied customers since 1976! Catalog \$2.
CBC INTERNATIONAL
 LOU FRANKLIN/K6NH - Owner
 P.O. BOX 31500X, PHOENIX, AZ 85046

Micro Video Camera
 Small size 1" x 2" x 3"
 Light Weight < 4oz. Low Power 7 - 15 volts. @ 85ma. Low Light @ 2 Lux. Camera comes complete in metal case with RCA plug for video out and two pigtailed power wires. Camera is presently in use in R/C airplanes, helicopters, cars, tanks and robots. Camera output is standard NTSC at 1v p-p, 240 line resolution with electronic iris. Full stock on hand.
Satisfaction Guaranteed!
 Factory New, only \$229.95 + \$6 S/H For product information and ordering. Call 1 (800)473-0538
MICRO VIDEO PRODUCTS
 1334 So. Shawnee Dr. Santa Ana, California. zip 92704 FAX (714) 545-8041
CIRCLE 30 ON READER SERVICE CARD

HUGE 100 PAGE CATALOG
 ● Communications Receivers
 ● Portable Receivers
 ● Scanners
 ● Amateur HF Transceivers
 ● VHF-UHF Transceivers
 ● HT's and Mobiles
 ● Amateur and SWL Antennas
 ● Accessories and Parts
 ● RTTY and FAX Equipment
 ● Books and Manuals
This catalog includes prices!
 Send \$1 to
Universal Radio
 6830 Americana Pkwy. 73
 Reynoldsburg, OH 43068
 Tel. 614 866-4267

BEAM INDICATOR
 ● BRIGHT LED INDICATORS WITH 5° RESOLUTION
 ● ADJUSTABLE BEAM WIDTH AND LONG PATH INDICATION
 ● CUSTOM GREAT CIRCLE MAP ON YOUR QTH
 ● DECORATIVE 16" x 16" x 1" FRAME
 See your beam's coverage on a custom Great Circle Map with a simple rotator connection.
 VISA **\$189.95*** MasterCard
GREAT CIRCLE MAPS
 Four color maps centered on your QTH
 Laminated 22" or 16" \$35.00*
 Framed 16" \$59.95*
 Framed 21" \$74.95*
 *S & H included (continental U.S.)
 CA Residents please add 7.25% sales tax
 Call or write for more information.
VECTOR CONTROL SYSTEMS
 1655 N. Mountain Ave., Suite 104-45
 Upland, CA 91786 • (714) 985-6250
CIRCLE 78 ON READER SERVICE CARD

tions are made with 50 ohm strip-lines, such as amplifier input and outputs connected to coaxial connectors (50 ohm). Make the capacitors the same dimension, 0.050-inch-square, so that they match the strip line width well. Their porcelain insulation will provide lower losses to RF currents.

This porcelain substrate that forms the ceramic insulating structure is more expensive than your basic ceramic and is one of the prime reasons the capacitor will perform at microwave frequencies. ATC (American Technical Ceramics) makes the capacitors that are rated for microwave work. They are the ATC-100 style of chip caps. They have precious metal electrodes and low-loss porcelain to make microwave RF circuits work better.

A circuit tested at 500 MHz attained a 1.4 dB noise figure with a device rated at a 1.2 dB noise figure, demonstrating the capacitors' part in helping to give low loss characteristics. Any loss is directly added to the basic noise figure and degrades it. The lower losses can be put to real advantage, whether you are reaching for the ultimate or just looking for improvements in your basic system.

It has been reported that other types of chip capacitors used in amplifier circuits have not produced proper gain and noise figure measurements. Improvements of 1 to 2 dB have been attained when switching to the low loss ATC-100 type capacitors at microwave frequencies. See Figure 4 for details about ATC-100 capacitors.

Our 10 GHz amplifier ATC-100 caps of 1 to 2 pF were used to couple the coaxial connectors to the amplifier and interstage coupling. By the way, a 0.9 pF capacitor is self-resonant at 10 GHz, 2.5 pF is self-resonant at 5.6 GHz, and 20 pF is resonant at 2.3 GHz. There are two schools of thought: (1) Use a self-resonant capacitor for frequency of design; and (2) Use a 10 pF capacitor and don't worry about self-resonance. Both seem to work well.

Standard chip caps, of surface mount type, can be used for the power supply bypass connections (100 pF to 0.001 μ F or so). They do not have to be the low-loss RF types as we want them to bypass RF to ground. These are what we call surface mount devices (SMD). They are very good capacitors but they're just not rated for microwave stripline work at microwave frequencies. Basic ceramic SMD capacitors, while high Q devices when used in high current applications, can fail due to greater losses and over-dissipating in RF circuits.

The dielectric constants of the materials being used for microwave capacitors give smaller capacitor size for unit value. This reduces the inductance and equivalent resistance, making a higher "Q" device with less RF loss. This drives up product cost over the basic SMD ceramic chip capacitor quite a bit, but performance is markedly improved in the microwave region.

ATC makes several lines of excellent microwave chip capacitors that are a

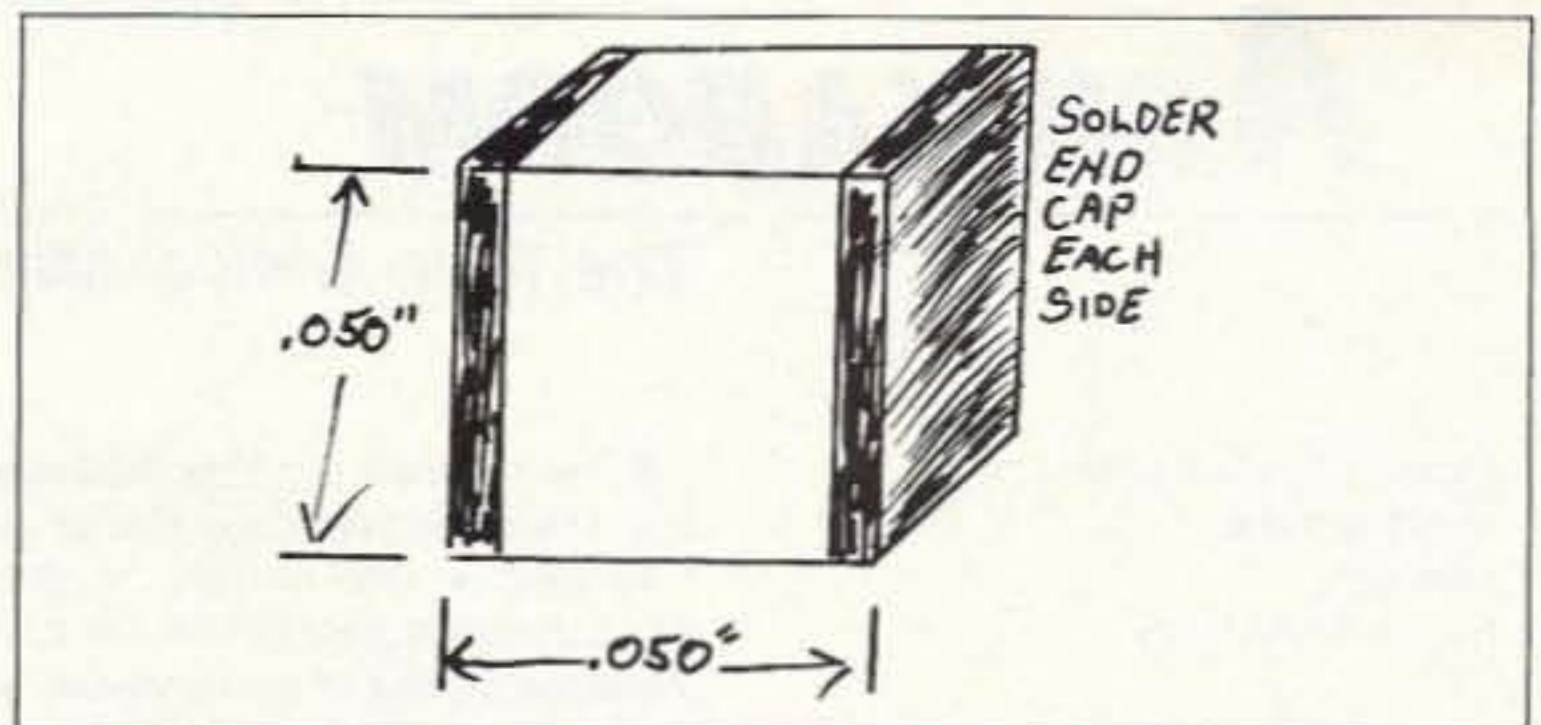


Figure 4. Standard microwave chip capacitor. This type usually comes 0.050" square for 5 and 10 GHz projects. The low loss ceramic porcelain material is rated for microwave use (low ESR—Equivalent Series Resistance). The case dimensions are well matched to microwave 50 Ω strip line widths. These capacitors are supplied in very small fractional pF ranges: 0–1 pF, and higher values normally 0–30 pF. Examples: ATC-100 from American Technical Ceramics; S-910 from Johanson; and MA-18 from Murata/Erie.

standard of excellence in construction, if not top-of-the-line. I have used SMD capacitors up to 4 to 5 GHz, but I always question their application. If in doubt, go for the better capacitor. The bottom line is how well you want your circuit to function.

The Manufacturers

Allied Electronics Administrative offices are at 4801 N Ravenswood Ave., Chicago IL 60640-4496; telephone: (312) 748-5100. They have distributors in most states, and in most provinces in Canada. Mouser Electronics is located at 11433 Woodside Ave., Santee CA 92071; telephone: (619) 449-2222. Their national number is (800)

346-6873. Mouser also offers full-line services to all of the U.S. and Canada. I have ordered from them and have had the order delivered the next day. They are very prompt. Both of these companies have catalogs available, low minimum orders, and a very good stock of components on hand.

Next month, when your copy of PUFF arrives, I will get into some considerations using PUFF. I will cover some of the problems Kerry and I ran into, and a short overview of PUFF.

Well, that's it for this month. As always, I will be glad to answer questions regarding this and other related topics. For a prompt answer, send an SASE. 73, Chuck WB6IGP. 73

QUICK, EASY, & COMPACT
Flash cards "NOVICE thru EXTRA" theory Key words underlined. Over 2000 sets in use! For beginner, OMs, XYLs & kids.

SEE YOU IN DAYTON!
Order Today!
from

NOVICE	\$11.95
TECHNICIAN	\$10.95
GENERAL	\$ 9.95
ADVANCED	\$15.95
EXTRA	\$14.45
Shipping 1—	\$ 3.00
2 or more	—\$ 4.00
CLUB DISCOUNTS	

VIS STUDY CARDS
P.O. BOX 16646
HATTIESBURG, MS 39404

CIRCLE 104 ON READER SERVICE CARD

TNT Today's No-Tune Multiband Antenna

No pruning.	No tuning.	No knobs to twist.
TNT is No-Tune on 80 cw. 40, 20, 17, 12, 10, TNT/2 is No-tune on 40, 20, 10. Work other bands w/ tuner. DX & Gain rise w/ frequency.		
Ready to Use	Kink-Proof	No Traps or Resistors
Includes isolation	Wx-Sealed	Insulated to 3000 V
balun & 99 ft RG8x	Low Noise	Rated 500 Watts

The modern coax-fed version of the classic off-center fed window.

Technote 126—\$6.95 ppd
Antennas West
Box 50062S, Provo, UT 84605

TNT Window	\$89.95	-S6
135 ft. long		P&H
TNT/2 Window	\$79.95	-S7
67 ft. long		P&H

Order Hotline 800-926-7373

CIRCLE 135 ON READER SERVICE CARD

1992 CALL DIRECTORY
(On Microfiche)

Call Directory	\$10
Name Index	10
Geographic Index	10

All three — \$25
Shipping per order \$3

BUCKMASTER PUBLISHING
Mineral, Virginia 23117
703: 894-5777 800: 282-5628

CIRCLE 170 ON READER SERVICE CARD

QRP CW TRANSCEIVER KIT

- Available on 20M or 40M band
- Superior superhet design
- Single-signal receiver
- CW crystal ladder filter
- VFO tuning with vernier dial
- RIT w/center detent control
- Very effective AGC
- Selectable audio filter
- Sidetone oscillator
- 2-3 watts of RF output
- Semi break-in
- 12VDC operation
- Custom pre-painted, punched & silkscreened cabinet
- 100% complete kit with instructions
- Measures (HWD): 2 1/4" X 6 1/4" X 6"
- Weight: 24 oz.
- \$149.95 + \$4.00 shipping & handling. Michigan residents add 4% sales tax.

All Coils are Pre-wound

For free catalog call or write

OAK HILLS RESEARCH
QRP HEADQUARTERS
20879 MADISON STREET
BIG RAPIDS, MI 49307
(616) 796-0920
24 HR. FAX—(616) 796-6633

CIRCLE 82 ON READER SERVICE CARD

DISCOVER LOW PRICES

PL-259 Nickel-Teflon, USA 69¢ ea. or \$15/25
PL-259 Silver-Teflon, USA \$1.29 ea. or \$25/25
PL-259 Gold-Teflon, USA \$1.48 ea. or \$30/25
N Connector for 9913, 9066, CO-Flexl \$3.15
9086 International (like 9913, but better) 48¢
CO-Flexl New! Flexible 9913-type, low loss for crank-up tower, rotators, HF-UHF 62¢
CO-RG-EX MM 95% Solid, Type IIIA Cover 23¢
RG-8X 95% Braid, Premium Qual. 18¢
RG-213 Mil-Type Prem. Coax 34¢

300 Ohm Poly Ladder-Line 13¢
450 Ohm Poly Ladder-Line 13¢
300 Ohm Heavy Twin 13¢
72 Ohm Super Twin 29¢
#14 Antenna Wire 8¢

Wire & cable Sale prices on 100' incr. only.

BALUNS
Current-type Laboratory Developed Unequaled Specifications 14 models for every application Superior Construction, Stainless hardware

B1-2K 1:1 2KW 'Current-Balun'	\$17.95
B4-1.5K 4:1 Low loss 1.5K 80-10M	\$19.95
Y1-4K Current-type Beam Balun 1:1 4KW	\$24.95
Remote Balun 4:1 Open-wire to coax Current-Balun	\$28.95

(804) 484-0140

Free 80 page Discount Catalog. Everything for wire antennas, connectors, coax. Allow 4 - 6 weeks for Bulk mail delivery of Catalog or send \$2 for catalog by Priority Mail. Mention ad for these prices. Prices are subject to change. ADD SHIPPING - Call for COD. Visa & MC welcome. Give card #, exp. date, signature. VA residents add 4.5% Sales tax. See ad in QST and CQ.

DEALER INQUIRIES INVITED
Box 6159 • Portsmouth, VA 23703

CIRCLE 150 ON READER SERVICE CARD

GIVE YOUR HR-2510 HR-2600
the same features as the "BIG RIGS"

- 30 Memory Channels
- Automatic Repeater Offset
- Programmable Transmit Timeout
- Programmable Seek/Scan (5 Khz, etc)
- Programmable Mike/Channel Buttons
- Programmable Transmit Freq. Limits
- Extended Frequency Range (10 to 12 meters)
- Priority Channel
- Split Frequency
- Many More Features

All these features by replacing your radio's existing "CPU" chip! (Priority Channel requires optional hardware)

\$59.95 (Optional Chip Socket \$7.50)
Includes Operator's and Installation Manuals

CHIPSWITCH
4773 Sonoma Hwy. Suite 132
Santa Rosa, CA 95409-4269
Write or call (707) 539-0512 for free information
Quantity prices available. Dealer inquires welcome

CIRCLE 265 ON READER SERVICE CARD
73 Amateur Radio Today • April, 1992 85

ASK KABOOM

The Tech Answer Man

Michael Geier KB1UM
%73 Magazine
Forest Rd.
Hancock NH 03449

Receivers

Let's wrap up our discussion of receivers and then look at a few letters.

We've seen how a signal progresses from the antenna to the speaker in a superheterodyne receiver. The IF-based scheme gives us lots of selectivity, and we can get plenty of sensitivity at the RF input, or "front-end" stage, so we're all done, right? Well, almost.

AGC

One of the annoying things about radio signals, especially those which have traveled thousands of miles and been bent around by the ionosphere, is that they fade in and out. This fading causes unpleasant volume changes, which can range from bare audibility to receiver overload, in the recovered signal, and it is very desirable to attempt to compensate for it right in the radio. But when we are receiving AM or SSB, the amplitude of the signal is what carries the intelligence we want to recover, so how can we tell the difference between changes in amplitude caused by modulation and those caused by atmospheric distortions?

Turns out it's fairly easy. Luckily, fading happens much, much slower than modulation, so we can simply pick off some of the IF signal, rectify it and then low-pass filter it to remove the modulation. If we're really smart, we sample the signal after the ceramic filter, so that signals near our listening frequency but not within the filter's passband will not affect the AGC.

What's left will be a varying DC voltage corresponding to the average level of the incoming signal. At least it works that way for AM, which has a constant carrier. For SSB, you get a varying DC voltage corresponding to the voice level, because essentially there is no signal between syllables. Either way, the speed at which the voltage can change is governed by the low-pass filter. The bigger the filter capacitor, the slower the changes which can result. It's no different than the effect of capacitive filtering in a power supply; bigger cap, less hum. Really big cap, smooth DC, right?

OK, so now we've got this varying DC voltage. What do we do with it? We use it to control the gain of the front end or the early IF stages, that's what! If the signal gets too strong, we clamp the gain of those stages down and bring it back to a reasonable size. If it gets too weak, we open 'em up wide and build it up as much as we can.

If your rig has a fast/slow AGC control, it lets you select the size of the AGC filter, or *time constant*. A short time constant is great for CW, because unwanted signals in the passband, or static, will not clamp the gain down and cause you to miss any dits or dahs. For SSB, though, such a fast-acting AGC will make the voice sound choppy and echoey, so a slower time constant is in order. Most SSB AGC circuits are designed to respond to voice peaks, which simply means that the filter capacitor is made to charge faster than it discharges. The result is that the receiver's gain follows loud speech elements quickly, without "pumping" like a too-fast AGC. This makes for the most pleasing, natural sound. A good AGC circuit which responds properly causes the radio to reproduce quality speech. A poor one can exhibit "overshoot" by not catching voice peaks in time. (Really, they ought to call it "undershoot"!)

Such a bad circuit will make the radio sound "peaky" and distorted on the louder speech sounds.

"OK, so now we've got this varying DC voltage. What do we do with it?"

Even AGC has its limits. A good one might correct an 80-decibel signal change to within 6 dB or so. To get an idea of how much better that is, try turning your AGC completely off if your rig lets you do that. I promise you, you won't be able to listen to it for more than a few seconds. AGC is vital to good receiver performance.

Spreading It Around

As with any other device, different designers have various ways of implementing the basic superhet concept. Sure, all superhets have a front end, a mixer, one or more IF chains and a detector. But consider this: Each stage contributes in some way to the overall sensitivity of the radio. Might there be some optimum way to distribute the amounts of gain? What do we have to gain (OK, a little pun intended) by worrying about this?

If we put most of our receiver's gain in one or two stages, we are asking those overworked areas to have quite a bit of dynamic range. Dynamic range is the difference in strength between the smallest signal the radio can hear and the biggest one it can handle before overload. The figure is expressed in decibels, and the bigger the number the better.

Since the objective is good overall dynamic range from antenna to speaker, it pays to spread the job around a

bit. Especially in the front end RF amp, it is not practical to have barrelsful of gain and high resistance to overload, even with AGC. The solution is to limit the gain of the amp and make up for it in the IF stages. Even the audio amp can be used to advantage here; the more audio gain you have, the less signal you need to drive the speaker in the first place.

So why have an RF amp at all? In fact, some receivers omit it! It takes very careful mixer and IF design, though, to get enough gain without one, particularly at the higher frequencies where mixer losses and stray capacitances can wipe much of the desired signal out before it ever gets to the IF stages. In particular, passive diode mixers work poorly without an RF amp, because the voltage drop across the diodes causes you to lose small signals.

Dynamic range figures for good modern receivers can range from about 85 dB to 115 dB. Consider this: A compact disc player has about a 90 dB dynamic range. Our radios aren't doing too badly at all!

Phase It In

If you've been following the articles for the past few years, you've read about phase noise. What the heck is that?

As with any other circuit, an oscillator is not perfect. Along with its signal, it generates some noise. Some of that is in the form of amplitude noise, which can be thought of kind of like tape hiss in an audio recorder. Another type of noise is "phase" noise, which basically is random FM. In other words, the precise frequency of the oscillator wobbles just a little bit.

In a crystal oscillator, phase noise is very small, because the crystal is very steeply resonant. It forces the frequency to remain pretty constant. In an LC oscillator, the noise is still pretty small, again because of the high Q of the tank circuit.

In a synthesized design, though, the oscillator runs free with a low Q and its frequency is constantly being corrected by the synthesizer's digital circuitry. In order for it to be able to steer the oscillator, there has to be some error! The result is that the oscillator wobbles around its frequency. Careful design can reduce the wobbles to a very low level, but they are never as low as with a high-Q oscillator.

Open Wide . . .

The result of phase noise is that the receiver's passband appears wider than it actually is, because the oscillators used for mixing are moving around a little. It's almost as if you were wiggling the tuning knob around very fast.

As a result, signals which shouldn't be in the passband get heard. Also, there's a "hissy" effect which garbles the audio a bit. Many of today's synthesized rigs suffer to some degree from this, but great strides are being made to eliminate the problem. The direct digital synthesis approach, in which the sine waves are digitally generated, greatly reduces phase noise, because there no longer is an analog oscillator which is constantly being corrected. I expect that we will see this system used more and more.

Well, I think that about wraps up the receiver topic. Now, let's look at those letters:

Dear Kaboom,

I need some kind of wideband power amp for RF. It doesn't have to have more than 1 watt of output, but a preamp won't do, and the commercial units cost too much. Are there any simple power amps around?

Signed,
Gettin' Stronger

Dear Stronger,

Sure! Power FETs make lovely RF power amps and will work to a few watts or more. Of course, things get tricky up at VHF, but for HF they are great. Lots of QRP rigs have been published in this magazine and others. For a simple amp which might help, take a look at my "Cassette Box Special," which appeared in the April 1990 issue of *73 Amateur Radio*. That one includes a simple driver and it might do the trick. It's cheap enough that you can try it and discard it if it doesn't work for you. Good luck!

Dear Kaboom,

Why do rigs with transistor finals have no loading controls like tube units? Seems to me the manufacturers are making lots of dough off of SWR bridges and tuners by omitting the built-in matching networks. Are we getting ripped off or what?

Signed,
Tuner Up

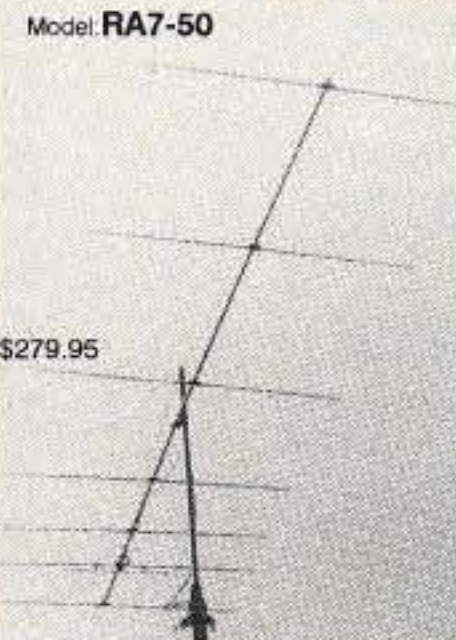
Dear Tuner,

No, I don't think so. The high-impedance characteristic of tubes made a pi network mandatory and, because it wasn't practical to make one which wasn't frequency sensitive, the controls had to be there. Transistors, though, are rather low impedance, so a simple wideband transformer will get you to 50 ohms without the frequency-specific problems. In fact, some early transistor units did have loading controls, and I suppose they could match a wider SWR range. But I think most of us prefer not to have to twiddle knobs every time we change frequency and the modern approach makes things simple, at least as long as you have a matched antenna. And, of course, we do have automatic matching networks today—they're called autotuners!

73 and see you all next month. 73

Presenting
The Finest 50 MHz Yagi Available!
 Model: **RA7-50**

Design by K3IPW



Model: RA7-50

ELECTRICAL SPECIFICATIONS:

Measured gain	10.5 dBd
E-Plane beamwidth	41 deg
H-Plane beamwidth	47 deg
Sidelobe attenuation	
1st E-Plane	-22 dB
1st H-Plane	-14 dB
SWR	1.03:1 typical
F/B ratio	25 dB
Maximum Power	2000 Watts
Impedance	50 ohm

MECHANICAL SPECIFICATIONS:

Length	26ft. 7in
Boom	1.5"OD 6061 T-6 Aluminum
Elements	1/2" Al tubing
Element mounts	Extruded Aluminum
Wind survival	90+MPH
Mast	up to 2" diameter
All Stainless Steel Element Hardware	
Coax connector	N-type
Weight	19.7 lb

ALSO AVAILABLE
 RA4-50, RA7-50, RA8-2UWB, FO12-144, FO12-147, FO15-144
 FO16-222, FO22-432, FO22-ATV, FO25-432, FO33-432, FO11-440
 POWER DIVIDERS STACKING FRAMES


We supply those hard to find parts for the home builder
 Add \$9 UPS S/H for each antenna, \$14 west of the Mississippi
 PA residents add 6% state sales tax.

RUTLAND ARRAYS

1703 Warren St. • New Cumberland, PA 17070
 (717) 774-5298 7-10 pm EST
 DEALER INQUIRIES ARE INVITED
 CALL OR WRITE FOR OUR NEW CATALOG!

CIRCLE 71 ON READER SERVICE CARD

Natural Voice Playback Board



- Repeater Identifiers
- Contest Stations
- Site Alarms
- Remote Telemetry
- Weather Stations
- Multiple Languages
- Emergency Announcements

DataVoice - DV-64

Add a Recorded Natural Voice to your system or equipment. Voice vocabularies or multiple phrases up to 1 minute in a Natural Voice is saved in Non-Volatile E-Prom memory. (If power is removed the recordings will not be lost). We'll record your message(s) in a male or female voice - or - you can record the library by using the optional SDS-1000 development board on an IBM or compatible computer.


Parallel Input Word Select	8 ohm Audio output
500 ma Keyline Output	600 ohm Audio output
32 Kb sampling rate	+9v to +14v Supply
Multiple Modes	Size : 4.00" x 4.25"
30 sec - 30 minute Timers	Connectors Included

Price \$ 169.00 Single Qty (programmed)

Palomar Telecom, Inc.
 300 Enterprise St. Suite E
 (619) 746-7998

CIRCLE 139 ON READER SERVICE CARD

**MAKE CIRCUIT BOARDS
 THE NEW, EASY WAY**



WITH TEC-200 FILM

JUST 3 EASY STEPS:

- Copy circuit pattern on TEC-200 film using any plain paper copier
- Iron film on to copper clad board
- Peel off film and etch

convenient 8½ x 11 size
 With Complete Instructions

SATISFACTION GUARANTEED

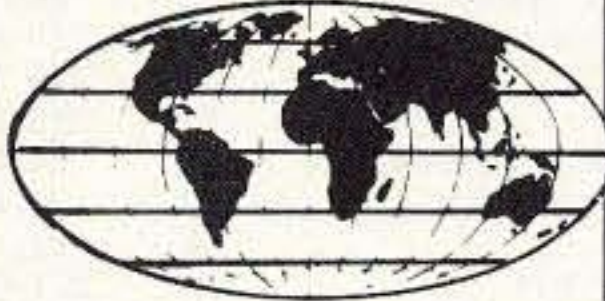
5 Sheets for \$3.95 10 Sheets only \$5.95
 add \$1.50 postage NY Res. add sales tax

The MEADOWLAKE Corp.

Dept. R, P.O. Box 497
 Northport, New York 11768

JAN Crystals

*your reliable source for
 a world of crystal clear
 communication*



- Commercial Two-Way
- MicroProcessors
- Amateur/Experimental
- Scanners/Monitors/Pagers
- Satellite-Telemetry
- Plus custom applications

EXPEDITED ORDER SERVICE!

FOR FREE CATALOG,
 CALL OR WRITE:



JAN CRYSTALS

P.O. Box 06017
 Ft. Myers, FL 33906
 (813) 936-2397

TOLL FREE 1-800-526-9825

FAX ORDERS: 1-813-936-3750

CIRCLE 240 ON READER SERVICE CARD

Say you saw it in 73

**Why buy a TNC?
 PC HF FAX + PC SWL \$179.00**

SPECIAL COMBINATION OFFER

For a limited time, if you order PC HF FAX \$99 (see our other ad in this issue), you can add our new and improved PC SWL 3.0 for \$80.00 instead of our regular low price of \$99.00.

PC SWL contains the hardware, software, instructions and frequency lists needed to allow you to receive a vast variety of digital broadcasts transmitted over shortwave radio. All you need is any IBM PC or compatible computer and an SSB shortwave receiver. The product consists of:

- Demodulator
- Digital Signal Processing Software
- 200 Page Tutorial Reference Manual
- World wide Utility Frequency List
- Tutorial Audio Cassette with Samples

PC SWL automatically decodes Morse code, RTTY, AMTOR, SITOR, NAVTEX and ASCII.

PC SWL lets you tune in on world press services meteorological broadcasts, ham radio operators, coastal shore stations, aviation telex and much more digital action on the shortwave bands. Why pay for another expensive box when a simple interface and your PC can do the job?

ADVANCED FEATURES:

- Tuning Oscilloscope
- Digital Waveform Presentations
- Auto Calibration and Code Recognition
- Continuously Tunable Filter Frequencies
- Variable Shift
- Adjustable CW Filter Sensitivity
- Unattended Capture and Printing
- Integrated Text Editor
- Integrated Log and Database
- Shell to DOS applications
- Seamless Integration with PC HF Facsimile

Call or write for our complete catalog of products.
 Visa & MasterCard welcome.

Software Systems Consulting

615 S. El Camino Real, San Clemente, CA 92672
 Tel: (714) 498-5784 Fax: (714) 498-0568


CIRCLE 244 ON READER SERVICE CARD

**KE2AM's
 VOICE ID'er/
 REPEATER CONTROLLER**

COMPLETELY SELF CONTAINED-just add radios, power, mic, and you have a repeater. Record any voice into battery backup Non-Volatile RAM. On-board timers take care of ID, squelch tail, and time-out timing. Mixer for receiver and ID'er audio. Muting of receive audio during squelch tail. COR or squelch activated. All buffered I/O.

VER B FEATURES

- ✓ VOICE ID'er
- ✓ AUDIO MIXER 2v p-p
- ✓ 400ma TX DRIVE
- ✓ +8 TO 15v OPERATION
- ✓ TIME-OUT, ID, TIMERS
- ✓ SMALL SIZE 3.2" X 3.4"
- ✓ SQUELCH, COR KEYED
- ✓ MADE IN U.S.A.
- ✓ HIGH QUALITY
- ✓ LOW PRICE
- ✓ BATTERY BACKUP RAM
- ✓ SCHEMATICS INCLUDED



GET-TECH
 201 Riley Road
 New Windsor, NY
 12553
 (914) 564-5347

SEE REVIEW OF (VER A) 73 MAG JUNE'91
 NOT A KIT **\$99.00**
 ORDER BY PHONE OR MAIL, IN U.S.A.
 ADD \$5 FOR SHIPPING AND HANDLING.
 COD CHARGES ARE ADDITIONAL.

CIRCLE 195 ON READER SERVICE CARD

**SMILE... YOU'RE NOT ON TV...
 CALL 1-800-KILL-TV!**

**TO ORDER
 RFI FILTERS THAT REALLY WORK
 BX-2S Screws On to tv/vcr input
 Now used by FCC during investigations**



The World Famous BX cable-TV filter \$24.95
 TP-530IN newer and better filter \$18.95

30 DAY RETURN-FOR-REFUND GUARANTEE

Replace Unfilterable Electronic Telephones With Our
 NEW TP-XL Filtered Touch-Tone Telephone ... \$49.95.

Prices subject to change without notice.
 Shipping and handling extra.

100% money-back guarantee.

800 number for orders only...
 For engineering help, (512) 899-4575
 or (512) 656-3635

Tom Coffee, W4PSC (R & D Eng.)

TCE LABORATORIES

Rt. 9, Box 243D

New Braunfels, TX 78133

DEALER INQUIRIES ARE NOW INVITED

CIRCLE 87 ON READER SERVICE CARD

SWEEP GENERATOR



**HEWLETT-PACKARD
 8601A**, compact unit covers 100 KHz to 110 MHz in two bands. Output +20 to -110 DB in 10DB steps and 13 DB vernier; 1 KHz modulation FM or AM. Copy of manual included; 6x7.8x16, 28 lbs sh.

Used-reparable with output \$395

TS-1771A WATTMETER, RF absorption type for 30-1000 MHz, 50 or 150 watts read on 3.5" meter; 7.5x5.5x16.5, 9 lbs. USED \$99.50

QRP CIRCUIT CARDS by Ryan Comm; high quality 2"x4" CW boards for active low-band freq. Output varies 0.75-2.5 W as DC input is varied 10-16 V; 2N3019 P-A transistor. Specify board range: 1.8-2.0 MHz... \$44 ea 3.5-4 MHz... \$33 ea; 7-7.3 or 10.1-10.15 MHz... \$30 ea Set of 4 Boards (1 of each freq.) \$120

Prices F.O.B. Lima, O. • VISA, MASTERCARD Accepted.
 Allow for Shipping • Write for latest Catalog
 Address Dept. 73 • Phone 419/227-6573

FAIR RADIO SALES

1016 E. EUREKA • Box 1105 • LIMA, OHIO • 45802

CIRCLE 75 ON READER SERVICE CARD

ADVERTISERS

R.S.#	page	R.S.#	page	R.S.#	page	R.S.#	page	
164	Ace Communications of Indianapolis	41	• Dallas Ham Convention	51	101	Maxcom, Inc.	79*	
•	Advanced Electronic Application	9*	• Davis RF Co.	84	•	Meadowlake Corporation	87	
253	Alabama Amateur Electronics	34	• Dayton Hamvention	97	241	Media Mentors	34*	
67	Alinco Electronics	45*	257	Delta Research	53	44	Metro Printing	25
194	All Electronics Corporation	24	•	Diamond Antenna	2	86	MFJ Enterprises	11
•	Amateur Electronics Supply	43*	155	Digi Max	56	162	Michigan Radio	71
107	Antennas West	79	143	Digital Interactive	72	160	Micro Computer Concepts	34
5	Antennas West	83	13	Doppler Systems	95	144	Micro Control Specialties	67
296	Antennas West	83	19	Doug Hall Electronics	56	30	Micro Video Products	84
89	Antennas West	84	•	Down East Microwave	17	114	Mr. Nicad	89
135	Antennas West	85	114	E. H. Yost	89	248	Motron Electronics	29
90	Antennas West	89	9	EasyTech	39	223	National Amateur Radio	93
236	Antennas West	95	•	Eavesdropping Detection	83	54	NCG	65
•	Associated Radio	95	•	Electronic Distributors	49	78	North Olmsted Amateur Radio	99
16	Astron Corporation	23	8	Elktronics	56	82	Oak Hills Research	85
27	Avcom of VA	88	•	Emcom Industries	72	227	Ocean State Electronics	77
21	B & B, Inc.	89	•	Engineering Consulting	65	•	Oklahoma Comm Center	104
53	Barker & Williamson	83	75	Fair Radio Sales	87	102	ONV Safety Belt	34
41	Barry Electronics Corporation	19	228	Forbes Group	93	28	Optoelectronics	61
74	Bestway Systems	81	169	G & G Electronics	81	172	Optoelectronics	33
42	Bilal Company	68	•	Gap Antenna Products	47	262	Outbacker Antenna Sales	17
•	BirmingHamfest '92	53	195	Get-Tech	87	•	P.C. Electronics	55,99*
197	Brainstorm Engineering	21	193	GGTE	95*	178	Pacific Cable Co. Inc	99
168	Buckmaster Publishing	34*	282	Giehl Electronics	17	264	Palomar Telecom	83
56	Buckmaster Publishing	89*	72	Glen Martin Engineering	34	139	Palomar Telecom	87
170	Buckmaster Publishing	85*	291	Gracilis	99	68	Periphex	50
7	Buckmaster Publishing	95*	192	Grapevine Group	56	249	Phillips-Tech	79
•	Burghart	54	57	Hamtronics, Inc.	63	49	PolyPhaser	20
•	Butternut Electronics	67	179	Icom	CV2,1,37*	•	Post Wallcovering Dist.	73
222	Byers Chassis Kits	79	77	Interflex Systems	79	•	Procomm	68
184	C & S Sales, Inc.	29	42	Isotron	68	145	QSO Software	101
•	CB City International	84	55	J-Com	73	26	Quantum Instruments	41
123	CCTV	55	240	Jan Crystals	87	132	Quement Electronics	65,81
265	Chipswitch	85	•	Japan Radio	69	147	R.L. Drake Company	21
186	Coaxial Dynamics	51	•	K-Comm	89	58	Radio Engineers	89
156	Compute Corporation	95	2	Kawa Productions	99	•	Radio Fun	93
99	Communication Concepts, Inc.	95	•	Kenwood USA Corp.	5,6, CV4	279	RAI Enterprises	95
10	Communication Specialist	59*	60	Larsen Antenna	57	34	Ramsey Electronics	31*
121	Communications Electronic	27	234	Lentini Communications	71	142	Ready-Pak Systems	73
15	Comtelco	29	47	Link-Com	51	171	RF Enterprises	53
146	Creative Control Products	72	25	Madison Electronic Supply	34	•	RF Parts Co.	75*
			230	Maggiore Electronics Lab	47	134	Rose	79

Bold listings are 73's new advertisers this month.

*Advertisers who have contributed to the National Advisory Committee (NIAC)

2-1000 MHz In One Sweep!

AVCOM's New PSA-65A Portable Spectrum Analyzer

The newest in the line of rugged spectrum analyzers from AVCOM offers amazing performance for only \$2,855.

AVCOM's new PSA-65A is the first low cost general purpose portable spectrum analyzer that's loaded with features. It's small, accurate, battery operated, has a wide frequency coverage - a must for every technician's bench. Great for field use too.

The PSA-65A covers frequencies thru 1000 MHz in one sweep with a sensitivity greater than -90 dBm at narrow spans. The PSA-65A is ideally suited for 2-way radio, cellular, cable, LAN, surveillance, educational, production and R&D work. Options include frequency extenders to enable the PSA-65A to be used at SATCOM and higher frequencies, audio demod for monitoring, log periodic antennas, carrying case (AVSAC), and more.

For more information, write, FAX or phone.

SWEEP RATE controls the speed of the sweep across the CRT.

VERT is used to position the display on the screen.

SCALE selects an amplitude sensitivity of either 10 dB/DIV or 2 dB/DIV

CENTER FREQUENCY 4 digit LCD display

TUNING adjusts the center frequency of the analyzer so that signals of interest appear at the center of the display and their frequency is read out on the LCD.

REFERENCE LEVEL adjusts input attenuator and IF gain. Calibrations in dBm and dBmV are provided.

ZERO SPAN instantly places analyzer in zero span mode and activates audio demodulator for convenient monitoring.

SPAN controls the width of the spectrum being displayed and automatically selects optimum resolution filter.

RF INPUT accepts signals to be observed from less than 2 Mhz to greater than 1000 Mhz.

VAR SPAN reduces the width of the spectrum being displayed for closer signal examination and enhanced amplitude accuracy.

AUXILIARY supports present and future optional accessories for the PSA-65A.

AUDIO DEMOD activates audio demod board and sets audio level.

AUDIO OUT drives low impedance earphone or speaker. Internal speaker provided with optional demod.

BAT CHG switch recharges PSA-65A to 80% capacity in approx. 6 hours.

POWER switch has 3 positions: Battery Operation, Standby and AC Line Operation. Ext. DC Power switch on rear panel for 12 volt operation.

Portable, attractively styled package and ergonometically engineered front panel.

Large bright screen for outdoor and indoor use.

AVCOM BRINGING HIGH TECHNOLOGY DOWN TO EARTH

500 SOUTHLAKE BOULEVARD
RICHMOND, VIRGINIA 23236
804-794-2500 FAX: 804-794-8284

Multiband AntennaPacks

EmergencyPacks contain QRV All Band kink-proof wx-sealed multi-band Dipole-V-Sloper antenna, 70' coax feedline, Quick Launch system, rotproof dacron support braid, 40 p Tech Manual. Complete. Ready for Action. One person installs in 15 minutes. Infopack \$1

Fastest Antennas in the West
Box 50062-S, Provo, UT 84605



CIRCLE 90 ON READER SERVICE CARD

CABLE T.V. CONVERTERS


Jerrold™, Oak, Scientific Atlantic, Zenith, & many others. "New" MTS stereo add-on: mute & volume. Ideal for 400 & 450 owners.

1-800-826-7623

B & B INC.

4030 Beau-D-Rue Drive, Eagan MN 55122

CIRCLE 21 ON READER SERVICE CARD



HamCall / CD-ROM
500,000 HAMS plus
1,000's of Public Domain
Amateur Radio Programs and Data

CD-ROM Disc	\$50.00
Philips CDD200	\$399.00
Philips CDD401	\$499.00
Shipping (per order)	\$5.00

SUCKMASTER Publishing
Rt. 3, Box 56 - Mineral, Virginia 23117
703-894-5777 - 800-282-5628

CIRCLE 56 ON READER SERVICE CARD



Factory Authorized Dealer & Service For

**KENWOOD
YAESU
ICOM**

Call Us For
Great Prices & Great Service

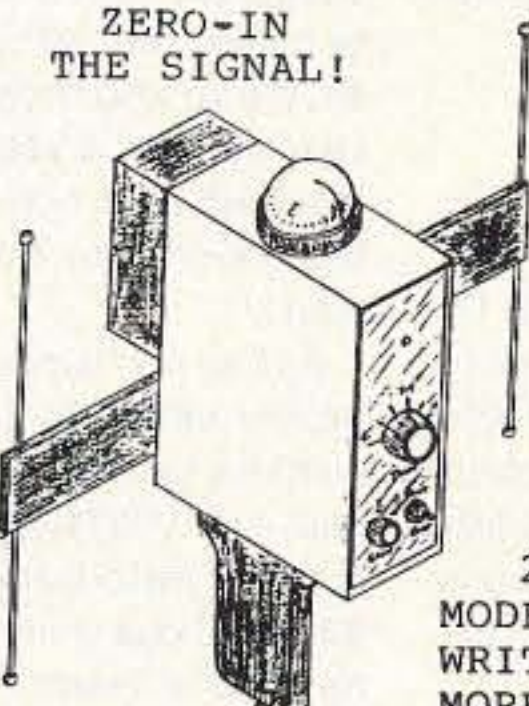
TOLL FREE ORDER LINE 1-800-344-3144
Continental U.S. & Texas

KCOMM, INC. SAN ANTONIO TEXAS
THE HAM CENTER
SALES AMATEUR RADIO SERVICE

5730 Mobud San Antonio, TX 78238 (512) 680-6110
FAX (512) 647-8007

VECTOR FINDER

ZERO-IN THE SIGNAL!



HAND-HELD PHASE SENSE ANTENNAS FOR VHF DIRECTION FINDING. USES ANY FM XCVR. COMPASS GIVES DIRECTION. ARMS FOLD FOR STORAGE. TYPE VF-142 COVERS BOTH 2-MTRS & 220MHZ. OTHER MODELS AVAILABLE. WRITE OR CALL FOR MORE INFO.

\$3.50 SHIPPING & TYPE VF-142
CA. ADD TAX) \$129.95 619-

RADIO ENGINEERS 565-1319
3941 MT. BRUNDAGE AVE.
SAN DIEGO CA.92111

CIRCLE 58 ON READER SERVICE CARD

Sell YOUR used gear
in **73** Classifieds...
Call Sue Colbert.

BATTERIES

Nickel-Cadmium, Alkaline, Lithium,
Sealed Lead Acid For Radios, Computers,
Etc. And All Portable Equipment

**YOU NEED BATTERIES?
WE'VE GOT BATTERIES!**
CALL US FOR FREE CATALOG




E.H.YOST & CO.

7344 TETIVA RD.
SAUK CITY, WI 53583
(608) 643-3194
FAX 608-643-4439

CIRCLE 114 ON READER SERVICE CARD

BATTERIES

You've bought our replacement batteries before...
NOW YOU CAN BUY DIRECT FROM US, THE MANUFACTURER!



ICOM
CM2, BP2 7.2v @ 500 MAH
CM5, BP5 10.8v @ 500 MAH

SUPER
7S 13.2v @ 1200 MAH
8S 9.6v @ 1200 MAH
(base charge only—1" longer)
ICOM CHARGERS AVAILABLE

NEW

FOR THE MONTH OF APRIL

10% off

Replacement Batteries for Kenwood

PB-13 7.2V @ 800 MAH

and

PB-14S 12V @ 800 MAH

1 1/4 in. longer than PB-14

Look for May's Special of the Month
Monthly discounts applicable to End-users ONLY.



**CUSTOM MADE BATTERY
PACKS & INSERTS**

Made to your specifications
Introductory Offer!

KENWOOD INSERTS

PB-25 PB-21
PB-26 PB-24

ICOM INSERTS

BP-3 BP-7
BP-5 BP-8

Prices and specifications subject to change without notice.

**1 SOURCE FOR ALL YOUR COMMUNICATION
BATTERY REPLACEMENT NEEDS.**

W & W ASSOCIATES

29-11 Parsons Boulevard, Flushing, N.Y. 11354

WORLD WIDE DISTRIBUTORSHIPS AVAILABLE. PLEASE INQUIRE.

In U.S. & Canada Call Toll Free (800) 221-0732 • IN NYS (718) 961-2103 • Telex: 51060 16795 • FAX: (718) 461-1978

CIRCLE 60 ON READER SERVICE CARD



Discover now accepted
NYS residents add
8 1/4 % sales tax.
Add for postage
and handling.

MADE IN
THE U.S.A.
SEND FOR
FREE CATALOG
AND PRICE LIST

Never Say Die

Continued from page 4

You also know that the worries over the greenhouse effect and so on are being re-evaluated. Global warming? Perhaps, but more due to sun spots than anything we're doing.

We do need activists, but we need educated activists, not religious fanatics and slogan shouters.

We know now that it isn't Japan that's causing our miseries. If you read much you know that foreigners own far less of America today than they did in 1914. You know that much of the Japan-bashing that's going on is dishonest and politically motivated. You also know that when it comes to protectionism, we have a terrible record which we'd rather not have mentioned.

In my report to the NH EDC I've outlined the major problems which have resulted in New Hampshire being the hardest hit of all the states by the recession. Then I've proposed 29 initiatives to get the state going again. The whole report is about 250 pages long. I'll eventually have it available in book form in case you'd like to read it... or perhaps send a copy to someone in your state government to give them some ideas on how to revive their economy. If you have any say in your local library buying, this would be a good addition.

The agricultural revolution is long past. Now the industrial revolution is fading, too, being replaced by the information revolution. Today it's what you know and what skills you have that count the most. It's not how hard you work, but how smart. Hard doesn't hurt, but without smart it's paying off less and less.

So what can you do to help generate thousands of new hams every year in your state? Are you going to wait around for a parade to get started and join it? Or are you going to start the parade? I guess it all depends on whether you are a doer or a watcher. I never was much of a watcher. I can't even sit and watch ball games.

Ignoring The Problem

Is the loss of every past reason for amateur radio to be allocated hundreds of billions of dollars in precious bands a problem we can ignore and have it go away? Is this a problem we can refuse to face? We can hide from? Can we plead ignorance? In my experience people either keep up with progress or get buried by it. Well, technology has passed us by, so we either have to start preparing ourselves for our burial or we have to come up with a valid new reason for the hobby... one that will hold water when we're asked if we're repaying our country for our bands.

I believe we can reinvent the hobby and that without it America (and the rest of the world, for that matter) will have a much more difficult time coping with modern technologies. Electronic, communication and computer technologies are moving ahead faster and faster, so the longer we wait to start

giving our kids a head start with amateur radio, the longer it's going to take for America to catch up with Japan and Europe.

If you have any other ideas for reinventing amateur radio, we need all the arguments we can muster. You know what new communications technologies are being developed and you have a darned good idea of how much bandwidth they're going to require, so you understand the urgency.

I'm doing what I can up here in New Hampshire. What are you doing in your state? Are you kerchunking repeaters and watching basketball games on TV? What'll it take to get you into action?

Can America Do It?

How difficult would it be, if we really wanted, for us to regain our lost consumer electronics industries? Or should we even bother, considering the enormous obstacles involved? And what 'n hell has this to do with amateur radio? If "hell" offends you, please substitute "dad blamed," or take a short walk on almost any New York street and get desensitized.

***"I'm doing what I can up here
in New Hampshire. What are you
doing in your state?"***

I believe that it's not just possible for us to regain our consumer electronic industry, but that it's of critical importance. Further, as the leading hobby in the electronics field, I think we amateurs are in a far better position to do something about this than any other group.

Let's start with last things first... our ability as radio amateurs to do something. Since what few of the general public who have heard of amateur radio tend to view it as an enormously technical hobby which is eons beyond anything they could possibly understand, why not trade on this ignorance? The altitude this gives us can be used as a platform from which to pontificate. As priests of the mysterious and unknown, they'll tend to believe us.

Sure, you know how little you actually know about radio and electronics. And I know how little you even want to know. I get your letters whining or canceling every time I publish an article requiring more than casual thought. But the general public doesn't know and if you do what I say, I won't tell them what humbugs many of us government-licensed amateurs really are. So pay attention.

Our Electronic Future

Unless you're still reading your 1938 QSTs, you are aware on some level that high tech is the future. Heck, it's

the present too, but it's only going to get higher in the future. I'm talking shirt pocket communicators with fax print-out. I'm talking home theaters. I'm talking smart homes. I'm talking smart cars. I'm talking even smarter offices. I'm also talking hundreds of billions of dollars in manufacturing, sales and service.

We've not just let Japan drive away with most of our consumer electronics industries, we've helped them pack the trucks. We cut off our supply of engineers, technicians and scientists at the same time as electronic technology was exploding. We did this by discouraging kids from scientific careers and by cutting the math and science courses. We've also choked off tens of thousands of kids a year who used to pursue high-tech careers as a result of being excited by amateur radio in their teens.

As I've mentioned until the ARRL directors turn blue that before their Incentive Licensing rule change was proposed in 1963 80% of all newcomers to amateur radio were teenagers... and 80% of those went on to high-tech careers as a result. If this growth had

continued on the same curve as from WWII we'd have well over three million more high-tech American workers available for R&D and we'd have nearly five million licensed hams instead of one-tenth that.

I hope you'll agree with me that we're going to need a high-tech educated work force if we're going to try and regain our electronics industries. That isn't all we're going to need, obviously, but a work force is basic and no matter what else we do we're helpless if we don't have it.

I hope you'll also agree with me that there's a lot we amateurs can do to prime the pump and get America started toward creating this work force. No, it isn't going to be easy. We'll be up against entrenched teacher's unions and politicians who are being bribed by these unions to prevent change. We'll be up against apathy, ignorance, and vested interests. Are you ready to give it up as hopeless? Where's your dad blamed gumption?

Opportunities

With three major new consumer electronics technologies looming on the horizon and inevitably coming, we have a unique opportunity to get the edge we need to start rebuilding our consumer electronic industry.

What are the three new technologies? Heck, you know the answer... or should. One is digital audio broad-

casting (DAB), the second is high definition TV (HDTV), and the third is the combining of computers with the above in what we're calling multi-media (MM).

Since more and more of our electronic circuits are being handled on integrated circuit chips and less with discrete parts, the loss of our parts manufacturing plants is getting to be less and less of a problem.

I worried when our resistor, capacitor and transformer companies closed down as electronic manufacturing moved to Japan and Taiwan. Today we're doing more and more of the signal processing with chips and less with parts. We still need power supplies and power output circuits, but the parts count is far down from the past.

While we managed to lose most of our memory chip manufacturing, we're still hanging in there with microprocessors and special design chips, so we're actually in a good position to start building DAB and HDTV equipment here.

Being new technologies, there's an opportunity for small entrepreneurial companies to get into this field and grow... much like Apple did in the computer field.

Since these new technologies are wide open for experimentation, we amateurs have a golden opportunity to repay our country for the hundreds of billions of dollars in radio frequencies they're letting us use. If we don't start repayment there's an increasing chance the FCC will present a balloon payment bill and put us into bankruptcy. I'm talking Chapter 7, not 11, with our assets being auctioned off to the highest bidders. How much will your station be worth then?

Look, there wouldn't be cellular telephones today if we hadn't pioneered repeaters 20 years ago. So let's get busy and see what we can do with digital voice. Let's start working graphics into packet as a step toward multi-media. The next thing you know we'll be slugging full color video around in packets, complete with digital sound.

Old-timers will remember when we used to be called experimenters. These days we can build stuff with a few chips which would have taken several relay racks a few years ago. Well, if you'll build, I'll publish, and that'll inspire more people to build.

Yes, I know, I'll get lots of flak and subscription cancellations. Hey, I'm used to that. I lost tons of subscribers when I pushed repeaters 20 years ago. But I knew what I was doing was for the best interests of amateur radio, so I didn't let up.

Before that I pushed the heck out of sideband, again to the tune of a jeering crowd of AMers kvetching about Donald Duck radio. Oh, the static I got when I pushed solid-state circuits. Hams are tube people and always will be, said QST's technical editor.

Well, it's time again to get our poor old brains into gear. If you'll experiment and write, I'll publish. The next thing you know we'll be seeing some new entrepreneurial companies

For High Performance in Repeater Technology, Go with the Leader—

SPECTRUM



S-7R Basic Repeater

- "Stand Alone" or use with your controller



- 10-40 Watt Units
- 2M, 222, 440 MHz
- Super Sensitive/Selective Receivers
- Unusually Good Repeat Audio
- Proven Performance throughout the World!

Inquire About Our New Low Cost S-7R Repeaters

For that new Machine—Spectrum makes 2 lines of Repeaters—the Deluxe SCR1400 and the new basic low cost S-7R line.

The S-7R Repeaters maintain the quality of design, components and construction which have made Spectrum gear famous throughout the world for years.

However, all of the "bells & whistles" have been eliminated—at a large cost savings to you! The S-7R is a real "work-horse" basic machine designed for those who want excellent, super-reliable performance—but no frills! For use as a complete "stand-alone" unit, or with a controller.

Of course, if you do want a Full Featured/Super Deluxe Repeater with Full panel metering and controls, and a complete list of 'built-in' options, then you want our SCR1400—the new successor to the "Industry Standard" SCR1000/4000.

Available with Autopatch/Reverse Patch/Landline Control; TouchTone Control of various repeater functions; 'PL'; "Emergency Pwr./ID; High/Low TX Power; Tone & Timer Units; Sharp RX Filters; Power Amps, etc.

- Complete Line of VHF/UHF Rcvr. & Xmtr. Link Boards & Assemblies also available. Plus ID, COR, DTMF Control Bds., Antennas, Duplexers, Cabinets, etc. Inquire.
- New—6m Receivers



10-150 Watts

SCR1400 REPEATER W/150 WT. 2M Amp & 30A POWER SUPPLY.
(All items available separately)



Shown in optional cabinet.

Call or write today for details and prices! Get your order in A.S.A.P.

Sold Factory Direct or through Export Sales Reps. only.



SPECTRUM COMMUNICATIONS CORP.

1055 W. Germantown Pk, S4 • Norristown, PA 19403 • (215) 631-1710 • FAX: (215) 631-5017

CIRCLE 51 ON READER SERVICE CARD



DAN KB0XC—KIRBY KA0ZTS—LOUIS KA0IPN
RON N0KMR—DENISE YL—MALINE XYL—MIKE S00N
JOHN N0ISL/UB5W/UA4L/UA3A

1-800-426-2891

YAESU



	LIST	
FT-1000D Deluxe HF w/options	4399.00	Call \$
FT-1000 Deluxe HF	3399.00	Call \$
FT-767 GX Gen. Cvg Xcvr	2068.00	Call \$
FT-757 GX II Gen. Cvg Xcvr	1064.00	Call \$
FT-747 GX Gen. Cvg Xcvr	822.00	Call \$
FL-7000 16M-16M A	2279.00	Call \$
FT-736R AM		Call \$
FRG-8800 Ge		Call \$
FT-290R/II All A		Call \$
FT-690		Call \$
FT-790 AM		Call \$
FT-4700 2M		Call \$
FT-5200 2M		Call \$
FT-2400		Call \$
FT-212RH 2M F		Call \$
FT-712 70CM		Call \$
FT-470 2M/70CM F		Call \$
FT-411E 2M FM w/THH	55.00	Call \$
FT-811 70CM FM w/THH	10.00	Call \$
FT-26R 2M FM 2W HH	329.00	Call \$
FT-76R 70CM FM 2W HH	359.00	Call \$

Spring values!
Yaesu:
FT-890

ICOM



	LIST	
IC-781 Deluxe HF w/scope	6149.00	Call \$
IC-765 Gen. Cvg Xcvr	2692.00	Call \$
IC-735 Gen. Cvg Xcvr	1149.00	Call \$
IC-725 Gen. Cvg Xcvr	949.00	Call \$
IC-726 Gen. Cvg Xcvr	129.00	Call \$
IC-R7000 25MH		Call \$
IC-R71A 100kHz		Call \$
IC-275		Call \$
IC-475A 7		Call \$
IC-2410 2M		Call \$
IC-3220H		Call \$
IC-229A 2M		Call \$
IC-228H 2M		Call \$
IC-W2A 2		Call \$
IC-24AT 2M/70C	5.00	Call \$
IC-2SAT 2M w/THH	5.00	Call \$
IC-2SA 2M mini HH	4.00	Call \$
IC-3SAT 220MHz w/THH	449.00	Call \$
IC-4SAT 440MHz w/THH	449.00	Call \$
IC-4GAT 440MHz w/THH	449.00	Call \$

Spring values!
ICOM:
IC-24AT

ALINCO ELECTRONICS INC.

- AEA
- Astron
- Bencher
- Butternut
- Cushcraft
- Daiwa
- Hustler
- Kantronics
- KLM/Mirage
- Lakeview
- Larsen
- MFJ
- R.F. Concepts
- Sony
- Vibroplex
- Comet

Plus more . . . Thanks for your support.



1-800-426-2891

METRO: (612) 786-4475

2663 County Rd. I

Mounds View, MN 55112

Super Minnesota Watts 1-800-279-1503

CIRCLE 153 ON READER SERVICE CARD

73 Amateur Radio Today • April, 1992 91

springing up like spring shoots with digital audio and multi-media products.

Of course, without an influx of youngsters into our hobby, we're not going to have many experimenters. Worse, even if we invent two or three new consumer electronic industries, we'll lose 'em without the engineers our new manufacturers will need for their R&D.

Getting Started

The no-code license has helped our growth enormously. While the FCC's lost count of how many hams are actually licensed, we do know that we had a growth of around 7.8% last year... the biggest growth in decades. Oddly enough, even with the upsurge in Techs, the number of upgrades to higher licenses has dropped about two-thirds from 1990.

We know what we need to do if we want to have more growth. And we know that this will, in turn, result in more kids opting for high-tech careers. The main problem is getting into action. Well, that's the same kind of inertia we have to overcome if we're going to take off weight, get busy learning more, cut down on beer, take an interest in our own kid's education, and so on.

We need to get word of amateur radio into the local papers. We need to get kids interested in coming to our club meetings. We need to encourage them to start school clubs, even if we have to overcome objections from school authorities. We need to get our local TV reporters to do stories on our activities.

Like "Field of Dreams," if we build it, they will come. All you have to do is let kids know what fun they'll be able to have and, busy as they are, they'll be all over you wanting to know more. I'm very encouraged by the mail I've been getting. While there are still some old fogy ham clubs, more and more I'm getting letters and pictures from clubs who are bringing in kids and getting them licensed.

In some cases I'm seeing the old fogy clubs (and you know who you are) being bypassed and new clubs catering to youngsters being formed.

We have an opportunity right now to not only have a ball experimenting with some new communications technologies, we also have a golden opportunity for entrepreneurs to start some companies to supply parts and modules to help. I see a good chance for the "Apple" of the 1990s to get started.


Remember, it was just two kids that started Apple back in 1976, just a year-and-a-half after the first microcomputer was brought to the market. I still remember talking with Steve Wozniak and Steve Jobs in the garage of Jobs' home in Cupertino, watching the proto-



Photo A. W2NSD in Aspen.



Photo B. The rest of the Aspen crew (left to right): KO1I, KV1J, K9MWM, W2NSD, N0DBY.



KS7Z

Mt Shuksan(2783m)

QSL of the Month To enter your QSL, mail it in an envelope to 73, WGE Center, Forest Road, Hancock, NH 03449. Attn: QSL of the Month. Winners receive a one-year Subscription (or extension) to 73. Entries not in envelopes cannot be accepted.

type of the Apple I perform. Two youngsters.

I also remember meeting Bill Gates back in 1975 when he'd just brought a cobbled-together BASIC interpreter to MITS to use with their Altair 8800 computer. Another youngster.

No, not everyone makes it, but no one does that doesn't try. It isn't luck that wins, it's working hard and working smart. It's taking advantage of opportunities. Well, you've got one whale of an opportunity looking at you right now. You know, there isn't anything all that mysterious about digital audio... nothing that you couldn't learn in a few weeks, if you wanted.

Heck, I'm an old buzzard, yet I was able to cope with TV, and solid state when that came along. Then I had to get used to ICs. Next came computers and microprocessors. Now digital audio and I'm still game to learn. Bring on your compression algorithms and time domain.

Surely it must take a genius to cope with all this! Well perhaps, but only from Edison's concept of genius being 99% perspiration and 1% inspiration. It's work, but it's fun work. It's exciting work.

So what do you think? Can we do this or should we just resign ourselves to Chapter 7?

Raise Hell

My report to the New Hampshire Economic Development Commission with suggestions for 29 initiatives to help get the state out of the recession is now available on the 73 BBS. If you have any gumption to get your state going, some of my ideas might just work in your state too. One reader in Alaska sent copies of my report to several city mayors and has set up a group to get started with some of my initiatives.

Of course if you are tired, or just don't have the time to do anything, never mind. But do remember the incredible power one person can have.

I'm sure you are terribly busy. So am I. But in spite of managing (to some degree) 31 businesses, including 10 publications, I squeezed in the time to write a 230-page book on how to get New Hampshire going again. Now tell me how you are too busy to help your state out of the recession. **73**

**Sell your product
in 73
Call Dan Harper or
Louise O'Sullivan
today
800-225-5083**

NOW—NO CODE!

The Ham Radio Handbook by Don Stoner gets rave reviews as the best training aid to help you earn the no-code ham license. Over 200 pages, packed with information—all the test questions, correct answers and the theory behind the questions. Only \$9.95 (\$2.00 S&H).

YOU CAN PASS THE CODELESS HAM RADIO TEST AND WE GUARANTEE IT!

It's easy and fun with the **NARA Education Package**. You get Don Stoner's *Ham Radio Handbook*, IBM or Macintosh compatible software to test your knowledge after you have studied the book; an extensive list of Volunteer Examiners you can contact, the *FCC Rules and Regulations* for ham radio, a copy of *Amateur Radio King of Hobbies*, plus a bonus copy of our journal, *The Amateur Radio Communicator*, by mail. The **NARA Education Package** is only \$29.95 for the IBM or \$49.95 for the Mac version (\$3.00 S&H).

Join NARA today and enjoy the exciting world of ham radio — and beginners don't need to know the code! A one-year **NARA** membership & subscription to *The Amateur Radio Communicator* is only \$10.00.

NARA
NATIONAL AMATEUR RADIO ASSOCIATION

CALL US TODAY!!

P.O. Box 598, Redmond, WA 98073
Orders Only 1-800-GOT-2-HAM
Inquiries (206) 869-8052

CIRCLE 223 ON READER SERVICE CARD



CAN YOU SPOT THE ANTENNA?

Neither can your neighbors. At last a solution to antenna restrictions. The Ventenna™ slips over your existing vent pipe in less than 10 minutes, and with 2.6 dBi gain, your signal really gets out. The Ventenna is virtually invisible. And, there's no more rugged antenna made.

Call today to order your 2m, 220, 440 or scanner version of the Ventenna.

Only \$49.95.



P.O. Box 445, Rocklin, CA 95677
Orders: 1-800-551-5156

The Forbes Group



Please add \$4.00 for shipping and handling. Dealer inquiries invited.

CIRCLE 228 ON READER SERVICE CARD



Radio Fun

“The beginner’s guide to the exciting world of amateur radio.”

Radio Fun is packed full of information to help you get more fun out of amateur radio. Basic “how-to” articles will get you up and running on packet, ATV, RTTY, DXing, and the dozens of other activities that make amateur radio such a great hobby. You’ll get equipment reviews geared toward the newcomer. We’ll help you upgrade to a higher class license with monthly columns designed to teach you what you need to know in a fun and exciting way. You’ll find it all, and more, in the pages of *Radio Fun*. Don’t wait another minute. Subscribe today and you still get the charter subscription rate of only \$9.97 for one year. That’s 12 issues of the only ham radio magazine that is geared especially for the newcomer, or any ham who wants to get more fun and excitement out of amateur radio—*Radio Fun!*

12 issues for only \$9.97

Charter Subscription Rate

1-800-257-2346

YES! Sign me up right now! 12 issues of *Radio Fun* for \$9.97.

NAME _____ CALL _____

ADDRESS _____

CITY _____ STATE _____ ZIP _____

MC ___ Visa ___ Amex ___ Check ___ \$10 cash ___ MO ___

CARD # _____ EXPIRES _____

Class License ___ Year licensed ___ 73 Subscriber ___

QST subscriber ___ CQ Subscriber ___

Mail to: *Radio Fun*, P.O. Box 4926, Manchester, NH 03108
[Or call 800-257-2346 (in NH call 625-1163), FAX: 603-669-2835]

Canada add \$7.00 plus .70 GST. Foreign add \$12.00 surface, \$36.00 airmail. Newsstand Rate \$18.00. Basic Subscription Rate \$14.97. Monthly publication begins 9/91. O4D

Arnie Johnson N1BAC
43 Old Homestead Hwy.
N. Swanzey NH 03431

Notes from FN42

I have been truly enjoying myself the past several weeks before writing this. I have been assisting with the testing of a Bulletin Board System (BBS) for packet radio.

The operator of the BBS, Scott WA1YTW, inherited another operating BBS and computer after another ham, Alan W1FYR, decided that he could not continue to operate two BBSs at the same time because if he didn't make some time for himself and his family he would be by himself. Does that sound familiar? Anyway, continuing the story, Scott decided to change to a different BBS program but wished to keep the first system running until the second one was operating without bugs, to ensure a good transition.

You might think that this would be an easy task, considering that most of the BBS programs have been around for a while and all of the bugs have been worked out, but let me assure you that these programs are very intricate and you have to get things in just the right order or the program will crash and you can lose a lot of messages and traffic. We are very lucky to have another ham, Buzz WA1NHP, volunteer the use of his computer, his computer and radio knowledge, and his time to go through the associated hair-pulling and headaches to make this project the best it can be.

There is more to it than that. To allow the BBS to be used by many other hams, not just locals within simplex distance, it has to link into some sort of packet system, especially if it is located in what might be considered an RF hole. We are very lucky that within fair radio range of our BBS there is a node of the North East Digital Association (NEDA) packet network, SWNH: KA1BBG-1 (SWNH is short for South West New Hampshire). The gurus have been very helpful, especially Linds NR1N, in assisting in the proper parameter settings to make things work efficiently and properly.

This type of help and cooperation has occurred many times before this, in many different parts of our earth, by other hams volunteering their time and resources to make something good happen. I marvel at how I can enter a packet message in my packet Terminal Node Controller (TNC), have it picked up automatically by my Home BBS, and have it delivered automatically to its addressee, such as Ron Gang 4X1MK@4X4SV.ISR.EU in Israel, David Horsfall VK2KFU@VK2RWI.NSW.AUS.OC in Australia, or Milen Postadshieff LZ2MP@HB9AK.CHE.EU or LZ2MP@DK0MTV.DEU.EU in Bulgaria. Not only that, messages get back to my TNC automatically as well.

These things can only happen because of hams who care and are willing to make the effort.

One last thing before we move on: We must always remember that ham radio is involved in NON-COMMERCIAL subjects and activities. Some hams have gotten in trouble with the Federal Communications Commission (FCC) in the United States of America because they forgot or just didn't think! We must always be aware of what we are doing while using ham radio; we must make sure that we do not jeopardize our licenses. Even though I have packet capability, I have not publicized it in this column because the information I receive sent directly to me and used in this column might be construed as commercial since this magazine is in business to make money. So, if it's material related to this column, please send it to me in some other way. However, I would certainly love to make contact with other packet users around the world, if for no other reason than to demonstrate that packet works. Feel free to send a packet or two to me, but keep it non-commercial. 73, Arnie, N1BAC@WA1YTW.NH.U.S.A.NA

AUSTRALIA

David Horsfall VK2KFU
PO Box 257
Wahroonga NSW 2076
Packet:
VK2KFU@VK2RWI.NSW.AUS.OC
Internet: dave@ips.oz.au

The New Year has come and gone (at the time of my writing this), and there are some special celebrations this year, but more on that later. To follow on from my previous submission, there is no further information on a possible new grade of licence, the Code-less Novice, but I will advise as to what and when. By the time you read this, many amateurs (I hate the word "ham") will have returned from the Gosford Field Day, a veritable Mecca for enthusiasts. Whilst perhaps not up to the size of Dayton, nonetheless it's a busy affair, with disposal stalls, flea markets, lectures, demonstrations, equipment displays, etc. Is it my imagination that much of the "junk" finds its way to the various club auctions, thence back to Gosford? I'm sure there must be a "Law of Conservation of Junk" that holds here.

Some interesting developments are taking place in packet radio, with gateways being set up between the packet network and Internet, a worldwide computer network. The purpose is to provide a "worm-hole" for packet traffic, enabling faster distribution of mail and bulletins. Such gateways already exist in many parts of the world, and due to the efforts of a group affectionately known as the "packet underground," Australia is finally catching

up. Amateurs are also being encouraged to "wean" themselves away from 1200 bps [baud per second] operation, and to try faster speeds such as 2400, 4800, and 9600 bps. The current "network" of 1200 bps ROSE [RATS (Radio Amateur Telecommunications Society) Open System Environment] links is starting to look somewhat dated.

As previously intimated, this is a year of celebration for Sydney stations. The City of Sydney is celebrating the 150th anniversary of its incorporation as a city, and also the establishment of local government in the State of New South Wales. During this Sesquicentenary, the special callsign of VI 150 SYD is in use by various stations, clubs, and individuals in NSW. (Note that VI is a special prefix, and is reserved for special events, along with the AX prefix occasionally heard. Generally, "AX" is used by individual amateurs instead of "VK," whereas "VI" is reserved for event stations). As many frequencies and modes as practical, from DC to Daylight, will be in use. A special QSL card is available, and QSLs and SWL reports may be sent via the Bureau to VK2 QSL Bureau, PO Box 73, Teralba, NSW 2284, Australia. Those wishing to QSL direct may send a stamped self-addressed envelope (6-1/4" x 4-1/4") to: WIA (NSW Division), PO Box 1066, Parramatta, NSW 2124, Australia, for the attention of "VI 150 SYD."

Another Special Event Station is

VI2RC, operated by Tony VK2DEJ, to celebrate the bicentenary of the settlement of the town of Ryde in NSW, and its recent incorporation as a city. This station has been active since the start of the year, and so far Tony has worked all continents and 33 countries. VI2RC will be active for the remainder of the year, on all bands from 160m to 70cm. Prefix-chasers should certainly have something to keep them occupied!

Finally, the WIA Broadcasts recently introduced Harry Angel VK4HA. Harry turned 100 years old on 14th December last, and has been licenced since 1935. He has achieved many distinctions in his life, being an active DXer, contester, experimenter, and lecturer. It is his face that graces the cover of *Amateur Radio*, December 1991. At a hundred years old, is Harry VK4HA the oldest living amateur in the world? (I'll bet not even Wayne is that old, HII!)

Cheers for now. Dave Horsfall VK2KFU

AZORES

Portugal

Mike Lazaroff KB3RG/CU3LF
PSC 76, Box 1687
APO AE 09720

Picking up from my last contribution, here is some more background on the Azores.

The Azores were discovered and settled by the Portuguese in the 1400s



Photo A. Sr. Manuel Valadao CU3CS (left rear) and adult leaders with some of the Terceira Scouts with their home-brew 15 and 20 meter dipole during JOTA, October 1991.

AMATEUR RADIO EQUIPMENT

CALL

Comm P I nc.

800-942-8873
For Your Best Price

Authorized dealer for Icom, Kenwood, Yaesu, ASTRON, Belden, Bencher, AEA, Cushcraft, MFJ, RF Concepts, Hustler, Kantronics, Wilson, Diamond, Ham-10, Larsen, Wm. M. Nye, B&W, ARRL, Ameritron, Epson, Farr Corner, DTK

1057 East 2100 South, Salt Lake City, UT 84106
801-467-8873

CIRCLE 156 ON READER SERVICE CARD

ASSOCIATED RADIO

8012 CONSER BOX 4327
OVERLAND PARK, KANSAS 66204

CALL 913-381-5900

FAX 913-648-3020

BUY—SELL—TRADE

All brands new and reconditioned.

EVERY DAY
A HAMFEST
WE'LL BUY
YOUR
EXTRA RIG
STATIONS -
ESTATES ETC.



Send \$3.00 for our current catalog and wholesale sheet.

ATV CONVERTERS • HF LINEAR AMPLIFIERS

DISCOVER THE WORLD OF FAST SCAN TELEVISION



AMATEUR TELEVISION CONVERTERS
ATV2 420-450 \$44.95 Kit
ATV3 420-450 (GaAs-FET) \$49.95 Kit
ATV4 902-928 (GaAs-FET) \$59.95 Kit

AUDIO SQUELCH CONTROL for ATV
SIL \$39.95 Kit

2 METER VHF AMPLIFIERS
35 Watt Model 335A \$79.95 Kit
75 Watt Model 875A \$119.95 Kit
Available in kit or wired/tested

HF AMPLIFIERS per MOTOROLA BULLETINS

Complete Parts List for HF Amplifiers Described in the MOTOROLA Bulletins.

AN758 300W \$160.70	EB63 140W \$88.65
AN762 140W \$93.25	EB27A 300W \$139.20
AN779L 20W \$93.79	EB104 600W \$448.15
AN779H 20W \$93.19	AR305 300W \$383.52
AR313 300W \$403.00	

NEW!! 1K WATT 2-50 MHz Amplifier

POWER SPLITTERS and COMBINERS

600 Watt PEP 2-Port	\$69.95
1000 Watt PEP 2-Port	\$79.95
1200 Watt PEP 4-Port	\$89.95

100 WATT 420-450 MHz PUSH-PULL LINEAR AMPLIFIER - SSB-FM-ATV

KEB67-PR (Kit)	\$159.95
KEB67-PCB (PC Board)	\$18.00
KEB67-1 (Manual)	\$5.00

For detailed information and prices, call or write for our free catalog.

UNIVERSAL DIGITAL FREQUENCY READOUT TK-1 (Wired/tested) \$149.95

HEAT SINK MATERIAL

Model 99 Heat Sink (6.5x12x1.6)	\$22.00
CHS-6 Copper Spreader (6x6x1/4)	\$18.00

We also stock Hard-to-Find parts

CHIP CAPS—Kemet/ATC
METALCLAD MICA CAPS—Unelco/Semco
RF POWER TRANSISTORS
MINI-CIRCUIT MIXERS
SBL-1 (1-500MHz) \$6.50
SBL-1X (10-1000MHz) \$7.95
ARCO TRIMMER CAPACITORS
VK200-20/4B RF Choke \$1.20
56-590-65-3B Ferrite Bead \$.20
Broadband HF Transformers

Add \$3.50 for shipping and handling.

We ship worldwide.



CCI Communication Concepts Inc.


508 Millstone Drive • Xenia, Ohio 45385 • (513) 426-8600
FAX 513-429-3811



WE SHIP WORLDWIDE

CIRCLE 99 ON READER SERVICE CARD

INTERFERENCE LOCATION



- ★ 50 to 1000 MHZ
- ★ Stuck Microphones
- ★ Cable TV Leaks
- ★ Jammed Repeaters & Cell Sites



New Technology (patented) converts any VHF or UHF FM receiver into a sensitive Doppler shift radio direction finder. Simply plug into receiver's antenna and external speaker jacks. Models available with computer interface, synthesized speech, fixed site or mobile - 50 MHz to 1 GHz. Call or write for details.

DOPPLER SYSTEMS, INC.

P.O. Box 31819 (602) 488-9755
Phoenix, AZ 85046 FAX (602) 488-1295

CIRCLE 13 ON READER SERVICE CARD

High Performance Software by WA7RAI

DESIGN YAGIS THE EASY WAY.

WITH OUR HIGH SPEED YAGI MODELING PROGRAM

- 100% computer-generated yagis for non-tech users.
- Auto optimizer; optimum gain, F/B & bandwidth.
- Auto/manual modes. •2 - 12 elements to 500 mhz.
- Fastest analyzer available; calculates gain, F/B, and impedances in seconds (instantly w/math co-processor).
- Log or linear Ele. & Azi. polar plots w/ beamwidth.
- Easiest to use of all yagi modeling programs.
- Accuracy verified. •ARRL lab tested. •2 versions; for math co-processor & no math co-processor.
- Req. 360k & Hercules, CGA, EGA, or VGA graphics.

"Field testing showed the QUICKYAGI II plots to be very accurate...the speed and autodesign features are brilliant." -Martin Ellis, ZLIANJ

Martin Ellis, president of the Auckland branch of the NZART, made the first ever NZ to Africa contact on 6 meters using a 6 el. QUICKYAGI II designed yagi.

QUICKYAGI II.....\$32.00*

CALL SIGN REQUIRED W/ ORDER.

For PC/XT/AT and Compatible. 5.25" & 3.5" floppies. *Add \$3.00 S & H; \$5.00 outside USA. Az. orders add 5.5% state tax.

RAI ENTERPRISES, 4508 N.48th Dr.
Phoenix, AZ 85031 USA

CIRCLE 279 ON READER SERVICE CARD

Silent Solar Power



The \$349.00 Bullet-Tested QRV Solar Power Supply keeps your repeater on the air 'round the clock or powers your 100w HF station 60 hrs a month. Control circuit speeds charge, protects gel cells & sealed batteries. Fully assembled, QRV, portable. Easily expanded.

Add \$10 S&H Info \$1
(801)373-8425 **AntennasWest**
Box 50062 Provo UT 84605

CIRCLE 236 ON READER SERVICE CARD

NEW ONLINE CALL DIRECTORY

Our new HAMCALL service gives you 494,114+ Hams, via your computer. \$29.95 per year — unlimited use!

BUCKMASTER PUBLISHING

Mineral, Virginia 23117

703: 894-5777 800: 282-5628

CIRCLE 7 ON READER SERVICE CARD

SCARED OF THE CODE?

IT'S A SNAP WITH THE ELEGANTLY SIMPLE MORSE TUTOR ADVANCED EDITION FOR BEGINNERS TO EXPERTS—AND BEYOND

Morse Code teaching software from GGTE is the most popular in the world—and for good reason. You'll learn quickest with the most modern teaching methods—including Farnsworth or standard code, on-screen flashcards, random characters, words and billions of conversations guaranteed to contain every required character every time—in 12 easy lessons.

Sneak through bothersome plateaus in one tenth of a word per minute steps. Or, create your own drills and play them, print them and save them to disk. Import, analyze and convert text to code for additional drills.

Get the software the ARRL sells and uses to create their practice and test tapes. Morse Tutor Advanced Edition is approved for VE exams at all levels. Morse Tutor is great—Morse Tutor Advanced Edition is even better—and it's in user selectable color. Order yours today.

For all MS-DOS computers (including laptops). Available at dealers, thru QST or 73 or send \$29.95

+ \$3 S&H (CA residents add 7.75% tax) to:

GGTE, P.O. Box 3405, Dept. MS,
Newport Beach, CA 92659

Specify 5¼ or 3½ inch disk
(price includes 1 year of free upgrades)



73

CIRCLE 193 ON READER SERVICE CARD

April - 1992

and 1500s. As an outpost of Portuguese power, by which it could protect lines of communication and serve as a stopover for supplies to the Portuguese vessels sailing the Atlantic, the Azores have played an important part in Portugal's history.

During World War II, the Azores became very important because of their geographic position between Europe and North America. Using the islands as a refueling station enabled air transports to reduce the round-trip flying time from the USA to Africa from 70 to 40 hours. During the latter part of the war, airbases were located on Santa Maria (now CU1) and Terceira (CU3). It was the "Grand Central Station" of the Air Force, serving the American-European Theatre with as many as 900 aircraft and 13,000 crew members and passengers passing through the islands in a single month.

When the British left Terceira in 1946, the US moved its military operations from Santa Maria to Lajes Field on Terceira. Since then, the American presence has remained as a result of periodically negotiated agreements between the US and Portugal. Today, Lajes Field is rather unique—the US Army maintains boats, the Navy flies planes, and the US Air Force takes care of the base! Yes, you read it right—more on this interesting bit of "military intelligence" next time.

Hams on Terceira helped local Scout troops participate in the annual Jamboree-on-the-Air (JOTA). JOTA, an annual event since 1958, brings together Scout troops worldwide via amateur radio. The Azores Regional Office of the CTT (the local licensing authority) issued the special call CU31OS for our JOTA station. Sr. Manuel Valadao CU3CS and I provided a station for the Scouts to use and supervised the operation. The CTT temporarily waived the usual third-party restrictions so the Scouts could communicate directly with other Scouts. We made many interesting contacts, including a QSO with OM3SCT, the station located at the headquarters of the Czechoslovakian Scouts. They told us that because of the liberalization of Eastern Europe, they were now allowed to have a station and participate in JOTA—something they couldn't do before. Naturally, they were very excited. All the other stations we contacted displayed the same enthusiasm, friendly spirit, and international goodwill that many of us were afraid had disappeared from the ham bands. Too bad each day couldn't be like that (especially on 20 meters)!

Until next time, 73 de Mike KB3RG/CU3LF.

ISRAEL

Ron Gang 4X1MK
Kibbutz Urim
D.N. Hanagev 85530
Israel

Packet: 4X1MK@4X4SV.ISR.EU

Emergency Autopatching Allowed

For years, the Israel Amateur Radio

Club has been lobbying the Ministry of Communications to allow some kind of emergency autopatches on the IARC repeater network. Finally, the efforts have paid off.

In the office of the Minister of Communications himself, Mr. Raphael Pinhasi, a ceremony of granting of authorizations to various parties was held, and those representing the Israel Amateur Radio Club were presented with a document. It permits the use of "an automatic device" on repeaters which can dial only the three-digit numbers for Police, Fire Department, and Red Star of David (the Israeli equivalent of the Red Cross) ambulance and first aid service.

No one will be able to dial home to find out how many liters of milk we were supposed to bring home, and the other three-digit numbers for services such as telephone directory assistance are also out-of-bounds. Another stipulation is that the service may be used only in emergency situations, and the Grade "C" Novice class licensees, who just over a year ago received VHF voice privileges, will not be allowed to use the autopatch.

A little background information: In the past, regular phone patching has been permitted to Grade "A" licensees (Advanced/Extra equivalent in the US) who are the only amateurs allowed to let a third party speak over their stations while the licensed ham remains physically in control of the transmitter. Grade "B" (Generals) could never legally use a phone patch, nor could they let someone else's voice go out on their transmissions. Until a number of years ago, the Grade "A"s had to pay a special license fee for a phone patch, but fortunately there has been some liberalization here. As for regular North American style autopatches, the Ministry of Communications has been adamant in their refusal to consider them.

What all this means is that soon a ham driving down the highway running into an accident will be able to ring up the authorities immediately, and this can mean the saving of lives. I don't understand why the 4Z9s (Novices) have been denied this service, as they have no enjoyment of their hobby added by this privilege, unless the Ministry believes that they can abuse the use of the emergency autopatch.

The IARC executive has already authorized the use of funds for installing the autopatches in the repeaters serving the major population centers, and it is hoped that this service will bear fruit in the further liberalization of third-party traffic in Israel.

NEW ZEALAND

Des Chapman ZL2VR
459 Kennedy Road
Napier
New Zealand

"Kia Ora" from ZL land again! "Have A Go (Again) 160m Activity" is again on the ZL programme for the 1992 year. Due to multiple requests to




Photo B. Sr. Manuel Valadao with Scouts and equipment CQing on 15 meters during JOTA.

"do it again" the Hastings Branch of NZART has set up the following event for your participation and enjoyment.

Get a group together and "borrow" a tower or crane or something at home (an 80m dipole works fine) and come up on 160m in March 1992—details follow: 1840 ±10KHz, 0800z–1200z, 20 and 21 March 1992. [Hopefully some of you readers will get this copy early enough to participate. I sure plan on setting my alarm to "give it a go," even with my minuscule station—Arnie]

Well, that's got that off. Now for 1991 in summary. We (NZART) got ourselves a new president, Trevor King ZL2AKW, from Wellington. He replaces Terry Carrell ZL3QL, who held the post for the last three years. Trevor is a keen construction man, being the "author" of many kit-set projects set up by the branch he belongs to. He is, of course, also an active ham operator.

Our Frequency Management Group, the NZART group who make recommendations on band plans, uses, etc., is investigating the use of a FAX frequency in the 2m band. There are several ZL amateurs interested in this new mode of communications.

This year saw the passing of Tom Clarkson ZL2AZ, "Mr. Amateur Radio," in ZL. Tom, known internationally through his IARU Region III associations, was one of our earliest licensed hams, and was President of NZART in 1930, very early in the association's existence. Tom was adamant on two things about amateur radio: the voluntary aspects of our hobby, for which the buzz word is currently "recreational," and secondly, the retention of a Morse code requirement to guarantee our international spectrum allocations against inroads from administrations "strapped for cash." We here in ZL respect his wishes as he was a very wise man in the international fields of amateur radio. He will be missed from amongst our ranks.

The NZART Administration Liaison Office has been attending various meetings with the Ministry of Commerce, our regulatory body, leading up to WARC-92 preparations. Fred Johnston ZL2AMJ will be our representative at the February meeting in Spain.

The recent Cyclone "Val," which devastated Western Samoa and American Samoa, again demonstrated the value of amateur radio in a civil emergency—all communications were lost with Western Samoa when the cyclone struck, with the winds up to 240km/h, and this situation continued for three days—but there were some contacts via amateur radio in those days after the cyclone's strength had abated. Even though there was no power, somehow the hams managed to "fire up" their equipment and get those vital words out about the devastation the cyclone had caused.

Television news pictures of the damage show the "flattening" of all buildings and vegetation, and an eyewitness Australian Army helicopter navigator who flew over the cyclone-ravaged islands said parts of the biggest island of Savai'i looked as if they had been hit by a nuclear blast. He said Cyclone Val had flattened houses, ripped off church roofs, snapped trees in half, and peppered the roads with debris. Some areas were still under water.

Another eyewitness said, "It is like the country has been hit by a sandblaster, and finished off by a water cannon—every building and house has been affected in some way." The damage is reported to be well in excess of NZ\$300 million.

So much for the "doom and gloom" reporting. On a brighter note, in this year's CQ Worldwide DX SSB Contest there was again a Kiwi Contest Group on the air from a site close to Martinborough, New Zealand. The team consisted of ZLs 2BI, 2IQ, 2IR, 2ASD, 2BKM, 2BPL, 2BSJ, 2UDF, 2ULG, 3IX, and 4OY.

Their antenna farm consisted of two 13m lattice towers topped with a 3-element yagi for 20m and a monster 6-element 15m yagi, as well as the usual 10m beam mounted atop a telegraph pole at 11m. The 40m antenna was a 4-element vertical maypole array which gave a lot of directivity, but, unfortunately, not enough gain. The group worked 6,500 contacts in the 48-hour period.

73 from ZL-land de Des Chapman ZL2VR. 73

DAYTON Hamvention

April 24, 25, 26, 1992

Early Reservation Information

• General Chairman, Ross Brown, WA8DQH

• Asst. General Chairman, Dave Grubb, KC8CF

- Giant 3 day flea market • Exhibits
- Free bus service • License exams
- Activities for the non-Ham

1992 Deadlines

Award Nominations: March 1

License Exams: March 23

Appointments will be mailed by April 13

Advance Registration and Banquet:

USA - April 3 Canada - March 27

Flea Market Space:

Spaces will be allocated by the Hamvention committee from all orders received prior to February 1. Express Mail NOT necessary! Notification of space assignment will be mailed by March 15, 1992.

Checks will not be deposited until after the selection process is complete.

Flea Market Tickets

maximum of 3 spaces per person (non-transferable). Tickets (valid all 3 days) will be sold ADVANCE ONLY. No spaces sold at gate. Vendors MUST order registration ticket when ordering flea market spaces.

Special Awards

Nominations are requested for "Amateur of the Year," "Special Achievement" and "Technical Excellence" awards. Refer to the Hamvention Program for nomination form or contact Hamvention Awards Chairman, Box 964, Dayton, OH 45401-0964.

License Exams

Advice thru Extra exams scheduled Saturday and Sunday by appointment only. Send FCC form 610 (Aug. 1985 or later) - with requested elements shown top of form, copy of present license and check for \$5.40 (payable to ARRL/VEC) to: Exam Registration, 330 Windbluff Point, Dayton, OH 45458-2855. No FAXes or Express Mail please!

Information

General Information: (513) 454-1456

FAX: (513) 890-5464 Attn: Hamvention
or, Box 964, Dayton, OH 45401-0964

Lodging Information: (513) 223-2612

(No Reservations By Phone)

Flea Market Information: (513) 767-1107

Lodging

Please write to Lodging, Dayton Hamvention, Chamber Plaza, 5th & Main Streets, Dayton, OH 45402-2400 or refer to our 1991 Hamvention program for a listing of hotel/motels located in the Dayton area.

HAMVENTION is sponsored by the Dayton Amateur Radio Association Inc.

Advance Registration Form

Dayton Hamvention 1992

Reservation Deadline - USA-April 3. Canada-March 27

Flea Market Reservation Deadline: February 1

Enclose check or money order for amount indicated and type or print your name and address clearly.

	How Many		
Admission (valid all 3 days)	_____	@ \$10.50*	\$ _____
Grand Banquet	_____	@ \$22.00**	\$ _____
Alt. Act. Luncheon (Saturday)	_____	@ \$8.50	\$ _____
(Sunday)	_____	@ \$8.50	\$ _____
Flea Market (Max. 3 spaces)	_____	\$30/1 space \$60/2 adjacent	\$ _____
Admission ticket must be ordered with flea market tickets	_____	\$150/3 adjacent	\$ _____
			Total \$ _____

* \$14.00 at door

** \$24.00 at door, if available

Make checks payable to - **Dayton HAMVENTION**

Mail to - **Dayton Hamvention
Box 1446
Dayton, OH 45401-1446**

73


3

Name _____

Address _____

City _____ State _____ Zip+4 _____

RACK AND CHASSIS BOXES



RACK BOXES				CHASSIS BOXES			
MODEL	H	D	PRICE	MODEL	W	D	PRICE
1RU5	1.75	5	\$29.40	MC-1A	4	3	\$15.75
1RU7	1.75	7	31.50	MC-2A	6	3	17.85
1RU10	1.75	10	33.60	MC-3A	8	3	19.95
2RU5	3.50	5	31.50	MC-4A	4	4	19.95
2RU7	3.50	7	33.60	MC-5A	6	4	19.95
2RU10	3.50	10	35.70	MC-6A	8	4	22.05
3RU5	5.25	5	39.60	MC-7A	4	7	19.95
3RU7	5.25	7	42.00	MC-8A	6	7	22.05
3RU10	5.25	10	44.10	MC-9A	8	7	24.15

FEATURES:
EASY TO FABRICATE
SHIPPED (FLAT)
ALL MAIN PANELS ARE
FLAT FRONT AND REAR
ARE CLEAR BRUSHED
ANODIZED TOP,
BOTTOM AND THE
END PANELS ARE
BLACK BRUSHED
ANODIZED.

NOT SHOWN

VISA / MC We also accept VISA and MasterCard. ORDER DIRECT FROM THE FACTORY. ON PREPAID ORDERS SHIPPED UPS GROUND NO CHARGE. SECOND DAY AIR \$10.00 NEXT DAY AIR \$20.00

SESCOM INC. 2100 WARD DRIVE HENDERSON, NV U.S.A.
89015-4949 (ORDERS) 800-834-3457 (TECHNICAL HELP)
702-565-3400 FAX 702-565-4828

CIRCLE 167 ON READER SERVICE CARD

SPY ON THE EARTH

See on your computer screen what 6 or more U.S., Russian and Japanese satellites see. Make money many ways. Makes a terrific science project. We manufacture and sell all the equipment you need. In business since 1956.

For complete details dial our electronic bulletin board anytime. 300-2400 baud. Modem configuration: 8 bits, 1 stop, no parity: (718)-740-3911. Voice 8AM-1PM: (718)-468-2720.

Or send \$20 for fantastic 8 disk program set for your IBM-PC.

Vanguard Labs

196-23 Jamaica Ave., Hollis NY 11423

MORSE CODE MUSIC?



Yes it's true! Now the morse code alphabet can be learned and enjoyed while doing aerobics, jogging, driving or dancing. Order "THE RHYTHM OF THE CODE" cassette single hit today!

Send **\$5.95** check or money order (please add \$2.00 S&H) to:

Kawa Productions

P.O. Box 319-ST
Weymouth, MA 02188
Mass Residents please add 5% sales tax
Dealer inquiries welcome

CIRCLE 2 ON READER SERVICE CARD

North Olmsted Amateur Radio
29462 Lorain Road
North Olmsted, OH 44070
216-777-9460

MFJ MIRAGE/KLM
Handi-Finder

DRSI Daiwa

Hustler
GAP Diamond

AMERITRON

many other items

CIRCLE 78 ON READER SERVICE CARD

CABLE TV DESCRAMBLERS

***** PRESENTING *****
***** STARRING *****
JERROLD, HAMLIN, OAK
AND OTHER FAMOUS MANUFACTURERS

- FINEST WARRANTY PROGRAM AVAILABLE
- LOWEST RETAIL / WHOLESALE PRICES IN U.S.
- ORDERS SHIPPED FROM STOCK WITHIN 24 HRS.
- ALL MAJOR CREDIT CARDS ACCEPTED

FOR FREE CATALOG,
ORDERS & INFORMATION **1-800-345-8927**

PACIFIC CABLE CO., INC.
7325 1/2 Reseda Blvd., Dept. 1860
Reseda, CA 91335

CIRCLE 178 ON READER SERVICE CARD

BMK-MULTY

Multi-mode software by G4BMK for your IBM-PC or compatible.

Advanced AMTOR algorithm syncs extremely rapidly. Automatic selection of MODE-L, FEC or ARQ-QSO.

Unique multi-sampling RTTY algorithm.

Works with any terminal unit such as CP-1, ST-5, ST-6, ST-6000, etc.

Detailed literature upon request. Matching T.U. available.

AMTOR+RTTY+CW+Audio Spectrum Analyzer \$95.
Extended version with HF WEFAX and SSTV reception \$125. Visa/Mastercard

Amateur callign required with order.

Authorized U.S. Distributor:

Schneider Systems AC4IW

25 Eastwood Rd., P.O. Box 5964, Asheville, N.C. 28813
(704) 274-4646

CIRCLE 59 ON READER SERVICE CARD

AMATEUR TELEVISION

GET THE ATV BUG



Transceiver
Only \$329
with 50 Watt
D26 Amp \$539
Value + Quality
from over 25years
in ATV... W6ORG

With our all in one box **TC70-1d**, ATV Transceiver, you can easily transmit and receive live action color and sound video just like broadcast TV. Use any home TV camera or VCR by plugging the composite video and audio into the front VHS 10 pin or rear phono jacks. Add 70cm antenna, coax, 13.8 Vdc and TV set and you are on the air - it's that easy!

TC70-1d has 1.5 Watt p.e.p. with one xtal on 439.25, 434.0 or 426.25 MHz & properly matches Mirage D15, D26, D100 amps for 15, 50, or 70 Watts. Hot GaAsfet downconverter varicap tunes whole 420-450 MHz band to your TV ch3. Shielded cabinet 7x7x2.5". Req. 13.8 VDC @ .5A. Transmitters sold only to licensed amateurs, for legal purposes, verified in the latest Callbook or send copy of new license. Call or write now for our complete ATV catalog including downconverters, transmitters, linear amps, and antennas for the 400, 900 & 1200 MHz bands.


(818) 447-4565 m-f 8am-5:30pm pst.

Visa, MC, COD

P.C. ELECTRONICS
2522-WG Paxson Ln Arcadia CA 91007

Tom (W6ORG)
Maryann (WB5YSS)

Fast Packet



PackeTwin System

The PackeTwin™ System; a packet radio system, with integrated 9600 bps radio modem (G3RUH/K9NG compatible) and 440 Mhz radio for your PC. Comes with KA9Q TCP/IP and AX.25 software, both executable and driver sources. Both channels operate at conventional speeds of 1200 to 18200 bps. Additionally one channel is capable of 1 Mbps utilizing full duplex DMA, making the PackeTwin ideal for use with existing 56k radio modems as well as future higher speed developments. Both channels support RS-422, RS-232 and TTL.

PackeTwin high speed, 2-channel PC card: Reg. \$259.00, now \$199.00.

Radio modem cards: 1200 bps \$89.00, 9600 bps \$89.00, 18.2kbps \$99.00.

Data radio, was \$199.00, now \$179.00 with crystals!

Gracilis

Stop by our Dayton
Hamvention Booths
570-571.

VISA

MasterCard

623 Palace Street Aurora, IL 60506

Tel:708-897-9346 Fax:708-844-0183 Email:info@gracilis.com

In Australia Contact BLAMAC Services P/L, Cooma NSW, Tel. 064-623112

Shipping in U.S. additional \$10.00. VISA and MasterCard add 4%. Antenna shown in picture not included.

CIRCLE 291 ON READER SERVICE CARD
73 Amateur Radio Today • April, 1992 99

BARTER 'N' BUY

Turn your old ham and computer gear into cash now. Sure, you can wait for a hamfest to try and dump it, but you know you'll get a far more realistic price if you have it out where 100,000 active ham potential buyers can see it than the few hundred local hams who come by a flea market table. Check your attic, garage, cellar and closet shelves and get cash for your ham and computer gear before it's too old to sell. You know you're not going to use it again, so why leave it for your widow to throw out? That stuff isn't getting any younger!

The 73 Flea Market, Barter 'n' Buy, costs you peanuts (almost)—comes to 35¢ a word for individual (noncommercial) ads and \$1.00 a word for commercial ads. Don't plan on telling a long story. Use abbreviations, cram it in. But be honest. There are plenty of hams who love to fix things, so if it doesn't work, say so.

Make your list, count the words, including your call, address and phone number. Include a check or your credit card number and expiration. If you're placing a commercial ad, include an additional phone number, separate from your ad.

This is a monthly magazine, not a daily newspaper, so figure a couple months before the action starts; then be prepared. If you get too many calls, you priced it low. If you don't get many calls, too high.

So get busy. Blow the dust off, check everything out, make sure it still works right and maybe you can help make a ham newcomer or retired old timer happy with that rig you're not using now. Or you might get busy on your computer and put together a list of small gear/parts to send to those interested?

Send your ads and payment to the Barter 'n' Buy, Sue Colbert, Forest Road, Hancock NH 03449 and get set for the phone calls.

Deadline for the May classifieds is March 13, 1992.

HAM RADIO REPAIR CENTER, quality workmanship. Solid state or tube, all makes and models. Also repair HF amplifiers. A-Z Electronic Repair, 3638 East, Indian School Rd., Phoenix AZ 85018. (602) 956-3024. BNB220

FINALLY HEAR those unreadable signals buried in noise, heterodynes, tuner uppers. The **REVOLUTIONARY** new JPS audio filter NIR-10, digital signal processing, simple hook up, deep discounted \$379.00 delivered! Authorized dealer: Davis RF Co., P.O. Box 230-S, Carlisle MA 01741, 24-HR. orders: (800) 484-4002, code 1356. BNB254

HOME-BREW PROJECTS lists for S.A.S.E. Kenneth Hand, P.O. Box 708, East Hampton NY 11937. BNB264

QSL CARDS—Look good with top quality printing. Choose standard designs or fully customized cards. Request free brochure, samples (stamps appreciated) from Chester QSLs, 310 Commercial, Dept. A, Emporia KS 66801. FAX (316) 342-4705. BNB434

REVOLUTIONARY HYBRID AERIAL WIRE—168-strand copper "FLEX-WEAVE"™ Tm, #14, strong, Ultra Flexible, ties in knots, non-stretch, won't rust/kink like copper wire, \$34 first 275' (minimum), \$12/ft. thereafter, includes shipping! Catalog \$1.00. DAVIS RF Co., P.O. Box 230-S, Carlisle MA 01741, (800) 484-4002, code 1356. BNB557

COAX, GROUND RADIAL WIRE, lowest cost, top quality, MilSpec RG-213, \$38/ft.; RG-58, \$19; RG-58, \$18; LOW LOSS Belden equiv. RG-9913, \$38; any lengths. Radial wire #18, \$38/1000 ft. includes shipping! Immediate shipment. Catalog, \$1.00. DAVIS RF Co., P.O. Box 230-S, Carlisle MA 01741, (800) 484-4002, code 1356. BNB562

TEST EQUIPMENT: sale list. Tektronix and Hewlett Packard laboratory scopes, signal generators, counters, spectrum analyzer, microwave, much more BIG clearance sale list, surplus prices. Send LSASE. Also large test equipment **SERVICE MANUAL** list, separate LSASE please. Joseph Cohen, 200 Woodside, Winthrop MA 02152. BNB563

WIRE ANTENNAS AND IBM SOFTWARE for hams. Send 29c stamp for catalog. Homebrew Electronics, P.O. Box 8294, Trenton NJ 08650. BNB701

RIG REPAIR by 20-year ham. Fast, reasonable. Skip Withrow, 5404 S. Walden Street, Aurora CO 80015. (303) 695-0997. BNB702

IBM PC VIDEO DIGITIZER 640 BY 480 RESOLUTION. 256 gray levels. \$89.98. Demo disk, \$3. Information, \$1. Colorburst, Box 3091, Nashua NH 03061. BNB703

JEHOVAH'S WITNESSES: Amateurs, SWLs please send full details, telephone number to: Bob Ellis, Post Office Box 7349, Winter Haven FL 33883-7349. BNB706

ROSS' \$\$\$\$ NEW March (ONLY): KENWOOD TS-850S \$1,439.99, TM-411A \$339.99, SM-220 \$329.99, HENRY RADIO 2002A \$1,300.00, VBC-3000 \$200.00, S5 \$219.99, S4 \$239.99, ATLAS RX-110 \$239.99, TX-110H \$249.99, DMKXL \$59.99, ICOM 245 \$269.99, 725 \$699.99, 290H \$434.99, 471H \$889.99, 900 \$419.99, SHURE 4440 \$60.00, 526T \$74.99, CB42 \$20.00, TELEX HYGAIN 330 \$149.99, CD-45II \$205.99. ALL LIMITED TIME OFFER CALL OR SEND 2 STAMPS FOR USED LIST AND MORE SPECIALS. LOOKING FOR SOMETHING NOT LISTED OR HARD TO FIND CALL OR WRITE. Over 9,000 ham-related items in stock for immediate shipment. Mention ad. Prices cash, F.O.B. Preston. HOURS TUESDAY-FRIDAY 9:00 TO 6:00, 9:00-2:00 P.M. MONDAYS. CLOSED SATURDAY & SUNDAY. ROSS DISTRIBUTING COMPANY, 78 SOUTH STATE, PRESTON ID 83263. (208) 852-0830. BNB707

EMERGENCY SUPPLIES: Disaster preparedness packs for your shack, auto, office, etc. Free catalog. States Products, P.O. Box 4375T, Walnut Creek CA 94596. BNB708

ROSS' \$\$\$\$ USED March SPECIALS: KENWOOD AT-250 \$259.99, TS-180S \$549.99, TS-903S \$1,199.99 VOX-3 \$35.00, ICOM IC-7511 \$999.99, 2KL \$1,399.99, IC-2AT \$199.99, IC-701PS \$109.99, YAESU FT-ONE \$1,099.99, NC-3A \$39.99, S72 \$39.99, ALINCO DJ-200T \$199.99, EPL-322M \$129.99, HEATH KIT HO-5404 \$200.00, HP-238 \$59.99, HX-1681 \$200.00, IG-5257 \$150.00, SB-630 \$129.99, HALLICRAFTERS HT-37 \$399.99, HT-41 \$595.99. LOOKING FOR SOMETHING NOT LISTED? CALL OR SEND 2 STAMPS. WE HAVE OVER 140 USED ITEMS in stock. MENTION AD. PRICES CASH, FOB PRESTON. HOURS TUESDAY-FRIDAY, 9:00 TO 6:00, 9:00 TO 2:00 P.M. MONDAYS. CLOSED SATURDAY & SUNDAY. ROSS DISTRIBUTING COMPANY, 78 SOUTH STATE, PRESTON ID 83263. (208) 852-0830. BNB709

GIANT SOLAR PANELS \$44.00 EA! Excellent Prices/Solar Equipment/Accessories. Free Information/Send Stamped Envelope,

Catalog \$3.00. To: Pak Rat Electronics, P.O. Box 690073, Houston TX 77269. (713) 893-0313. BNB715

SIMPLEX REPEATERS \$149.00! We manufacture them ourselves. Pak Rat Electronics. (713) 893-0313. BNB716

ELECTRON TUBES: All types and sizes. Transmitting, receiving, microwave... Large inventory - same day shipping. Daily Electronics, P.O. Box 5029, Compton CA 90224. (800) 346-8667 or (213) 774-1255. BNB719

WE HAVE IT! AEA, Astron, Butternut, Callbook, Comet, Diamond, Hustler, Kantronics, Larsen Antennas, MFJ, Radio Shack, Smiley, antennas, Ten-Tec, Valor antennas, and more. Small town service with discount prices. Dandys, 120 N. Washington, Wellington KS 67152. (316) 326-8314. BNB722

MINIATURE POLICE RADAR TRANSMITTER one mile range. \$41 assembled, \$31.00 kit. (219) 489-1711. P.O. Box 80096, Fort Wayne IN 46898. BNB725

BUILD YOUR OWN WIRE ANTENNAS, parts, GROUND RADIAL WIRE, open-wire feedlines, copper-weld, insulators, coax, Dacron rope, baluns, etc... **LOWEST PRICES**. Catalog, \$1.00. DAVIS RF Co., P.O. Box 230-S, Carlisle MA 01741. (800) 484-4002, code 1356. BNB726

REVOLUTIONARY NEW World view time indicator, attractive and easy to use. Designed by utilizing a South Pole projection of the entire earth with the time zones color-coded in. A coordinated color-coded band extends around the circumference of the map. Simply rotate the earth until your time zone color coding is at your correct time. Instantly, you have the total world times. (Excellent for quick referencing.) **SIZE**: 8 1/2" x 11". **TO ORDER**: Phone (613) 345-1537, or send name and address, cheque, M.O., or VISA No. & expiry, date to: **WORLD VIEW TIME INC.**, P.O. Box 266, Brockville, Ontario, Canada K6V 5V5. FAX: (613) 345-7264. **PRICE**: \$13.45 U.S., \$14.95 Canadian (total cost including taxes & shipping). World Patents and Designs. BNB727

HAM RADIO REPAIR Experienced, reliable service. Robert Hall Electronics, 1660 McKee Rd., Suite A, San Jose CA 95116. (408) 729-8200. BNB751

PICTURE QSL CARDS of your shack, etc., from your photo or black ink artwork. 500 \$28.00, 1,000 \$44.50. Also non-picture cards. Custom printed cards, send specifications for estimate. Send 2 Stamps for illustrated literature. Generous sample kit \$2.00, half pound of samples \$3.00. Raum's RD2, Orchard Road, Coopersburg PA 18036. BNB756

ALUMINUM MAST -2" OD x 25" wall type 6061-T6. 6' \$39.95, 9' \$59.95. UPS paid lower 48. Lengths to 24' in stock! Doug/WG9W, Box 384, Stoughton WI 53589. BNB757

DIGITAL AUTOMATIC DISPLAYS. Kenwood, Yaesu, Collins, Drake, Altec, etc. No bandwitching. Business, 52¢ SASE. Specify radio. GRAND, P.O. Box 3377, Blaine WA 98230. Phone/FAX: (804) 530-4551. BNB758

WANTED: HAM EQUIPMENT AND OTHER PROPERTY. The Radio Club of Junior High School 22 NYC, Inc., is a nonprofit organization, granted 501(c)(3) status by the IRS, incorporated with the goal of using the theme of Ham Radio to further and enhance the education of young people nationwide. Your property donation or financial support would be greatly appreciated and acknowledged with a receipt for your tax deductible contribution. Please look over whatever unwanted equipment you may have, and call us. We will pick up or arrange shipping. You will receive the tax deduction, but most important, the privilege of knowing that your gift really made a difference in the education and upbringing of a child. You are invited to check into the

WB2JKJ CLASSROOM NET, 1200 UTC on 7.238 MHz or on 21.395 throughout the day. Hope to meet all of our friends at the DAYTON HAMVENTION, where we will be monitoring 144.30 MHz simplex, daily. Write us at: The RC of JHS 22 NYC, INC., P.O. Box 1052, New York NY 10002. Round the clock HOTLINES: Voice (516) 674-4072, FAX (516) 674-9600. BNB762

ELIMINATE MULTIPLE NOISE TONES in your receiver audio output. The revolutionary new JPS noise filter, model #NF-60, Digital Signal Processing simple hook up to speaker jack. Unlike other Notch Filters, notches out multiple varying tones. **Deep Discounted**: \$138.50 delivered continental U.S. (Elsewhere \$150.00 plus shipping.) Authorized JPS dealer: Davis RF Co., P.O. Box 230-S, Carlisle MA 01741. 24-HR orders: (800) 484-4002, code 1356. BNB763

SOLAR POWERED HAMS! The Sunswitch is a charge controller to protect your batteries from over charge. Power MOSFETs are used, no relays! Easy to build kit. \$34.95 plus \$2.50 shipping. Sunlight Energy Systems, 2225 Mayflower NW, Massillon OH 44647. BNB774

"HAMLOG" COMPUTER PROGRAM Full features. 18 modules. Auto-logs, 7-band WAS/DXCC. Apple, IBM, CP/M, KAYPRO, TANDY, C128 \$24.95. 73-KA1AWH, PB 2015, Peabody MA 01960. BNB775

LAMBDA AMATEUR RADIO CLUB international amateur radio club for gay and lesbian hams. On-air skeds, monthly newsletter, and annual gathering at Dayton. (215) 978-LARC. P.O. Box 24810, Philadelphia PA 19130. BNB812

73 MAGAZINE INDEX 1960-1990. Book \$15 or software \$20. The world's largest (50,000 reference) amateur radio index 1909-1990. Software \$85. QST, CQ, HR, or RADCOM indices, \$10-\$20. Write: DIDAH Publishing, P.O. Box 7368, Nashua NH 03060-7368. (603) 876-3628. BNB813

FREE SHAREWARE AND HAM CATALOG for IBM or CoCo. Morse code computer interfaces, \$49.95. Dynamic Electronics, Box 896, Hartselle AL 36640. 206-773-2758. BNB815

BIG \$\$\$ \$\$\$ \$\$\$. VCR, stereo, TV repair. Incredible manual filled with the latest repair tips. Recession proof yourself. Reduce imports. Only \$39.95. Berge Systems, Unit 342-ST, 253 College, Toronto, Ontario, Canada M5T 1R5. BNB816

DIGITAL SWR and POWER METER, Assembled, Kit, or Plans, with Alarm and Set Points. **FREE** information. RUPP ELECTRONICS, 5403 Westbreeze, Fort Wayne IN 46804. 291-432-3049. BNB831

KENWOOD 430S OWNERS! Stop-scan resumes scanning after SIGNAL drops. \$28.00, kit \$18.00. **R5000 OWNERS!** Illustrated modifications booklet: automatic scanning after SIGNAL drops! \$12.00. SASE free catalog. Jobco, R1 Box 386, Alexandria IN 46001. BNB832

WANTED Ten-Tec 263 VFO. Wanted Ten-Tec 525 Argosy NP4XB4 Marcial (407) 277-6249-H. (407) 273-3335-W. BNB834

TELEX HY-GAIN Antenna's, Rotors and Replacement rotor parts, Cushcraft, Barker and Williamson, Peripher batteries, ARRL Books, Pyramid power supplies, GRE scanner amplifiers and converters, Surplus Tubes. Atkinson & Smith, 17 Lewis St. Easton NJ 07724. (800) 542-2247. BNB835

FREE PLANE ANTENNA. Can be cut from 140MHz to 1300MHz. Complete construction INFOPACK. Send \$3.00 to LYNN JOHNSON ELECTRONICS, Box 51268, San Jose CA 95151-1268. BNB836

ICOM IC3AT WANTED. NBHJ 2721 Riverview Ave., Huntington WV 25702. NO CALLS PLEASE. BNB837

RADIO BUFFS-BUY-SELL-TRADE. WE BUY ESTATES OF AMATEUR RADIO EQUIPMENT. CALL US WITH YOUR LIST FOR A QUOTE. CALL HENRY N4EDQ 1-800-828-8433 or write us at RADIO BUFFS, 4400 HWY 18A, MOUNT DORA FLA 32757. OUR SHOW ROOM IS OPEN DAILY M-F. THE NEXT TIME YOU ARE IN NEED FOR NEW OR GOOD USED HAM RADIO EQUIPMENT. CALL HENRY N4EDQ AT RADIO BUFFS. 1-800-828-8433 BNB838

TUBES FOR SALE: Retail quality at hamfest prices! All types available. SASE for lists. 1000 watt, 120 volt isolation transformers: \$30.00 each plus UPS (25 lbs.) Military surplus VOMs: TS-252 50k ohm/volt up to 5 KV DC all checked and guaranteed: \$15.00 each plus 6 lbs. UPS. And still have some 10.5 GHz motion detectors—use as is or tear apart for microwave communications experiments—now only \$19.95 plus 5 lbs. UPS. Victor Smith, 147-29 Hoover Ave., Briarwood NY 11435. (718) 523-7059 BNB839

FCC COMMERCIAL LICENSE PREPARATION RADIOTELEPHONE-RADIOTELEGRAPH. Latest home study fast easy audio video. FREE details WPT Publications 1-800-800-7588. BNB840

ONLY NINE radio shack parts builds a 30/40 meter QRP transmitter complete plans only \$5.00. DWM Enterprises, 1709 N. West Avenue, Suite #100, Jackson MI 49202 BNB841

PRINTED CIRCUIT BOARDS—etched, drilled, tin-plated. Single sided \$1.25/sq. inch. No setup charge. Send negative or artwork (\$10.00 for negative). We can generate artwork from your schematic. CHELCO ELECTRONICS, 61 Water St. Mayville NY 14757-1-800-388-8821 BNB842

SECRET SCANNER frequencies: Federal, Police, Aero, Military, Cellular, Surveillance.

also SWL & CB Books. Big FREE catalog! CRB Research, Box 56-ST, Comack NY 11725 BNB843

DAYTON SPECIALS: DISCOUNTS on B&W line, JPS DSP AF & NF filters, Bencher, 25% OFF STARTREK PORTABLE FREQUENCY COUNTERS!! Wire, coax, Dacron Rope, etc. Catalog \$1.00. Authorized dealer, DAVIS RF Co., PO Box 230-SO, Carlisle MA 01741 1-800-484-4002 CODE 1356 (Orders), 508-369-1736 BNB844

WANTED AMATEUR RADIO DONATION AND CONTRIBUTION from Icom America, Yaesu, USA Ceritro, CA Radio Sales. References Available Upon Request. MacArthur Herman Moore, 5230 Heston Street, Philadelphia PA 19131 KA3LLY BNB845

INEXPENSIVE HAM RADIO EQUIPMENT. Send postage stamp for list. Jim Brady—WA4DSO, 3037 Audrey Dr., Gastonia NC 28054. BNB890

MORSE CODE MUSIC? Yes it's true! Now the Morse code alphabet can be learned and enjoyed while doing aerobics, jogging, driving, or dancing. Order "RHYTHM OF THE CODE" cassette single hit today! Send \$5.95 (plus \$2 S&H) to P.O. Box 319, Dept. St., Weymouth MA 02188. For information send SASE BNB899

AMATEUR RADIO REPAIR!! All makes & models, any age. \$20.00 per hour—maximum labor per unit, \$80.00. TELO (Dan), 1302 S. Uplands Dr., Camano Island WA 98292. (206) 387-3558. BNB900

USED EPROMS!!! CLEANED AND ERASED 27C128—1, \$3.25; 27C256—2, \$3.75; 27512—2, \$5.25; 27C010—2, \$8.00. Satisfaction guaranteed!! EPPROMS, Dept. ST, P.O. Box 1931, Salem NH 03079. BNB905

INDIVIDUAL PHOTOFACT FOLDERS. Un-

der #1400 \$5.00. Others \$7.00. Also Same books. Allen Loeb, 414 Chestnut Lane, East Meadow NY 11554. (516) 481-4380 BNB906

HAVE ONE OF THE BEST generic echo box for your radio. Plans \$5.00, no checks. Mike, P.O. Box 761247, Los Angeles CA 90076. BNB912

BATTERY PACK REBUILDING: SEND YOUR PACK / FAST SERVICE. ICOM: BP2/ BP3/BP22 \$18.95, BP5/BP6/BP23 \$24.95, BP24/BP70 \$26.95, BP7 \$25.95. KENWOOD PB21 \$14.95, PB21HP08 \$15.95, PB25/26 \$22.95, PB2/KNB3 \$29.95. YAESU: FNB10/ 17 \$22.95, FNB3/4/4A \$34.95. UNIDEN APX650 \$29.95, APX1200 \$39.95; HEATH110 \$26.95. "NEW PACKS": ICOM BP6(800 mAh) \$39.95, (1000) \$49.95, (1200) \$54.95, BP63 \$29.95, BP84 \$42.95. YAESU: FNB2(500) \$19.95, (800) \$23.95, FNB10S (1000) \$42.95, FNB12S(800) \$46.95, FNB17(600) \$31.95, FNB4SL(750) \$44.95. SANTEC: 142/1200 \$22.95. "U-DO-IT IN-SERTS" ICOM: BP3/BP22 \$14.95, BP5 \$20.95, BP6 \$19.95. KENWOOD: PB21H/24 \$14.95, PB25/26 \$17.95. TEMPO/S \$20.95. YAESU: FNB10 \$14.95, FNB4/4A \$26.95. AZDEN/300 \$14.95. FREE CATALOG. \$4.00 Shipping/order, PA +6%, VISA/MC +\$3.00. CUNARD, R.D. 6 BOX 104, Bedford PA 15522. (814) 623-7000. BNB913

WANTED: BUY & SELL All types of Electron Tubes. Call toll free 1 (800) 421-9397 or 1 (512) 429-9397. C & N Electronics, Harold Bramstedt, 6104 Egg Lake Road, Hugo MN 55038. BNB915

COMMODORE 64 HAM PROGRAMS—8 disk sides over 200 Ham programs \$16.95. 29c stamp gets unusual software catalog of Utilities, Games, Adult and British Disks. Home-Spun Software, Box 1064-BB, Estero FL 33928. BNB917

LAFAYETTE RECEIVER AND HEATHKIT-HX20 SSB Transmitter. Both for \$200.00. WANTED: HEATHKIT HW7 OR 8. WB2EUF, P.O. 708, East Hampton NY 11937 BNB919

PRINTED CIRCUIT BOARDS for projects in 73, Ham Radio, QST, ARRL Handbook. List SASE. FAR Circuits, 18N640 Field Ct., Dundee IL 60118. BNB966

AZDEN SERVICE by former factory technician. Southern Technologies Amateur Radio, Inc., 10715 SW 130 St. #9, Miami FL 33157. (305) 238-3327. BNB979

COMMODORE 64 REPAIR Fast turn around. Southern Technologies Amateur Radio, 10715 SW 130th Street #9, Miami FL 33157. (305) 238-3327. BNB982

HOBBY/BROADCASTING/HAM/CD/SURVEILLANCE transmitters, amplifiers, cable TV, science, bugs, other great projects! For catalog, call/write (916) 534-0417. PANAXIS, Box 130-S9, Paradise CA 95967. BNB991

AMATEUR RADIO REPAIR: FCC licensed, 17 years experience, lab quality NBS traceable test equipment, reasonable rates, G.B. Communications, Inc., 963 Birch Bay, Lynden Road, Lynden WA 96264. (206) 354-5884. BNB993

QRP COMPONENTS Catalog, large SASE. KA7QJY Components, 944 N. 700 East #1, Logan UT 84321. BNB995

ROTOR PARTS ROTOR service, ROTOR accessories: Brak-D-Lays, Quik-Connects, Pre-Set mods. NEW models for sale. Free catalog. C.A.T.S., 7368 SR 105, Pemberville OH 43450. BNB996

SURPLUS. HUGE QUANTITIES. LOWEST PRICES in America! Dealers wanted. Catalogs, \$3. Surplus Traders, Box 276A, Alburt VT 05440. BNB997

RANDOM OUTPUT

Continued from page 98 they do, and in a perfect world those regulations would be adhered to and enforced. In reality, the FCC is not about to enforce that regulation for two reasons: One... the first Amendment. The FCC knows that it is very difficult to get a ruling in their favor when the infraction in question has anything to do with the First Amendment. Two... the Amateur Radio Service is at the bottom of the FCC enforcement ladder. They simply do not have the time or the staff to police the amateur bands for us. That's our job. Even if they had a full-time staff of "Amateur Radio Police," they still wouldn't be going after people for bad language. Why? Refer to reason #1.

So, with legal restrictions and reality in mind, what can we do to instill in these trash-mouths the responsibility that goes along with their rights?

First, let's not forget that we are talking about a very small minority. Except for a particular frequency or two, I can count on my hands the times I've heard what most would label as objectionable language on the ham bands. No, we cannot dismiss those who hang around certain frequencies and display their lack of maturity, but let's keep this problem in perspective.

Second, why the hell (pun intended) are you listening to these people? These adolescents are just looking for an audience, and by listening and responding to them we

are giving them exactly what their repressed, underdeveloped minds are craving: attention. I don't know about you, but all of my gear came equipped with tuning controls and an on/off switch. If you don't like what you're hearing on a certain frequency, turn the dial or hit the switch. What gives you the right to tell that person how to speak or what to speak about? And don't forget, if the person who is making you so angry is transmitting illegally (no identification, intentional interference, etc.), FCC regulations forbid you from establishing or maintaining transmissions with that station. If you respond to them in any way over the air, YOU are breaking the rules too!

Let's stop calling for a revision to the Bill of Rights and start using a little common sense when it comes to the few geeks and freaks who haven't grown out of the potty stage. They are a minor eyesore in the amateur radio landscape—one that, unfortunately, we have to tolerate. It's not new advice but it's true: if you take away their audience, they will eventually go away and find some other activity to occupy their over-abundant free time.

For every foul-mouthed ham I've ever heard, there have been at least three stations trying to shut him up. It seems that the bigger problem is not the few hams who use bad language, but the far greater number of hams who continue to think they can help the situation by providing an audience. [E]

Sell your product in 73 Magazine Call Dan Harper & Louise O'Sullivan today 800-225-5083



QSO Comp-Troller
PC Control for Kenwood Rigs



QSO Comp-Troller offers complete PC control of Kenwood transceivers. The program is available for the Macintosh and MS-DOS (IBM Compatible) PCs with 486 VGA or VGA Graphics and a Microsoft compatible mouse. QSO Comp-Troller is currently optimized for the Kenwood TS-570, 940, 980, 931, 711, 430, 440 and 140 transceivers, and will control other RS-232 compatible Kenwood radios. Major features included in the software are listed below. (Not all Kenwood models support every function)

File Menu: Memories, Misc, Rig, Band, Mode

General

RF Power: A VFO B VFO Main ID Sub Band

3903.5 LSB

Transmit Transmit Transmit Subband

Receive Receive Receive

SSB SBC 5-Meter

Comp IC

Filters

None 4th Order 5th Order

8th 10th 12th

15th 18th 20th

25th 30th 35th

40th 45th 50th

55th 60th 65th

70th 75th 80th

85th 90th 95th

100th

Keyboard Frequency Entry

- Test notes on each Memory
- Store and retrieve Memories to Disk
- Set Frequencies, rates, mode
- Repeat/Store A Band facts
- Direct terminal emulation to Xor
- High Band receiver control
- Analog Multi-function and S-Meter
- Filter control
- Enhanced Scrolling
- Automatic Logging
- GMT and Local on screen clock
- Stage and VBT testing
- Graphical user interface with pull down menus and windows

\$99.95*

RS-232 interface box common. Kenwood to PC Cords not also available for \$29.95

QSO Tutor
Study Aid for Amateur Exams

Compare the features - No other theory tutor contains the entire question pool, explanations, graphics, program analysis and automatic concentrated study where you need it.

\$29.95*

per class

* PC modules sold MS. Commercial class is \$29.95. Free includes shipping. Add \$2 each for 3.5" 5.25" 8MM Disk

Public Domain disk also available. Contains excellent source code tutor as well as other Ham Radio programs. Cost is \$5 to cover materials and handling.

Call or write to order:

QSO Software
208 Partridge Way
Kennett Square, PA 19348
215-347-2109 (Voice or FAX)



©1992 QSO Software, Inc. All Rights Reserved.

CIRCLE 145 ON READER SERVICE CARD

Uncle Wayne's BookShelf

REFERENCE

20N101 Everyday Electronics Data Book by Mike Tooley BA. Information is presented in the form of a basic electronic recipe book with numerous examples showing how theory can be put into practice using a range of commonly available 'industry standard' components and devices. 256 pp., 134 line drawings. \$18.90

20N102 Practical Digital Electronics Handbook by Mike Tooley contains nine digital test gear projects, CMOS, and TTL pinouts and tables or reference data. Introduces digital circuits, logic gates, bistables and timers, microprocessors, memory and input/output devices, before looking at the RS-232C interface and the IEEE-488 and IEEE-1000 microprocessors buses. 208 pp., 100 line drawings. \$14.50

20N103 Electronic Power Supply Handbook by Ian R. Sinclair covers many types of supplies—batteries, simple AC supplies, switch mode supplies and inverters. All types of supplies used for electronics purposes are covered in detail, starting with cells and batteries and extending by way of rectified supplies and linear stabilizers to modern switch-mode systems, IC switch-mode regulators, DC-DC converters and inverters. 144 pp., 90 line drawings. \$16.25

20N104 Electronic Test Equipment Handbook by Steve Money is a guide to electronic test equipment for the engineer, technician, student and home enthusiast. Provides a practical guide to widely used electronics instruments and the techniques of measuring a wide range of parameters in electronics systems. 216 pp., 123 line drawings. \$18.00

20N105 Digital Logic Gates and Flip-flops by Ian R. Sinclair, what they do and how to use them. Seeks to establish a firm foundation in digital electronics by treating the topics of gates and flip-flops thoroughly and from the beginning. For the user who wants to design and troubleshoot digital circuitry with considerably more understanding of principles than the constructor, and who wants to know more than a few rules of thumb about digital circuits. 204 pp., 168 line drawings. \$18.00

02C30 The Commodore Ham's Companion by Jim Grabbis K9EI 160 pages of useful information on selecting a Commodore computer for the ham shack, where to find specialized programs, the Commodore-packet connection, and more! \$9.50

09D22 The World Ham Net Directory by Mike Wilkowski New—second edition now over 600 net listings. This book introduces the special interest ham radio networks and shows you when and where you can tune them in. \$9.50



10F091 1992 International Callbook The new 1992 International Callbook lists 500,000 licensed radio amateurs in the countries outside North America. It covers South America, Europe, Africa, Asia, and the Pacific area (exclusive of Hawaii and the U.S. possessions). \$29.95

10D091 1992 North American Callbook The 1992 North American Callbook lists the calls, names, and address information for over 500,000 licensed radio amateurs in all countries of North America, from Panama to Canada including Greenland, Bermuda, and the Caribbean islands plus Hawaii and U.S. possessions. \$29.95

05H24 Radio Handbook, 23rd Ed. by William J. Orr W6SAJ 840 pages of everything you wanted to know about radio communication. In-depth study of AC/DC fundamentals, SSB, antennas, amplifiers, power supplies, and more. \$29.50 hard cover only

12E76 Basic Electronics Prepared by the Bureau of Naval Personnel

Thoroughly revised in 1972. Covers the important aspects of applied electronics and electronics communications. 567 pp. \$10.95

12E41 Second Level Basic Electronics Prepared by the Bureau of Naval Personnel Sequel to Basic Electronics, thorough treatment of the more advanced levels of applied electronics. Includes microwave receiving and transmitting. Hundreds of excellent diagrams. 325 pp. \$7.50

01D45 The Illustrated Dictionary of Electronics, 5th Ed. by Rufus P. Turner and Stan Gohlitsos Featuring more than 27,000 entries, an exhaustive list of abbreviations, and appendices packed with schematic symbols and conversion tables, this is by far the most comprehensive dictionary of practical electronics and computer terms available. 720 pages \$26.95

04M54 GGTE Morse Tutor From beginner to Extra class in easy self-paced lessons. Code speeds from 1 to over 100 words per minute. Standard or Farnsworth mode. Adjustable tone frequency. Create your own drills, practice or actual exams. Exams conform to FCC requirements. 5 1/4 floppy for IBM PC, XT, AT, PS/2 or compatibles \$19.50

04M55 Advanced Edition \$29.95

20N091 Most-Often-Needed Radio Diagrams and Servicing Information, 1926-1938, Volume One compiled by M. N. Beitman An invaluable reference for anyone involved in Vintage Radio restoration. Hundreds of schematics, wiring diagrams and parts lists, all from the original sources. \$11.95

20N096 How To Read Schematics (4th edition) by Donald E. Herrington Written for the beginner in electronics, but it also contains information valuable to the hobbyist and engineering technician. This book is your key to unlocking the mysteries of schematics, beginning with a general discussion of electronic diagrams. \$14.95

20N097 Radio Operator's World Atlas by Wair Stasow, W0CP This is a compact (5x7), detailed, and comprehensive world atlas designed as a constant desk top companion for radio operators, and as a replacement for the traditional bulky and outdated atlases. Also included are 42 pages of vital statistics about each country. Popular with DXers worldwide. \$17.95

20N020 Secrets of RF Circuit Design by Joseph J. Carr Written in clear non-technical language, covers everything from antennas to transistors. You will learn the basics of receiver operation, the proper use and repair of components in RF circuits, the principles of radio signal propagation from low frequencies to microwave, and much more! \$19.50

SHORTWAVE

06S57 1992 Passport to World Band Radio by International Broadcasting Services, Ltd. You can have the world at your fingertips. You'll get the latest station and time grids, the 1992 Buyer's Guide and more. 384 pages. \$16.50

03S11 Shortwave Receivers Past and Present edited by Fred J. Osterman Concise guide to 200+ shortwave receivers manufactured in the last 20 years. Gives key information on each model including coverage, display, circuit type, performance, new value, used value, etc. Photos on most models. The Blue Book of shortwave radio value. 1987, 104 pages, 8 1/2 x 11. \$8.95

07R25 The RTTY Listener by Fred Osterman New and expanded version. This specialized book compiles issues 1 through 25 of the RTTY Listener Newsletter. It contains up-to-date, hard-to-find information on advanced RTTY and FAX monitoring techniques and frequencies. 224 pages. \$19.95

03C09 Shortwave Clandestine Confidential by Gerry L. Dexter Covers all clandestine broadcasting, country by country: tells frequencies, other unpublished information: spy, insurgents, freedom fighters, rebel, anarchist radio, secret radio. Current publication. 84 pages. \$8.50

03M221 US Military Communications (Part 1) Deals with US Military communication channels on shortwave. Covers frequencies, background on point to point frequencies for the Philippines, Japan and Korea, Indian and Pacific Oceans, and more. 102 pages. \$12.95

03M222 US Military Communications (Part 2) Covers US Coastguard, NASA, CAP, FAA, Dept. of Energy, Federal Emergency Management Agency, Disaster Communications, FCC, Dept. of Justice. From 14 KC to 9073 KC. 79 pages. \$12.95

03M223 US Military Communications (Part 3) This part completes the vast overall frequency list of US Military services, from 8993 KC to 27,944 KC. 78 pages. \$12.95

09S42 The Scanner Listener's Handbook by Edward Soanre N2BFF Get the most out of your scanner radio. Covers getting started, scanners and receivers, antennas, coaxial cable, accessories, computer controlled monitoring, more. \$14.95

03S208 Radioteletype Press Broadcasts by Michael Schay Covers schedules of Press Services by time, fre-

quency, and country broadcasting in English, French, German, Spanish, and Portuguese. Detailed Press Agency Portraits. 120 pp. \$12.95

11T88 Tune in on Telephone Calls by Tom Kneitel K2AES Formatted as a frequency list with detailed description of each service and its location in RF spectrum. Provides basic information for casual listeners getting started and details for ardent enthusiasts. \$12.95

03K205 Guide to Radioteletype (RTTY) Stations by J. Klengenfass Updated book covers all RTTY stations from 3MHz-30MHz. Press, Military, Commercial, Metro, PTTs, embassies, and more. 105 pp. \$12.95

11AS10 Air Scan Guide to Aeronautical Communications (5th Edition) by Tom Kneitel K2AES Most comprehensive guide to monitoring aeronautical communication in the US. Expanded to cover all Canadian land airports and seaplane bases, plus listings for Central America, the Caribbean, North Atlantic, and the Pacific Territories. \$14.95

07A66 Aeronautical Communications Handbook by Robert E. Evans Exhaustive, scholarly treatment of shortwave aeronautical listening. Well organized, up-to-date. 266 pp. \$19.95

07R20 A Radio Journal 1912-1940 by Russ Renner W9CRC A fascinating trip through time. Easy to read and informative, educational and entertaining. A trip down memory lane to the early days of radio. \$7.95

11RF13 The "Top Secret" Registry of US Government Radio Frequencies (7th Ed.) by Tom Kneitel K2AES This scanner directory has become the standard reference source for frequency and other important information relating to the communications of federal agencies. 25 to 470 MHz. \$19.95

11F52 Ferrell's Confidential Frequency List compiled by A.G. Halligey All frequencies from 4MHz-28MHz covering ship, embassy, aero, Voltmet, Interpol, numbers, Air Force One/Two, more 376 pp. \$19.50

11SR97 National Directory of Survival Radio Frequencies by Tom Kneitel K2AES Handy and concise reference guide to high interest communications frequencies required by survivalists. Includes chapter on building emergency communications antenna systems. \$8.95

11SM11 Scanner Modification Handbook, Vol. 1 by Bill Creek Provides straightforward step-by-step instruc-

tions for expanding the operating capabilities of VHF scanners. Filled with interesting text, helpful photos, tables, and figures. \$17.95

11EE06 Guide to Embassy Espionage Communications by Tom Kneitel K2AES Candid and probing examination of worldwide embassy and (alleged) espionage communication systems and networks. Extensive nation-by-nation directory of embassy stations is included. \$10.95

15D91 1992 Shortwave Directory (7th ed.) by Bob Grove Extensively revised, the new 1992 Shortwave Directory is the consummate DXer's bible for the first 30 MHz of radio spectrum, including up-to-date and accurate VLF information as well. 270 information-packed and illustrated pages in convenient 8 1/2 x 11 format professionally bound. \$21.95

20N093 Vintage Radio 1887-1929 by Morgan E. McMahon Recaptures the excitement of the early days. The authoritative reference book for historians and collectors. \$8.95

20N094 A Flick of the Switch, 1930-1950 by Morgan E. McMahon Here's your chance to recapture the thrill of old-time radio and television. Browse through a thousand photos and fascinating old ads. Discover the fast-growing hobby of radio collecting, and perhaps find a treasure in your own attic or cellar. \$8.95

20N095 World Broadcast Station Address Book by Gerry L. Dexter A must for the serious shortwave listener. Hundreds of addresses for shortwave broadcast stations. Special sections with helpful information to increase your QSL percentage. \$8.95

07R26 World Wide Aeronautical Communications by Robert E. Evans This 42 page book was designed to update and augment the frequency lists published in the Aeronautical Communications Handbook-HF Edition. Contents include Aircraft/Air Traffic Control, Aircraft/Company Operations, Aviation Weather Broadcasts, Aeronautical Flight Tests, Worldwide Military Air Forces, Aero Search & Rescue, Aero Law Enforcement, NASA Flight Support, Aero Terms & Abbreviations and Aero Tactical Identifiers. \$6.95

11T89 Scanner Modification Handbook Vol. 2 by Bill Creek Here it is—a companion to Vol. 1. In fact, Vol. 2 has a section that provides improved approaches and updated techniques for the mods in Vol. 1. There's 18 new, exciting modifications for popular scanners and is

fully illustrated with photos and schematics, highly detailed step-by-step instructions so that the average hobbyist can do these performance enhancing modifications. This is an all new book that has all new mods. \$17.95

03R01 World Press Services Frequencies (RTTY) New 5th edition. A comprehensive manual covering radioteletype news monitoring—contains all information—antenna, receiving, terminal units, plus three extensive frequency lists. Covers 65 World Press Services broadcasting in English. "The Original Press Book." 84 pp., \$8.95

VIS Study Cards Advance the easy way with VIS Study Cards. Compact, Up-to-date Flash Cards with Key Words, Underlined, Quiz on back. Formulas worked out. Schematics at your fingertips. Use SUCCESSFULLY by ages 6 to 8!

NOVICE	VIS01	\$11.95
TECH	VIS02	10.95
GENERAL	VIS03	9.95
ADVANCED	VIS04	15.95
EXTRA	VIS05	14.95

Lanze Code Programs—(Available on 5 1/4" disk.) Inexpensive complete study guide code programs for both the C64/128 Commodores and the IBM compatibles. Programs include updated FCC questions, multiple choice answers, formulas, schematic symbols, diagrams, and simulated (VE) sample test.

	IBM Part#	Commodore Part#	Price
Novice	IBM01	COM01	\$14.95
Tech	IBM02	COM02	\$14.95
General	IBM03	COM03	\$14.95
Advance	IBM04	COM04	\$19.95
Extra (New Pool)	IBM05	COM05	\$19.95

IBM06, COM06 IBM/Commodore Tech No Code—Lanze Code Program contains all the authorized FCC questions and answers used in testing formulas, schematic symbols, diagrams, and sample test for passing the new Technician No Code license. \$24.95

IBM97 Amateur Radio Part 97 Rules (includes updated, revised Commission's Rules, September 30, 1989) 5 1/4" disk IBM compatible only. \$9.95

ANTENNAS

05A95 • Easy-up Antennas for Radio Listeners and Hams by Edward M. NoW Like to learn how to construct low-cost, easy-to-erect antennas? Easy-up Antennas will help you. \$16.50

10A345 • Beam Antenna Handbook by William Orr W6SAJ/Stuart Cowan W2LX Yagi beam theory, construction, operation. Wire beams, SWR curves, Matching systems. A "must" for serious DXers. \$11.95

10A343 • All About Cubical Quad Antennas by William Orr W6SAJ/Stuart Cowan W2LX The "Classic" on Quad design, theory, construction, operation. New feed and matching systems. New data. \$9.50

10A346 • Simple, Low-cost Wire Antennas for Radio Amateurs by William Orr W6SAJ/Stuart Cowan W2LX All New! Low-cost, multi-band antennas; inexpensive beams; "Invisible" antennas for hams in "tough" locations! New data. \$11.50

01A70 • Practical Antenna Handbook by Joseph J. Carr Design, build, modify, and install your own antennas. Carr, a 20-year veteran of technical writing, has a unique ability to present complex technical concepts in an easy-to-understand way. 416 pp. \$21.50

UHF/VHF/PACKET

10A347 All About VHF Amateur Radio by William Orr W6SAJ DX propagation, VHF yagi and quad beams, repeaters and how they work, OSCAR satellites and how to use them. \$11.95

09V11 The Basic Guide to VHF/UHF Ham Radio by Edward M. NoW This book provides a first rate introduction to life on the 2.6 and 1.25 meter bands as well as 23, 33, and 70cm. \$6.50

01P22 The Packet Radio Handbook by Jonathan L. Mayo KR3T "...an excellent piece of work. Well worth reading for both the experienced and the new packe-

ter...the definitive guide to amateur packet operation." —Gwyn Reedy W1BEL Only \$15.00

20N019 U.S. Repeater Mapbook by William Smith, N6MQS The Guide for traveling radio amateurs gives you repeater frequencies, and locations on easy to read state map. Includes all 50 states, and 28-1200 MHz. \$9.95.

03R02 RTTY Today by Dave Ingram K4TJW Only up-to-date RTTY book in existence. Covers all facets of RTTY. Most comprehensive RTTY guide ever published. Fully illustrated. 112 pages. \$8.50



IC-W2A



IC-24AT

ICOM



IC-2410



IC-3220H



IC-229H



IC-765



IC-781



IC-735



IC-2SAT

IC-2GAT

Oklahoma Comm Center

SR STANDARD HUSTLER rfconcepts ARRL PC Electronics

YAESU TEN-TEC ALINCO Larsen Antennas Ameco

Outbacker Antennas Cushcraft CORPORATION W5YI MFJ DIAMOND ANTENNA

AEA Nye-Viking Kantronics M² ENTERPRISES

Ramsey Kits TELEX hy-gain Bug Catcher COMET

SPECIAL SPECIAL

CALL CALL TOLL FREE 1-800-70K-HAMS 1-800-765-4267

For This Month's Special-Buy Some Quantities Are Limited



FREE SHIPPING UPS SURFACE (except towers/antennas)

9500 Cedar Lake Ave., Suite 100
Oklahoma City, Oklahoma 73114
Local & Info (405) 478-2866 FAX (405) 478-4202

Hours of Operation
M-F 10-6
Sat 10-3



FT-990 All-Mode HF Transceiver

- Frequency Coverage: 100 kHz - 30 MHz RX (160-10 m TX)
- Built-in Dual Digital Switched Capacitance Filters
- Built-in High Speed Antenna Tuner w/39 Memories
- RF FSP (RF Frequency-Shifted Speech Processor)
- Dual VFOs with Direct Digital Synthesis (DDS)
- 90 Memories which store Frequency Mode and Bandwidth
- Full and Semi Break-in CW Operation
- Band Stacking VFO System
- Multi-mode Selection on Packet/RTTY; Easy interface to TNCs
- Adjustable RF Power
- Variable Threshold Noise Blanker
- Optional Digital Voice Recorder (DVS-2)
- Front Panel RX Antenna Selection

- Accessories:**
- FT-990DC Available without power supply
 - XF-10.9M 2nd IF SSB Narrow 2.0 kHz Filter
 - XF-445K 2nd IF SSB Narrow 250 Hz Filter
 - TCKD-2 High Stability TCKD
 - SP-6 External Desk-top Speaker
 - MD-1CB Desk Microphone
 - DVS-2 Digital Voice Recorder Unit
 - YH-77ST Lightweight Headphones
 - LL-5 Phone Patch Unit for SP-6 Speaker

"Yaesu did it again!"

"This is the only HF rig with a dual digital SCAF. It's incredible on a crowded band. Look inside, motherboard and plug-in board design. Un-be-liev-able!"

The innovative technology of the FT-990 is inside, not outside. Like the exclusive dual digital SCAF (Switched Capacitance Audio Filter). And for long term reliability, the motherboard/plug-in module construction eliminates inter-board wiring. The FT-990 also has the same undisputed receiver performance of the FT-1000 as well as other features such as a high-speed, built-in antenna tuner with automatic storage. And, multiple DDS (Direct Digital Synthesis) for quick lock-up time and low level noise. What's more, for maximum efficiency, the FT-990 is a self-contained base station with its space-saving, built-in AC power supply.

Outside, the very functional HF front panel is simple and uncluttered with a large amber display. Easy to use, easy to see. Pure and simple QSO enjoyment - with muscle when you need it! Yaesu makes "high-tech" effortless. Now it works for you, not against you. Have your dealer show you the FT-990 today and see what we mean.

YAESU
Performance without compromise.™

Innovation isn't miniature knobs, switches, and tiny labels.



© 1992 Yaesu USA, 17210 Edwards Road, Cerritos, CA 90701 (310) 404-2700

Specifications subject to change without notice. Specifications guaranteed only within amateur bands. Some accessories and/or options are standard in certain areas. Check with your local Yaesu dealer for specific details.

KENWOOD



Freedom of Choice

TM-741A Modular FM Transceiver

The choice is yours. Kenwood's new FM Multibander allows you to start as a deluxe dual band radio – or add a third band. As a dual band, you'll have access to 144 and 450 MHz operation.

If you decide to add a third band – choose again. Select from the 28, 50, 220, or 1200 MHz bands. Then simply plug this option into the available slot.

Your ultra-compact TM-741A offers a full 50 watts on 10, 6, and 2 meters; 35 watts on 450 MHz; 25 watts on 220 MHz, and 10 watts on 1200 MHz!

On 2 meters, you'll find wide band receiver coverage with RX on 118 - 174 MHz, and TX on

the Amateur bands. The 2 meter section is modifiable for MARS and CAP (permits required).

303 memory channels are available, with 101 in any one band. Cross band repeat between bands, or, choose dual band input with cross repeat to the third band. The offset function is active on the output, allowing you to repeat to repeaters.

Other features

Individual volume and squelch controls for each band. Remote mounting of front panel with optional cable kit. Optional selective calling or group calling. Optional DTMF memory stores 15 characters for repeater controlling. Versatile scanning. Auto offset on 2m. Fixed detect output for packet radio.

Multi-function DTMF microphone. Separate antenna and speaker outputs. Auto power off and time-out. 4 step dimmer. 3 step power. Clock, timer and calendar. DC cable, and mobile bracket.

UT-28S: 28MHz, 50 W. RX: 24-36 MHz, TX: 28-29.7 MHz. **UT-50S:** 50MHz, 50 W. RX: 46-57 MHz, TX: 50-54 MHz. **UT-220S:** 220 MHz, 25 W. RX: 215-230 MHz, TX: 220-225 MHz. **UT-1200:** 1200 MHz, 10 W. 1240-1300 MHz. **DTU-2:** digital paging unit. **PG-4K, PG-4L:** remote cable kit. **MB-11:** extra mounting bracket. **PG-2N:** extra DC cable. **PG-3B:** DC line noise filter. **TSU-7:** CTCSS encode/decode unit.

KENWOOD U.S.A. CORPORATION
COMMUNICATIONS & TEST EQUIPMENT GROUP
P.O. BOX 22745, 2201 E. Dominguez Street
Long Beach, CA 90801-5745
KENWOOD ELECTRONICS CANADA INC.
P.O. BOX 1075, 959 Gana Court
Mississauga, Ontario, Canada L4T 4C2

Kenwood meets or exceeds all specifications. Contact your dealer for a complete listing of specifications and accessories. Specifications are subject to change without notice. Complete service manuals are available for all Kenwood transceivers and most accessories. One year warranty in the U.S.A. only.

KENWOOD
...pacesetter in Amateur Radio