

December 1981 \$2.95

# 73 MAGAZINE

## FOR RADIO AMATEURS

**Oriental Oddity:  
"Chopstick" Helical**

**Are You Joe Ham?**

**Bob Cooper:  
Guru of Satellite TV**



# 3K Classic

Is this  
the world's finest  
Amateur linear amplifier?



*We think it is...and we think you'll agree with us.*

2K Classic and 3K Classic  
pictured above

Ever since we made our first Amateur amplifier almost 20 years ago, our goal has been to make the finest, most rugged and reliable amplifier possible. Now with the 3K Classic we have accomplished this. It contains all of the famous Henry amplifier features plus the magnificent 8877 tube, rugged heavy duty power supply components and advanced antenna switch relay for semi break-in on CW. This is the amplifier of every Amateur's dreams!

*Subject to FCC type acceptance*

The 3K Classic/X with heavy duty power supply and 10 meter operation is available for sale outside the USA where FCC type acceptance is not required.

*The 2K Classic* The 2K Classic represents the culmination of years of experience in developing, manufacturing and improving the 2K series. It remains as always a "workhorse", engineered and built to loaf along at full legal power for days or weeks without rest. A look inside shows why! It is truly a "Classic" amateur amplifier. Heavy duty, top quality components along with its rugged construction assures you trouble free operation. It will put your signal on the air with greater strength and clarity than you ever dreamed possible. The 2K Classic operates on all Amateur bands, 80 through 15 meters (export models include 10 meters). Price \$1295.00

*The 1KD-5* ...Another fine member of the famous Henry Radio family of superior amplifiers. And we're still convinced that it's the world's finest linear in its class. The 1KD-5 was designed for the amateur who wants the quality and dependability of the 2KD-5 and 2K-4, who may prefer the smaller size, lighter weight and lower price and who will settle for a little less power. But make no mistake, the 1KD-5 is no slouch. Its 1200 watt PEP input (700 watt PEP nominal output) along with its superb operating characteristics will still punch out clean powerful signals...signals you'll be proud of. Compare its specifications, its features and its fine components and we're sure you will agree that the 1KD-5 is a superb value at only \$695.

*The 2KD-5* We have been suggesting that you look inside any amplifier before you buy it. We hope that you will. If you "lift the lid" on a 2KD-5 you will see only the highest quality, heavy duty components and careful workmanship...attributes that promise a long life of continuous operation in any mode at full legal power. The 2KD-5 is a 2000 watt PEP input (1200 watt PEP nominal output) RF linear amplifier, covering the 80, 40, 20, and 15 meter amateur bands. It operates with two Eimac 3-500Z glass envelope triodes and a PI-L plate circuit with a rotary silver plated tank coll. Price \$945.

Henry amateur amplifiers are available from select dealers throughout the U.S. And don't forget the rest of the Henry family of amateur amplifiers...the Tempo 2002 high power VHF amplifier and the broad line of top quality solid state amplifiers. Henry Radio also offers the 4K-Ultra and 3K Classic/X superb high power H.F. amplifiers and a broad line of commercial FCC type accepted amplifiers for two way FM communications covering the range to 500MHz.



2050 S. Bundy Dr., Los Angeles, CA 90025 (213) 820-1234  
931 N. Euclid, Anaheim, CA 92801 (714) 772-9200  
Butler, Missouri 64730 (816) 679-3127

TOLL FREE ORDER NUMBER: (800) 421-8631

For all states except California.  
Calif. residents please call collect on our regular numbers.

# Henry Radio

Prices subject to change without notice

# FIVE STORE BUYING POWER!

Fast shipment popular items from huge stocks! And 5 to 1 odds (your favor), that scarcer items are available within multi-store complex! Quantity buying means top discounts, best prices. Call us first.

*Amateurs world-wide are taking advantage of our fast service and special prices.*

**SERVING HAMS BETTER.**

North...south...east...west.

Bob Ferrero, W6RJ/K6AHV,  
Jim Rafferty, N6RJ  
other well known hams  
give you courteous,  
personalized  
service.



**FREE PHONE**

**800  
854-6046**

CALIF. CUSTOMERS PLEASE  
CALL OR VISIT LISTED STORES

**FREE  
SHIPMENT**

(UPS Brown)

CONTINENTAL  
U.S.A.



**HAM  
RADIO  
OUTLET™**

**ANAHEIM, CA 92801**

2620 W. La Palma,  
(714) 761-3033 (213) 860-2040  
Between Disneyland & Knott's Berry Farm

**BURLINGAME, CA 94010**

999 Howard Ave., (415) 342-5757  
5 miles south on 101 from S.F. Airport.

**OAKLAND, CA 94609**

2811 Telegraph Ave., (415) 451-5757  
Hwy 24 Downtown. Left 27th off-ramp.

**SAN DIEGO, CA 92123**

5375 Kearny Villa Road (714) 560-4900  
Hwy 163 & Clairemont Mesa Blvd.

**VAN NUYS, CA 91401**

6265 Sepulveda Blvd., (213) 988-2212  
San Diego Fwy at Victory Blvd.

**OVER-THE-COUNTER**

Mon. thru Sat. 10AM to 5:30PM

AEA • ALLIANCE • ALPHA • AMECO • AMPHENOL • ARRL • ASTRON  
• AVANTI • BENCHER • BERK-TEK • BIRD • B&W • CALLBOOK • CDE  
• COLLINS • CUBIC • CURTIS • CUSHCRAFT • DAIWA • DATONG  
• DENTRON • DRAKE • DX ENGINEERING • EIMAC • HUSTLER  
• HY-GAIN • ICOM • J.W.MILLER • KENWOOD • KLM • LARSEN  
• LUNAR • METZ • MFJ • MICRO • LOG • MINI • PRODUCTS  
• MIRAGE • NYE • PALOMAR • ROBOT • ROHN • SHURE • SWAN  
• TELEX • TELREX • TEMPO • TEN-TEC • TRISTAO  
• YAESU and many more!

# KENWOOD



**NEW  
TR-2500  
HAND-  
HELD**  
ASK FOR  
PRICES, DETAILS



**TS-130S**



**TR-7850**



**TS-830S**

**SAVE substantially!**  
Call now for  
your price

## Sensational savings!

### COLLINS/ROCKWELL KWM-380



We are offering you  
KWM-380 at a price  
lower than current  
dealer wholesale!

*Limited quantity at this great saving.  
Prices are increasing. Call immediately.*

**BRAND NEW FROM YAESU • HF TRANSCEIVER**

ASK FOR DETAILS, PRICES

• HAND-HELD

## ETD ALPHA SUPERLATIVE AMPLIFIERS



**77DX** REGULAR \$4945

**YOUR PRICE \$4199**



**76PA**  
REGULAR  
\$2195

**YOUR PRICE \$1799**

**78**

REGULAR  
\$3185



**YOUR PRICE \$2599**

Prices, specifications, descriptions subject to change without notice.

Calif. residents please add sales tax.

# INFO

## Manuscripts

Contributions in the form of manuscripts with drawings and/or photographs are welcome and will be considered for possible publication. We can assume no responsibility for loss or damage to any material. Please enclose a stamped, self-addressed envelope with each submission. Payment for the use of any unsolicited material will be made upon acceptance. All contributions should be directed to the 73 editorial offices. "How to Write for 73" guidelines are available upon request.

## Editorial Offices:

Pine Street  
Peterborough NH 03458  
Phone: 603-924-3873, 924-3874

## Advertising Offices:

Elm Street  
Peterborough NH 03458  
Phone: 603-924-7138

## Circulation Offices:

Elm Street  
Peterborough NH 03458  
Phone: 603-924-7296

## Subscription Rates

In the United States and Possessions:  
One Year (12 issues) \$25.00  
Two Years (24 issues) \$38.00  
Three Years (36 issues) \$53.00

## Elsewhere:

Canada—\$27.00/1 year only, U.S. funds. Foreign surface mail—\$35.00/1 year only, U.S. funds. Foreign air mail—\$62.00/1 year only, U.S. funds.

## To subscribe, renew or change an address:

Write to 73 Magazine, Subscription Department, PO Box 931, Farmingdale NY 11737. For renewals and changes of address, include the address label from your most recent issue of 73. For gift subscriptions, include your name and address as well as those of gift recipients. Postmaster: Send form #3579 to 73 Magazine, Subscription Services, P.O. Box 931, Farmingdale, NY 11737.

## Subscription problem or question:

Write to 73 Magazine, Subscription Department, PO Box 931, Farmingdale NY 11737. Please include an address label.

73 Magazine (ISSN 0098-9010) is published monthly by 73, Inc., 80 Pine Street, Peterborough NH 03458. Second class postage paid at Peterborough NH 03458 and at additional mailing offices. Copyright (c) 1981 by 73, Inc. All rights reserved. No part of this publication may be reprinted or otherwise reproduced without written permission from the publisher. Microfilm Edition—University Microfilm, Ann Arbor MI 48106.

# Antenna Baluns

Model PB \$14.95



350 watts PEP. 1.7 to 30 MHz. Low cost. High performance. Just right for transceivers. Specify desired ratio from table below:

Model	Ratio	Matches 50 ohms to
PB-1	1:1	50 ohms
PB-1.5	1.5:1	75 ohms
PB-2	2:1	100 ohms
PB-3	3:1	150 ohms
PB-4	4:1	200 ohms
PB-5	5:1	250 ohms
PB-6	6:1	300 ohms
PB-7.5	7.5:1	375 ohms
PB-9	9:1	450 ohms
PB-12	12:1	600 ohms
PB-16	16:1	800 ohms



Model 1K  
\$32.50

1 Kw CW, 3Kw PEP input. 1:1 or 4:1



Model 2K  
\$52.50

2 Kw CW, 6 Kw PEP input. 1:1 or 4:1



Beam Balun  
\$57.50

2 Kw CW, 6 Kw PEP input. 1:1 or 4:1



Send for FREE Catalog

To order, add \$3 shipping/handling. California residents add sales tax.

# Palomar Engineers

1924-F West Mission Rd., Escondido, CA 92025 • (619) 747-3343

## Cold Comfort

—an HT to the rescue at fifteen below . . . . . KA1D 12

### Review:

#### The Rex Bassett TLM-2 Mobile Mount

—banish your fear of flying . . . . . KA1LR 18

#### Update Your CW Music Keyboard

—play it again, Sam . . . . . K5KL 20

### Review:

#### The Kenwood TR-7730 Transceiver

—let's get small! . . . . . KA1LR 26

## Beginner's Guide to Antennas

—not just for Novices . . . . . N1H 74

### Review:

#### The Daiwa Infrared Wireless Microphone

—is the mike cable obsolete? . . . . . K4TWJ 82

#### What's It All About, ASCII?

—RTTY technology update . . . . . W4RI, WB4APR 90

### Review:

#### The Radio Shack Pro-2002 Scanner

—a look at the Shack's latest . . . . . N3BAH 96

#### An Easy L-Meter

—you'll need a frequency counter . . . . . W5JJ 100

### Review:

#### A Quad for Two Meters

—the Palomar portable power picker-upper . . . . . W8FX 104

#### "Chopstick" Helical for 432


—satisfies your Phase III appetite . . . . . 9M2CR 116

# 73 MAGAZINE

dec. 81



TR-7730—26



Cooper—38

## Joe Ham: The Consumer

—do you fit the mold? . . . . . N6AVU 32

## Bob Cooper: Profile of a Pioneer

**TV** — . . . . . N8RK 38

## Satellite Channel Guide

**TV** — part II . . . . . WESTSAT 44

## Satellite Television Glossary

**TV** — part I . . . . . *Satellite Television Handbook* 46

## TVRO Receivers: The Inside Story

**TV** — Satellite Central, part II . . . . . Gibson 54

### Review:

#### The Ace Portable Synthesized VHF Receiver

—for those times when listening is enough . . . . . W8FX 68

## The Code Pet

**1** — a Morse tutorial for Commodore's computer . . . . . AA0G 126

## No More Two-Tone Sidetone

—modify your AI A keyer . . . . . KA1LR 128

## Monodes

—harbinger of a new age . . . . . Corner 130

## Breaking the Decibel Logjam

—how to cope with nothingness . . . . . Sara 136

## Less Drain Is Your Gain!

—power-saving mods for the Wilson II and IV . . . . . KA3W 138

## A Positive Supply with a Negative Chip

—one way to solve the parts problem. . . . . K9MLD 142

Never Say Die—6, Ham Help—108, 137, 178, 195, 199, 1981 Index—144, Reader Service—162, Fun!—164, Awards—166, Corrections—168, 193, Social Events—170, DX—174, Contests—176, Letters—185, New Products—188, FCC—190, RTTY Loop—191, OSCAR Orbits—194, Kahaner Report—196, Looking West—197, Dealer Directory—226, Propagation—226

Cover: Photo by Paul Grupp KA1LR.

# W2NSD/1 NEVER SAY DIE

editorial by Wayne Green



## THE FCC ADVISORY COMMITTEE

In order to keep in closer touch with those being regulated, the FCC has established advisory committees, made up of people in the regulated industries, to work with them on needed regulations. In the amateur radio field, this group is the National Industry Advisory Committee, Amateur Radio Service Subcommittee (NIAC). The group has 17 members, of whom about two-thirds normally attend the yearly or twice-yearly meetings.

The most recent meeting was held at the FCC headquarters in Washington with eleven members present. More of the members are interested and influential amateurs than industry representatives, with the only true industry representatives being me from 73, John Lindholm from QST, Chris Imlay from QST, and Alan Dorhoffer from CQ.

The recent meeting discussed aspects of getting local govern-

ment cooperation for emergency communications, possible help from MARS stations, and so on. We had been asked for a report on high-speed transmissions for emergency communications and on the possibilities of developing more amateurs for emergency operations. I made the following report, which you may find of interest.

### Amateur Radio Emergency Communications: The Future?

At the last NIAC meeting I discussed the matter of the lagging American technology in electronics. Since that time this has been a matter of continued interest in the general media, with articles in *The Wall Street Journal* and several other well-read publications.

It was my concept that much of the explanation for this increasing technology gap lies in the moribund nature of amateur radio in our country... particularly as compared with the vital and growing interest in amateur radio in Japan. I felt that this stemmed from the proposed "incentive licensing" rules of 1963, at which time amateur radio in the U.S. stopped its growth for an eleven year period. Indeed, had our ranks continued to grow at the rate at which they had been expanding from World War II until that time, we would have

reached our present amateur population in about 1965.

The result of this has been a serious lack of the most precious life-blood of amateur radio, the 14- and 15-year-old newcomers. Even the spurt of interest in the mid-1970s which resulted from the national enthusiasm for Citizens Band radio brought in more middle-aged recruits than youngsters. Unfortunately, these are not the type of amateurs who decide to dedicate their lives to careers in electronics or communications. Thus we have a rapidly aging group of amateurs, with the large part of them well beyond the age when we would expect them to contribute to the advance of American technology. This largely comes from people in their 20s and 30s, not in their 40s and 50s.

One possible solution to the problem would be to encourage the introduction of amateur radio into as many high schools as possible. This is the age recruit which we need... which our country needs. Without this group joining our hobby I feel that America can only face further humiliation at the hands of the Japanese engineers and technicians. Further, should any international conflict develop, we will have to be very sure that the next time we have Japan on our side. Indeed, if Japan had introduced the no-code ham license in the 1930s it is possible that the war could have turned out differently. We should remember that Hitler publicly regretted his stopping of amateur radio in Germany and ascribed much

of the failure of Germany in the war to the resultant loss of technicians.

Since we all agree that another international war is unthinkable and impossible, there is no real reason to even worry about our technical people who might be needed in that instance. Still, that does leave us with a gradual falling behind in business as the Japanese, with their army of engineers and technicians, surpass us in calculators, watches, television sets, video recorders, video players and disks, tape recorders, hi-fi systems, amateur radio equipment, all communications equipment, telephones, test equipment... and so on.

It seems to me that the further we allow ourselves to fall behind in technology, the more we will fall behind economically. I have visited just about every part of the world in recent months and on every front I find the Japanese firms getting ahead of us. Despite the serious problems our Administration is having in trying to cut down on expenses, it may be time for a White House symposium on this critical situation, with some dramatic measures to tackle the problem.

There have been two major technological revolutions in the amateur radio field in the last twenty years. The first was the introduction of single sideband transmissions in the late 50s, which resulted in a change to that mode for virtually all phone shortwave communications on the amateur bands... and its use by the military. The second major technology change was the development of the FM transceiver and repeater which came along in the late 60s and developed through the 70s. Since then, despite great leaps ahead in digital and integrated circuit technology by industry, little change can be seen in our ham bands.

The groups of amateurs working for 73 Magazine are hard at work on a new technology. This will be introduced on twenty meters, probably on 14,100 kHz, as an on-the-air bulletin board. It is our plan to have a radio transceiver system which will automatically answer queries from other stations on that frequency, sending at first a menu of the available material on the bulletin board.

As an example of how this would work, a station would send a call for W2NSD/1 and sign its call. W2NSD/1 would then respond with a list of options of information. Let's say the inquiring station opts for #1, a current DX advisory. W2NSD/1 would then

### W2NSD/1 ON-THE-AIR SCHEDULE DECEMBER, 1981

1 80-40 Phone  
8 20 RTTY  
15 20 Phone  
22 40-20 CW  
29 20-15 Phone

On both phone and CW nights, look for us in the first 25 kHz of the General portion of each band. On the RTTY night, look for us between 14.090 MHz and 14.100 MHz. We'll be on the higher band first. Sessions run from 7:00 to 10:00 pm eastern time.

### WIN WAYNE'S HAM SHACK PRIZE WINNERS

Congratulations to the following lucky winners of ham gear in our recent subscription promotion!

Grand Prize	Carl F. Bogart WA7JWW/WA7OTR Reno NV	FT-901DM, MLA-2500, System 33, rotator
1st Prize	David A. Behar Seattle WA	TS-700A, Hustler Beam, Bird Wattmeter
2nd Prize	Judith A. Posego N9BKQ Lockport IL	TS-820S
3rd Prize	James T. Douglas K3FHC Washington Borough PA	TR-7800
4th Prize	Gerald I. Miles WA4KJK Nashville TN	Realistic DX-300

# "Cents-ational."



## IF shift, digital display, narrow-wide filter switch

### TS-530S

The TS-530S SSB/CW transceiver is designed with Kenwood's latest, most advanced circuit technology, providing wide dynamic range, high sensitivity, very sharp selectivity with selectable filters and IF shift, built-in digital display, speech processor, and other features for optimum, yet economical, operation on 160 through 10 meters.

#### TS-530S FEATURES:

- **160-10 meter coverage, including three new bands**  
Transmits and receives (LSB, USB, and CW) on all Amateur frequencies between 1.8 and 29.7 MHz, including the new 10, 18, and 24 MHz bands. Receives WWV on 10 MHz.
- **Built-in digital display**  
Large, six-digit, fluorescent-tube display shows actual receive and transmit frequencies on all modes. Backed up by analog subdial.
- **IF shift**  
Moves IF passband around received signal and away from interfering signals and sideband splatter.

- **Narrow/wide filter combinations**  
Any one or two of three optional filters ... YK-88SN (1.8 kHz) SSB, YK-88C (500 Hz) CW, YK-88CN (270 Hz) CW ... may be installed for selecting (with "N-W" switch) wide and narrow bandwidths on CW and/or SSB.
- **Wide receiver dynamic range**  
Greater immunity to strong-signal overload, with MOSFET RF amplifier operating at low level for improved IMD characteristics, junction FETs in balanced mixer with low noise figure, and dual resonator for each band.
- **Built-in speech processor**  
Combines an audio compression amplifier with change of ALC time constant for extra audio punch and increased average SSB output power, with suppressed sideband splatter.
- **Two 6146B's in final**  
Runs 220 W PEP/180 W DC input on all bands.
- **Advanced single-conversion PLL system**  
Improved overall stability and improved transmit and receive spurious characteristics.

- **Adjustable noise-blanker level**  
Pulse-type (such as ignition) noise is eliminated by built-in noise blanker, with front-panel threshold level control.
- **RF attenuator**  
The 20-dB RF attenuator may be switched in for rejecting IMD from extremely strong signals.
- **Optional VFOs for flexibility**  
VFO-240 allows split-frequency operation and other applications. VFO-230 digital VFO operates in 20-Hz steps and includes five memories and a digital display.
- **RIT/XIT**  
Front-panel RIT (receiver incremental tuning) shifts only the receiver frequency, for tuning in stations slightly off frequency. XIT (transmitter incremental tuning) shifts only the transmitter frequency, for calling a DX station listening off frequency.

More information on the TS-530S is available from all authorized dealers of Trio-Kenwood Communications  
1111 West Walnut Street, Compton, California 90220.

#### Matching accessories for fixed-station operation:

- SP-230 external speaker with selectable audio filters
- VFO-240 remote VFO
- AT-230 antenna tuner/SWR and power meter
- MC-50 desk microphone

#### Other accessories not shown:

- VFO-230 remote digital VFO with 20-Hz steps, five memories, digital display
- TL-922A linear amplifier
- SM-220 Station Monitor
- KB-1 deluxe VFO knob
- PC-1 phone patch
- HS-5 and HS-4 headphones
- HC-10 digital world clock
- YK-88C (500 Hz) and YK-88CN (270 Hz) CW filters and YK-88SN (1.8 kHz) SSB narrow filter
- MC-30S and MC-35S noise-canceling hand microphones



**KENWOOD**  
...pacesetter in amateur radio

Specifications and prices are subject to change without notice or obligation.

# STAFF

**PUBLISHER/EDITOR**  
Wayne Green W2NSD/1

**EXECUTIVE VICE PRESIDENT**  
Sherry Smythe

**ASSISTANT PUBLISHER/EDITOR**  
Jeff DeTray WB8BTH

**ASSOCIATE PUBLISHER/DIRECTOR OF PUBLICATIONS**

Edward Ferman WA1UFY

**MANAGING EDITOR**  
John Burnett

**ASST. MANAGING EDITOR**  
Susan Philbrick

**EDITORIAL ASSISTANTS**  
Nancy Noyd  
Richard Phenix

**REVIEW EDITOR**  
Paul Grupp KA1LR

**CONTRIBUTING EDITORS**  
Chris Brown KA1D  
Tim Daniel N8RK  
Alyson Grupp N1BEJ  
Larry Kahaner WB2NEL

**ADMINISTRATIVE ASSISTANT**  
Pat Graham

## ASSOCIATES

Robert Baker WB2GFE  
Bill Gosney KE7C  
Sanger Green

Dave Ingram K4TWW  
Joe Kasser G3CZC

Dr. Marc Leavey WA3AJR  
Dave Mann K2AGZ  
Bill Pasternak WA6ITF  
Peter Stark K2OAW

**PRODUCTION MANAGER/PUBLICATIONS**  
Nancy Salmon

**ASST. PRODUCTION MANAGER/PUBLICATIONS**  
Michael Murphy

**ADVERTISING GRAPHICS MANAGERS**  
Robert Drew  
Steve Baldwin  
Bruce Hedin  
Jane Preston  
Dennis Christensen

## PRODUCTION

Frances Benton  
Fiona Davies  
Linda Drew  
Sandra Dukette  
Kenneth Jackson  
Dianne Ritson  
Patricia Mackowsky  
Theresa Ostebo  
Deborah Stone  
Judi Wimberly  
Donna Wohlfarth

**PHOTOGRAPHY**  
William Heydolph  
Terrie Anderson  
Paul Babich  
Kathy Birkbak  
Bryan Hastings  
Thomas Villeneuve

## TYPESETTING

Sara Bedell  
David Hayward  
Kelly Smith  
Karen Stewart  
Michele DesRochers  
Steve Jewett  
Ann Lord

**CORPORATE CONTROLLER**  
Roy A. Johnson

**EXECUTIVE ASSISTANT**  
Leatrice O'Neil

**ACCOUNTING MANAGER**  
Knud Keller KV4GG/1

**CIRCULATION MANAGER**  
Debra Boudrieau

## CIRCULATION

Doris Day  
603-924-7296  
Pauline Johnstone

**BULK SALES MANAGER**  
Ginnie Boudrieau

## ADVERTISING

603-924-7138  
Jim Gray W1XU, Mgr.  
Nancy Ciampa, Asst. Mgr.  
Ross Kenyon KA1GAV

come on and send all of the latest information on active rare DX stations, including their known frequencies, schedules, QSL information, name of the operator, and so on. At the end of the transmission the inquiring station would have an option of sending unlisted information for possible inclusion on the bulletin board. This would be received at W2NSD/1 and stored for editing by the operator. It then could be added to the #1 list of information.

Number two might be a list of contests during the next few weeks, with scoring information, where to send logs, where to get full details, and so on. Again, further information could be sent to W2NSD/1 at the end of the bulletin transmission.

Plans are to have lists of ham-fests and conventions, the latest FCC releases, proposed rule changes, lists of nets and their frequencies, changes in repeater calls or channels, VHF information, RTTY information, SSTV information... and so on.

In addition to encouraging the use of advanced digital techniques over the air, these transmissions would be experimental in nature, helping amateurs develop systems capable of communications via ASCII at 300-, 1200-, and 9600-baud speeds. The response of W2NSD/1 would be set to match the calling speed of bulletin

board users. 9600 baud can be sent within the confines of an amateur voice channel and, when you consider that this is approximately 8500 words per minute, it is an efficient means of exchanging information.

Let's carry this on to the next step. How does this have anything to do with emergency communications, the basic function of NIAC? Most of the emergency nets of today are on voice and are incredibly inefficient as far as handling volumes of traffic is concerned. Let's look into the future and see where our high-speed automatic digital communications experiment is taking us.

In a few years we may be using small keyboards on which we will be able to type messages. Indeed, these are already on the market, with the Radio Shack TRS-80 pocket computer selling for \$230. Let's imagine that instead of just calling a net control station to send a message, the net calls each station in the net in turn and asks if there is any traffic. With digital calling, this polling of a net could be done in milliseconds, not minutes with endless repeating of callsigns. At 8500 words per minute, the net control could call each participating station and ask for traffic in less than a second. If a message has been typed on the pocket computer, the station would automatically dump it over the air when polled. The

control station computer would read the address and pass the message along to the addressee instantly. With a network like this it would be possible to handle thousands of times as much traffic as at present with no losses or errors. Further, links with low-band long-range stations could be set up as part of the emergency network... even to linking through satellites via microwave transmissions.

This is not a gee-whiz dream of the future. Everything needed has already been invented, so all amateurs have to do is apply the technology we already have developed in the computer field to radio communications. This should be good for amateur radio in that it will generate a new interest in communicating via this new technology. It will be good for industry in that all amateurs will be wanting new equipment. And it will enable amateurs to provide an emergency communications system far beyond anything imagined a year or so ago.

We are taking the first step with W2NSD/1 in the establishment of the radio bulletin board. We will be asking the FCC for permission to experiment with 1200- and 9600-baud transmissions. We will be publishing a vast amount of information on this

*Continued on page 180*

## Well . . . I Can Dream, Can't I?

by Bandel Linn K4PP




**"We've discovered a new high-speed way to learn the code! This shot will make you a 25-word-per-minute man immediately!"**



# SATURN V

## STATE-OF-THE-ART



The latest in micro-stripline design and the highest quality materials modern technology can provide are utilized to their greatest advantage in the manufacture of the Saturn-V downconverter. System gains and noise figures approaching the theoretical limit have been achieved with this fully integrated frequency agile microwave receiver. Advanced micro-strip antenna techniques have allowed the full integration of the receiver-antenna into a sealed injection molded RF probe securely mounted in the focus of a parabolic dish with adjustable polarization. Matched diodes quiet a high-conversion mixer fed by a low phase-noise precision voltage-controlled oscillator coupled between an ultra-low-noise analyzer-matched RF front and a high gain IF amplifier impedance matched to drive one or more televisions or communication receivers.

#### Design/Performance features:

- High Gain: 40 db typical
- Low Noise: 2-2.5 db
- Tuning Range: 2-2.5 Ghz
- High Selectivity: 30 db
- Dynamic Range: 60 dbmv
- Output Impedance:

75 ohms • Range: Line of Sight: 200 miles • Tunes 54 thru 75 Mhz IF Frequency (channels 2-6) • 20" Dia. Parabolic Antenna • No-drift temperature compensated VCO • Dish mounted downconverter eliminates external antenna • Precision regulated power supply • All cable, cable adapters, brackets and hardware included • 6 month warranty

Quantity discount price structures available upon request for dealers. Dealerships, both domestic and foreign available in many areas. For further information, please contact John Michaels, Sales Manager. Telephone hours: Monday thru Thursday, 10-4.

**h. jain**

Electronics

4558 Auburn Blvd., Sacramento, CA 95840  
(916) 452-0193

# ICOM IC-730

ICOM's Go Anywhere HF Rig for Everyone's Pocketbook



## Compact.

Only 3.7 in (H) x 9.5 in (W) x 10.8 in (D) will fit into most mobile operations (compact car, airplane, boat, or suitcase)

## Affordable.

Priced right to meet your budget as your main HF rig or as a second rig for mobile/portable operation.

## Convenient.

- Unique tuning speed selection for quick and precise QSY, choice of 1 KHz, 100 Hz or 10 Hz tuning.
- Electronic dial lock, deactivates tuning knob for lock on, stay on frequency operation.
- One memory per band, for storage of your favorite frequency on each band.
- Dual VFO system built in standard at no extra cost.

## Full Featured.

- 200W PEP input—powerful punch on SSB/CW (40 W out on AM)
- Receiver preamp built-in • VOX built-in
- Noise blanker (selectable time constant) standard
- Large RIT knob for easy mobile operation
- Amateur band coverage 10-80M including the new WARC bands
- Speech processor—built-in, standard (no extra cost)
- IF shift slide tuning standard (pass band tuning optional)
- Fully solid state for lower current drain
- Automatic protection circuit for finals under high SWR conditions
- Digital readout • Receives WWV • Selectable AGC
- Up/down tuning from optional microphone
- Handheld microphone standard (no extra cost)
- Optional mobile mount available



2112 116th Avenue N.E., Bellevue, WA 98004  
3331 Towerwood Dr., Suite 307, Dallas TX 75234

# Hut, 2,3,4...



440, 220, and 146MHz.  
Any way you go, ICOM has  
you covered...

Complete, affordable and fun...That's  
the new ICOM IC-4AT 440MHz handheld.  
Identical in size and appearance to the very  
popular IC-2AT, the IC-4AT gets you into the 440MHz  
band at a very attractive price. The accessories used with  
the IC-4AT are the same items you may previously have  
purchased for use with your 2AT.

The IC-4A and IC-4AT cover 440 to 449.995MHz in 5KHz  
steps, giving full coverage of the FM portion of the 440MHz band.  
Featuring  $\pm 5$ MHz offsets, top panel switch for control of PL, 16 button  
Touchtone® pad, thumbwheel switch frequency selection and ICOM perform-  
ance, the IC-4A is unsurpassed in a 440MHz handheld.

The IC-4A comes standard with BP3 battery pack, flexible antenna, belt clip,  
earphone and wrist strap.

 **ICOM**  
The World System

# Cold Comfort

— an HT to the rescue at fifteen below

One thing was certain. This night would be very cold. As I hunched over my sputtering stove in the fading twilight, melting more snow for drinking water, I wondered how long my HT would continue to perform.

Before I had left on this winter backpacking trip to New Hampshire's White Mountains, friends had told me tales of liquid crystal displays freezing solid, then bursting, at zero degrees Fahrenheit, of fully charged nicads incapable of powering even the receiver portion of an HT at minus ten. Now, at 4:00 pm on this dull and snowy afternoon, the temperature was already minus eight degrees. I knew it would go much lower during the night. The question in my mind was, would the HT quit?

I was hiking alone in these frigid mountains, my only link to the outside world a compact package of imported electronics

powered by a pitifully small battery pack. I intended to use my Kenwood 2400 HT to access a two-meter repeater located on a mountaintop eight miles away. In case of trouble, the HT would be my only way of yelling "Mayday."

Suddenly, I was aware of the sounds hanging in the frozen evening air: the roar of my small stove and the sweep of the wind-driven snow. Something was missing. The HT had been quiet for a long time. The reassuring CW ID of the Mount Washington repeater had not broken the squelch for at least half an hour. Preoccupied with stamping out a firm platform in the deep powder snow, setting up my mountain tent, getting the stove going, and making ready for the long night ahead, I had not noticed the HT's silence. Now that silence was overwhelming.

With clumsy, mittened hands I groped through my pack for the HT. I wiped the

frost from the LCD readout and was relieved to see it indicating 6.055—the wrong frequency. I had inadvertently depressed the REV button while setting the frequency to 6.655 earlier and was listening on the repeater's input frequency instead of its output frequency. When I restored the switch to the normal position, I caught the tail end of the cheerful CW ID of K1OIQ/R. The repeater was still working and so was my HT. I went back to melting snow and supper preparations as the winter darkness slowly filled my campsite.

This trip had come about as a combination of my interests in winter mountaineering and amateur radio. And, by bringing an HT along, I was able to justify doing something I normally could not justify—making the trip alone. With the HT, I would always be able to reach the outside world

and, in the event of trouble, would be able to let someone know where I was. I also thought it would be fun to yack with my fellow hams as I trekked through the Presidential Range in deep winter.

The Presidential Range lies in the White Mountains of northern New Hampshire. This wilderness area provides the most challenging winter hiking and climbing in New England. The region is known for its foul weather and, before the anemometer blew away, the highest wind gust ever recorded on the surface of the planet was clocked at an incredible 231 mph on Mt. Washington's summit. At 6,288 feet, Washington is no giant among mountains. Its reputation as a cruel place in winter, however, is first-hand knowledge to all eastern hikers and climbers who have spent time scuttling across its windswept slopes or scaling the walls of its icy ravines.

My plan was to hike into the national forest south of Mt. Washington, place a high camp at tree line on the Presidential Ridge, spend the night, and then hike down the ridge the following day. I hoped to pass over the summit of Mt. Washington before heading for civilization at Pinkham Notch Camp. I intended to cover a total of thirteen miles in two days, gaining most of my altitude the first day on the four-mile approach up the ridge.

Weather, of course, would play a major role in the success of any plan. The winter of 1980/81 was unusually cold in New England and the weekend I chose for my trip was no exception. I was well aware of the consequences that had befallen those foolhardy enough to be caught high on that exposed ridge in severe winter conditions. Wind-chill factors in excess of  $-100$  degrees were common and, if the weather and winds did not cooperate, my plans would have to change.

I had no success persuading any of my friends to go with me. Perhaps the ominous weather forecasts which predicted snow on Friday night and Saturday with gradual clearing and plunging temperatures on Sunday dissuaded them. In any case, as I hiked along Saturday morning under my fully-loaded, forty-pound Kelty pack, I was glad to be alone. Working my way up through the forest, the only sounds intruding on my solitude were the rhythmic swish of my snowshoes through the powder and the occasional ID of the Mt. Washington repeater.

The Mount Washington repeater has the widest coverage of any machine in New England. Situated six thousand feet above sea level, it provides reliable communications over a 300-mile, five-state area. Though it shares its moun-



*A Sunday morning self-portrait at fifteen below zero.*

taintop with TV, FM broadcast, and commercial microwave installations, it has few intermodulation or desense problems.

The machine is privately owned and is open to the public. The only contribution requested from the large number of daily users is good operating practice. The machine is supported by equipment donations from hams in the north country, and maintenance and repairs are carried out by its licensee, Al Oxton K1OIQ and by Bill "Mac" Beal W1PNR. The central role Oxton and Beal play in the machine upkeep and maintenance is the key to its reliability in the harsh mountain environment.

Luckily for the users, both Al and Mac spend considerable amounts of time on the summit of Mt. Washington in the course of their duties as staff members of the Mount Washington Observatory. The Observatory, a non-profit research facility which operates year-round, is rich in folklore and ethereal nocturnal visitors. Rumor has it that at least one ghost is in residence on the summit; on wild nights

when the wind is whining, he gives certain Observatory staffers the pleasure of his company. Oxton and Beal are more concerned with repeaters than rumors, however.

Their repeater is a VHF Engineering kit. A scratch-built control system provides tone decoders and interface for the autopatch, audio processing, link to another machine seventy miles away in Concord NH, and auxiliary inputs. Duplexers are by Sinclair and were provided by the Northeast FM Repeater Association. The special Gam half-wave vertical antenna, enclosed in a fiberglass radome, is fed with heliax cable cast off by the neighboring TV station. Transmitter output is 18 Watts, 20 Watts ERP. The repeater is voice-accessed and the trustees encourage users to say nice things when bringing the machine up. The dentist's office "Ahhhhhh" is frowned upon. Normal repeater power is drawn from ac mains, but the machine is capable of running on solar power and has even been run on wind power.

That night there was no shortage of wind for power generation on Mt. Washington. Though it bullied my tent, I was comfortable within the narrow confines of my mummy sleeping bag. Drawn tightly down across my face and around my shoulders, the bag provided a life-sustaining environment. The temperature within the bag was a humid seventy degrees. Four inches away, outside the bag's nylon and fiberfill walls, the temperature was flirting with the bag's minimum comfort rating, fifteen degrees below zero. I had placed two full-length closed-cell foam pads beneath me which provided 1-1/4 inches of insulation from the chilling, hard-packed surface of the snow. While I stayed on the pads, I stayed warm.

In addition to my 6'2" frame, I had managed to stuff a quart of water, the inner liners of my hiking boots, assorted articles of clothing, a bag of GORP (good old raisins and peanuts), my HT, a spare nicad pack, and a headlamp into the bag with me. These carefully chosen items

were the only things that would not be frozen solid in the morning and, as long as I didn't roll over too often, I was totally content.

I had been dozing in the bag for about two hours when the Granite State FM Net was called to order. This public service net handles national and regional traffic in two separate sessions and normally convenes at 7:00 pm on the repeater in Concord NH. Once the net is underway, the Concord and Mt. Washington repeaters are linked, providing coverage of the entire state. For some reason, however, the link was not functioning and, while I could hear the net proceedings from Concord on my HT, I was not able to check in. I wanted to pass a piece of routine traffic to a friend and fellow ham in Bozeman MT who had been a frequent companion on many previous winter trips. Without the link, however, it was doubtful that I would be able to get my traffic through.

Shortly after the net began, net control, N1ALM, briefly left the Concord machine and appeared on the Mt. Washington repeater asking if anyone had outgoing traffic for the net. As I gratefully passed the text of my message to him, we both had to laugh about the propensity we hams have for establishing and main-

taining communications between weird locations. Like coral reefs, maximum security prisons, desert ghost towns, or mountain-side campsites. Dana's check number matched mine on the first count and while I languished in my sleeping bag, my message began its relay to Montana.

Outside, the weather was deteriorating. The constant swish of built-up snow sliding off my tent and the increasing staccato of the wind did not bode well for the next day's planned route. The exposed ridge, lashed by the northwest wind, would be drifted with new snow making travel laborious and time-consuming. I lay mulling over my plans and reminded myself that the trip was supposed to be fun.

I was almost asleep when the squelch was broken by my own call sign. The gang at W2NSD/1, 100 miles south in Peterborough, was trying to raise me. We had agreed to keep an 8:00 pm sked Saturday evening and at 7:45 pm they were anxiously calling. Most of my fellow staffers were sure I was mad for making the trip in the first place and it was a skeptical and curious group that gathered at the 73 ham shack to hear of my progress.

After assuring them that I was not in a bar somewhere within range of the repeat-

er, I filled them in on what I had been doing since leaving Peterborough. As we spoke to one another across the intervening miles, I imagined their world as it was at that moment: a warm, well-lit, fully-equipped ham shack crowded with friends enjoying themselves. It was very different from the cold, dark world I was in. For a moment, I envied their comfort and camaraderie.

AG1Z was on frequency when I concluded my sked. Willy, an employee of the TV station on the summit of Mt. Washington, volunteered to go next door to the Observatory and get the latest weather forecast for me. It was not good. The forecast called for bitter cold, widely-scattered snow squalls for the next twenty-four hours, and winds gusting to 100 mph. At that moment, it was minus twenty degrees on the summit and winds were gusting to 60 mph. I thanked him, admired his mettle, and then shut down the rig and fell asleep.

Sleep was fragmented and Sunday's dawn came slowly. The orange walls of my tent gradually picked up color as the sun rose behind an icy scrim of fog and blowing snow. I lay awake for a long time in my sleeping bag trying to psych myself up for the inevitable. The hardest part of any winter camping day is leaving a warm sleeping bag and getting into cold clothes, frozen boots, and an icy world. Despite being in my fourteenth hour in my bag, it was easier to lay there pondering the best (and quickest) scenario to follow in getting dressed than to actually get out of the bag and dress.

I snapped on the HT and passed time listening to the idle chatter of other early risers on this frigid New Hampshire Sunday morning. Occasionally, a clipped New England accent would

comment on everyone's favorite topic, the weather.

"Ayup Marshall, a might cold here this mahnin. About twenty-five below. Acourse that's on the windy side of the bahn."

As my fellow hams had their second and third cups of coffee, I struggled to get my stove going. Repeated priming finally heated the generator up enough to sustain combustion and soon I too was contemplating the morning's cold over a hot cup of java.

It has snowed heavily during the night and the stubby, frozen shapes here at tree-line were a more appropriate landscape for a hobbit than a ham. The wind-driven snow had sculpted grotesque and beautiful figures during the night as it packed into the scrub growth and pucker brush and fresh drifts covered even the deepest of yesterday's tracks.

Once I was out of my bag, the morning cold kept me moving. Standing in one place for any period of time invited the relentless advance of the cold up through my boots and into my body. To keep warm, I busied myself with breaking camp—a reluctant sleeping bag was forced into its small stuff sack, dirty pots left to freeze were chipped clean of breakfast remnants, and my tent was folded and forced into my pack.

The weather was as forecast. Clouds and blowing snow swirled around me as I wrestled my pack onto my back. As soon as I had it on, the HT I had carefully zipped into a side pocket came alive. N1AHN, a friend I had spoken with the previous day, was calling to check on my progress. John was ten miles away in the village of North Conway. After a short chat with him, I moved off into the storm feeling good that a local was around and interested.

Conditions deteriorated



The winter landscape—more fit for a hobbit than a man.

with each foot of altitude I gained. By the time I was above the last of the scrub, it became obvious to me that I would not be able to continue the traverse. The poor visibility meant that I would be walking compass azimuths on that wild ridge and, should I have to back-track, would be walking directly into the full force of the wind. Frostbite was a definite possibility and as I stood with my back to the gale, peering down the ridge, I had to remove my metal-frame eyeglasses because they were drawing heat out of my skin so rapidly that my cheeks and temples were losing sensation. My windpants and anorak hood drummed wildly in the wind, and through the tunnel vision of my wool balaclava, I saw a landscape no sane person would inhabit.

I couldn't resist moving a short distance down the ridge and breaking out the HT for a quick test, however. I lifted six distant repeaters from my high point and, as each one came up, I announced that KA1D/portable, Presidential Ridge NH, was listening. Thankfully, no one took the opportunity to chat, and I rapidly retreated toward the relative security below tree line.

While breaking my way down the trail, I managed to raise a friend and let him know of my change in plans. Ken W1NFE was located in Bretton Woods, a small hamlet at the foot of the mountains. We agreed that I would let him know when I was safely back at the trail head. I skied, slid, and slipped the four miles off that ridge thinking of hot showers, hot food, and cold beer. In a few hours, I was down.

The temperature at the trail head was minus fourteen, but it was warm when compared with the cold I'd felt up on the ridge. I flopped my Kelty on the



*Swirling clouds and wind-driven snow on the Presidential Ridge.*

snow and began fumbling through its labyrinthine pockets for my car keys. As I listened for what I thought would be the final time to the ID of the Mt. Washington repeater, it occurred to me that my Kenwood 2400 HT was one of the more reliable companions I have had the pleasure of hiking with. It didn't freeze up and performed well under less than ideal conditions.

Unfortunately, I was not out of the woods once my hike was over. I twisted the key in the ignition and after a few lethargic turnovers, the engine fired to life. I smugly congratulated myself for the care I had taken in tune-up and battery maintenance while I habitually glanced at the oil pressure gauge. My smugness disappeared when I saw it resting on zero. I anxiously let the engine idle for ten seconds, twenty seconds, a long minute. The gauge never moved. Worse still, the tappets were growing gradually noisier. Apparently, my adventure was just beginning. I shut the engine down and sat in the cab with a sick feeling growing in the pit of my stomach. As I went through the mental gymnastics of what could be wrong, the inside of the windows began to frost up, enclosing me in an icy, translucent cave.

I ruminated on the situation for several minutes when that most noble of human traits, blind optimism, took hold. I simply said to myself, "This can't be happening. I'll just start this thing up and all will be well." So, I did and it wasn't. The oil pressure remained zero while the engine clattered away alarmingly. I admitted to myself that I had a problem.

Sitting in the sub-zero interior of a disabled vehicle thirty miles from the nearest garage with night coming on gets old quickly. The images of hot showers and hot food I had conjured up hours earlier on the trail were still fresh in my mind and I resolved to somehow escape the developing debacle. Then it dawned on me: For the first time in nearly twenty years of hamming, I had—if not an emergency—at least a large bumper on my hands which could be minimized by ham radio. I reached for the mobile rig, but before I could turn it on it occurred to me that I should be using the HT instead. This was the kind of situation I had brought it along for in the first place and it seemed fitting to use it to extricate myself now.

My first call was to W1NFE. Ken was the closest and he answered almost immediately. After I gave

him a brief description of my problem, he took the situation in hand. A tow truck was reluctantly dispatched—no small accomplishment on a country Sunday afternoon. The cheapest motel in town was alerted to expect an unexpected guest and a few restaurant recommendations soon followed, too.

To say that the village of Twin Mountain was deserted when the tow truck pulled me in is an understatement of considerable proportion. Besides the garage man and me, only a few scroungy dogs roamed the windswept streets. Nothing could be done for the van that night, so I hoofed off toward the motel that Ken had suggested. One other guest was in residence, he too a victim of car trouble. After we commiserated briefly, I made a few phone calls to find all the area restaurants closed. I then went upstairs to settle into the stillness of my room, littering it with layers of damp clothes and thawing wool knee socks while I munched on the remnants of my trail lunch. Then I headed for the shower.

Sitting on the edge of the bed afterwards, flushed with the warmth of a very long shower, I resigned myself to an early and uneventful evening. I lavishly kicked the room's thermostat up another notch and stretched out on the bed waiting for something tolerable to appear on the only channel the rabbit-eared TV would receive. To my amazement, the phone rang.

W1NFE had tracked me down and was calling to invite me to share dinner and spend the evening with him and his family. At that moment, the world suddenly looked brighter. Ken soon arrived and we headed out to dinner in the twenty-below night, listening to the familiar voices on the Mt. Washington repeater. ■

# World Class Performance and Features

The FT-ONE is the culmination of an all-out design project by Yaesu's top engineering team. Working without the usual cost constraints, Yaesu's design group is proud to unveil the instrument they "always wanted to design," a revolutionary blend of computer and RF technology.

## GENERAL COVERAGE, ALL SOLID STATE

The FT-ONE is a full-coverage all-mode transceiver, equipped for reception on any frequency between 150 kHz and 29.99 MHz, with transmit coverage on all nine present and proposed amateur bands. In countries where permitted, the FT-ONE may be programmed to transmit throughout the 1.8-29.99 MHz range.

## KEYBOARD FREQUENCY ENTRY

Fully digitally synthesized, the FT-ONE uses a front panel keyboard for initial frequency entry. Frequency change is then accomplished via the main tuning dial or the pushbutton scanner, with tuning in either 10 Hz or 100 Hz steps possible. Truly the contesters' dream, the FT-ONE permits extremely fine tuning and instantaneous band change with equal facility.

## DUAL VFO SYSTEM

Ten digital VFO's with memory are provided, in conjunction with an A-B selection scheme that allows instant recall of any transmit, receive, or transceive frequency desired. For split-frequency operation, such as on 7 MHz SSB, the operator may select TX on VFO-A and RX on VFO-B, automatically storing the calling and listening frequencies for each pile-up. For net operations, a non-volatile memory board is available as an option, to eliminate the possibility of dumping memory.

## FULL CW BREAK-IN

Recent advances in solid-state technology have finally made full CW break-in reliable enough to be incorporated into a Yaesu product. Now you can select traditional semi-break-in (for use with amplifiers not equipped for full break-in) or full high-speed break-in. When using amplifiers so equipped, the keyer output lead may be interrupted via a rear panel jack and routed to the break-in sequencing input on your amplifier.

## SWITCHING REGULATOR POWER SUPPLY

Extremely compact and light in weight, the switching regulator power supply reduces substantially the space required to produce the operating voltages used in the FT-ONE. Highly efficient and uniquely stable, the switching regulator supply provides superb reliability in a field of design long neglected by amateur manufacturers.

## ELITE CLASS PERFORMANCE FEATURES

In addition to the full break-in and superb receiver filters, Yaesu's design team packed the FT-ONE with subtle virtues that others might have overlooked. Rear panel jacks allow the use of both an external receiver and an independent receive antenna, such as a 160 meter Beverage. While scanning, automatic halting on a received signal may be programmed. . . perfect for watching a band for openings. If you're a DX-peditioner, an optional Curtis 8044 keyer board is available, so you won't need an external keyer that only wastes suitcase space. And if your amplifier fan is louder than it should be, there's even a microphone squelch (AMGC) to reduce background noise pickup between words and sentences!

## ONE YEAR FACTORY WARRANTY

Because of the level of attention to design-detail, parts selection, and factory quality control, your FT-ONE is backed by a one-year factory warranty for the original purchaser at retail. Prompt and meticulous attention to your warranty needs will be provided by our Ohio And California Service Centers. In addition, all units sold in the United States will be inspected and tested after clearing Customs, and will include a Service Manual in the purchase price.

## GAIN/INTERCEPT OPTIMIZED RECEIVER FRONT END

Utilizing up-conversion with a first IF of 73 MHz, the FT-ONE RF amplifier stage uses push-pull power transistors configured to produce a typical output intercept of +40 dBm. The first mixer utilizes a diode ring module followed by a low noise post amp, for optimum noise figure consistent with modern day intercept requirements. The result is a receiver with a typical two-tone dynamic range well in excess of 95 dB (14 MHz, CW bandwidth). Additional gain tailoring is provided via a PIN diode attenuator controlled from the front panel.

## FILTERS READY FOR COMPETITION

Three filter bandwidths are available for CW operation (two for FSK!), using optional 600 Hz or 300 Hz crystal filters. Filter insertion losses are equalized for constant IF gain. Both IF Shift and Variable Bandwidth are provided, and two CW filters may be cascaded, for competition-grade selectivity. For SSB work, the Variable Bandwidth feature eliminates the need for costly 1.5 kHz or 1.8 kHz filters, as any intermediate bandwidth may easily be programmed using the standard, cascaded SSB filters. To top it all off, a high-performance audio peak and notch filter is standard equipment.

## EXPANDED OPERATING DISPLAYS

Digital displays for the VFO Frequency, memory channel, and RIT offset are provided for quick frequency identification. The large front panel meter provides easy viewing of transceiver operating parameters, including final transistor collector current, input DC voltage, FM discriminator center tuning, speech processor compression level, and forward/reflected relative power.

## NOT AVAILABLE AS OPTIONS

It's hard to believe that other manufacturers still insist on making such essential items as a noise blanker or speech processor extra-cost options. We find that these are less expensive to incorporate and more reliable in operation when installed on our assembly line. No AC power supply is available as an option for the FT-ONE, either; it's equipped for operation from 100/110/117/200/220/234 volts AC, or 13.5 volts DC. And it goes without saying that there will not be an external VFO offered for the FT-ONE — we're confident that ten VFO's are quite enough!

Experience the FT-ONE in your Authorized Yaesu Dealer's showroom today.  
This may be the last Amateur transceiver you will ever own.

—83





# FT-ONE



***A Bold Adventure In Engineering!***

**YAESU**  
***The radio.***



1081

YAESU ELECTRONICS CORPORATION, 6851 Walthall Way, Paramount, CA 90723 ● (213) 633-4007  
Eastern Service Ctr., 9812 Princeton-Glendale Rd., Cincinnati, OH 45246 ● (513) 874-3100

# The Rex Bassett TLM-2 Mobile Mount

## —banish your fear of flying



The Rex Bassett TLM-2 mobile mount, with a VAC-20 antenna.

**H**F mobile operation is near and dear to my heart, and I am always in search of better ways to cope with the necessarily large and bulky equipment. One of the biggest problems seems to be mounting the antenna. Whether you use the ubiquitous Hustler system, the Rex Bassett antennas, or motorized wonders like Cubic's, you need something to mount it on that will support the considerable load the antenna presents while motoring down the highway. The mounts offered by the manufacturers are rarely confidence-inspiring. Mechanical integrity and protection of the coax connection are the primary areas that need attention.

The TLM-2 mount from Rex Bassett solves the problems in both areas, as long as your antenna fits a standard 3/8-24 mount. Best of all, it doesn't require a band around the bumper (which won't fit many small cars). The mount resembles an inverted teacup, with a thick gray finish applied. All hardware exposed to the

elements is stainless steel. On the bottom of the mount is a threaded SO-239 connector. A single hole is drilled through the bumper or rear deck, and the mount is screwed down with hefty hardware and a thick rubber washer. Once installed, this mount isn't going anywhere—it's rock solid! The SO-239 connector on the other side of the mounting surface is also an important advance. If you mount the antenna on the rear deck of your car, problems with water-logged coax are a thing of the past. Installed on the bumper, the coax will need some sort of protection from the elements. I have used Coax-Seal (available at most dealers) with great success.

Rex Bassett's antenna products have acquired a reputation for intelligent design and rugged durability. The TLM-2 mount continues that tradition. For more information, contact *Rex Bassett Electronics, Inc.*, 1633 N.E. 14th Avenue, Fort Lauderdale FL 33305. Reader Service number 476. ■

# KDK MAKES 2 METER FM SIMPLE AND EASY!



KDK INTRODUCES A NEW GENERATION OF 2 METER FM RADIOS.

The sparkling 2025A MKII is loaded with new features! East of operation is the design concept at KDK.



**SPECIAL!**  
**WINTER SALE! \$299**

Includes:

Touch Tone® Mike (Ready to Use)  
ORDER NOW DIRECT



● Features such as ten channel memory in two banks of five each, a solid 25 watts of power, full MARS and CAP coverage from 143,000 Mhz to 148.995 Mhz, plus built in memory retention for up to one year . . . and much, much more makes this the radio of the year. If you have been waiting to move up to a new model, or have wished for a radio with "everything" . . . KDK has it!

● The ten channel memory is easily addressable and you have two banks of five channels each. You can even use both banks at once for odd splits.

● Standard 600 hz shift up or down. Band scan or memory scan. Memory scan is easy. There is also band scan with upper and lower limits you can choose yourself!

● Built in nicads for the memory retention which has drain in nano-amps, not milli-amps. The internal battery will hold the memory for up to one year! No other radio offers you this feature.

● Fast and easy dialing. Full solid state dialing and you can choose from the front panel either a fast or slow dial rate.

● No relays are used, only solid state switching. This eliminates a trouble spot many radios encounter.

● KDK has also eliminated another trouble spot by completely hand wiring each radio. No internal plugs to become intermittent and no wire wraps either, just good solid wiring.

● KDK gives you one of the hottest receivers you can find. By using UHF (not VHF) dual gate MOS-FETs with electronic auto tuning for the RF amplifier and the first mixer, you have a combination of ultra sensitivity and maximum quietness.

● The audio output stage in the 2025A Mk II uses an integrated circuit which has internal protection against over-voltage and shorted output conditions. Plus it is a high audio output chip – just what you need in a noisy mobile situation.

● The transmitter uses direct VCO varicap modulation for true FM. Your transmitted audio sounds as it should; crisp, clear and natural.

● The power output stage of the 2025A Mk II will not break down even with an infinite VSWR load, and uses heavy duty solid state antenna switching with a four stage low pass filter. All this gives you an exceptionally clean, spur free output.

● KDK has included an adjustable sub audible tone circuit which can also be used for CTCSS or tone burst on transmit. Again, more features!

● Size is 2 7/10" high – 7 1/8" wide – 9 1/2" deep.

● You can switch from 25 watts to 3 watts low power.

● And, of course, the DC cable is included along with the microphone and mobile mounting bracket.

Write for brochure – Dealer inquiries invited!

Warranty information available at your dealer

Company reserves the right to change specifications without notice.

Exclusive US Distributor – Dealers Welcome!

**ORDER NOW DIRECT**  
**CALL TOLL FREE**  
**800-251-4141**

This number for ORDERS ONLY!

Mail Order – COD – Bank Cards



HOURS – 9:00 - 5:00 CST Monday - Saturday

Phone (615) 865-7949

Telex 80-8327

ORDER DIRECT  
OR AT YOUR DEALER!

Distributed by:



**KDK DISTRIBUTING CO., INC.**

617 SOUTH GALLATIN ROAD – MADISON, TN 37115

Phone (615) 865-7949

# Update Your CW Music Keyboard

## — play it again, Sam

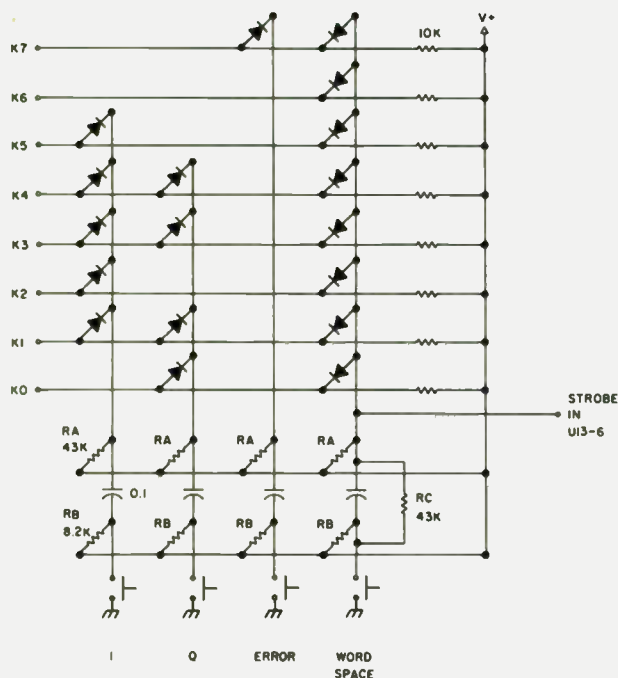


Fig. 1. Wiring diagram for modified diode matrix.  $R_A$  and  $R_B$  values are not critical; however, a large deviation will cause erratic operation.  $R_C$  prevents truncated characters should other keys be struck while the space bar is down. Resistors— $\frac{1}{4}W$ ; diodes—1N914/1N4148; capacitors—0.1 disc.

Considering operational features versus IC count, cost, and ease of construction, the Morse keyboard designed by Crom WB9WRE is one of the best keyboard bargains available (*73 Magazine*, February, 1979, p. 84). The author suggests several options, and the design readily accommodates others. One such option, to make typing easier, is described in this article.

I found the basic keyboard awkward to operate because of the key-interlock feature which disables all other keys while one is depressed. Although other keys may be struck, nothing will come out—and that was my problem: striking the next key too soon resulted in omitted characters.

The answer is n-key rollover. With n-key rollover, second, third, etc., keys may

be struck while the first and/or succeeding keys are still held down, yet code will go out in perfect sequence (the capability exceeds the demand).

The technique used by Horowitz W1HFA for his Compucoder (*QST*, June, 1975), two resistors and one capacitor in each keyswitch lead, was adapted for this modification, as shown in Fig. 1. Essentially, the functional difference between the original WB9WRE diode matrix and the modified one is the duration of the keyswitch input. The static, or rest, condition of data buses K0-K7 and the strobe input is high in both cases. When a key is struck, diodes in the key-switch line take selected data buses low to form the 8-bit binary code representing the character keyed. One or more of the low data buses take the strobe input

**The right design — for all the right reasons.** In setting forth design parameters for ARGOSY, Ten-Tec engineers pursued the goal of giving amateurs a rig with the right features at a price that stops the amateur radio price spiral.

The result is a unique new transmitter with selectable power levels (convertible from 10 watts to 100 watts at the flick of a switch), a rig with the right bands (80 through 10 meters including the new 30 meter band), a rig with the right operational features plus the right options, and the right price for today's economy—just \$549.

**Low power or high power,** ARGOSY has it. Now you can enjoy the sport and challenge of QRPp operating, and, when you need it, the power to stand up to the crowds in QRM and poor band conditions. Just flip a switch to move from true QRPp power with the correct bias voltages to a full 100 watt input.

**New analog readout design.** Fast, easy, reliable, and efficient. The modern new readout on the ARGOSY is a mechanical design that instantly gives you all significant figures of any frequency. Right down to five figures ( $\pm 2$  kHz). The band switch indicates the first two figures (MHz), the linear scale with lighted red bar-pointer indicates the third figure (hundreds) and the tuning knob skirt gives you the fourth and fifth figures (tens and units). Easy. And efficient—so battery operation is easily achieved.

**The right receiver features. Sensitivity** of 0.3  $\mu$ V for 10 dB S+N/N. **Selectivity:** the standard 4-pole crystal filter has 2.5 kHz bandwidth and a 2.7:1 shape factor at 6/50 dB.

Other cw and ssb filters are available as options, see below. I-f frequency is 9 MHz, i-f rejection 60 dB. **Offset tuning** is  $\pm 3$  kHz with a detent zero position in the center. **Built-in notch filter** has a better than 50 dB rejection notch, tunable from 200 Hz to 3.5 kHz. An optional noise blanker of

utes on all bands. **3-function meter** shows forward peak power on transmit, SWR, and received signal strength. **PTT** on ssb, **full break-in** on cw. **PIN diode antenna switch.** **Built-in cw sidetone** with variable pitch and volume. **ALC control** on "high" power only where needed, with LED indicator.

**Automatic** normal sideband selection plus reverse. **Normal 12-14V dc** operation plus ac operation with optional power supply.

**The right styling, the right size.** Easy-to-use controls, fast-action push buttons, all located on raised front panel sections. New meter with lighted, easy-to-read scales. Rigid steel chassis, molded front panel with matching aluminum top,

bottom and back. Stainless steel tilt-up bail. And it's only 4" high by 9½" wide by 12" deep (bail not extended) to go anywhere, fit anywhere at home, in the field, car, plane or boat.

**The right accessories—** all front-panel switchable.

Model 220 2.4 kHz 8-pole ssb filter \$55; Model 218 1.8 kHz 8 pole ssb filter \$55; Model 217 500 Hz cw filter \$55; Model 219 250

Hz cw filter \$55; Model 224 Audio cw filter \$34; Model 223 Noise blanker \$34; Model 226 internal Calibrator \$39; Model 1125 Dc circuit breaker \$15; Model 225 117/230V ac power supply \$129; Model 222 mobile mount, \$25; Model 1126 linear switching kit, \$15.

**Model 525 ARGOSY — \$549.** Make the right choice, ARGOSY—for the right reasons and low price. See your TEN-TEC dealer or write.

## Here's a Concept You Haven't Seen In Amateur Radio For A Long Time— Low Price.



## New TEN-TEC Argosy \$549

the i-f type has 50 dB blanking range. **Built-in speaker** is powered by low-distortion audio (less than 2% THD)

**The right transmitter features. Frequency coverage** from 80 through 10 meters, including the new 30 meter band, in nine 500 kHz segments (four segments for 10 meters), with approximately 40 kHz VFO overrun on each band edge. **Convertible power:** 100 or 10 watts input with 100% duty cycle for up to 20 min-

**TEN-TEC, INC.**  
SEVIERVILLE, TENNESSEE 37862

low, firing the strobe which loads the FIFO.

The work of the key-switch is now complete. In the original version, the key-switch provides a direct ground which retains the 8-bit code on the data buses and holds the strobe input low, preventing reset until the key is released. Conversely, there is no direct ground path in the modified version. The keyswitch discharges the capacitor, sending a negative-going pulse to form the 8-bit code and trigger the strobe. When the negative-going pulse is complete, the data buses and the strobe input revert to the static (high) state and are ready for the next keystroke. The depressed key is inert until released; after release, the capacitor recharges and the key may be used again (there is no discernible delay).

Foolproof key debouncing is a bonus feature of this modification. The keyswitch panels I used were removed from old computer terminals that had individual magnetic reed-switch modules mounted on rails. Some of the switches, outwardly identical to all others but used for special or dual functions, caused sporadic character iterations. I tried numerous strobe pulse widths, and even a 555 wired as a one-shot, without result. A partial cure, effective for some but not for all of the aberrant keys, was finally achieved using capacitor conditioning on the strobe-input line. These keying anomalies completely disappeared after the keyboard was modified.

With due respect to WB9WRE, it's a matter of opinion whether his—or any other—keyboard makes CW music; some would say that only a bug in the hands of an expert can do that! Music or not, this keyboard will play a better tune after this simple modification. ■




Photo A. Aluminum angle stock bolted to the sides supports aluminum top, bottom, and rear panels. The top was painted with epoxy spray enamel; clear epoxy protects the transfer lettering on the keys and controls. The digital display is for the QRQ, QRS digital speed indicator. (See article by W7BBX, 73 Magazine, June, 1980, p. 50).




Photo B. The n-key rollover components are at the top of the diode matrix. Vector T-44 Mini-wrap posts are used to support the data buses and to terminate keyswitch leads. The keyboard logic, speed meter, and regulator boards are below. All interconnections are made with single row headers.

# BAUDOT • ASCII SPLIT SCREEN • MORSE CODE • SSTV GRAPHICS BUILT-IN DEMODULATOR ADVANCED OPERATING FEATURES



**This terminal has it all  
in one compact package at one low price.**

## **THE ROBOT 800 SPECIALTY MODE TERMINAL.**

If you have been shopping around for RTTY equipment, you probably have asked yourself: "How can I get high performance, multiple-mode capabilities without spending a fortune?" Robot Research has answered this question through the use of microprocessor technology. The Model 800 is the most complete specialty mode terminal ever offered for under \$1000; yet it has features and performance capabilities which put it in the class of systems costing twice this amount or more! All that's needed to have a complete operating system is the addition of a standard TV monitor.

### **HOW DID WE DO IT?**

The most advanced RTTY systems on the market are designed for multiple applications. As a result, these systems are burdened with exotic features which are seldom used on amateur radio. These "features" add to the cost, complicate operation, and in some cases even compromise performance!

The 800 does not attempt to double as a hobby computer, or a time-

share terminal. It was designed expressly for use as a specialty mode communications terminal for amateur radio, and nothing else! By focusing our attention on this simple concept, we are able to provide a product which works better, costs less, and is easier to operate than those systems which try to do "everything" and end up doing nothing very well.

### **ONE EXAMPLE:**

The single most important factor which affects RTTY receive performance is the quality of the demodulator. In the 800, we do not allow for a wide variety of shift frequencies through the use of tuneable filters. There are only two shifts which are used in amateur RTTY, and tuneable discriminator filters are both expensive and are poor in performance. The 800 uses separate mark and space discriminator filters for each of these two shifts which are precisely tuned at our factory. Even though the center frequency for the mark filter is the same for both wide and narrow shifts, the bandwidth is

different and therefore requires separate filters. By giving careful attention to these details, we can equal or exceed the performance found only in expensive stand-alone terminal units.

### **WHAT ABOUT FEATURES?**

The Model 800 has all of the advanced operating features such as split-screen, word and line editing, message memories, autostart, SELCOM, and many others. In addition, the 800 has a complete set of operating aids such as an on-screen status line, graphic tuning indicator, and a side-tone oscillator. To get a complete picture of all of the features which the 800 offers, we suggest that you contact us for a full-color brochure, or visit one of our dealers for a demonstration.

**ROBOT RESEARCH • 7591 Convoy Court, San Diego, CA 92111 • (714) 279-9430**

**ROBOT**

**WORLD LEADERS IN SLOW SCAN TV, PHONE LINE TV, AND IMAGE PROCESSING SYSTEMS.**

# WILSON SYSTEMS TOWERS

— FACTORY DIRECT —



**FACTORY DIRECT**  
**\$1174<sup>95</sup>**

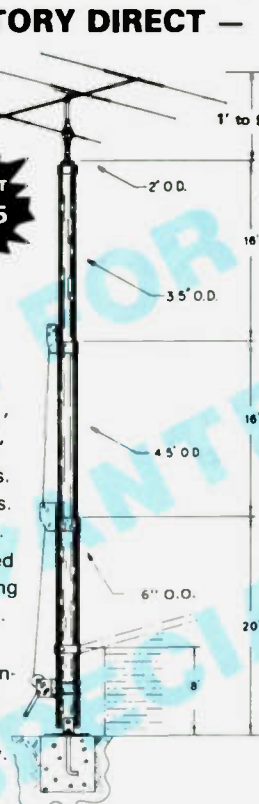
## ST-77B Features:

Max. Height: 77'  
Min. Height: 24'  
Weight: 700 lbs.  
Winch: 1500 lbs.  
Cable: 6400 lbs.  
Requires RB-77B & will be totally freestanding  
Recommended Rotor: High Gain Roto-Brake

**FACTORY DIRECT**  
**\$674<sup>95</sup>**

## MT-61B Features:


Max. Height: 61'  
Min. Height: 23'  
Weight: 450 lbs.  
Winch: 1200 lbs.  
Cable: 4200 lbs.  
No Guys required when mounting against house.  
For completely freestanding installation, use RB-61B or FB-61B below.



**FACTORY DIRECT**  
**\$409<sup>95</sup>**

## TT-45B Features:

Max Height: 45'  
Min. Height: 22'  
Weight: 250 lbs.  
Winch: 1200 lbs.  
Cable: 4200 lbs.  
No Guys required when mounting against eve of house.  
For completely freestanding installation, use RB-45B or FB-45B below.



WIND LOADING			
Tower	Height	Sq. Ft.	Square Footage Based on 50 MPH Wind
ST-77B	69	16	
	77	10	
MT-61B	53	18	
	61	12	
TT-45B	37	18	
	45	12	

BASE CHART		
TOWER	WIDTH	DEPTH
TT-45B	12" x 12"	30"
FB-45B	30" x 30"	4 1/2'
RB-45B	30" x 30"	4 1/2'
MT-61B	18" x 18"	4'
FB-61B	3' x 3'	5 1/2'
RB-61B	3' x 3'	5 1/2'
ST-77B	See Below	Bases
RB-77B	3 1/2' x 3 1/2'	6'

Wilson Systems uses a high strength carbon steel tube manufactured especially for Wilson Systems. It is 25% stronger than conventional pipe. The tubing size used is 2" & 3 1/2" .095; 4 1/2" & 6" .134. All tubing is cold dip galvanized. Top section is 2" O.D. for proper rotor and antenna mounting.

The TT-45B and MT-61B come complete with house bracket and hinged base plate for against-house mounting. For totally freestanding installation, use either of the tilt-over bases shown below.

The ST-77B cannot be mounted against the house and must be used with the rotating tilt-over base RB-77B shown below.

## TILT-OVER BASES FOR TOWERS

### FIXED BASE

The FB Series was designed to provide an economical method of moving the tower away from the house. It will support the tower in a completely free-standing vertical position, while also having the capabilities of tilting the tower over to provide an easy access to the antenna. The rotor mounts at the top of the tower in the conventional manner, and will not rotate the complete tower.

**FB-45B.. 112 lbs... \$209<sup>95</sup>**  
**FB-61B.. 169 lbs... \$299<sup>95</sup>**



### ROTATING BASE

The RB Series was designed for the Amateur who wants the added convenience of being able to work on the rotor from the ground position. This series of bases will give that ease plus rotate the complete tower and antenna system by the use of a heavy duty thrust bearing at the base of the tower mounting position, while still being able to tilt the tower over when desiring to make changes on the antenna system.

**RB-45B.. 144 lbs... \$289<sup>95</sup>**  
**RB-61B.. 229 lbs... \$379<sup>95</sup>**  
**RB-77B.. 300 lbs... \$569<sup>95</sup>**



Tilting the tower over is a one-man task with the Wilson bases. (Shown above is the RB-61B. Rotor is not included.)

**ORDER  
FACTORY DIRECT  
1-800-634-6898**


Prices Effective 9-1-81 thru 9-30-81  
Specifications Subject to Change Without Notice

**W S I WILSON  
SYSTEMS, INC.**

4286 S. Polaris Ave. Las Vegas, Nevada 89103



# WILSON SYSTEMS INC. MULTI-BAND ANTENNAS



## SYSTEM 36

**\$209<sup>95</sup>**

— IN STOCK —

**FACTORY DIRECT ONLY**

A trap loaded antenna that performs like a monobander! That's the characteristic of this six element three band beam. Through the use of wide spacing and interlacing of elements, the following is possible: three active elements on 20, three active elements on 15 and four active elements on 10 meters. No need to run separate coax feed lines for each band, as the bandswitching is automatically made via the High-Q Wilson traps. Designed to handle the maximum legal power, the traps are capped at each end to provide a weather-proof seal against rain and dust. The special High-Q traps are the strongest available in the industry today.

### SPECIFICATIONS

Band MHz	14 21 28	Boom (O D x Length)	2" x 24' 2 1/2"	Wind Loading @ 80 mph	215 lbs.
Maximum power input	Legal Limit	No. of Elements	6	Maximum wind survival	100 mph
Gain (dBd)	Up to 9 dB	Longest Element	28' 2 1/2"	Feed method	Coaxial Balun (supplied)
VSWR @ resonance	1.3:1	Turning Radius	18' 6"	Assembled weight (approx)	53 lbs.
Impedance	50 ohm	Maximum mast diameter	2"	Shipping weight (approx)	62 lbs.
F/B Ratio	20 dB or better	Surface area	8.6 sq. ft.		


**NEW!**

## ADD 40 OR 30 METERS TO YOUR TRI-BAND WITH THE NEW 33-6 MK

**\$59<sup>95</sup>**

— IN STOCK —

Now you can have the capabilities of 40-meter or 30 meter operation on the System 36 and System 33. Using the same type high quality traps, the new addition will offer 200 HKZ of bandwidth at less than 2:1 SWR. The new 33-6 MK will fit your present SY36 or SY33, and using the same single feed line.



## SYSTEM 33

**\$159<sup>95</sup>**

— IN STOCK —

Capable of handling the Legal Limit, the "SYSTEM 33" is the finest compact tri-bander available to the amateur. Designed and produced by one of the world's largest antenna manufacturers, the traditional quality of workmanship and materials excels with the "SYSTEM 33". New boom-to-element mount consists of two 1/8" thick formed aluminum plates that will provide more clamping and holding strength to prevent element misalignment. Superior clamping power is obtained with the use of a rugged 1/4" thick aluminum plate for boom to mast mounting. The use of large diameter High-Q traps in the "SYSTEM 33" makes it a high performing tri-bander and at a very economical price. A complete step-by-step illustrated instruction manual guides you to easy assembly and the lightweight antenna makes installation of the "SYSTEM 33" quick and simple.

### SPECIFICATIONS

Band MHz	14 21 28	Boom (O D x length)	2" x 14' 4"	Wind loading at 80 mph	114 lbs.
Maximum power input	Legal Limit	No. of elements	3	Assembled weight (approx)	37 lbs.
Gain (dBd)	Up to 8 dB	Longest element	27' 4"	Shipping weight (approx)	42 lbs.
VSWR @ resonance	1.3:1	Turning radius	15' 9"	Direct 52 ohm feed — no balun required	
Impedance	50 ohms	Maximum mast diameter	2" O D	Maximum wind survival	100 mph
F/B Ratio	20 dB or better	Surface area	5.7 sq. ft.		

**WILSON SYSTEMS, INC.**

4286 S. Polaris Ave. Las Vegas, Nevada 89103

Prices and specifications subject to change without notice.

**ORDER FACTORY DIRECT  
1-800-634-6898**

**\$59<sup>95</sup>**

## WV-1A

4 BAND TRAP VERTICAL (10 - 40 METERS)

No bandswitching necessary with this vertical. An excellent low cost DX antenna with an electrical quarter wavelength on each band and low angle radiation. Advanced design provides low SWR and exceptionally flat response across the full width of each band.

Featured is the Wilson large diameter High-Q traps which will maintain resonant points with varying temperatures and humidity.

Easily assembled, the WV-1A is supplied with a hot dipped galvanized base mount bracket to attach to vent pipe or to a mast driven in the ground.

Note:  
Radials are required for peak operation. (See GR-1 below)

### SPECIFICATIONS

- 19' total height
- Self supporting — no guys required
- Weight — 14 lbs.
- Input impedance: 50 Ω
- Powerhandling capability: Legal Limit
- Two High-Q traps with large diameter coils
- Low angle radiation
- Omnidirectional performance
- Taper swaged aluminum tubing
- Automatic bandswitching
- Mast bracket furnished
- SWR: 1.1:1 or less on all bands

## GR-1

**\$14<sup>95</sup>**

The GR-1 is the complete ground radial kit for the WV-1A. It consists of: 150' of 7/14 stranded aluminum wire and heavy duty egg insulators, instructions. The GR-1 will increase the efficiency of the WV-1A by providing the correct counterpoise.

# The Kenwood TR-7730 Transceiver

## —let's get small!

**T**ime was, if you had a small car and wanted to put a synthesized two-meter rig in it, you either cultivated a sadistic disregard for your passenger's knees or got yourself one of the two rigs on the market with a compact separate control head. The new Kenwood TR-7730 is part of a trend that will change all that. Measuring a mere 2" high, 5.75" wide, and 7.75" deep, it will fit in the smallest of cars without usurping precious legroom

and is even compact enough to fit in the extra radio slot located in the console of many newer cars. One might suppose that a great deal was sacrificed to cram everything into such a small package. Surprisingly, this is not the case. Without further ado, let's take a tour of what the TR-7730 has to offer.

### The Features

Starting in the upper left-hand corner of the front panel, we find the memory

channel selector and two square push-buttons—one marked "M" and the other marked "MR". The "M" button loads the frequency shown on the digital display into one of the five memories. This frequency can later be recalled by pressing the "MR" button and choosing the desired position on the rotary selector. On memories 1-4, the transmitter offset is set with the switch on the far right-hand side of the front panel. Memory 5 programs both


transmit and receive frequencies, allowing access to repeaters using non-standard splits.

Beneath the memory controls are the combination power switch and volume control and the squelch. Directly to the right of these is the main tuning knob, which steps through the band in a similar manner to the knob on the TR-9000.


Just to the right of the main tuning knob is a switch which selects either 5- or 10-kHz steps with each click of the main tuning knob, a high/low power selector, and an on/off switch for a user-installed CTCSS encoder. Directly above these are three switches associated with the scanning circuitry. Pressing the "Scan" switch starts the 7730 scanning up the band. It will stop on any signal that breaks the squelch and resume scanning when the signal drops. If you hold down the scan button continuously, the rig scans at twice the normal rate. If you wish to remain on a frequency, press the PTT switch on the mike or the "Hold" button on the front panel. Pressing the "MS" switch scans the five frequencies programmed into



*The Kenwood TR-7730.*



Top view of the Kenwood TR-7730.



Bottom view of the Kenwood TR-7730.

the memories. The scan and hold switches work in both the band- and memory-scanning modes. The up/down switches on the microphone function only in the band-scanning mode.

All displays are of the LED variety. There is a bargraph S/rf-meter similar to that on the TR-7800, although the display on the TR-7730 seems to be less prone to flickering. Above this are three LEDs. The one on the far right lights to indicate that a repeater offset has been selected, the middle when the unit is transmitting, and the left when a signal that breaks the squelch is present. To the left of this is the main frequency display.

Most of the rear panel is dedicated to a heat sink for the final amplifier. In a cluster on the left side are the antenna connector, power cable, speaker jack, and a three-prong jack for a memory backup power supply.

### Big Rig Performance

Kenwood wisely avoided compromise in the rf stages in their down-sized rig. The transmitter and receiver stages are strikingly similar to those in the TR-7800. Space was saved by shrinking the control circuitry, replacing some discrete components in the audio chain with ICs, and simplifying the final stage. Specifications are virtually identical

for the two rigs. Sensitivity is rated at better than .5  $\mu$ V for 30 dB S/N. Selectivity is spec'd at 12 kHz at 6 dB down and 25 kHz at the -60-dB point. In the high-power mode, our unit exceeded its rated 25 Watts at all frequencies between 144 and 148 MHz. Output in the low-power position is continuously adjustable, making it easy to match the rig to amplifiers requiring only 10 Watts or so of drive. As with most commercial rigs, the deviation level was set slightly high for the close-talking most hams use to improve signal to noise in a car, but was easily readjusted.

In actual use, the TR-7730 is a champ. It worked perfectly the moment it came out of the box. Both transmit and receive audio have the usual Kenwood characteristics—high fidelity with no sacrifice of intelligibility. The squelch is extremely sensitive and seems to latch up resolutely, without the mushiness encountered on many rigs. The controls are thoughtfully shaped and located—most of us should have no trouble putting the TR-7730 through its paces in a dark moving vehicle. The bar-graph S-meter, which first struck me as being a gimmick of questionable utility, turned out to be extremely useful. It's a lot easier to read at a

glance than a D'Arsonval movement.

The only thing more enjoyable than using this rig is deciding where to install it! It's so small that the possibilities are almost endless. After considerable debate, I removed the AM radio from my Dodge Colt's dashboard and cut away the plastic faceplate with a fine-toothed saw and a couple of files. I didn't know whether or not the rig would actually fit until the faceplate was completely cut away. Behind the dash I found two metal braces, offering plenty of support. The fit is so tight that I didn't have to screw the rig down. I connected the remote speaker jack to the in-dash speaker supplied with the car.

Not for the squeamish, an in-dash or console installation can nevertheless be extremely satisfying. I used to enjoy having my car look like a mobile NASA control center, with rigs hanging everywhere, but I get even more pleasure from the clean setup I now have. If you decide to try an in-dash installation, just be sure that there is plenty of air circulation available. Inadequate cooling can kill a rig.

I used the Kenwood MC-46 DTMF mike, and I must admit I have a love/hate relationship with it. On the plus side, it has all 16

tones, which is useful, and the audio quality of the condenser mike element is unquestionably superior to the mike packed with the rig. On the negative side of the ledger, the mike is small! It took me a couple of days to learn how to handle it without inadvertently pushing one of the buttons on the pad. The hang-up hook resembles those on other microphones I own, but it is slightly smaller, so it won't stay put in either of the mike holders in my car. The small size no longer bothers me, but I am still looking for something to hang the mike on when I am not using it. My advice is to check out the mike carefully before buying, and if it seems too small to cope with, pick up a Kenwood MC-45. You'll need to rewire the mike connector, but the 45 is a solid, full-sized microphone, sure to please the most ham-handed ham! The MC-46 has some nice features, though, and is probably well worth the effort required to get used to it.

Nothing is perfect, of course, and the TR-7730 is no exception. I found three relatively minor things I would like to see improved. First, the main frequency display is anything but easy to read. No doubt the location I chose for the rig

*Continued on page 196*

# HUSTLER HF MOBILES DELIVER FIXED STATION PERFORMANCE

Hustler HF antennas deliver outstanding signal reports — wherever you're mobile!

Design your own HF mobile from a full selection of top-quality; U.S.-made stainless steel ball mounts, quick disconnects, masts, springs, and resonators. You can cover any 6-to-80-meter band. Choose from medium or high power resonators with broadest bandwidth and lowest SWR for optimum performance on any band. Easy band change and garaging with Hustler's fold-over mast, too.



Ask any ham — the best HF mobiles on the road come from: Hustler — still the standard of performance.



3275 North "B" Avenue  
Kissimmee, Florida 32741

An **AMINATION** Company

GOT A BATTERY EATER??



(Radio not included)

## BEAT YOUR BATTERIES!

OPERATE your SYNTHESIZED HT CONTINUOUSLY from any 17-30v D.C. source: Auto, Truck, RV, Light Aircraft (12 or 24v system), Home D.C. Power Supply!!!

STEWART'S New "BATTERY-BEATER" provides the proper REGULATED voltage for your rig and plenty of current for CONTINUOUS FULL POWER TRANSMIT! All day travel, all evening Simplex Net with NO QRT TO RE-CHARGE! TRANSMIT EVEN WITH DEAD NiCads!!!!

- NOT a battery charger but a FULL POWER SOURCE with TWO PROTECTION CIRCUITS!
- RIGGED ALUMINUM CASE! NEW, IMPROVED MODEL FOR ICOM! SO TOUGH THE AVERAGE MAN CAN STAND ON IT!
- YOUR NiCads REMAIN IN PLACE! Simply unplug for INSTANT PORTABILITY!!
- DESIGNED by an engineer from NASA's Jet Propulsion Laboratory with components rated 50% beyond requirements!
- PRE-WIRED JACK for your radio with detailed, step-by-step installation instructions.
- TWO 5 FT. POWER CORDS - 10 FT. TOTAL REACH! VELCRO pads to mount anywhere! 1 FULL YEAR WARRANTY!!
- NO INTERFERENCE with PL's! LONGER LIFE FOR NiCads!
- The ONLY accessory power supply that can claim all these exciting features, and more!!
- NOW AVAILABLE for TEMPO S-1, P, S;
- YAESU FT-207R; ICOM IC-2AT; WILSON MK II, MK IV; SANCHEZ HT-1200! (MEMORY RIGS RETAIN MEMORY!!)
- PRICE: ALL MODELS - \$70.00 Post Paid. Ca. Res. add \$1.00 Tax, C.O.D.'s - You pay Postage and COD fees.
- PHONE: 1-213-757-7875 for C.O.D.

STEWART QUADS F.O. Box 2335 IRVINDALE, CA. 91776

## PORTA-PEATER™ INSTANT REPEATER

Command and control module makes an instant repeater from any 2 radios with absolutely no modifications to the radios. Interfaces via the external speaker and mic jacks. Perfect for a personal, emergency, or fixed repeater. Write or call for detailed data manual. We accept VISA and M/C. Request catalog.

- 4 Individual CW-IDs (1K PROM)
- VOX—COR, COR triggers
- Adj. 0-15 min. ID cycle timer
- Adj. 0-15 min. Time Out timer
- Adj. 0-30 sec. hang timer
- Adj. 20db local mic amp
- True repeater beacon, or manual modes
- 250 volt switching capability
- Complete gain/Interface controls
- Complete technical manual
- PCB size 5 1/4" x 5 1/4"
- 22 pin edgcard interface

**\$99.00**

Assembled,  
Tested,  
Burned In,  
Programmed  
(Inc. \$3. postage)

✓ 302

## W-S ENGINEERING

P.O. BOX 58  
PINE HILL, N.J. 08021  
24 HR. PHONE: 201-852-0269

# hey look here

call toll free: nights  
**(800) 231-3057**

6-10 PM CDST, M.W.F.  
days: 713-658-0268

ICOM	IC 720A/AC	.....	\$1298
	IC 730	.....	729
	IC 2AT	.....	249
	IC 22U	.....	269
	IC 25A	.....	309
Santec	HT 1200	.....	299
	ST7 440 FM	.....	299
ETO	Alpha 78	.....	2595
	76A	.....	1495
	76PA	.....	1795
Telrex	TB 5EM	.....	425
Drake	TR7/DR7	.....	1349
	R7/DR7	.....	1299
AEA	Morse CK1	.....	115.00
YEASL	FT707	.....	699
	FRG7700	.....	449
	FT101ZD	.....	
	Mark 3 Limited	.....	749

Order KWM 380 Now  
OLD PRICE

### Rockwell Accessories in Stock

Janel QSA5	.....	41.95
Bash Books	.....	9.95
Amphenol Silver Plate PL-259	.....	1.00
Antique/Rare Tubes	.....	Call
GE 572 B	.....	38
Timex 24 hour Wallclock	.....	24.95
Robot 800A	.....	749
Cubic 103	.....	1195
Bird 43 SLUGS	.....	
Portable VJ Amplifier	.....	
2 watts in 33 watts out	.....	89.95
Belden 9405 Heavy Duty	.....	
Rotor Cable 2#16, 6#18	.....	45¢/ft
Belden 8214 RG-8 Foam	.....	36¢/ft
Belden 9258 RG-8X	.....	
Mini-coax	.....	19¢/ft
Alliance HD73 Rotor	.....	109.95
Call for TS830S, TS130S, TS-530S plus accessories	.....	

MASTERCARD VISA

All prices fob Houston except where indicated. Prices subject to change without notice, all items guaranteed. Some items subject prior sale. Texas residents add 6% tax. Please add sufficient postage, balance collect.

# MADISON Electronics Supply

1508 McKinney ✓45  
Houston, Texas 77010

WE BACK EVERYTHING  
WE SELL WITH OUR  
PERSONAL GUARANTEE  
PRICES F.O.B.  
HOUSTON  
PRICES SUBJECT TO  
CHANGE WITHOUT  
NOTICE  
ITEMS SUBJECT TO  
PRIOR SALE

# MADISON Electronics Supply



NEW NIGHT LINE  
**TOLL FREE**  
1-800-231-3057  
MON, WED, FRI 6 PM-10 PM CT

**NEW**  
**KENWOOD**  
**2m FM HANDIE**



- programmable scan
- lithium memory back-up
- power output 2.5 watts or 300 mw
- "Slide Loc" battery pack
- tuneable sub-tone encoder

CALL FOR QUOTE

**DONS CORNER**

Our service men note the new rigs coming out, and they are plentiful. Seem to be almost failure proof the first leap out of the factory. The design is better. Quality-control seems to preclude the old warning "wait until a few get out" before purchasing; plus, the dealers seem to be getting better service info feedback from the factory, faster than ever.

Word of Advice: Buy from a dealer that is **AUTHORIZED** or can guarantee you local service. Don't get stuck with a unit that "must be factory repaired" unless that factory so stipulates. This month's best buy - Alpha Amps at cheaper than ever prices.

**Try our Service Department — you'll like it!** Five People: One Tech for KWM380's only; one for digital equipment; one for tube sets; one for older Collins/Drake; one for general repair - odds and ends that you don't want to do. **CALL US!** Least we can do is tell you whether to put it on the shelf or send it to us.

See you next month!

P.S. Turns out Tang (our spy in Japan) was snortin' Saki when he reported on the Kenwood TS-840. It flat doesn't exist, never has, never will. I put him on probation.

**ICOM**

**IC-720A**  
**\$1298.00**

ICOM's top of the line - 9 band HF transceiver, general coverage receiver - 0.1 MHz to 30MHz, 12 VDC operation (compatible with PS15 power supply). 2 VFO's built in.

**KWM 380**  
LIST \$3495 + filter  
Your Cost \$3095  
incl. filter

**NEW!!**  
**YAESU FT-ONE**

LIST \$2995.00

CALL FOR QUOTE

- three selectivity positions for CW (two for FSK!) using optional filters
- 73 MHz first IF
- 0.3 uV sensitivity
- full break in
- Curtis 8044 keyer available as option
- front panel keyboard
- ten VFO's
- one year factory warranty

**ICOM**

IC2 AT 269.95  
BP-5- 49.95  
BC-30- 69.95

CALL FOR QUOTE

**YAESU**

\$910.00  
CALL FOR QUOTE

**FT 101ZD**

\$369.00  
CALL FOR QUOTE

**FT 708R FT 208R**

CALL FOR DETAILS

**NEW**  
**IC3 AT**  
**220 mHz**  
Call for Specs & Quote  
\$299.00  
W/Pad  
\$269.00  
W/O Pad

CALL FOR QUOTE

**BELDEN**

RG8/u Dbl Shield	Part Number	MHz	db 100 ft	db 100 m	
9888	50	1.2	1.9		8448 27 c/ft
	100	1.8	2.9		
	200	2.8	4.5		
	300	3.3	5.0		
	400	3.8	5.5		
RG8/u Foam B1VF	50	1.2	1.9		8
	100	1.8	2.9		
	200	2.8	4.5		
	400	3.8	5.5		
RG8/u Regular 66VF	100	1.8	2.9		9405 45 c/ft
	200	2.8	4.5		
	400	3.8	5.5		
RG 213 Non-contaminating	100	1.8	2.9		8
	200	2.8	4.5		
	400	3.8	5.5		

Belden Mini RG-8 (9258)-19c/ft.

713-658-0268

\* CALL FOR QUOTES

1508 MCKINNEY  
HOUSTON, TEXAS 77010

Here's  
one reason why  
you may be missing  
some vital communications  
on your scanner.

More and more professional communications systems these days include low power portables. Your scanner simply can't hear them without help. A professional Antenna Specialists brand monitor antenna solves the problem, effectively and permanently. Mobile or base, you can finally hear it all.

12 models available, all frequencies 25-512 MHz. Illustrated: Model MONR1 mobile VHF/UHF and Model MONR31 tri-band base antennas.

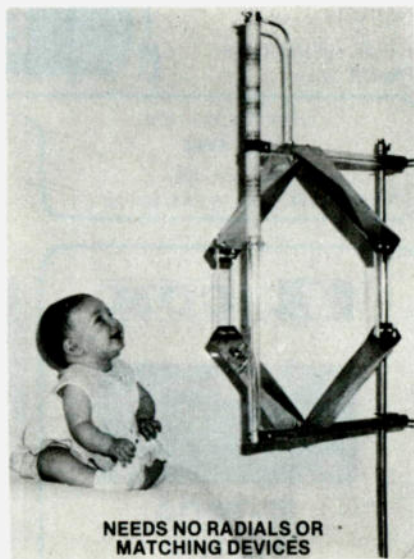
Professional monitor antennas by...

**the antenna specialists co.**  
a member of The Allen Group Inc.

**as** "Stripes of Quality"  
12435 Euclid Avenue, Cleveland, OH 44106  
International Div.: 2200 Shames Dr.  
Westbury, L.I. New York 11590  
Canada: A. C. Simmonds & Sons, Ltd.

✓ 63

**ISOTRON ANTENNAS**  
THE BEST THINGS  
come in little packages...



NEEDS NO RADIALS OR  
MATCHING DEVICES

ISOTRON 80 54 IN. HIGH    ISOTRON 40 31 IN. HIGH    ISOTRON 20 17 IN. HIGH

**BIG ON PERFORMANCE**

**SMALL ON SPACE** ✓ 10

**BILAL COMPANY** ✓ 62

(303) 687-3219

STAR ROUTE

FLORISSANT CO 80816

## END OF YEAR SPECIAL

**FIVE BAND TRAP DIPOLE** BARKER & WILLIAMSON  
MODEL 370-11



Five Amateur Bands  
(80 thru 10 Meters)  
With One Antenna

Pre-assembled • Complete with wire • Traps • End insulators • 50 ft. RG-8/U coax with PL-259 connector • Five bands 80, 40, 20, 15 and 10 meter operation with one antenna • Only two adjustments required • Only 110 feet long • Heavy duty cast aluminum and steatite center connector

Price Was ~~\$69.50~~

Now **\$43.00**

Limited Supply



Barker & Williamson Inc  
10 Canal St.  
Bristol, Pa 19007  
215-788-5581



✓ 11

✓ 461

**AZDEN**

**PHASE II  
TWIN ANTENNA**

**NEW!**



- SUPER 80-POUND, 100-MPH GRAY MAGNETIC MOUNT WITH MYLAR BASE
- 5/8 WAVE FOR PHASE II SIGNAL \* AND \*
- 1/4 WAVE FOR CLOSE-IN AND RESTRICTED HEIGHT AREAS
- INSTANT CHANGE-OVER
- SUPERIOR PERFORMANCE
- STAINLESS STEEL SPRING AND WHIP
- CHROME ON BRASS BASE - COMPARE!
- BOTH ANTENNAS ARE FREQUENCY ADJUSTABLE
- COMPLETE WITH 17 FEET OF FOAM COAX AND PL-259 CONNECTOR
- MADE IN USA

INTRODUCTORY PRICE:

**\$29.95**

COMPARE!!

TWO ANTENNAS FOR THE PRICE OF ONE!

**AMATEUR-WHOLESALE ELECTRONICS**

8817 S.W. 129th Terrace, Miami, Florida 33176  
Telephone (305) 233-3631 - Telex: 80-3356

HOURS: 9 - 5 Monday thru Friday

• U.S. DISTRIBUTOR • DEALER INQUIRIES INVITED



ORDER NOW TOLL FREE

**800-327-3102**

# New! AZDEN® PCS 3000

## BLAZING THE FRONTIER OF MICROCOMPUTER COMMUNICATIONS



**SUPERIOR  
COMMERCIAL GRADE  
2-METER FM TRANSCEIVER**

**FALL SALE**  
**\$299<sup>00</sup>**  
**FREE TOUCH-TONE®  
PAD KIT INCLUDED**

**COMPARE THESE FEATURES WITH ANY UNIT AT ANY PRICE**

- 8 MHz FREQUENCY COVERAGE, INCLUDING CAP/MARS BUILT IN: Receive and transmit 142.000 to 149.995 MHz in selectable steps of 5 or 10 kHz. **COMPARE!**
- SIZE: Unbelievable! Only 6 3/4" by 2 3/4" by 9 3/4". **COMPARE!**
- MICROCOMPUTER CONTROL: All frequency control is carried out by a microcomputer.
- MUSICAL TONE ACCOMPANIES KEYBOARD ENTRIES: When a key is pressed, a brief musical tone indicates positive entry into the microcomputer. **COMPARE!**
- PUSHBUTTON FREQUENCY CONTROL FROM MICROPHONE OR PANEL: Frequency is selected by buttons on the front panel or microphone.
- 8 CHANNEL MEMORY: Each memory channel is reprogrammable and stores the frequency and offset. Memory is backed up by a NICAD battery when power is removed.
- INSTANT MEMORY 1 RECALL: By pressing a button on the microphone or front panel, memory channel 1 may be accessed immediately.
- MEMORY SCAN: Memory channels may be continuously scanned for quick location of a busy or vacant frequency.
- PROGRAMMABLE BAND SCAN: Any section of the band may be scanned in steps of 5 or 10 kHz. Scan limits are easily reprogrammed.
- DISCRIMINATOR SCAN CONTROL (AZDEN EXCLUSIVE PATENT): The scanner stops by sensing the channel center, so the unit always lands on the correct frequency. **COMPARE!** this with other units that claim to scan in 5-kHz steps!
- THREE SCAN MODES WITH AUTO RESUME: "Sampling" mode pauses at busy channels, then resumes. "Busy mode stops at a busy channel, then resumes shortly after frequency clears. "Vacant" mode stops at a vacant channel and resumes when signal appears. If desired, auto resume may be prevented by pressing one button. **COMPARE!**
- REMOTABLE HEAD: The control head may be located as much as 15 feet away from the main unit using the optional connecting cable. **COMPARE!**

- PL TONE OSCILLATOR BUILT IN: Frequency is adjustable to access PL repeaters.
- MICROPHONE VOLUME/FREQ. CONTROL: Both functions may be adjusted from either the microphone or front panel.
- NON-STANDARD OFFSETS: Three accessory offsets can be obtained for CAP/MARS or unusual repeater splits. CAP and Air Force MARS splits are BUILT IN! **COMPARE!**
- 25 WATTS OUTPUT: Also 5 watts low power to conserve batteries in portable use.
- GREEN FREQUENCY DISPLAY: Frequency numerals are green LEDs for superior visibility.
- RECEIVER OFFSET: A channel lock switch allows monitoring of the repeater input frequency. **COMPARE!**
- SUPERIOR RECEIVER: Sensitivity is better than 0.28 uV for 20-dB quieting and 0.19 uV for 12-dB SINAD. The squelch sensitivity is superb, requiring less than 0.1 uV to open. The receiver audio circuits are designed for maximum intelligibility and fidelity. **COMPARE!**
- ILLUMINATED KEYBOARD: Keyboard backlighting allows it to be seen at night.
- TRUE FM, NOT PHASE MODULATION: Transmitted audio quality is optimized by the same high standard of design and construction as is found in the receiver. The microphone amplifier and compression circuits offer intelligibility second to none.
- OTHER FEATURES: Dynamic microphone, built-in speaker, mobile mounting bracket, external remote speaker jack (head and radio) and much, much more. All cords, plugs, fuses, microphone hanger etc. included. Weight: 6 lbs.
- ACCESSORIES: CS-ECK 15-foot remote cable . . . \$39.95 CS-6R 6-amp ac power supply . . . \$59.95. CS-AS remote speaker . . . \$18.00. CS-TTK touch-tone® microphone kit (wired and tested) . . . \$45.00

**AMATEUR-WHOLESALE ELECTRONICS** ORDER NOW TOLL FREE

8817 S.W. 129th Terrace, Miami, Florida 33176  
Telephone (305) 233-3631 • Telex: 80-3356  
HOURS: 9 - 5 Monday thru Friday



**800-327-3102**

• U.S. DISTRIBUTOR • DEALER INQUIRIES INVITED

CREDIT CARD HOLDERS MAY USE OUR TOLL FREE ORDERING NUMBER.

# Joe Ham: The Consumer

## — do you fit the mold?

In spinning the dial across the various amateur bands, it is not unusual to find a QSO concerning radio equipment. A typical QSO might be as follows:

" I am running a Satellite TS6 with a Pacific Kilowatt 2 linear amplifier. My antenna consists of stacked verticals, 33 elements, up

about 100 feet. I also have a Demosthenes speech processor . . ."

It appears that there is much interest in the types of radios and accessories being used as well as the reason for purchasing specific radio products. Although there have been many formal studies concerning consumer behavior,

the radio amateur as a consumer has been neglected.

The purpose of this article is to present some exploratory research findings on the influence of consumer behavior on the buying habits of radio amateurs.

### Methodology

The data in this study were gathered from questionnaires sent to 300 radio amateurs in each of the ten United States call areas. The amateurs were selected by random sample from the 1980 *Radio Amateur Callbook*. The sample included amateurs from each of the

fifty states, divided into three license class classifications — General, Advanced, and Extra. Two amateurs were taken from each class for each state. The study was primarily limited to HF SSB radio equipment.

### The HF SSB Radio

An important part of the study dealt with the types of HF SSB radios owned by the radio amateur, age of radio, where purchased, and purchasing influences. The following is a list of HF SSB radios, including manufacturer and model number, that were most fre-

Purchased	Number of Amateurs (%)
1 year (or less)	23
2 years	20
3 years	14
4 years	10
5 years (or more)	33
<b>Total</b>	<b>100</b>

Table 1. HF SSB radios — when purchased.

Source of Purchase	Number of Amateurs (%)
Local Franchised Dealer	52
Mail-order	32
Another amateur	10
Other (includes factory, swap meet, hamfest)	6
<b>Total</b>	<b>100</b>

Table 2. Where radios were purchased.

Reasons for Purchase	Number of Amateurs (%)
Reputation of dealer (including service)	40
Price	44
Store personnel	10
Other (includes availability, location of dealer, etc.)	6
<b>Total</b>	<b>100</b>

Table 3. Reasons for purchasing radio from dealer, etc.






## Stuck with a problem?

Our TE-12P Encoder might be just the solution to pull you out of a sticky situation. Need a different CTCSS tone for each channel in a multi-channel Public Safety System? How about customer access to multiple repeater sites on the same channel? Or use it to generate any of the twelve tones for EMS use. Also, it can be used to access Amateur repeaters or just as a piece of versatile test equipment. Any of the CTCSS tones may be accessed with the TE-12PA, any of the audible frequencies with the TE-12PB. Just set a dip switch, no test equipment is required. As usual, we're a stickler for 1day delivery with a full 1 year warranty.

- Output level flat to within 1.5db over entire range selected.
- Immune to RF.
- Powered by 6-30vdc, unregulated at 8 ma.
- Low impedance, low distortion, adjustable sinewave output, 5v peak-to-peak.
- Instant start-up.



### TE-12PA

67.0 XZ	85.4 YA	103.5 1A	127.3 3A	156.7 5A	192.8 7A
71.9 XA	88.5 YB	107.2 1B	131.8 3B	162.2 5B	203.5 M1
74.4 WA	91.5 ZZ	110.9 2Z	136.5 4Z	167.9 6Z	
77.0 XB	94.8 ZA	114.8 2A	141.3 4A	173.8 6A	
79.7 SP	97.4 ZB	118.8 2B	146.2 4B	179.9 6B	
82.5 YZ	100.0 1Z	123.0 3Z	151.4 5Z	186.2 7Z	

- Frequency accuracy,  $\pm 1$  Hz maximum  $-40^{\circ}\text{C}$  to  $+85^{\circ}\text{C}$
- Frequencies to 250 Hz available on special order.
- Continuous tone

### TE-12PB

TEST-TONES:	TOUCH-TONES:	BURST TONES:
600	697 1209	1600 1850 2150 2400
1000	770 1336	1650 1900 2200 2450
1500	852 1477	1700 1950 2250 2500
2175	941 1633	1750 2000 2300 2550
2805		1800 2100 2350

- Frequency accuracy,  $\pm 1$  Hz maximum  $-40^{\circ}\text{C}$  to  $+85^{\circ}\text{C}$
- Tone length approximately 300 ms. May be lengthened, shortened or eliminated by changing value of resistor

**\$89.95**

✓ 443

**COMMUNICATIONS SPECIALISTS**

426 West Taft Avenue, Orange, California 92667  
(800) 854-0547/California: (714) 998-3021



Reasons for Purchase	Number of Amateurs (%)
Reputation of Manufacturer (including quality)	45
Features of the radio	40
Convenience in operation	12
Other (includes American-made, prestige, size, performance)	3
<b>Total</b>	<b>100</b>

Table 4. Reasons for purchasing a particular brand of radio.

Purchasing influences	Number of Amateurs (%)
Advertisements	42
Friend (Amateur)	31
QSO	15
Store display	10
Other (includes store salesman, family, used in contest)	2
<b>Total</b>	<b>100</b>

Table 5. Other purchasing influences.

quently mentioned in the survey\*: Collins KWM2; Drake TR4C, TRF; Heathkit HW-101; Icom 701; Kenwood 120S, 520S, 820S; Swan Astro 150, 102BX; Ten-Tec Triton IV, Omni A,D; Yaesu FT-101, 101E.

It is interesting to note that only 25% of the amateurs surveyed had solid-state radios. The reason for this is probably because of the age of the sets. Table 1 indicates that although 33% of the amateurs have had their sets for 5 years or more, 23% have purchased new radios within the past year.

### Why A Specific Radio Was Purchased

The buying environment is an important part of consumer behavior. Not only *where* a purchase was made, but *why* it was made are basic factors to consider.

As shown in Table 2, most of the amateurs bought their radios from either a local franchised dealer or by mail-order. The reasons for this are illustrated by Table 3. It can be observed that the reputation of the dealer, including service, and price are considered to be the prime reasons for buying a set from a particular place.

As discussed previously, the reasons *why* an amateur purchases a particular radio are important factors to consider in consumer be-

\*It is not the purpose of this article to rate any one manufacturer's product over another. Also, not all sets mentioned in the study are listed; only those radios that were most frequently mentioned are given here.

Types of Antennas	Number of Amateurs (%)	Reasons for Purchase
Triband yagi beam (3 elements or more)	48	Efficiency and gain.
Dipole	22	Work all bands.
Vertical	10	Best value for money.
Quad	10	Low noise.
Monoband yagi	7	Fits limited space.
Minibeam	2	Low profile.
Longwire	1	Good construction.
<b>Total</b>	<b>100</b>	Better DX.

Table 6. Antenna systems and reasons for purchase.

havior. Table 4 indicates that the reputation of the manufacturer, quality, and features of the radio are important elements considered by the amateur when purchasing an HF SSB radio.

Additional factors that influence an amateur's buying habits are illustrated in Table 5. It is interesting to note that 42% of those surveyed felt that advertising played an important part in influencing their final purchasing decision. Additional purchasing influences include friends (31%), QSOs (15%), and store display (10%).

### Antennas

There are probably more on-the-air discussions concerning antenna systems than any other piece of amateur equipment. The purchase of an antenna, therefore, is an important factor to consider in relation to amateur buying habits. According to Table 6, the triband yagi beam appears to be the antenna most purchased by radio amateurs. 48% of the amateurs surveyed used this type of antenna. Table 6 also indicates the reasons *why* a spe-

cific antenna is being used.

### Radio Accessories

An important part of amateur purchases includes radio accessories. The most popular accessories being used by the amateur are linear amplifiers, speech processors, audio filters, tuners, and keyers. Other accessories include monitor scopes, frequency counters, phone patches, and computers.

### Occupations

Occupation is a basic index of social behavior. The

results of the study show that people from all walks of life are presently enjoying the hobby of amateur radio. The occupations of radio amateurs as given in the survey include those shown in Table 7.

### Conclusion

As previously discussed, this survey should be considered merely as exploratory in nature. The study was limited by the size of the sample obtained. This, however, is only a beginning in looking at the radio amateur as a consumer. ■

Journalist-Poet	Veterinarian
Architect	US Army (Captain)
Salesman	Astronomer
Computer Programmer	Auto Mechanic
Asst. V.P. Operations (Railroad)	Photographer
Engineer	US Air Force
Lawyer	Housewife
Real Estate Broker	Plant Manager
Florist	Telephone Installer
Electronics	TV Broadcast Engineer
Post Office Department	Marketing Product Manager
US Navy	US Coast Guard
City Government (Administrator)	Musician
Business Executive	University Professor
Teacher (1st Grade)	Glass Blower
Accountant	College Baseball Coach
Dentist	Clergyman
Retail Bicycle Store Manager	Farmer
Social Worker	Retired
Research (Medical)	

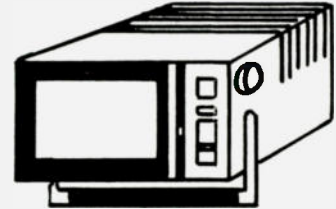
Table 7. Occupations of hams.

## Radio Activity

HAS CENTURION, NYE, CALLBOOK, DAIWA, AZDEN, AND....

PANASONIC CT-5511 COLOR TV AND MONITOR. HAS VIDEO IN AND OUTPUT, IDEAL FOR VTR ATV AND MICROCOMPUTER. AUDIO IN AND OUTPUT LETS YOUR PICTURE SPEAK. REMOVABLE ANTENNAS AND CABLE ADAPTOR. 120 VAC OR 12 VDC, DRAWS ONLY 15 WATTS FROM BATTERY. CONTINUOUS TUNING WITH COLOR PILOT AFC. 5" SHARP FLAT-FACE PICTURE TUBE, 3" SPEAKER AND EARPHONE JACK. \$420.00 PPD

# Panasonic.



**Panasonic  
EAH-T40**

PANASONIC EAH-T40 LIGHTWEIGHT HIGH VELOCITY DESIGN HEADPHONE SYSTEM. \$25.00 PPD

PANASONIC EAH-S3 ULTRA LIGHT (1.2 OZ) HIGH QUALITY HEADPHONE SYSTEM. \$25.00 PPD

PANASONIC JE-8336U WORLD TIME CLOCK/CALCULATOR. LOCAL AND UTC TIME, DAY AND DATE PLUS TIME IN 20 DX ZONES. FOUR 24 HOUR ALARMS TO KEEP YOU ON SCHEDULE. STOPWATCH FUNCTION WITH LAP AND COUNTDOWN TIMING. 8 DIGIT LCD CALCULATOR HAS PERCENT, SIGN CHANGE, AND MEMORY FOR FIGURING CONTEST SCORES. \$59.00 PPD




TERMS:

NO CREDIT CARDS.

ALL ITEMS SHIPPED PREPAID UPS. Add \$3.00 HANDLING CHARGE ON ORDERS LESS THAN \$50.00. WE ACCEPT SAVE SYSTEM OR SAVINGS PLUS NUMBERS.

RADIO ACTIVITY, 531 WEST COLLINS DRIVE, CASPER, WYOMING 82601. (307) 237 - 5248 LARRY AND WILLY DEAN WB7UJY.


✓315



# Wilson Microwave Systems



Wilson Microwave Systems uses the latest state of the art method of manufacturing the parabolic designed antenna. Resistance to distortion and instability is increased with the addition of a full screen mesh sealed within the 1/4" thick fiberglass.

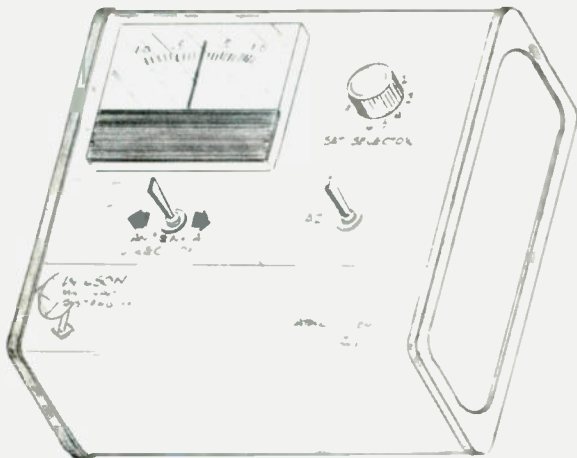



Wilson's unique "Vari-Mount" provides the easiest installation and mounting method available today. The 4pc construction of the dish provides easier handling, less installation time, and greatly reduced shipping costs.

With the exclusive 4 point Williams' mount, you are assured a quicker installation and that the antenna will be more securely fastened to the Vari-Mount. The antenna struts aid in stabilizing the fiberglass for operational reception in winds of up to 50 - 60 MPH.

A ball bearing race allows easy turning of the antenna in changing to the different satellites. A scale is included on the base to assist in their location.

For those areas that require a larger dish than the 3.35 meter, Wilson offers an addition that will increase the size to 4.0 meter. It is easily bolted to the outer edge and maintains the strength, while increasing the performance.



The optional remote control feature allows you to control movement of the azimuth and elevation positions of the antenna from the comfort of your easy chair – without having to go outside. This feature may be added later.

Wilson can now supply you with a complete system for turnkey operation that includes everything that is required for installation. The package includes the fiberglass 11' antenna featured above, receiver, 120° LNA, modulator, and all cables required. Many options are available.

## **DISTRIBUTOR & DEALERSHIPS AVAILABLE WILSON MICROWAVE SYSTEMS, INC.**

4286 South Polaris Avenue - Las Vegas, Nevada 89103

A NAME KNOWN TO THE COMMUNICATIONS INDUSTRY FOR OVER 12 YEARS

FOR INFORMATION Call (800) 634-6898 or (702) 739-7401

## Alaska Microwave Labs

4335 EAST FIFTH STREET ANCHORAGE  
ALASKA 99504 (9C7) 338-0340 DEPT 73

<p>1/2 Watt CW Receivers \$129 1/4 Watt CW Receivers \$69</p> <p><b>TRANSISTORS</b></p> <p>MPR 901 40.5Ghz \$3.00 MPR 911 50.5Ghz \$4.00 MPR 930 50.5Ghz \$3.00 MPR 94 50.5Ghz \$3.50 NEC 0737 45.5Ghz \$3.75 NEC 0735 45.5Ghz \$5.00 NEC 64975 25Ghz \$14.00</p> <p><b>IC'S</b></p> <p>MWA-110 \$8.25 MWA-120 \$8.70 MWA-130 \$9.20 MWA-520 \$10.00 NEC MC 3171 \$13.30 NE 3641 FB \$7.45 NE 3642 FB \$1.75 MC 195B (in 100's) 2.10</p> <p><b>FERRITE ISOLATORS</b></p> <p>3.7 to 4.2 GHz \$12.50 4.2 to 4.7 GHz \$15.00 4.7 to 5.2 GHz \$17.50 5.2 to 5.7 GHz \$20.00</p> <p><b>RF CABLE</b></p> <p>1/4" Semi Rigid 1/8" Semi Rigid 1/4" Coaxial 1/8" Coaxial</p> <p><b>HOT CARRIER DIODES</b></p> <p>MPR 101 \$4.50 MD 431 \$7.00 MD 432 \$2.00</p> <p><b>PYRON TRIMMERS</b></p> <p>TRIM (204-104) \$7.50 3-16 / 3-8 / 1-8</p>	<p><b>GAS PETS</b></p> <p>MGF 1100 \$19.00 MGF 112 \$14.00 MGF 1200 \$14.00</p> <p><b>CAPACITORS</b></p> <p>500pf 50V \$30 1000pf 50V \$35 220pf 50V \$35 1000pf 25V \$25</p> <p><b>COAX CONNECTORS</b></p> <p>SMC CUMMINS \$1.95 SMC PLUG \$1.95 SMA CUMMINS \$2.00 SMA PLUG \$2.00 SMA FLUX \$2.75 SMA PLUG \$2.75 TYP N PLUG \$3.75 TYP N \$2.25</p> <p><b>DUAL GATE MOSFET</b></p> <p>RC4 10675 \$4.00</p> <p><b>SILVER PLATING</b></p> <p>SEE VHS TAPE CONTACT: R. L. DRAKE 12100 W. WALKER AVE SHEEP CREEK, UT 84065</p> <p><b>MIXERS</b></p> <p>3.7-4.2 GHz \$100 4.2-4.7 GHz \$100 4.7-5.2 GHz \$100 5.2-5.7 GHz \$100</p> <p><b>VTO'S</b></p> <p>V72 T1 \$98.00 V72 T2 \$98.00</p>
---	---

OPEN AT 9PM EST CLOSED 8PM PST  
ORDERS ARE POSTAGE PAID  
COD-VISA-MASTERCHARGE  
IF YOU DO NOT SEE  
WHAT YOU WANT ASK

# Star View Systems

H&R COMMUNICATIONS, INC.  
Route 3, Box 103G - Pocahontas, Arkansas 72455

## Introduces the MODEL 12K SYSTEM ...

A complete satellite receiving system that you can assemble yourself as a week-end project.

Why spend \$7,000 to \$10,000. Why pay someone else to install it. Do it yourself in a week-end and save.

**ONLY \$2,400.00**

UPS  
SHIPPABLE

**50  
Channels**



### KIT CONTAINS

- 12' Antenna
- AZ/EL Mount
- 24 Channel Receiver
- 120° LNA
- Feed Horn


- All Miscellaneous Cable and Connectors Needed
- Everything You Need
- No Special Tools Needed
- Complete Antenna Weight Only 125 Pounds

See Your Local Star View Dealer or Call  
**800-643-0102 or 501-647-2291**

Dealer Inquiries Invited

✓ 86

# ESR24 Earth Station Receiver



## Full-performance Satellite TV Receiver

- All 24 Satellite Channels • Attractive Styling • Digital Display • Up/Down Channel Button Control
- Fixed and Variable Audio Tuning for all Subcarriers • Normal/Inverted Video Switching
- Signal and Tuning Meters • Single and Double Down Conversion Models • AFC for drift-free operation
- Remote Control and Remote Metering Options • Suggested List as low as \$995.00

Write for brochure or see your dealer.

**R. L. DRAKE COMPANY**



540 Richard St., Miamisburg, Ohio 45342, USA  
Phone: (513) 866-2421 • Telex: 288-017

FEATURES AND PRICES SUBJECT TO CHANGE WITHOUT NOTICE OR OBLIGATION.

# Bob Cooper: Profile of a Pioneer

**Editor's Note:** In just three decades, television has won the hearts and minds of American society. *Newsweek Magazine* reports that the "average family member spends more than seven hours a day tethered to the tube." Innovations like community antennas, cable TV, and now reception directly from the satellites have nurtured our passion for video. Perhaps you prefer an evening of rag-chewing on 75 meters or chasing DX on the low end of 20 to watching the one-eyed monster—even so, you can't deny the impact that television has had on everyone's lives.

Tim Daniel N8RK  
73 Magazine Staff

Six meters is open. My little portable SSB rig is hooked to a jury-rigged VHF TV antenna and I'm copying stations as far away as Florida. As I tune across the band, I find a pileup that rivals anything you hear on 20 meters. Eventually the furor dies down and I hear a weak but copyable signal:

"This is VP5D; the name is Bob and my location is Providenciales, one of the Turks and Caicos Islands."

The voice goes on to say that this is not a DXpedition, but rather a permanent station, so if you don't work it today, there will always be another chance.

VP5D is Bob Cooper, also known as W5KHT. When Bob is not handing out reports on six or ten meters,

he is likely to be pursuing another form of electronic magic. Bob, you see, dreams about making high-quality, universally-available television a reality.

Cooper is the father of home satellite television. In just five short years, Bob ushered home reception of satellite TV from being a five-figure investment to the point where you can assemble a complete system for about \$2000. Along the way, he wrote dozens of articles, including one for 73, he had a column in *QST*, and he received coverage in publications like *Mother Earth News* and *TV Guide*. Cooper's fame extends beyond the written word; he has appeared on Japanese TV news and more familiar programs like "PM Magazine."

To trace Bob Cooper's attachment to video, we have

to go back to the infancy of commercial television. The Cooper family lived just far enough away from the nearest station to make reception a difficult task. As a youth, Coop combined his ham-radio-based knowledge of electronics with an enthusiasm for the growing world of TV. After all, building beams and preamps for VHF TV was not too different than home-brewing gear for six meters.

Bob's college training in broadcast journalism eventually led him to the cable TV industry where he was involved with the publication of trade magazines. When the satellite TV era began, Bob was already the veteran of the original TV explosion and the development of cable TV.

Coop's first exposure to satellite TV came at a cable TV trade show in 1975. Soon after, he began to work putting together a system of his own. By scrounging in the true ham radio fashion, he was able to build one of the first home satellite TV receiving systems for far less than the \$25,000 asking price.

Along the way, Bob met other pioneers like Stanford University professor Tay Howard W6HD and Bob Coleman K4AWB who were working towards the same goal. Since new equipment was so expensive, these trailblazers relied on surplus

units or, failing that, they home-brewed. There were no plans to follow, no kits to buy—only imagination and patience.


What Bob and a handful of other experimenters were accomplishing was of only passing interest to the professionals in the satellite TV field. The industry was content to keep satellite TV veiled in mystery and expense. Cooper, realizing the potential for the mass appeal of home satellite television receive only (TVRO), decided to go public. He did it in a big way. The *TV Guide* article in October, 1978, and subsequent coverage on the CBS Evening News alerted millions of people about the new technology.

Overnight, Coop was besieged with thousands of inquiries. He had created a demand which he is still striving to meet three years later. In those early days, there was no gear aimed at the home market. Before long, garage industries, often started by hams, sprang up. It was (and still is) a seller's market and anyone with a background in electronics had a tremendous advantage.

A digest for satellite TV enthusiasts, publishing manuals, and sponsoring seminars turned into a full-time endeavor and Bob made the plunge, committing all his talents to the



Bob VP5D.



Bob utilizes his extensive knowledge of the broadcast and cable TV industries to make high-quality TV a reality, despite the remote location. To Bob's left is a vertical interval switching unit which allows him to change signal sources rapidly, without any glitching. The monitor displays a computer-generated time, weather, and community information report. This is just one of the several ways that West Indies Video offers a local flavor to its programming.

young industry.

The early days were not all milk and honey. The first Satellite Private Terminal Seminar (SPTS) in Oklahoma City was almost cancelled. A last-minute court hearing decided that the freedom to share information superceded a cable TV supplier's desire to keep the subject a mystery. (The legal questions that surround the satellite TV explosion are just beginning to see a thorough airing.)

Cooper was in on the growth of the industry from the start. *Coop's Satellite Digest* has become the favorite source for update information about the technology and the satellites themselves. How-to manuals, priced from \$30.00, sell briskly. The thrice annual SPTS events are attracting over a thousand participants who gladly pay the \$150 admission price. Coop had started the wave rolling back in 1978 and he managed to climb on top for a very successful ride. He let others manufacture the equipment, sell the dishes, and install them. His bag is information, something that a young industry can't live without.

### New Beginnings

In 1980, the stage shifted from Oklahoma to a small, unknown island in the Caribbean. Just as the home satellite TV industry began to gain momentum, Coop pulled up stakes and moved his family to Providenciales, part of the tiny nation of Turks and Caicos. Besides donning a new call-sign, VP5D, Cooper was on the brink of yet another video revolution.

The Coopers fell in love with the serene, isolated beauty of the Turks and Caicos on a vacation visit. It became harder and harder to return home on subsequent visits, so Bob and his wife Susan began thinking about making the island their new home. The prospering monthly magazine, manuals, and seminars gave the Cooper family the independence to choose a life in a home alongside a deserted beach, far from the hustle-and-bustle black-topped world that most of us know. Bob was more than willing to escape the day-to-day hassles of being an industry leader so that he could concentrate on writing and video work.

The turning point came



The thrice-annual Satellite Private Terminal Seminars (SPTS) are sponsored by Bob Cooper. They offer an outstanding way for both hobbyists and dealers to find out the latest information about this dynamic industry. Approximately 1000 persons gathered at the August, 1981, seminar in Omaha. They had the opportunity to listen to such experts as Steve Gibson, who has combined the technology of computers and satellite TV for some very exciting results.

when Coop presented the plans for his new home to the island officials. Their curiosity about the satellite dish (doesn't everyone have a dish in the backyard?) led to a proposal that Bob share his signals with the rest of Providenciales. Cooper, who was familiar with the long, involved TV broadcasting license procedures in the US, was easily convinced. There were no existing rules for television broadcasting in Turks and Caicos. Being the first to attempt such a project meant that Bob would be able to write the book as he went.

The first priority, after moving to "Provo," was getting West Indies Video off

the ground. A 16-foot dish was erected to catch program material relayed through SATCOM F1. The satellite downlink receiver provides a baseband video signal that modulates an "STL" (studio-to-transmitter link), in this case, a low-power transmitter on channel 7. The STL signal is aimed at a pair of yagis located on Provo's highest point, Blue Hill. From this "mountaintop" location, the signal is translated to be broadcast on channel 4 with 8.5 Watts of output power.

From the project's beginning there was a dual challenge. Establishing a reliable, high-quality TV ser-

vice is a major task by itself. Compounding those headaches are the drawbacks that accompany life on a remote island. Just about everything you and I take for granted has to be shipped in, involving a lot of expense and time. Commercial air service is spotty, barge traffic infrequent, and mail delivery takes three weeks, if you're lucky.

Many families have had the misfortune to move into a half-finished home, but how many have faced the challenge of setting up house in a TV station while the workmen are still hammering and sawing? The construction of a real home took a back seat to finishing the station. The control room doubled as an office, while the sound stage served as a bedroom for the two Cooper children.

The system on Provo evolved in stages. At first, the remote transmitter was powered by automobile batteries that required weekly recharging. Later, a solar-cell array took over, reducing the visits to once a month.

Until programmable switching equipment is installed, someone must be present in the control room every time a change in the program source is made. When Bob is gone, this task falls on his twelve-year-old son, Kevin VP5DX.

Except for the fact that only one channel is available, Turks and Caicos viewers are watching television like the premium cable channels available in the US.

Unlike most American television, West Indies Video has no advertising. During early stages of operation, the company is giving away the service. Because of the large expense of setting up the station and the poor advertising potential, Coop is planning to scramble the signal and charge a monthly fee for a decoder.

With 750 subscribers spread over seven islands, West Indies Video has chosen to use an addressable scrambler. After payment is received, the decoder will be activated for another month by a burst of digital transmissions. No money, no TV.

The islands' version of the Nielsen ratings is the phone calls that Bob and his family receive from dissatisfied viewers. Anyone wanting to invoke the wrath of an entire nation can do so by stopping broadcast of wrestling and boxing on Friday and Saturday nights. The most frequently heard complaint is that programs are not available 24 hours a day. It seems as though TV has taken the people of Turks and Caicos from being bored and isolated

to being entertained and informed.

The low-power television (LPTV) concept which Cooper has proven in Turks and Caicos shows great promise for revolutionizing

TV in the United States. The FCC is now allowing communities to enjoy specialized (educational, regional, religious, commercial) programming broadcast by 10- to 100-Watt UHF and

August 14, 1981

Dear Satellite Enthusiast,

We all have different dreams and aspirations. For the Cooper family, it had long been our hope that we would one day be able to move, permanently, to some quiet, out-of-the-way Caribbean island where our children could be raised to be self-sufficient, productive young people and where we could, as a family unit, make real and useful contributions to the development of "our island."

Very few people have ever heard of the Turks and Caicos Islands. A country with around 7,000 total population is not often in the headlines. Many maps do not show us to be here; the popular Caribbean tourist guidebooks seldom notice that we exist. Those that do mention us often make the incorrect assumption that the Turks and Caicos are an extension of and a part of the southeastern Bahamas.

Getting here is very difficult. Mail service is extremely poor; telephone service is only slightly better. But within 30 days of our arrival here, the Turks and Caicos had live (satellite-delivered) television. There was no national sport prior to our arrival; now, due totally to satellite television, professional wrestling is the national spectator sport. Nobody here had ever seen or heard world leaders before; they had never seen a baseball game, a play, or a movie. They had no idea what Sesame Street was, or where it was. They had never heard of James Bond or Barbara Walters. They were as far removed from the 20th century as a people could be.

We take the responsibility of providing high-quality television to our country very seriously. We spend as much or more time making careful program selections as we do working out the intricate technical parameters of building a high-quality electronic service.

Satellite television can, in varying forms and shades, do much the same thing for areas closer to you than the Turks and Caicos, as it has done for our country. The satellite service has changed the complexion of the world in just a few short years. In the next five years, we will see such dramatic improvements and expansion of service that our efforts today will seem very primitive by reflection.

This is *the growth field* of the 80s and beyond. This is where the most exciting opportunities of your lifetime are to be found. The opportunities in this young field are totally unlimited. You can do anything you want to do, if you carefully learn the basics, carefully plan each step, and carefully select where and how you will do it.

Welcome to the 21st century. And if you are ever down our way, stop in and say hello to us on the shores of Grace Bay! We are the third satellite antenna on the left.

Bob Cooper

Reprinted with permission. Copyright 1981, Satellite Television Technology International, Inc.



This is the site of the Cooper family's dream come true. Soon after this photo was taken, work began on a second building that will separate their home from the studio.





It takes a big dish to pull in studio-quality signals in the Turks and Caicos Islands. Bob, on the left, is with W2NSD/1 and WAIKPS.

VHF stations. Satellites will be the popular, low-cost way to distribute the video and audio to the local LPTV stations. Owning and operating these stations will not require the investment that accompanies one of the full service stations.

Ham radio operators have a long history of pioneering and popularizing new methods of communi-

cation. Concepts like single sideband, and now satellite television, have been transformed from expensive and complex mediums into something that is easily understood and affordable.

For individuals like Bob Cooper, radio is accompanied by "magic," whether the challenge is receiving a 4.0-GHz satellite signal or a pileup on six meters. ■



## WE'VE GOT THE SCANNER FREQUENCY INFO YOU WANT!

Join SCAN, and join the ever increasing number of scanner enthusiasts who are getting all the frequency information they need to really use their scanners! You get an F.C.C. quick reference frequency allocations chart, plus SCANNING TODAY magazine, a forum for scanning news and technical articles with regular frequency updates from all across the United States. Also, FREE classified ads allow members to exchange frequency info, 10-codes, as well as sell and exchange equipment with over 30,000 members nationwide.

Your membership kit includes an I.D. card, certificate, vehicle decal, and much more. Join today and get free "Scanners Hear It First" bumper sticker! Send check or money order for \$10.00 to:



Scanner Association of North America  
Suite 1212 ST, 111 E. Wacker Drive, Chicago, IL 60601.

# "ELEGANT"

## DESIGNED FOR THE PARTICULAR HAM.

### CLUTTERFREE CONSOLES








## PRICES START AT \$203.35

### SEND FOR FREE BROCHURE

**CLUTTERFREE MODULAR CONSOLES**

P.O. BOX 5103 TACOMA, WA. 98405 (206) 759 1811

✓89

# DXPEDITIONS INTERNATIONAL

"Making DXpeditions A Reality"

999 Wildwood Road Waycross, Georgia 31501

**FULL MEMBERS** - Receive 52 issues of the weekly DXpedition Newsletter while making a significant contribution to the DXpedition Fund. (\$38.00 U.S.)

- Full Membership - \$38.00 U.S.  
 Limited Membership - \$28.00 U.S.  
 Friend - Contribution of \$ \_\_\_\_\_

**LIMITED MEMBERS** - Receive 52 issues of the DXpedition Newsletter while not contributing to the DXpedition Fund. (\$28.00 U.S.)

**FRIENDS** - The most important asset of the DXpedition Fund. They contribute various sums to this fund but do not receive the Newsletter.

Call \_\_\_\_\_

Name \_\_\_\_\_

Address \_\_\_\_\_

City \_\_\_\_\_

State \_\_\_\_\_ Zip \_\_\_\_\_

DX members outside Canada & Mexico - add \$12.00 U.S. to cover additional postage on DXpedition Newsletter.

Employees of DXpeditions, Int. and their families are not eligible for financial assistance from the DXpedition Fund.

Information for DXpeditions Newsletter appreciated.

(Please Print or Type)

Send business size SASE for sample newsletter.

## THE FUTURE OF TELEVISION IS TODAY WITH DOWNLINK.

Why wait until 1985 just to get three channels of satellite reception when Downlink's D-2X receiver can give you sixty channels of brilliantly clear unedited movies, sporting events, world news and special programming from the many satellites over the North American continent... Now.

The D-2X's modular format and state-of-the-art circuitry allow for sharp, colorful reception of the entire satellite bandwidth (from 3.7-4.2 GHz).

So you can get all sixty channels *plus* the new channels that will be available in the future.

Made from the finest microwave components, the Downlink D-2X receiver features dual-conversion design, permitting multiple receiver installations and phase-lock loop processing which brings living color to your TV.

The complete and easy-to-install Downlink System including the D-2X receiver, low-noise amplifier, Skyview I antenna and cable can be yours for \$3,595.00. So live the future of television now... with Downlink.

For the name of the Downlink dealer nearest you call toll-free 800-641-4645, ext. 214. In Missouri, call 800-492-4892.



For more information, contact:  
**Downlink, Inc.**  
 30 Park Street  
 Putnam, Connecticut 06260  
 (203) 928-7731

## Bearcat® SCANNERS



LOWEST POSSIBLE PRICES ANYWHERE

BEARCAT® 350	\$399.95
BEARCAT® 300	\$339.95
BEARCAT® 250	\$269.95
BEARCAT® 20/20	\$279.95
BEARCAT® 210XL	\$219.00
BEARCAT® 100	\$289.95

ADD \$7.00 PER SCANNER FOR U.P.S. SHIPPING. NO C.O.D. OR CREDIT CARDS ALLOW 30-45 DAYS SHIPPING ON SOME MODELS. WRITE OR CALL FOR SPEC. SHEETS.

EVERGLADES COMMUNICATIONS

2184 J&C BLVD. NAPLES, FLA. 33942



MINI FM MIC

This compact (2" x 1" x 2") super FM wireless Mic kit outperforms many other expensive units available. Transmits a stable, exceptional quality audio signal up to 300 yards. Receive on any FM radio. Complete easy-to-build kit includes case, battery and all parts with illustrated instr. manual. Only \$13.95. Assembled and tested \$18.95.

- INTERSIL 7107 DVM kit (LED) \$27.95
- INTERSIL 7106 DVM kit (LCD) \$33.95
- EXAR 2206KB Function Gen. Kit \$18.95

Add \$1.55 S&H per kit

S.E. Corp., Box 16969

Temple Terrace, FL 33687

✓304

## Satellite TV

FOR THE HOME

Sick of Network TV?

Our receiver lets you get over 75 channels of television directly from earth-orbiting cable TV satellites! HBO, Showtime, super stations, sports and movies worldwide.



**We don't just sell information! We Manufacture Hardware!**

From offshore oil rigs, data links to hotels and backyard installations, we wrote the book. Constantly updated, our 94 Page

technical information book and catalog gives you all the facts. Inexpensive dishes, feeds, telemetry software, kits and more. Recommended reading by NASA, The Office of Consumer Affairs and quality companies like Rockwell/Collins. Send \$7.95 today!

CALL ✓309


24-hrs. C.O.D. Hotline  
 (305) 339-7600



© SPACECOAST

RESEARCH CORPORATION

P.O. Box 442-D, Altamonte Spgs, FL 32701



# A REVOLUTION IN CONVENIENCE

**DAIWA announces an all-new lineup of high-quality amateur radio innovations.**

## Cross-Needle Meters CN-520 / CN-540 / CN-550

Daiwa cross-needle precision is now available in a compact case. Get forward power, reflected power and SWR readings at a single glance—from a meter that fits anywhere!



**CN520** - Frequency: 1.8-60MHz • Power range: Forward 200/2kw, Reflect 40/400 watts • Detection Sensitivity: 40 watts minimum • Accuracy:  $\pm 10\%$  at full scale • Dimensions: 72H x 72H x 95D m/m

**CN540** - Frequency Range: 50-150MHz • Power Range: Forward 20/200 watts, Reflected 4/40 watts • Detection Sensitivity: 4 watts minimum • Accuracy:  $\pm 10\%$  at full scale • Dimensions: same as CN-520

**CN550** - Frequency Range: 144-250MHz • Power Range: Forward 20/200 watts, Reflected 4/40 watts • Detection Sensitivity: 4 watts minimum • Accuracy:  $\pm 10\%$  at full scale • Dimensions: same as CN-520

## Active Audio Filter AF-306

By electronically filtering unwanted signals, the AF-306 gives you clean, distinguishable copy. Featuring its own internal speaker, the AF-306 Active Audio Filter is easy to install, easy to operate.



Input: 2.8v (4v max.) • Output power: 1 watt @ 8 ohms • Distortion: less than .2% • S/N ratio: better than 50dB • Low Cut Filters: 400Hz, 800Hz, 1100Hz • High Cut Filters: 1100Hz, 1600Hz, 2500Hz

## Automatic Antenna Tuner CNA-2002

Leading the way in convenience is the Daiwa CNA-2002 2.5 kW (PEP) Automatic Antenna Tuner. Cross-Needle Metering and optimum matching in under 45 seconds make it the perfect compliment to any state-of-the-art amateur station.



Frequency Range: 3.5-30 MHz including WARC bands • Tuning Time: less than 45 seconds • Power Rating: SSB-2.5kw PEP, CW-1kw (50% duty), AM-500 watts, RTTY, SSTV-500 watts (10 minutes) • Output Impedance: 15-250 ohms (unbalanced) Dummy Load: 100 watts 1 minute (installed) • Metering Ranges: Forward power - 20/200/2000 watts, Reflected power - 4/40/200 watts, SWR-1.1-infinity • Power Requirements: 11-16 vdc @ 200 ma

## Manual Antenna Tuners CNW-518 / CNW-418

The serious amateur wants to achieve the best antenna match possible. That's why DAIWA offers two manual antenna tuners that maximize power transfer—and offer cross-needle metering as well.



**CNW-518** - Frequency Range: 3.5-30MHz including WARC bands • Power rating: 1kw CW (50% duty) • Output Impedance: 10-250 ohms (40-10 meters), 25-100 ohms (80 meters) • Insertion loss: less than 5 dB

**CNW-418**—Same as above except—Power rating: 200 watts CW

## Infrared Cordless Microphone RM-940

DAIWA ingenuity is also evident in the RM-940, an infrared cordless mobile microphone system. Audio and transmit/receive switching are carried on a safe infrared beam. Experience the freedom of cordless mobile operation. Ask your Daiwa dealer for a demo today!



Microphone: Electret Condenser type • Continuous Operating Time: 5 hours minimum • Charging Time: 8 hours max • Usable Distance: 3.5 feet—microphone to sensor • Power Requirements: Controller—13.8 vdc @ 80 ma, Microphone—2.5 vdc @ 30 ma.

## Speech Processor RF-670

DAIWA innovative thinking led to the development of the RF-670 Photocoupler Speech Processor. Its unique design gives your signal the boost it needs to cut through bothersome QRM. Get RF-type processing performance with the RF-670's economic photocoupler design.



Clipping Level: 20dB max • Frequency response: 300-3000Hz (-10dB) • Clipping Threshold: less than 2mV at 1kHz • Bandwidth: 2400Hz at 6dB down • Distortion: less than 3% at 1kHz, 20dB clip • Output level: 40mV max • Mike imp.: 600-50k ohms • Power requirement: 13.5v @ 60ma • Dimensions: 90 x 25 x 93 m/m

## UHF/VHF Mobile Antennas

Premium quality, high-gain design. Special tilt-over feature for added convenience.



**DA500** - 146/440 MHz Dual Band  
Length 960 m/m

**DA100** - 5/8 wave • Length: 1,360 m/m • 146 MHz

**DA200** - 7/8 wave • Length: 1,870 m/m • 146 MHz

## Gutter Mount

**GM500** - Frequency Range: 1.8MHz-500MHz • Power Rating: 1kw • Dimensions: 86W x 54H x 37D m/m

**MEM COMMUNICATIONS** 858 E. Congress Park Drive  
Centerville, Ohio 45459

Exclusive U.S. Agents for these Daiwa products. Dealer inquiry invited.



**DAIWA**  
Amateur Radio Innovations

# Satellite Channel Guide

## — part II

Numbers in parens immediately following programming description indicate *audio subcarrier(s)* used for that particular service.

### WU WESTAR 1 (99° W) Polarization: All Horizontal

- TR—1(1) Occasional Transmissions—sporting events, news, and network feeds (6.2/6.8)  
The Transtar Network (est. mid-Oct., 1981)
- TR—3(5) Occasional Transmissions—sporting events, news, and network feeds (6.2/6.8)  
PET (Penthouse Entertainment Television)—adult-oriented programming (est. Oct. 1, 1981)
- TR—5(9) Selec TV—STV feed: first-run movies, concert specials, & sporting events (6.8)  
Occasional Transmissions—sporting events, news, & network feeds (6.2/6.8)
- TR—6(11) Occasional Transmissions—sporting events, news, & network feeds (6.2)
- TR—8(15) PBS (Public Broadcasting)—schedule A programming (6.8)
- TR—9(17) PBS (Public Broadcasting)—schedule B programming (6.8)
- TR—11(21) PBS (Public Broadcasting)—schedule C programming (6.8)
- TR—12(23) PBS (Public Broadcasting)—schedule D programming (6.8)  
PBS Occasional Feeds (6.8)

### ATT/ÔTE COMSTAR 1/2 (95° W) Polarization: ODD—Vertical; EVEN—Horizontal

- TR—1 Occasional Transmissions—teleconferencing, sporting events, news, & network feeds (5.8/6.2/6.8)
- TR—2 Occasional Transmissions—teleconferencing, sporting events, news, & network feeds (5.8/6.2/6.8)
- TR—4 Occasional Transmissions—teleconferencing, sporting events, news, & network feeds (5.8/6.2/6.8)
- TR—6 Bravo—performing and cultural arts programming (6.8 stereo)
- TR—7 NCN (National Christian Network)—religious (6.8)  
Escapade—"R"-rated sex and action-oriented movies only

- TR—9 Occasional Transmissions—teleconferencing, sporting events, news, & network feeds (5.8/6.2/6.8)
- TR—10 Occasional Transmissions—teleconferencing, sporting events, news, & network feeds (5.8/6.2/6.8)
- TR—13 Home Box Cinemax (East)—time-structured HBO (6.8)  
Occasional Transmissions—remote feeds (5.8/6.2/6.8)
- TR—14 Occasional Transmissions—teleconferencing, sporting events, news, & network feeds (5.8/6.2/6.8)
- TR—15 Occasional Transmissions—teleconferencing, sporting events, news, & network feeds (5.8/6.2/6.8)
- TR—17 TBN (Trinity Broadcasting Network)—religious (6.8)
- TR—18 Home Box Office (East)—first-run movies, sports, & entertainment specials (6.8)  
Occasional Transmissions—remote feeds (5.8/6.2/6.8)
- TR—19 Occasional Transmissions—teleconferencing, sporting events, news, & network feeds (5.8/6.2/6.8)
- TR—21 Occasional Transmissions—teleconferencing, sporting events, news, & network feeds (5.8/6.2/6.8)
- TR—22 Occasional Transmissions—teleconferencing, sporting events, news, & network feeds (5.8/6.2/6.8)
- TR—24 Occasional Transmissions—teleconferencing, sporting events, news, & network feeds (5.8/6.2/6.8)

### Audio Services on COMSTAR 1/2

- TR—7 Family Radio Network (East) (5.8)  
Family Radio Network (West) (7.7)

### WU WESTAR 3 (91° W) Polarization: All Horizontal

- TR—2(3) Hughes Sports Network—sports events feeds (6.2/6.8)  
Occasional Transmissions—sporting events, news, & network feeds (6.2/6.8)

- TR—3(5) XEW-TV, Mexico City—Mexico's leading network station (6.2)
- TR—5(9) Occasional Transmissions—sporting events, news, & network feeds (6.2/6.8)  
Private Screenings—sexploitation "R"-rated movies (6.2)
- TR—6(II) CBS Network Contract Channel—live/taped network feeds (6.2/6.8)  
CBS Cable Network (est. 10-12-81)
- TR—7(13) Robert Wold Communications—occasional transmissions: sporting events, news, & network feeds (6.2/6.8)  
HTN (Home Theatre Network)—quality G and PG movies (6.8)
- TR—8(15) SIN (Spanish International Network) (6.2)
- TR—9(17) SPN (Satellite Program Network)—variety entertainment (6.8)
- TR—10(19) ABC Network Contract Channel—live/taped network feeds (6.2/6.8)
- TR—11(21) CNN (Cable News Network) Contract Channel—news & sporting events feeds (6.2/6.8)
- TR—12(23) Occasional Transmissions—sporting events, news, & network feeds (6.2/6.8)  
EWT (Eternal Word TV Network)—religious (6.8)  
Studio "B" (Academy of Health Science)—medical (6.8)

Editor's Note: This guide is reprinted with the permission of WESTSAT Communications. WESTSAT publishes the *Satellite Channel Chart*® six times a year. Subscriptions via first class mail are available directly from WESTSAT Communications, PO Box 434, Pleasanton CA 94566. Part I of 73's *Satellite Channel Guide* appeared in the November, 1981, issue.

## SATELLITE TV SYSTEMS

"COMPARE OUR QUALITY, PRICES AND SERVICE!"

### WE MANUFACTURE:

PARABOLIC DISHES	MOTORIZATION SYSTEMS
POLAR MOUNTS	LNA HOLDERS
DEMIO TRAILERS	ALUMINUM HORNS

### WE STOCK

WASHBURN	ALLIANCE
KIM	ATV
AVANTEK	CABLE & CONNECTORS
GARDINER	SWITCHES & HARDWARE

CALL, WRITE OR ✓ FOR OUR LATEST BROCHURE AND PRICES.

AUSTIN C. LEWIS	LEWIS CONSTRUCTION CO. ✓457
K4CGC	P.O. BOX 100
901-784-2191	HUMBOLDT, TN. 38343

"IN BUSINESS AT THIS LOCATION SINCE 1964"



### KD-44™

Parabolic Reflector Kit  
900MHz - 2.5GHz



- 25 db Gain!
- 44 inch diameter
- Feedhorn bracket designed for cylindrical or rectangular feed
- Durable, lightweight steel construction.
- Pre-cut hardware cloth.
- Comes complete with all hardware needed

1-817-860-5440

AMATEURS!

HOBBYISTS!

**\$49.95**

Check  
Money Order  
C.O.D.  
MC  
Visa

✓328



TEXAS MICROTRONICS  
P.O. BOX 14116  
ARLINGTON, TEXAS 76013



Shipping & Handling Charges COD by UPS

# THE RTTY ANSWER



**IRL**<sup>TM</sup>

700 TAYLOR RD.  
COLUMBUS, OHIO 43230  
(614) 864-2464

THINKING OF RTTY??  
APPLE ... TRS ... HEATH ... DEDICATED SYSTEM? SOFTWARE?  
INTERFACE? PERFORMANCE? PRICE? We know you have questions ...  
check our answers. Call today for information on our terminal units!

VISA OR MASTER CHARGE ACCEPTED  
**IMMEDIATE DELIVERY**

# Satellite Television Glossary

## — part I

**Editor's Note:** Reprinted with permission of Reed Publications. This glossary is part of the 86-page *Satellite Television Handbook* available for \$7.95 (add \$2.00 for 1st class) from Global TV, PO Box 219-H, Maitland FL 32751. Part II of the glossary will appear in the next issue of *73 Magazine*.

**Active Device.** An electronics component made using transistors to amplify or control a signal. See *Passive Device* (next issue).

**Adjacent Channel Interference.** Signal distortion because other signals in nearby frequencies are not properly filtered. A bandpass filter allows only the selected frequency band to pass through it removing adjacent channels.

**AFC (Automatic Frequency Control).** A satellite TV receiver feedback circuit which prevents the tuning oscillators from drifting away from the center frequency of the selected channel due to temperature change or other instabilities. A phase-locked loop demodulator usually provides an AFC output back to the LO.

**AGC (Automatic Gain Control).** A satellite TV receiver feedback circuit which controls the gain (amplification) of the i-f amplifiers so that the signal input to the demodulator will be constant, despite incoming signals of varying strength from different satellite transponders. AGC can be overridden by a manual gain control to make signal strength measurements in most receivers.

**Alignment.** The process of tuning (or tweaking) a circuit to compensate for the approximate tolerances of the components during assembly, using test equipment.

**AM (Amplitude Modulation).** An easy method of transmitting program signals on a carrier frequency where the relative strength (amplitude) of the carrier is made proportionally equal to the amplitude of the program signal. AM is simpler but more susceptible to noise than FM. Satellite TV uses FM for both audio and video modulation, but the user's TV set takes the

satellite TV receiver's output and detects the video as AM, the audio as FM.

**ANIK 1.** A Canadian TV satellite operated by TELSAT. It has 12 transponders in the vertical format only and is located at 104 degrees west longitude on the geostationary orbit belt.

**ANIK B.** A Canadian TV satellite in the ANIK series located at 109 degrees west longitude. It has 12 vertical transponders.

**Aperture Efficiency.** The ratio of captured signal to the theoretical maximum for a given dish antenna/feed combination. The design goal is 100% aperture efficiency, but most TVRO dishes perform at only 50-80% to attain low noise characteristics and ease of construction. Some VHF/UHF antennas, on the other hand, can approach the 100% goal with an array of reflective elements.

**ARO (Audio Receive Only).** Small dish antennas used by radio networks for music and news programming distribution from TV satellites (mostly WESTARS). Dishes 2 meters and smaller have been considered by radio broadcast stations.

**Artwork.** A printed circuit design term which describes the printed circuit pattern of etched and conductor surfaces on a PC board.

**Attenuator.** A passive device which causes a known insertion loss in the signal transmission line. It is commonly used to prevent a very strong signal from overloading a receiver. They are also used as test equipment and in VHF/UHF broadcast reception to eliminate weak ghost signals.

**Audio Subcarriers.** The sound in a TV satellite composite signal is encoded in a narrow portion of the

video carrier, usually a high-fidelity FM signal at 6.2 or 6.8 MHz as measured after the main signal has been demodulated. Other satellite subcarriers can carry digital and text information as well.

**Azimuth.** Compass direction from due north measured in degrees clockwise, True north can be found by sighting the star Polaris at night, or by applying a local correction for magnetic deviation to a compass reading.

**Azimuth-Elevation Mount.** An inexpensive movable dish antenna mount and aiming system. It works like an oarlock where one pivot allows rotation in the horizontal plane about the azimuth angle from due north. The other pivot is the elevation above the horizon. This mount can be more difficult to aim than a polar mount. See *Polar Mount (next issue)*.

**Balun.** An impedance-matching passive device located between a 75-Ohm coaxial cable and a 300-Ohm device, such as a TV set or VHF/UHF antenna.

**Bandpass Filter.** A type of electronic frequency filter which severely limits signal frequencies above and below the selected frequencies, preventing adjacent channel interference. Satellite TV receivers use these also to remove noise from around the edges of the selected channel, usually 30 MHz wide.

**Baseband.** This is the output signal of a video camera, videotape recorder, or satellite TV receiver before remodulation (so that it can be viewed on an ordinary TV set). A signal in a satellite TV receiver goes from 4 GHz through the downconverter to become i-f and then through an FM demodulator to become baseband. American NTSC TV bandwidth is 4.2 MHz at baseband.

**Beamwidth.** The beamwidth of a dish antenna is the angle of sky which can be illuminated (picked up or sent out) by the dish. Within that arc satellites can be seen from the TVRO dish. Large dishes have narrow beamwidths which reduce noise from its sides. Small dishes have wider beamwidths and are noisier, but easier to aim.

**Bias.** That part of an amplifier circuit which provides power for a transistor and supplies the energy for its output signal. On an LNA, the bias circuits are on a separate PC board.

**Bipolar.** A type of silicon transistor used in LNAs and other high-frequency, low-noise devices. They are superior in noise quality to ordinary transistors but are inferior to FETs, especially GaAsFETs.

**Black Box.** An engineering abstraction in which a device is considered only for its effect, not for its construction. Naive users can treat satellite TV components as black boxes until they are ready to learn more about them. They need to know only what they require and how to hook it together.

**Blanking Pulses.** That part of a video TV signal which for an instant blanks out the screen, enabling the electron beam to fly back to the start of a horizontal line or vertical frame. This is wasted time as far as information transmission is concerned and some methods for multiplexing data channels into a TV picture use the vertical blanking interval.

**BNC Connector.** Easy to lock coaxial cable fittings which interface signals in the i-f portions of a satellite TV receiver. They work well in the 70-MHz range.

**Breadboard Circuit.** A prototype of an electronic cir-

cuit in which changes are easily made, facilitating construction and debugging of the design.

**Broadcast Satellite.** A form of international frequency allocation where only the uplink stations are identified (licensed). See *Fixed Satellite for comparison*.

**C Band.** A loose military designation for 3.7-4.2-GHz microwave frequency band used for the downlinks of satellite TV signals. Wavelengths are between 8.10 and 7.14 centimeters (3.19 and 2.81 inches).

**C/N (Carrier to Noise) Ratio.** The ratio of the carrier strength and noise strength measured in dB. The higher the C/N, the higher the S/N and quality of the resulting TV picture. Above 11 dB is superior, above 7 dB is good, and below that the picture quickly becomes extremely noisy. See also *S/N (next issue)* and *FM Improvement (below)*.

**Cable TV.** See *CATV below*.

**Carrier.** A strong signal occupying a communications channel which is modulated (AM, FM, etc.) to transmit program information. In an abstract sense, the carrier transports the program material from the transmitter to the receiver.

**Cassegrain Antenna.** A folded beam antenna which enjoys the advantages of a long focal length (high aperture efficiency and gain) without the disadvantages of lengthy and awkward feed supports. The subreflector is hyperbolic in cross section and is precisely adjusted to concentrate the incoming microwave fronts to a feedhorn located at the center of the dish. If the subreflector is elliptical in cross section, the antenna is also called Gregorian.

**CATV (Community Antenna Television).** Commonly known as cable TV, it has a central antenna tower (VHF/UHF/FM) together with a satellite TV dish antenna and captures high-quality broadcasts for subsequent sale through a signal distribution system, typically using coaxial cables to each home.

**CCIR (International Radio Consultative Committee).** A division of the ITU (International Telecommunications Union) which formulates international standards for radio communications, including the pre-emphasis and de-emphasis of satellite TV signals in a receiver.

**CITT (International Telegraph and Telephone Consultative Committee).** A division of the ITU (International Telecommunications Union) which formulates international standards for telegraph and telephone communications including uplinks and downlinks of satellite TV. See also *CCIR*.

**Channel.** A frequency band allocation which defines the limits of the contained broadcast carrier signal. In the USA, channels are allocated by the FCC.

**Chip.** An integrated circuit or section of a silicon wafer.

**Chip Capacitor.** A leadless capacitor small enough to be soldered directly on microstrip or stripline microwave PC boards. They must be used instead of ordinary capacitors because the leads would alter the inductive characteristics of the circuit. They are used to build LNAs.

**Chroma.** That part of the video signal which contains the color information.

**Circular Polarization.** Right- or lefthand screw sense of microwave signal polarization used by INTELSAT. A hybrid mode feed should be used to avoid the 3-dB

loss with standard linear (vertical and horizontal polarization) feeds.

**Circulator.** See *Isolator*.

**Close-Captioned TV.** A text service for the hard-of-hearing TV audience which decodes a text subcarrier and displays it at the bottom of the TV frame on the accompanying video picture. It does not interfere with the standard audio FM subcarrier.

**CNR (Carrier to Noise Ratio).** See *C/N*.

**Coaxial Cable.** A signal transmission line that is made using a center conductor separated from a shielding cylindrical outer conductor by a dielectric, usually polyethylene, sometimes air, in a low-loss application.

**Commercial TVRO.** A strong dish capable of withstanding hurricane force winds, an LNA with a lengthy MTBF (Mean Time Between Failures) and good noise figure, a drift-free, low-distortion receiver, and a high-quality modulator, all operating at a 3-dB margin above the receiver's FM threshold. This system supplies programming for sale through MATV or CATV distribution.

**Common Carrier.** An operator or lessor of satellite TV transponders which in turn leases them to other parties or transmits programming for others without controlling or owning the content. 4-GHz satellite TV is not legally a broadcast service and the FCC does not make the satellite TV common carriers (RCA Americom, Western Union...) abide by the constraints of broadcasting law.

**Comparator.** In an FM demodulator using a phase-locked loop (PLL), this is the electronic component which compares the phase relationship of the input signal with the signal from the tracking local oscillator (LO). The output signal from the comparator is proportional to the phase error between the two input signals and is used to control the LO.

**Composite TV Signal.** This is a combination of video picture, color, audio, and synchronization information.

**COMSTAR I.** An American satellite which can carry video but is operated by the telephone company, AT&T. Since it is underutilized, eventually it will carry more video. It has 24 transponders, 12 which are vertical linear polarized and 12 which are horizontal linear polarized. It is located at 128 degrees west longitude.

**COMSTAR II.** An American satellite, second in the COMSTAR series, which has leased 11 transponders to RCA for cable video programming. It also has 24 transponders and is located at 95 degrees west longitude.

**COMSTAR III.** An American satellite, third in the COMSTAR series, which like its sisters can be expected to carry more video programming in the future. It also has 24 transponders and is located at 87 degrees west longitude.

**dB (decibel).** A ratio expressed logarithmically which allows easy calculation of losses and gains. Two signals, S1 and S2, can be compared using dB according to the following equation:  $dB = 10 \log (S1/S2)$ . Often S2 is a known reference level. If a signal is 3 dB over the reference, then it is twice as strong; if it is -3 dB under the reference, then it is half as strong.

**dBi.** Decibel gain of an antenna over a reference

antenna.

**dBm.** Decibel power of a signal over a 1-milliwatt reference.

**dBW.** Decibel power of a signal over a 1-Watt reference.

**De-emphasis.** A selective restoration of the high-frequency end of a satellite TV channel within the satellite TV receiver. This is performed after the FM carrier is demodulated to baseband. See also *Pre-emphasis (next issue)*.

**Detector.** A demodulator circuit in a receiver which extracts the program signal from the carrier.

**Dielectric.** An electrical insulator which can carry an electric field when near a conductor. It is used to make transmission lines, microwave PC boards, and capacitors.

**Diplexer.** A section of waveguide which joins two microwave signals in an uplink Earth station.

**Dipole.** An active antenna element located in the feed which collects the concentrated satellite TV signal and conducts it to the LNA. It is called a probe in this case.

**Directional Coupler.** In an MATV or CATV signal distribution system, this passive device drops a signal line for a subscriber's TV set from the main trunk line. It is a superior performance signal splitter from the high level (strength) trunk line.

**Discrete Components.** Unlike an integrated circuit (IC), in this assembly technique each part is built separately and then assembled.

**Discriminator.** An FM demodulator circuit in a satellite TV receiver.

**Dithering.** See *Energy Dispersal Waveform*.

**DOMSAT (Domestic Satellite).** Distinguishes US and Canadian satellites from INTELSATS.

**Double Conversion.** This downconversion technique converts from 4 GHz to the final i-f (typically 70 MHz) in two stages instead of just one, so that potential image noise from the first mixer stage is eliminated. See also *Single Conversion (next issue)*.

**Downconversion.** The process of converting the 3.7-4.2-GHz microwave signal down into a frequency range in which signal processing components are less expensive. Typically, this is a VHF frequency of 70 MHz.

**Downconverter.** A microwave part (consisting of local oscillators (LO), mixers, and bandpass filters) which accomplishes downconversion. This is the front end of a satellite TV receiver.

**Downlink.** The communication path from a TV satellite to its ground (Earth) stations.

**Duroid.** The brand name of a microwave printed circuit board specified in many LNA and downconverter plans. Mostly D-5880 226-127 from Rogers Corp. has been used.

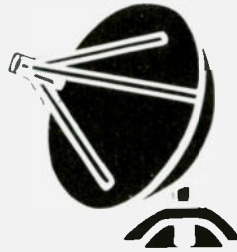
**Dynamic Range.** The weakest through strongest signals that a receiver will accept as input. Signals which are too weak cause excess noise and signals which are too strong cause overloading and possibly modulation distortion.

**East Coast Feed.** Satellite TV programming scheduled for the convenience of US east coast viewers (Eastern Time Zone).

**EIRP (Effective Isotropic Radiated Power).** A measure of the relative strength of the satellite TV signal ex-



Universal Communications  
 A DIVISION OF INNOVATIVE  
 LABS, INC.  
 P.O. BOX 339  
 ARLINGTON, TEXAS 76004-0339



## MODEL DL-2000 SATELLITE RECEIVER

- \* High quality construction, attractive packaging
- \* Built-in RF modulator and video output driver
- \* Front panel selection of video polarity
- \* Fully tunable audio with AFC
- \* LED bar readout indicates video quality

- \* Local oscillator leakage minimized special mixer design
- \* Remote control option available
- \* Channel scan feature standard
- \* Jack for external signal metering

	UC DL-2000	BRAND K	BRAND S
JUST COMPARE:			
Suggested retail price	\$749	\$695	\$895
Built-in modulator	✓	NO (add \$45)	External (add \$79.95)
Built-in scan	✓	NO	Not available
Built-in metering	✓	NO	Not available
Video Polarity Shift	✓	NO	Not available
Remote Control	Plugs in (add \$34.50)	YES	Not available
AFC performance	Excellent	Very good	Poor
Picture quality	Excellent	Very good	Good
Variable Sound tuning	Good	Good	Poor
Active Clamping circuit	True clamp	Diode	Diode clamp (1)
External video	✓	✓	✓
External audio	✓	✓	✓
AFC Indicator	✓	NO	Not available
Appearance	Very good	Fair	Fair
LNA (power down coax)	Switchable	Not switchable	Set On
Quality of assembly	Very good	Fair	Fair
THE BOTTOM LINE	\$787.95*	\$740	\$974.95*
	Assembled	Kit	Assembled

\* Pricing based on single-unit sales  
 (1) Tears with vertical synch pulse

**MODEL DL-2000  
 SATELLITE RECEIVER**

**\$749.95 (EACH)  
 \$699.95 (LOTS OF 10)**

Accessories include LNAs (\$595 and up), power supplies for LNAs, feedhorns and antennas.

**TERMS: COD, Money Order, Bank Cards (800) 433-5172 ORDERS ONLY**  
**HOURS: 8:30-4:30 CDST; MON-FRI (817) 265-0391 INFORMATION**

**COMING NEXT MONTH... OUR OWN  
 2300 MHZ TRANSMITTER AND 1001  
 WEATHER SATELLITE DOWN CON-  
 VERTER (CRYSTAL CONTROLLED  
 WITH PREAMP).**

Our product may be copied, but the performance is never equalled. P.O. BOX 339, ARLINGTON,  
**UNIVERSAL COMMUNICATIONS** TX 76004-0339

pressed in dBW. The USA ranges from 30 in Florida to 37 dBW at boresight in the midwest. Home satellite TV reception becomes much less expensive at 34 dBW and above. Footprint maps showing relative signal strengths in EIRP are filed at the FCC and ITU before the TV satellite is launched.

**Elevation.** Angle above the horizon measured in degrees. Zero is the horizon and ninety degrees is directly overhead. Elevation angles are used to aim the dish antenna at a TV satellite.

**Energy Dispersal Waveform.** This is a triangular-shaped signal at 30 Hz synchronized with the vertical blanking interval in the TV signal from the satellite which ensures that the signal will average its power out over the whole channel, even when just the carrier is present. This waveform is removed by the receiver after FM demodulation.

**Etched PC Board.** Acid is used over a mask (artwork) to dissolve away excess copper conductor leaving a conductor pattern on the PC board.

**F/D.** Focal-length-to-diameter ratio of a given dish antenna. Generally higher ratios yield better aperture efficiencies, but may be more susceptible to sidelobe noise.

**FCC (Federal Communications Commission).** The US agency which regulates communications, including satellite TV.

**Feed.** The antenna feed is a section of shaped waveguide which correctly collects the dish's reflected microwave signal and conducts it to the LNA's probe. Generally, a feed is uniquely designed for each dish antenna type.

**Feed.** A programming term which means a stream of programming material, for example, in the process of transmission over the TV satellite. Examples of its usage are: sports feed, east coast feed, and network feed.

**Feedline.** Coaxial cable running from the LNA to the satellite TV receiver.

**FET (Field Effect Transistor).** A low-noise, high-frequency transistor amplifier which has a current source, gate, and drain. The gate is a voltage-controlled resistor which regulates the power flowing from the source to the drain.

**Field-Strength Meter.** A CATV and TV test device used to measure power levels on a transmission line or VHF/UHF antenna.

**Fixed Satellite.** A form of international frequency band allocation where all the sending (uplink) and receiving (downlink) stations are identified. This is the current status of the 4-GHz TV satellite system. See also *Broadcast Satellite* above.

**FM Improvement.** The potential noise reduction in an FM signal due to the demodulation process in a satellite TV receiver. This figure is at most 38.6 dB and is attained above the FM threshold. Below this point it rapidly drops from 37.6 dB. Above threshold:  $S/N = C/N + 38.6$  dB.

**FM Threshold.** An input signal level which is just enough to enable the demodulator circuits to extract a good picture from the carrier. With test equipment, static threshold is the point at which S/N drops more than 1 dB from the straight graph line:  $SN = C/N + 38$  dB. Typically, FM threshold is 7-8 dB in a satellite TV receiver with threshold extension.

**Footprint.** A signal strength map showing the EIRP contours of equal signal from a TV satellite transponder on a given part of the Earth's surface.

**Frequency Agile.** This is a feature of satellite TV receivers which enables them to tune in all the 12 or 24 channels from a satellite. Receivers sold without this feature are dedicated to one channel and can be tuned by switchable crystals.

**Frequency Coordination.** A service which uses computers and a USA database to resolve potential or existing conflicts between various users of the same 4-GHz microwave band. The long-lines (long-distance) division of the Bell networks uses 4-GHz microwave towers throughout the USA. A TVRO looking in the direction of a transmitter may be jammed unless shielding can be used.

**Frequency Modulation (FM).** A method of transmitting program material which is more interference-free than AM. The frequency of the carrier signal is made proportional to the amplitude of the program signal.

**Frequency Reuse.** See *Polarization (next issue)*.

**Front-to-Back Ratio.** The ratio in dB of the antenna gain in the forwards direction to the antenna gain in the rear direction. It is a measure of the noise potential from the rear.

**G/T (Gain over Noise Temperature).** A TVRO measure of quality expressed in dB. The higher this figure, the better the system. It can be improved by increasing gain or by decreasing the system noise.  $G/T$  (degrees Kelvin) = antenna gain/log (antenna noise temperature + LNA noise temperature).

**GaAsFET (Gallium Arsenide Field Effect Transistor).** This low-noise device, although expensive, is used in the highest quality LNAs. The term is pronounced gasfet.

**Geostationary.** Dubbed the Clarke Orbit in honor of Arthur C. Clarke who first described it. This circular orbit above the equator is precisely the altitude at which any size satellite will revolve around the Earth once every 24 hours. From the ground below, it thus appears parked in space overhead, and from above, one-third of the Earth's surface can be seen. TV satellites are separated by 4 degree intervals on this orbit to avoid mutual interference 38,000 km (22,300 miles) high.

**Ghost.** One or more dim copies in a TV picture caused by reflected VHF or UHF broadcasts. Also called multipath distortion, this is not present in satellite TV signals because extremely directional dish antennas are used.

**GHz (Gigahertz).** The standard abbreviation for billions of cycles per second. 3.7-4.2 GHz is the microwave frequency band allocated for satellite TV in the USA.

**Global Beam.** An INTELSAT antenna downlink pattern covering a third of the Earth's surface. They are boresighted at the middle of an ocean to provide service to nations all the way around the ocean basin.

**Guard Channel.** Unused portions of the frequency spectrum which are located between program channels to prevent adjacent channel interference.

**Harmonics.** Spurious signals produced by an oscillator circuit which occur at integral multiples above the resonant frequency of the oscillator. They appear

# ANYBODY CAN SELL TVRO EQUIPMENT

But Only Our Dealers can  
sell the right equipment  
for the right price.

Dealer Single Lot

**\$1395<sup>00</sup>** FOB Hastings



- 12 Ft.
- F/D .375
- Aluminum 24 Section
- Offset Polar mount
- Scaler Horn
- Rotor
- Rotor LNA Mounts
- 41 DB Gain Nominal

COMPLETE SYSTEMS AVAILABLE

**HASTINGS  
ANTENNA  
COMPANY,  
INC.**

847 W. 1ST ST.  
HASTINGS, NEBR. 68901  
402-463-3598 ✓ 18

FOR THE SERIOUS DEALER ONLY

## LIVE VIA SATELLITE

**\$399** COMPLETE RECEIVING SYSTEM

- DISH ANTENNA
- PREAMPLIFIER
- RECEIVER

JUST PUBLISHED: 8 1/2 X 11 BOOK gives a wealth of updated information on Antennas • Receivers • Low Noise Amplifiers • Sources • Services • Equipment • Manufacturers • Much More.

Our book takes the mystery out of the sophisticated technology of satellite transmission and reception. This volume represents all the essential knowledge made easy to understand, and will show you how easy it is to have a 90 channel reception system so that you can enjoy: first run movies, foreign films, Las Vegas entertainment, live sports, and much more. Everything being telecast in the world could be yours at a twist of a knob!



**UNDER \$300**  
DISH TVRO ANTENNA FOR ROOF OR PORCH

**LIVE VIA SATELLITE, INC.**  
P.O. Box 2561, Dept. M-11, Delray Beach, FL 33444  
Send \$9.95 plus \$2.50 shipping & handling  
or call our 24 hr. C.O.D. order line (305) 845-4447

Name \_\_\_\_\_  
Address \_\_\_\_\_

## Enjoy Satellite TV Now



Better than Cable TV—Over 200 TV and radio services. Why waste money? Learn the whole story and build a video system the family can enjoy. No commercials. FREE movies, sports and Vegas shows—worldwide, crystal clear reception connects to any TV set. Big (8 x 11 in.) book loaded with details, photos, plans, kits—TELLS EVERYTHING! Satisfaction Guaranteed.

Send \$7.95 TODAY! Add \$2.00 for 1st class (air mail) or call our 24 hour C.O.D. rush order line (305) 862-5068.

**GLOBAL ELECTRONICS,**  
P.O. Box 219-H, Maitland, Florida 32751

## SATELLITE TV RECEIVER KITS

### FACTORY DIRECT

We have complete kits,  
individual boards, and  
components. Call or write  
for further information.

**STAR TRAK** ✓ 465  
**SYSTEMS, INC.**

404 Arrawanna St.  
Colorado Springs, CO 80909  
(303) 475-7050

Robby WB0SFR      Jera N0AGT      Dave WD0CDU

The worlds most popular  
Satellite TV receiver....



**NOW IN A KIT!**

**KLM's SKY EYE I SATELLITE RECEIVER** brings you a whole new world of fantastic television entertainment... in cable-quality video and sound. It is a two-part system, easy to install and use. The compact Control Console is all you need inside your home. The modular RCVR Unit mounts at or near the antenna. The superb performance and reliability of the SKY EYE I are proven by the thousands already in use.

The SKY EYE I KIT comes in simple easy-to-assemble sections. All microwave circuitry is factory wired and tested. The assembly manual is clearly written, simple and precise. In just a short time you can be enjoying the fabulous world of satellite programming.

**SKY EYE I Specifications:** Single conversion/image rejection circuits (easily handle strong and weak signals without instability or distortion) • Built-in DC block for feedline-powered LNA • Full video tuning, 3.7 to 4.2 GHz (for all channels, horizontal and vertical) • Audio tuning 5.5 to 7.5 MHz (gets the subcarrier entertainment, too!) • Separate regulated power supplies for LNA and RCVR • Optional Polarity Control • Control Console to RCVR cabling supplied.

Complete SKY EYE I Receiver Kit: \$695.00

Order toll free: 800-538-2140  
(in Calif call 408 779-7363)

### ORDER FORM

Sky Eye I Receiver Kit. . . . . \$695.00

Total Enclosed \$ \_\_\_\_\_

(CA residents add sales tax)

Personal Check       Cashiers Check/MO

Visa     Master Charge (Bank No. \_\_\_\_\_)  
Acct. No. \_\_\_\_\_

Signature \_\_\_\_\_ Exp. Date \_\_\_\_\_

Print Name \_\_\_\_\_

Address \_\_\_\_\_

City \_\_\_\_\_

State \_\_\_\_\_ Zip \_\_\_\_\_

Send Me More Information!

**KLM ELECTRONICS, INC.**

P.O. Box 816, Morgan Hill, CA 95037

Satellite  
Receivers • Kits • Systems • Components

"Our 11th year of innovations in  
communications equipment"

like overtones on a single piano note. They can cause design problems in a receiver circuit unless proper filters are used to remove unwanted harmonics.

**HBO (Home Box Office).** The most popular pay-TV network which is distributed on SATCOM F1.

**Headend.** The point on a signal distribution system where UHF/VHF/FM and satellite TV signals are captured, combined, and fed into the system.

**Hemispherical Beam.** An INTELSAT antenna downlink pattern consisting of two overlapping spot beams to cover a hemisphere.

**High Pass Filter.** A circuit which features high impedance for relatively low frequencies and low impedance for high frequencies, in effect blocking the low-frequency component in a signal. See also *Low Pass Filter and Bandpass Filter*.

**Horn Antenna.** A type of satellite TV antenna which is shielded against sidelobe interference. The incoming signal is reflected 90 degrees into a cone-shaped feedhorn. They are much more expensive than a dish antenna of the same aperture.

**IC (Integrated Circuit).** A solid state complex device which is mass produced on single silicon chips.

**I-f (Intermediate Frequency).** For satellite TV receivers, this is usually 70 MHz and is the frequency at which most of the signal processing takes place because the design is simplified and 70-MHz parts are less expensive than 4-GHz equivalents.

**I-f Strip.** A PC module which amplifies and filters the output signal of the downconverter in a receiver and inputs it to the FM demodulator. Its gain is controlled

by the AGC circuit.

**Image Noise.** When a signal is downconverted using a mixer and LO, noise can be passed through the system that is on the mirror image frequency from the selected channel with the LO frequency as the point of symmetry. Subsequent bandpass filters remove this noise in double-conversion downconverters. A preselector filter in single-conversion receivers does the same thing.

**Impedance.** The relative ease with which signals pass through a device or conductor measured in Ohms.

**Impedance Matching.** The design of a signal interface such that the signal transmitted through it is maximized and the reflected signal is minimized. Standard impedance for LNAs is 50 Ohms and for satellite i-f circuits 75 Ohms. Most signal distribution systems interface at 75 Ohms impedance.

**INTELSAT.** International (primarily non-communist) satellite agency whose member nations lease transponder capacity on its satellite system. It provides at least some TV in all parts of the world, but signal EIRP is often quite less than US domestic satellites.

**Isolator.** A device which is a one-way valve for microwave signals which prevents stray receiver signals from leaking out past the LNA onto the antenna. It also facilitates the design of the LNA by impedance matching the feed probe to the first LNA amplifier stage. Most LNAs have an isolator attached between the CPR-229 feed flange and the main amplifier box.

**Kelvin.** The scientific temperature scale which measures thermal noise characteristics of microwave devices. Performance improves with decreasing noise temperature. 0° K equals -273 degrees Celsius and -459 degrees F. The Kelvin scale starts at absolute zero and is graduated like the Celsius scale.

**Launch Vehicle.** A NASA term for the rocket used to place satellites in orbit. For TV satellites this is usually the Delta, although the Space Shuttle will take over this job in the 1980s.

**Level (High or Low).** In communications, level means the same as amplitude or relative strength.

**LO (Local Oscillator).** A closely-connected frequency source which is typically controlled by a resonating crystal or by an input voltage. See also *VCO and VTO (next issue)*. They are a major component of downconverters and demodulators in receivers.

**Lobe.** An area of strong reception in a graph of antenna gain versus angle off boresight. In highly directional dish antennas, the front lobe is high gain and the side and back lobes are much weaker.

**Look Angle.** Pointing angles for aiming an antenna at a TV satellite for a given site. This term is also used when referring to antenna elevation alone. It is important when considering possible site obstructions or extra antenna noise due to a low elevation (look angle).

**Low Pass Filter.** A circuit which features high impedance for relatively high frequencies and low impedance for low frequencies, in effect blocking the high-frequency component in a signal. See also *High Pass Filter and Bandpass Filter* above.

**Luminance.** That part of a video signal which controls the brightness of the image on the TV screen.

## SUB-AUDIBLE TONE FOR THE ICOM IC2A/AT

The Trans Com model 401 sub audible tone encoder is designed to be easily installed in the ICOM IC-2A AT. Simple installation requiring only three connections are all that is needed to operate your IC2A At on a tone access repeater.

### 102 DTMF Repeater Controller

The 102 DTMF Controller is a modular system designed to provide on-off remote-control functions using the standard 12 or 16 digit Touch tone signaling through wire line or radio links. Using modular design up to 16 on-off or momentary control functions can be provided.

#### FEATURES

Compatible with PL, CG and most other tone control  
Low current  
Small size 1.0" x 6" x 3"  
Low tone distortion of less than 1% THD  
Tone stability  $\pm .2$ hz from -20C to +70 C.  
Can easily be installed in most other radios  
Comes wired and tested  
Two year warranty.

#### Features

Modular design, rack mount  
Plug in DTMF receiver using the latest technology in DTMF decoding—no PII's  
Three types of control cards  
ON-OFF OPEN COLLECTOR TRANSISTOR  
ON-OFF LATCHED RELAY OUT-PUT  
MOMENTARY RELAY OUT-PUT

Each card can decode a 2, 3, or 4 digit code using any of the 16 digits.

Easy to install and use  
Two year warranty.

For more information or to order call or write:

## Trans Com Inc.

703-13 Annoreno Dr. Addison, Ill., 60101  
(312) 543-9055



✓75

# Now the stars are within your reach

## Movie Stars Concert Stars Sports Stars



Your favorite stars are coming off the satellites right now in one of the greatest selections of family and adult entertainment ever offered. And now there's a new satellite receiver system that puts it all within your reach — at a price that's within reach.

### The new Heathkit Earth Station

It includes a 3-meter Satellite Antenna with a single-axis adjustable mount that lets you direct your antenna to receive signals from the entire satellite arc. It's a heavy-duty, commercial-quality antenna, made by Scientific-Atlanta and designed for long, reliable performance.

Special Low-Noise Amplifier and Down-Converter converts signals to 500 MHz band for transmission on ordinary TV cable.

The Receiver features electronically-synthesized tuning for stable, drift-free reception, and 24 channel selections for a broad variety of programming. It even includes a special Zenith Space Command Remote Control so you can change programs without leaving your easy chair.

Special Earth Foundation Kit anchors your antenna firmly to withstand winds of up to 100 mph.

### Unique Site Survey Kit

You can trust Heath to do it right. The first step in establishing your station is the purchase of a special Site Survey Kit that includes everything you need to determine a clear line-of-sight to the satellites. So you know your location is correct before you buy the Station.

### Easy-to-follow, step-by-step assembly

Like all Heathkit products, the Satellite Earth Station includes a clearly written manual that guides you every step of the way through assembly and installation. And over-the-phone assistance is always available.

For complete details and prices on the Heathkit Earth Station and 400 other electronic kits for home, work or play, send today for the latest free Heathkit Catalog or visit your nearby Heathkit Electronic Center.



### Send for free catalog

Write to Heath Co., Dept. 011-844,  
Benton Harbor, MI 49022

### Visit your Heathkit Store

Heathkit products are displayed, sold and serviced at 56 Heathkit Electronic Centers in the U.S. See your telephone white pages for locations.

Heathkit Electronic Centers are units of Veritechnology Electronics Corporation

Viewing of some satellite TV channels may require the customer to obtain permission from, or make payments to, the programming company. The customer is responsible for compliance with all local, state and federal governmental laws and regulations, including but not limited to construction, placement and use. For use only in Continental U.S.

# Heathkit

# TVRO Receivers: The Inside Story

## — Satellite Central, part II

Getting 4-GHz signals down to watchable video is no easy feat. Noted satellite TV pioneer Paul Shuch N6TX once observed that there are perhaps as many receiver designs as there are receiver designers. Despite the fact that satellite TV is new, we've already experienced at least two generations worth of improvements in receiver design philosophy. Both methods employ your garden-variety superheterodyne conversion principle. But that's about the only similarity.

The major hassle is dealing with the microwave signal itself. The components are either too expensive and hard to get or they are

incredibly fragile and roll over and turn belly up when you approach them with a soldering iron! So the logical solution is to convert the troublesome 4-GHz signal down to something we can massage with parts we can understand, like coils and capacitors rather than pea-sized chip caps and PC board traces that are alleged to be tuned circuits! There will be plenty of time for that later. For the time being, let's just get our feet wet.

Referring to Fig. 1, we have a typical dual-conversion receiver design. This is the "classic" or "by-the-book" method used by most commercial firms today. A voltage-tunable lo-

cal oscillator (LO) mixes with the incoming 4-GHz signal down to a 400- to 1200-MHz first intermediate frequency (i-f). This is in keeping with the spirit of a textbook approach of selecting an i-f about one-tenth of the incoming signal (the "divide-by-10" rule). After some needed amplification, the signal is mixed again down to what is known as baseband (because we're done with conversion), amplified even more, and then detected with either a PLL or discriminator circuit. Baseband is generally 70 MHz, an industry standard.

### So Much For Basics

The key points worth

noting here are conversion to a lower frequency where we can crank in lots of easy-to-find gain... and sticking to the rules. But why do that? Well, conversion makes a lot of sense. After all, the incoming signal may very well be around -50 to -60 dBm at 4 GHz and a 564 PLL detector chip wants something quite different before it will deliver pictures.

But who made the rules about dividing by 10 and that nonsense? The guys that got there first, of course. They did some arithmetic and made a discovery of some importance. A single-conversion design has problems if you chose a first (and only) LO just 70 MHz from the desired signal. You get down to baseband a lot quicker, but you get something else in the bargain... the image signal as seen in Fig. 2.

Remember from last month's Satellite Central that the satellite band (3.7 to 4.2 GHz) is 500 MHz wide. So even an LO spaced some distance away, whether above or below the

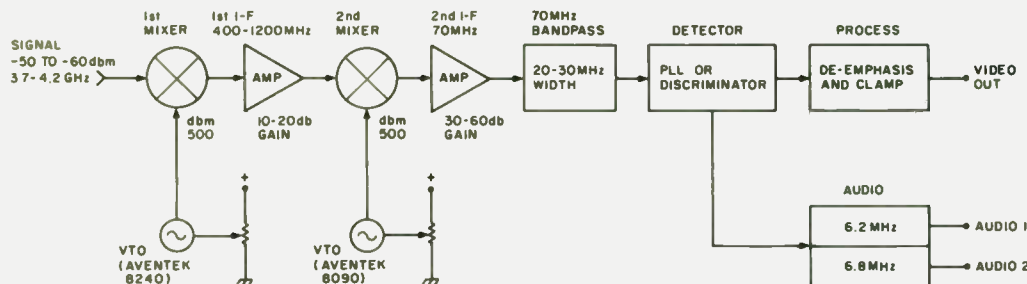


Fig. 1. Dual-conversion design. The first VTO mixes with the downlink signal into the first i-f amplifier. The second VTO is fixed. Gain distribution may vary in different designs. The 70-MHz bandpass filter must be flat in the passband for best results.

desired frequency, can still convert an undesired image signal to baseband.

Now you could filter out the image on the front end, but you would have to make the filter track with the LO to remove all images as you tuned. At these frequencies, a tracking filter is no easy beast to tame. So rather than wrestle with the problem, receiver designers such as Stanford professor Taylor Howard W6HD adopted the dual-conversion philosophy and proceeded to knock 'em dead with the first low-cost TVRO! The design has become a sort of standard of this new industry with several manufacturers duplicating it piece by piece, even to the last resistor, probably because Howard made his complete design available to anyone.

### An Interesting Turn of Events

As an historical note, Howard designed his receiver with available components. The key word here is "available." While you could indeed call Avantek and order an 8240 voltage-tuned oscillator (VTO) or call Vari-L for a DBM-500 mixer, you also could sit around and tear pages off your calendar while waiting for delivery! I had time to traipse all over California scouting up surplus dishes as the clock ticked away.

Clearly, something had to be done. Several amateurs, most notably Robert Coleman K4AWB, made an interesting discovery. Not only were surplus mixers lying around, but single conversion could be made to work! A quick doodle with pencil and paper suggested it might be worth the trouble.

If we want to receive transponder 17 on SATCOM 1, its frequency is 4040 MHz. Setting the LO down 70 MHz, to 3970 MHz, will indeed pull tran-

sponder 17 into our 70-MHz i-f, but also the image frequency as well, which is 70 MHz below the LO. Now it happens that's dead-on transponder 10 at 3900 MHz. So it can't possibly work! Or can it? We know that RCA and COMSTAR birds have 24 transponders. And we also know that the odd-numbered transponders (such as transponder 17) are vertically polarized. But if the even transponders are horizontally polarized (such as transponder 10), then our receiving antenna will be cross-polarized to the interfering signal and hopefully ignore it!

So it appears that single conversion does indeed work despite the prospects of image noise. There is a limit. As a rule, cross-polarization may only reduce the image signal 20 dB, but recent efforts at image-reject mixer design and a new tracking filter eliminate this annoyance, as seen in Fig. 3.

### Baseband At Last

Nearly all of the foregoing problems are a result of wideband FM video detection circuitry not working too well at high intermediate frequencies. However, it can be made to work. A few manufacturers have designed excellent discrete PLL circuits that work at 700 MHz, making signal conversion a piece of cake. But 70 MHz remains as the i-f most used at the moment.

As I mentioned before,

quite a few receiver designs utilize a 564 PLL detector chip at the end of the 70-MHz i-f chain. The problem here is that the 564 is rated to only 50 MHz. Still, a handful of 564s will always yield several that work at higher frequencies, depending on the source. But a drastic improvement is 564 operation can be had by cleverly dividing the 70-MHz i-f signals by two with a cheap JK flip-flop chip like a 74LS112 and operating it at 35 MHz!

Other detector designs in use today are quadrature detectors and linear discriminators. They offer advantages and disadvantages when compared to the PLL. While the PLL offers excellent performance at receiver threshold and below, it takes second place to the discriminator and quadrature-type detector when signals are well above threshold. Remember from last month that we must try for a carrier-to-noise ratio of about 10 dB or better for clear pictures. (That translates to at least a 12-foot dish and a 120° LNA for most locations in the USA.) Still, you don't need nearly as much gain for a PLL as you do a discriminator.

To work properly, the discriminator must see a signal that is amplified well into limiting. This is the main reason why quality receivers look bad compared to cheap models when tested on marginal systems.

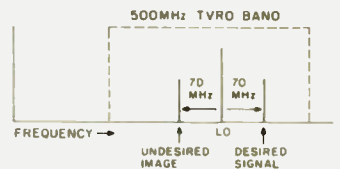


Fig. 2. An in-band LO can produce an undesired image signal. Luckily, this image is cross-polarized to the desired signal. It's not enough for perfect pictures, so other methods are necessary to ensure adequate image rejection.

### SATELLITE TV HAM NET!

Tune in Sundays at 1800 GMT on 14.311 MHz for the Satellite TV Net. Lindsey Riddle W5JG in New Orleans is Net Control. Then Ken Rae WB0POP takes the reins at 1900 GMT. You'll be amazed at what you can learn in just an hour or so.

But just cranking up the gain is not enough, as some experimenters will tell you, because not all i-f amplifiers will limit symmetrically. A weak location or a smaller dish can still be made to work, thanks to the PLL.

But suppose you've dug deep into your pocketbook and found enough money to allow you to build your system so it operates well above threshold? Then the discriminator or quadrature detectors really shine because the PLL can sometimes break up an other-

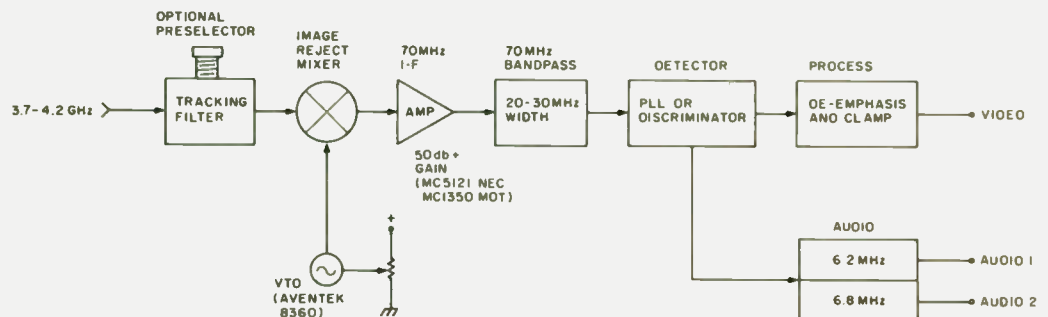


Fig. 3. Single-conversion design. The problem with single conversion is that an image signal can be detected. Tracking filters and clever image-reject mixer design can reduce the image by 20 dB or more. A good high-gain LNA will overcome mixer losses in this design.



Fig. 4. (a) Video demodulator output showing video riding on energy dispersal wave. (b) Energy dispersal wave eliminated by dc clamp circuit.

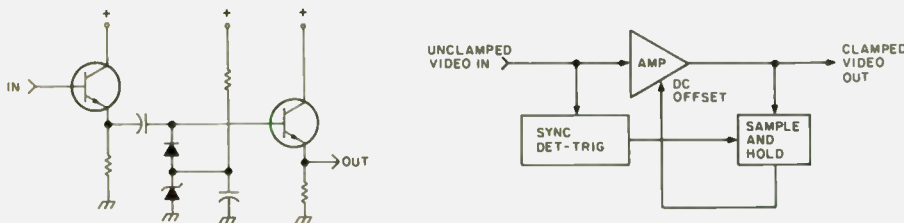


Fig. 5. Typical diode clamp circuit used in economy receivers vs. feedback clamping taken from voltage samples of the video signal during the sync pulse interval.

wise fine picture when tracking wide deviations. You see an annoying streaking effect in the video. Tweaking the bandwidth can help to cure this problem.

Now if the PLL works pretty well at the 35-MHz reduced i-f, you might wonder what would happen if we divided again and again down to nearly dc. Perhaps the only problem with that idea is that we bump into Carson's rule along the way. Simply stated, the practical bandwidth of a frequency modulated signal should be equal to twice the sum of the maximum frequency deviation and the highest modulating frequency. If we know the typical frequency deviation as 10.75 MHz, then twice the highest modulating frequency (how about 5 MHz for video?) when added to this deviation yields a projected bandwidth of 31.5 MHz. Actually, it could be more if we lay in a 6.2-MHz or a 6.8-MHz sound subcarrier.  $\text{Bandwidth} = 2 (10.75 \text{ MHz} + 5 \text{ MHz}) = 31.5 \text{ MHz}$ .

#### Watching Intelligent Noise

Okay, how wide an i-f is necessary? It really de-

pends on your carrier-to-noise ratio (C/N). If you have a small dish in a weak footprint, you may very well be at threshold or below. A wide i-f bandwidth will only make matters appear to be seeing more noise than video. While our eyes tend to integrate enough to discern intelligence, nice and clear pictures are what we really want. If you worked out the downlink equations we discussed last month, you well know that restricting the bandwidth by more than Carson's rule can make a big improvement in C/N. But there is a limit.

The problem then is to figure out how to squeeze a wide car into a narrow garage! If we don't mind scratching the chrome, we can just barely get it in. Likewise, we can reduce the i-f bandwidth to 17 MHz or so and have viewable video, but at the expense of the finish on the pictures. More importantly, the carrier-to-noise ratio may improve enough to make the pictures very watchable. That is until you wonder what happened to the definition and why the frizzy effect when flat color fields

are transmitted. Clearly, there is a limit to bandwidth restriction. Whatever was out there at those wide deviations is gone now!

You can reduce the distortion somewhat if you turn down the color and watch everything in black and white, but that's taking a giant step backwards. In fact, you might just as well turn down the sound, too, because all you'll hear is the sound of birdshot being dropped on a cookie sheet! Nothing takes the place of a large dish and a good LNA... nothing.

#### Beyond Detection

The sound channel is easy to detect. It is merely an FM subcarrier that may be 6.2 MHz or 6.8 MHz. Most receivers are equipped to receive both inasmuch as detection for each subcarrier can be done in a single consumer TV sound section IC such as the CA3065. As a rule, 6.8-MHz subcarriers are used on RCA/SATCOM birds, while 6.2-MHz subcarriers are found on Western Union/WESTAR birds. Nothing is standard, so a switchable or tunable sound subcarrier detector is necessary.


Other subcarriers may be located above video on some transponders. Background music and slow-scan services as well as data transmissions can be found. We will be sure to look at methods of recovering these signals in future installments of Satellite Central.

Satellite TV signals are pre-emphasized according to a CCIR curve. This amounts to a 10- to 12-dB boost on the high end of the video. An LC network smoothes the curve back out as well as wiping out the sound subcarriers before further video amplification.

Fig. 4(a) shows the output of a typical detector after de-emphasis. Notice the unclamped video appears to be riding on a triangular wave at the frame rate. This is known as the energy dispersal waveform and is mixed in at the uplink transmitter. It is simply a way to keep the main carrier moving during the unlikely loss of video. That way, every microwave link in the country on that frequency doesn't get sprayed with an interfering carrier from space. As a practical matter, it's quite the other way around. In any event, a clamp nails the energy dispersal waveform down to dc in Fig. 4(b) and we have clean video. If this waveform is not removed, the picture will flicker at the 30-Hz rate.

Some TVRO receivers have modulators in them so the detected video and sound can be fed directly to a TV set. Others may only have a one-volt audio and video output. While a cheap TV game modulator can be used to get the picture into channel 3 or 4 of your TV, the results leave much to be desired. Sometimes it's simply the result of poor design. But poor shielding is the likely culprit. The modulator output





# **SATELLITE TELEVISION SYSTEMS**

**WE WILL NOT BE UNDERSOLD!!**

**Complete Systems, Antennas,  
Receivers, LNA's & Accessories**

**CALL US TODAY!**

**812-238-1456**

**hoosier  
electronics**

*"Nation's Largest Total Communications Distributor"*

**P.O. BOX 3300 • TERRE HAUTE, INDIANA 47803** ✓320

manages to find a way back into your 70-MHz i-f chain (remember that channels 3 and 4 would fall into the i-f bandpass of 55-85 MHz). The solution is to skip the re-modulation process and feed the audio and video into a quality TV monitor or a regular TV modified for audio and video input. On the other hand, an effortless method is to simply feed the TVRO receiver into a video tape recorder and use its internal modulator!

### Obvious Differences

While price may be the major obstacle to designing an ideal receiver, experience with the problems you're likely to encounter runs a close second. As we learn more about what can and can't be done, we can make adjustments to our thinking and our design. For example, the VTO used in most receivers is a real hassle. You have 500 MHz worth of tuning spread over about a 270-degree twist on the pot. That's a lot for manual tuning (over 470 standard broadcast bands!), so afc is needed, if not for sheer operator ease, then for the very small amount of drift you'll likely encounter. Fancy receivers use a synthesizer and eliminate the problem. That takes more parts, which adds to the price... but not too much if you do it yourself!

You can sometimes discern a quality receiver design from an economy version by observing how well the energy dispersal clamp circuit functions. While simple receivers use a simple diode clamp, more expensive (and better designed) versions employ voltage feedback methods such as seen in Fig. 5.

By far the most interesting difference in receivers today is the concept of splitting them up into pieces as some economy-

minded manufacturers have done. This eliminates the need for expensive coax to carry the 4-GHz signal from the LNA to the receiver. They simply mount the mixer, VTO, and first i-f at the dish and run the lower i-f to the house on RG-59. Some really clever LNA manufacturers are building the whole works into a single LNA and downconverter, calling it an LNC!

### Tricks Worth Trying

If you want to try your hand at receiver design, go ahead with the certain knowledge that much of the foregoing works well enough to be a good point of departure for your own design fantasies. Microwave genius Steve Birkill G8AKQ, of Sheffield, England, downconverts into a broadbanded UHF TV tuner. He does the first conversion to UHF at the antenna so that RG-59 can be used rather than the expensive 4-GHz stuff. The UHF tuner then performs the second conversion down to an i-f the PLL can handle.

The cost of tuners like Steve's is around 25 bucks. Some of the newer varactor tuners are very broadband except for a coil in the last stage. A few moments of work are all that's necessary to modify the stage for the wide bandwidth needed for good pictures. Does the idea sound interesting? Then how about following the tuner with a very cheap TV IC amplifier chip such as the MC1350 for your i-f amplifier? And if you don't like that PLL, then why not use an MC1357 FM quadrature detector chip instead? Rex Rhoads, an engineer with RCA, has done it with excellent results. By the way, the construction cost of his entire receiver using this very conventional circuitry (no secret chips or tricks) is way under \$100!

The time is right for you to join in the fun of receiv-

**The Nelson Parabolic TVRO Antenna Manual**  
by Nelson Ethier  
reviewed by:  
**S.F. Mitchell WA4OSR and Richard Christian WA4CVP**

As the foreword in the *Manual* states, author Ethier has no formal microwave training, but "he is an excellent student of obscure textbooks and an avid do-it-himselfer. . ."

*The Nelson Parabolic TVRO Antenna Manual* starts with a general discussion of parabolic dish design and describes the relative advantages of a parabolic antenna over the spherical antenna. These advantages include the fact that the focus never changes and that the entire surface works to collect the signal. A brief review of noise, noise measurement (dB and degrees K), calculation of antenna gain, wavelength, and formulas to find parameters follows. Nelson then gives the arguments for different focal ratios and the reasons why he selected an f/d (focal point to diameter) ratio of 0.375.

Very detailed treatment is given to the calculation of the parabolic curve for his antenna. The formula and a method of laying out the curve on graph paper is presented along with a table with the curve calculated in one-half-inch steps for a 10-foot dish with a .45 f/d ratio or a 12-foot dish with a .375 f/d ratio. These calculations are very simple and can be done on a calculator with a square root function.

The most informative part for us was the section on choosing the antenna to suit the needs of a particular site. A brief discussion of the significance of the carrier-to-noise ratio (CNR) and an example of its calculation gives you an idea of the type of picture quality you should be able to obtain at your location.

The material between page 11 and the *Manual's* end on page 31 is devoted to the actual construction of a 12-foot parabolic antenna, feed, feedhorn, and polar mount. The antenna is built on a form which must be fabricated with plywood and fiberglass rods. The form is constructed and covered with 0.020 sheet aluminum which must be cut and formed. Fiberglass is then applied to the back of the aluminum. Reinforcing ribs of wood and urethane are then added and a second layer of fiberglass is applied. The finished antenna appears to be quite sturdy. Although no estimate of the antenna's cost is given by Ethier, we estimate that it would cost between \$750 and \$1000 and require as much as two months of steady work to complete.

Pages 23 to 29 describe the fabrication of the feed, feedhorn, and mount. The feed itself is an aluminum tripod bolted to the rim of the dish. It appears that this system, which involves using an antenna rotator to turn the horn, may put undue stress on the feed assembly.

Overall, we feel that the *Manual* gives a lot of good information, but it gives very little that we haven't seen elsewhere. The best part of the manual is the first ten pages where antennas and system requirements in general are discussed. The actual construction of the antenna may not be practical since a commercial antenna can be as cheap, if not cheaper. *The Nelson Parabolic TVRO Antenna Manual* is well worth \$15.00, but at the \$30.00 cover price we feel that it is very expensive. *The Nelson Manual* is available from the publisher, Satellite Television Technology, PO Box G, Arcadia OK 73007.

**This review is reprinted from 'Lite News, PO Box 973, Mobile AL 36601.**

ing TV from space. If you have a question regarding the topics we cover here, feel free to drop me a line (letters only, no calls please). Sorry, I can only answer mail that is accompanied by an SASE.

You can find out more about receivers by reading two back issues of 73: November, 1979 ("The Satellite TV Primer," Bob Cooper) and December, 1979 ("Low-Cost Receiver for Satellite TV," Paul Shuch). ■

# The Standard for Comparison

## New **AZDEN® PCS-300** 2-M Handheld FM Transceiver



**8 MHZ COVERAGE** • 142 to 149.995 MHz in 5 kHz steps, including CAP and MARS.

**IDEAL SIZE & WEIGHT DISTRIBUTION** • 7.3" high by 2.5" wide by 1.8" deep; 1.4 lbs.

**MICROCOMPUTER CONTROL** • All frequency operations are done by means of a microcomputer keyboard with acquisition tone.

**LCD DISPLAY WITH TIMED LAMP** • Draws almost no current. Lamp times out automatically after 20 seconds.

**16 KEY AUTOPATCH** • Keyboard works as a Touchtone® pad while transmitting.

**PL TONE SWITCH** • Actuates optional subaudible tone module.

**PROGRAMMABLE "ODD SPLITS"** • Transmit and receive on any possible frequency combination. Reset in seconds.

**9 CHANNEL MEMORY WITH SCAN** • Eight addressable channels and one externally accessible up/down channel retain frequency and standard offset. Backup drain is a scant 10 microamps!

**AUTOMATIC INCLUSIVE OR EXCLUSIVE PROGRAMMABLE BAND SCAN** • Limits may be reset in seconds. Scans either inside or outside the limits.

**BUSY AND VACANT SCAN MODES** • Scan for either an occupied or empty frequency.

**KEYBOARD LOCK** • Prevents accidental change of frequency or scan status.

**TRANSMIT LOCK** • Avoids unintentional transmission.

**DIGITAL S/R/F AND MEMORY ADDRESS METER** • Shows relative signal strength on receive, relative power on transmit. Also shows memory address.

**HIGH OR LOW POWER** • 3 watts high, 1 watt low. Low power is continuously adjustable from 0.5 to 3 watts.

**TRUE FM** • Not phase modulation — Unparalleled audio quality.

**AUTOMATIC FRONT END TUNING** • RF stage is varactor tuned for superior sensitivity and selectivity.

**RUGGED COMMERCIAL-GRADE MODULAR CONSTRUCTION** • The PCS-300 is built to take years of the toughest operating conditions.

**SUPERIOR RECEIVER** • Sensitivity is 0.25 uV for 20 dB quieting, 0.2 uV for 12 dB SINAD.

**BNC ANTENNA CONNECTOR** •

**STANDARD ACCESSORIES** • Heavy duty NICAD battery pack (500 mAh), belt clip, hand strap connector, flexible rubber antenna, earphone, ac charging unit, and special stand for table-top operation.

**OPTIONAL ACCESSORIES** • Deluxe leather case, mobile dc charging cord, external speaker/microphone, and PL tone module

MANUFACTURER: **AZDEN** JAPAN PIEZO CO., LTD.  
No. 12-17, 1-chome, Kami-Renjaku, Mitaka, Tokyo, Japan, Telex: 761-282245?

EXCLUSIVE DISTRIBUTOR: **AMATEUR-WHOLESALE ELECTRONICS, INC.**  
8817 S.W. 129 Terrace, Miami, Florida 33176 Telephone (305) 233-3631 Telex: 80-3355 Toll-free (800) 327-3102

# TS-130S/V

## "Small wonder" ...speech processor, N/W switch, IF shift, digital display

The compact, all solid-state HF SSB/CW mobile or fixed station TS-130 Series transceiver covers 3.5 to 29.7 MHz, including the three new bands.

### TS-130 SERIES FEATURES:

- 80-10 meters, including the new 10, 18, and 24-MHz bands. Receives WWV.

- TS-130S runs 200 W PEP/160 W DC input on 80-15 meters and 160 W PEP/140 W DC on 12 and 10 meters. TS-130V runs 25 W PEP/20 W DC input on all bands.
- Built-in speech processor.
- Narrow/wide filter selection on both CW (500 Hz or 270 Hz) and SSB (1.8 kHz) with optional filters.

- Automatic selection of side-band mode (LSB on 40 meters and below, and USB on 30 meters and above). SSB REVERSE switch provided.
- Built-in digital display.
- Built-in RF attenuator.
- IF shift (passband tuning).
- Effective noise blanker.

### OPTIONAL ACCESSORIES:

- PS-30 base-station power supply.
- YK-88C (500 Hz) or YK-88CN (270 Hz) CW filter.
- YK-88SN (1.8 kHz) narrow SSB filter.
- AT-130 compact antenna tuner (80-10 meters, including three new bands).
- SP-120 external speaker.

- VFO-120 remote VFO.
- MB-100 mobile mounting bracket.
- PS-20 base-station power supply for TS-130V.



### Optional DFC-230 Digital Frequency Controller

Frequency control in 20-Hz steps with UP/DOWN microphone (supplied with DFC-230). Four memories and digital display. (Also operates with TS-120S, TS-530S, and TS-830S.)



PS-30

SP-120

TS-130S

VFO-120



SP-230

TS-830S

VFO-230

AT-230

# TS-830S

## "Top-notch"... VBT, notch, IF shift, wide dynamic range

The TS-830S has every conceivable operating feature built-in for 160-10 meters (including the three new bands). It combines a high dynamic range with variable bandwidth tuning (VBT), IF shift, and an IF notch filter, as well as very sharp filters in the 455-kHz second IF. Its optional VFO-230 remote digital VFO provides five memories.

### TS-830S FEATURES:

- LSB, USB, and CW on 160-10 meters, including the new 10, 18, and 24-MHz bands. Receives WWV.
- Wide receiver dynamic range. Junction FETs in the balanced mixer, MOSFET RF amplifier at low level, and dual resonator for each band.
- Variable bandwidth tuning (VBT). Varies IF filter pass-band width.

- Notch filter (high-Q active circuit in 455-kHz second IF).
- IF shift (passband tuning).
- Built-in digital display (six digits, fluorescent tubes), analog dial, and display hold (DH) switch.
- Noise-blanker threshold level control.
- 6146B final with RF negative feedback. Runs 220 W PEP (SSB)/180 W DC (CW) input on all bands.
- Built-in RF speech processor.
- Narrow/wide filter selection on CW.
- SSB monitor circuit to check transmitted audio quality.
- RIT (receiver incremental tuning) and XIT (transmitter incremental tuning).

### OPTIONAL ACCESSORIES:

- SP-230 external speaker with selectable audio filters.
- VFO-230 external digital VFO with 20-Hz steps, five memories, digital display.
- AT-230 antenna tuner/SWR and power meter/antenna switch 160-10 meters, including three new bands.
- YG-455C (500 Hz) or YG-455CN (250 Hz) CW filter for 455 kHz IF.
- YK-88C (500 Hz) or YK-88CN (270 Hz) CW filter for 8.83 MHz IF.
- KB-1 deluxe heavyweight knob.
- (VFOs for TS-830S, TS-530S, TS-130 Series, and TS-120S are compatible with all four series of transceivers.)



**KENWOOD**

TRIO-KENWOOD COMMUNICATIONS  
1111 West Walnut, Compton, California 90220

# TS-530S

## IF shift, digital display, narrow-wide filter switch

The TS-530S SSB/CW transceiver covers 160-10 meters using the latest, most advanced circuit technology, yet at an affordable price.

### TS-530S FEATURES:

- 160-10 meter, LSB, USB, CW, all amateur frequencies, including new 10, 18, and 24 MHz bands. Receives WWV on 10 MHz.

- Built-in digital display (six digits, fluorescent tubes), with analog dial.



MC-50

- IF shift tunes out interfering signals.
- Narrow/wide filter selector switch for CW and/or SSB.
- Built-in speech processor, for increased talk power.
- Wide receiver dynamic range, with greater immunity to overload.
- Two 6146B's in final, allows 220W PEP/180 W DC input on all bands.
- Advanced single-conversion PLL, for better stability, improved spurious characteristics.
- Adjustable noise-blanker, with front panel threshold control.
- RIT/XIT front panel control allows independent fine-tuning of transmit or receive frequencies.

### OPTIONAL ACCESSORIES:

- SP-230 external speaker with selectable audio filters.
- VFO-240 remote analog VFO.
- VFO-230 remote digital VFO.
- AT-230 antenna tuner/SWR/power meter.
- MC-50 desk microphone
- KB-1 deluxe VFO knob.
- YK-88C (500 Hz) or YK-88CN (270 Hz) CW filter.
- YK-88SN (1.8 kHz) narrow SSB filter.



SP-230

TS-530S

VFO-240

AT-230

# TS-660

## "Quad Bander" ...dual VFOs, memory, scan, IF shift, FM, SSB, CW, AM

The TS-660 is a unique, all-mode transceiver designed for operation on 6, 10, 12, and 15 meters.

### TS-660 FEATURES:

- FM, SSB (USB), CW and AM operation.
- 10 Hz step digital VFO. The frequency step is determined by mode of operation.

- F. STEP switch allows alternative step size in each mode.
- Dual VFOs built-in.
- 5 channel memory stores frequency and band information.
- Memory scan scans all bands, skips channels not in use.
- UP/DOWN push-button frequency control on microphone.
- UP/DOWN bandswitch.

- Frequency lock function switch.
- IF SHIFT circuit built-in.
- Fluorescent digital display shows Tx/Rx frequencies.
- Squelch circuit for FM, SSB, CW and AM.
- CW semi break-in circuit, with CW side tone.
- 10 W RF output on SSB, CW, FM. 4 W on AM.
- Two antenna terminals provided.

- RIT control.
  - Noise blanker.
- ### OPTIONAL ACCESSORIES:
- PS-20 power supply.
  - SP-120 external speaker.
  - MB-100 mobile mounting bracket.
  - YK-88C normal CW, (500 Hz) filter or YK-88CN narrow band CW, (270 Hz) filter.
  - YK-88A AM (6 kHz) filter.
  - VOX-4 speech processor/VOX unit.



**KENWOOD**

TRIO-KENWOOD COMMUNICATIONS  
1111 West Walnut, Compton, California 90220



# R-600

**"Now hear this"...**  
digital display, front speaker, easy tuning

The R-600 is a high performance, general coverage communications receiver covering 150 kHz to 30 MHz in 30 bands, at an affordable price. Use of PLL synthesized circuitry provides high accuracy of frequency with maximum ease of operation.

### R-600 FEATURES:

- 150 kHz to 30 MHz continuous coverage, AM, SSB, or CW.
- 30 bands, each 1 MHz wide, for easier tuning.
- Five digit frequency display, with 1 kHz resolution.
- 6 kHz IF filter for AM (wide), and 2.7 kHz filters for SSB, CW and AM (narrow).
- Up-conversion PLL circuit,

- for improved sensitivity, selectivity, and stability.
- Communications type noise blanker eliminates "pulse-type" noise.
- RF Attenuator allows 20 dB attenuation of strong signals.
- Tone control.
- Front mounted speaker.
- "S" meter, with 1 to 5 SINPO scale, plus standard scale.
- Coaxial, and wire antenna terminals for 2 MHz to

**Digital world clock with two 24-hour displays, quartz time base**

The HC-10 digital world clock with dual 24-hour display shows local time and the time in 10 preprogrammed plus two programmable time zones.

- 30 MHz. Wire terminals for 150 kHz to 2 MHz.
  - 100, 120, 220, and 240 VAC, 50/60 Hz. Selector switch on rear panel.
  - Optional 13.8 VDC operation, using DCK-1 cable kit.
  - Other features include carrying handle, headphone jack, and record jack.
- OPTIONAL ACCESSORIES:**
- DCK-1 DC Cable kit.
  - SP-100 External Speaker.

# R-1000

**"Hear there and everywhere"...**  
easy tuning, digital display

The R-1000 is an amazingly easy-to-operate, high-performance, communications receiver, covering 200 kHz to 30 MHz in 30 bands. This PLL synthesized receiver features a digital frequency display and analog dial, plus a quartz digital clock and timer.

### R-1000 FEATURES:

- Covers 200 kHz to 30 MHz continuously.

- 30 bands, each 1 MHz wide.
- Five-digit frequency display with 1-kHz resolution and analog dial with precise gear dial mechanism.
- Built-in 12-hour quartz digital clock with timer to turn on radio for scheduled listening or control a recorder through remote terminal.
- Step attenuator to prevent overload.

- Three IF filters for optimum AM, SSB, CW. 12-kHz and 6-kHz (adaptable to 6-kHz and 2.7-kHz) for AM wide and narrow, and 2.7-kHz filter for high-quality SSB (USB and LSB) and CW reception.
- Effective noise blanker.
- Terminal for external tape recorder.
- Tone control.
- Built-in 4-inch speaker.
- Dimmer switch to control intensity of S-meter and other panel lights and digital display.

- Wire antenna terminals for 200 kHz to 2 MHz and 2 MHz to 30 MHz. Coax terminal for 2 MHz to 30 MHz.
  - Voltage selector for 100, 120, 220, and 240 VAC. Also adaptable to operate on 13.8 VDC with optional DCK-1 kit.
- OPTIONAL ACCESSORIES:**
- SP-100 matching external speaker.
  - HS-6 lightweight, open-air headphone set.
  - HS-5 and HS-4 headphones.
  - DCK-1 modification kit for 12-VDC operation.



SP-100

R-1000

HS-5

# TR-2500

**3IG performance, small size, smaller price!**

The TR-2500 is a compact 2-meter FM handheld transceiver featuring an LCD readout, 10 channel memory, lithium battery memory back-up, memory scan, programmable automatic band-scan, Hi/Lo power switch and built-in sub-tone encoder.

## TR-2500 FEATURES:

- Extremely compact size and light weight 66 (2-5/8) W x 168 (6-5/8) H x 40 (1-5/8) D, mm (inches), 540 g, (1.2 lbs) with Ni-Cd pack.
- LCD digital frequency readout, with memory channel and function indication.
- Ten channel memory, includes "MO" memory for non-standard split frequencies.
- Lithium battery memory back-up, built-in, (estimated 5 year life) saves memory when Ni-Cd pack discharged.
- Memory scan, stops on busy channels, skips channels in which no data is stored.
- UP/DOVN manual scan in 5 KHz steps.

## CONVENIENT TOP CONTROLS



- 2.5 W or 300 mW RF output. (HI/LOW power switch.)
- Programmable automatic band scan allows upper and lower frequency limits and scan steps of 5 KHz and larger (5, 10, 15, 20, 30 KHz... etc) to be programmed.
- Built-in tuneable (with variable resistor) sub-tone encoder.
- Built-in 16 key autopatch encoder.
- Slide-lock battery pack.
- Repeater reverse operation.
- Keyboard frequency selection across full range.
- Extended frequency coverage; 143.900 to 148.995 MHz in 5 KHz steps.



- Optional power source, MS-1 mobile or ST-2 AC charger/power supply allows operation while charging. (Automatic drop-in connections.)
- High impact plastic case.
- Battery status indicator.
- Two lock switches for keyboard and transmit.

## STANDARD ACCESSORIES:

- Flexible rubberized antenna with BNC connector.
- 400 mA/HR heavy-duty Ni-Cd battery pack.
- AC charger.

## OPTIONAL ACCESSORIES:

- ST-2 Base station power supply and quick charger (approx. 1 hr.).
- MS-1 13.8 VDC mobile stand/charger/power supply.
- TU-1 Programmable "DIP switch" (CTCSS) encoder.
- SMC-25 Speaker microphone.
- LH-2 Deluxe top grain cowhide leather case.
- PB-25 Extra Ni-Cd battery pack, 400 mA/HR, heavy-duty.
- BH-2 Belt hook.
- WS-1 Wrist strap.
- EP-1 Earphone.
- RF power amplifier. (To be announced.)

# TR-7850

**40 W, 15 memories/offset recall, scan, priority, autopatch (DTMF)**

Kenwood's remarkable TR-7850 2-meter FM mobile transceiver provides all the features you could desire, including a powerful 40 watts output. A 25 watt version, the TR-7800 is also available.

## TR-7850 FEATURES:

- 40 watts output, with selectable high or low power operation.
- 15 multi-function memory channels, easily selectable with a rotary control, M1-M13 ... memorize frequency and offset ( $\pm 600$  KHz or simplex)

M14 ... memorize transmit and receive frequencies independently for non-standard offset. M0 ... priority channel, with simplex  $\pm 600$  KHz or non-standard offset operation.

- Internal battery back-up for memories. Requires four AA Ni-Cd batteries, (not supplied).

- Extended frequency coverage, 143.900-148.995 MHz in 5 or 10 KHz steps.
- Priority alert. Beep alerts operator when signal appears on priority channel.
- Built-in autopatch encoder (DTMF). All 12 plus four additional DTMF signaling tones. (With simultaneous push of REV switch.)
- Autoscan of memories and entire band. Scan resumes automatically.
- Front panel keyboard.
- Compact size.

- UP/DOWN manual scan of entire band and memories, using UP/DOWN microphone (supplied).
- Repeater reverse switch.
- Separate digital displays for frequency and memory channel.
- LED S/R/F bar meter.
- Tone switch.

## Matching accessories for fixed station operation:

- KPS-12 power supply (for TR-7850)
- KPS-7 power supply (for TR-7800)



# SP-40

Compact mobile speaker  
Only 2-11/16 W x 2-1/2 H x 2-1/8 D (inches)  
Handles 3 watts of audio



**TRIO-KENWOOD COMMUNICATIONS**  
1111 West Walnut, Compton, California 90220



The TR-7730 is available in two variations: a 16-key autopatch UP/DOWN microphone (MC-46) version, and a basic UP/DOWN microphone version.

## TR-7730

### Miniaturized, 5 memories, memory/ band scan

The TR-7730 is a very compact 25 watt, 2-meter FM mobile transceiver, reasonably priced.

#### TR-7730 FEATURES:

- Dimensions: 5-3/4 W x 2 H x 7-3/4 D, inches. Weighs 3.3 lbs.

- Extended frequency coverage, 143.900-148.995 MHz, in 5 or 10 KHz steps.
- 25 watts RF output power, with HI/LOW power switch.
- 5 memories for operation in simplex or repeater modes.
- Memory scan, plus automatic band scan.
- UP/DOWN manual scan on microphone (supplied).
- Four digit LED frequency display.
- S/RF bar meter. LED indicators for BUSY, ON-AIR,

#### REPEATER offset.

- Tone switch for internal tone encoder (not Kenwood supplied).
- Offset switch,  $\pm 600$  kHz. Non-standard offset uses fifth memory.

#### OPTIONAL ACCESSORIES:

- MC-46 16-key autopatch UP/DOWN microphone.
- SP-40 compact mobile speaker.
- KPS-7 fixed station power supply.



## TR-8400

### Synthesized 70-cm FM mobile rig

- Covers 440-450 MHz, in 25 KHz steps, with two VFOs.
- Transmit offset switch for  $\pm 5$  MHz. Non-standard offset uses fifth memory.
- HI/LOW power switch selects 10 or 1 watt RF output.
- Similar to TR-7730 in other features, including five memories, memory scan, automatic band scan, UP/DOWN manual scan, four digit display, S/RF bar meter, LED indicators, tone switch, and same optional accessories.



- MC-46 16-key autopatch UP/DOWN microphone.

## TR-9000

### "New 2-meter direction"... compact rig with FM/SSB/CW, scan, five memories

The TR-9000 combines the convenience of FM with long distance SSB and CW. It is extremely compact... perfect for mobile operation. Matching accessories are available for optimum fixed-station operation.

#### TR-9000 FEATURES:

- FM, USB, LSB, and CW.
- Only 6-11/16 inches wide, 2-21/32 inches high, 9-7/32 inches deep.

- Two digital VFOs, with selectable tuning steps of 100 Hz, 5 kHz, and 10 kHz.
- Digital frequency display. Five, four, or three digits, depending on selected tuning step.
- Covers 143.9000-148.9999 MHz.
- Band scan... automatic busy stop and free scan.
- SSB/CW search of selectable 9.9-kHz bandwidth segments.

- Five memories... four for simplex or  $\pm 600$  kHz repeater offsets and the fifth for a non-standard offset (memorizes transmit and receive frequency independently).
- UP/DOWN microphone (standard) for manual band scan.
- Noise blanker for SSB and CW.
- RIT (receiver incremental tuning) for SSB and CW.
- RF gain control.
- CW sidetone.
- Selectable RF power outputs... 10 W (HI)/1 W (LO).
- Mobile mounting bracket with quick-release levers.
- LED indicators... ON AIR, BUSY, and VFO.

#### OPTIONAL ACCESSORIES:

- PS-20 fixed-station power supply.
- SP-120 fixed-station external speaker.
- BO-9 System Base... with power switch, SEND/RECEIVE switch (for CW), memory-backup power supply, and headphone jack.
- MC-46 16-key autopatch UP/DOWN microphone.



PS-20

TR-9000

BO-9

SP-120



# KENWOOD

TRIO-KENWOOD COMMUNICATIONS  
1111 West Walnut, Compton, California 90220





# TL-922-A

## Maximum legal power on 160-15 meters

The TL-922A linear amplifier provides maximum legal power on the 160-15 meter Amateur bands.

### TL-922A FEATURES:

- 2000 W PEP (SSB)/1000 W DC (CW, RTTY) input power on 160, 80, 40, 20, and 15 meters, with 80 W drive.
- Excellent IMD characteristics.
- Pair of EIMAC 3-500Z high-

- performance transmitting tubes.
- Safety protection.
- Blower with automatic turnoff-delay circuit.
- Variable threshold level type ALC.
- Two meters, one indicating plate current, and the other indicating grid current, relative RF output, and high voltage.

# SM-220

## High-performance oscilloscope for various monitoring functions

The SM-220 Station Monitor provides a variety of waveform-observing capabilities, and an optional pan display.

### SM-220 FEATURES:

- Monitors transmitted SSB and CW waveforms from 1.8 to 150 MHz.
- Monitors signal waveforms in receiver's IF stage.
- Functions as high-sensitivity, wide-frequency-range (up to 10 MHz) oscilloscope.
- Tests linearity of linear amplifiers (provides trapezoid pattern).
- Allows observation of RTTY tuning points (cross pattern).
- Built-in two-tone (1000-Hz and 1575-Hz) generator.
- Expandable to pan-display capability for observing the number and amplitude of stations within a switchable  $\pm 20$  kHz/ $\pm 100$  kHz bandwidth.

### OPTIONAL ACCESSORIES:

- BS-8 pan-display module for TS-180S, TS-530S, TS-830S, and TS-820 Series.
- BS-5 pan-display module for TS-520 Series.

# ACCESSORIES

A wide selection of optional accessories is offered for optimum operating flexibility. In addition to the optional items listed with each piece of equipment described in this catalog, the following accessories are also available:



**PC-1** phone patch with hybrid circuit and VU meter for null and audio gain measurements.



**MC-60** deluxe dual impedance (50K $\Omega$ /500 $\Omega$ ) desk microphone with 4-pin connector. Also available with UP/DOWN switch, in 6 or 8-pin connector versions.



**KB-1** deluxe, heavyweight, aluminum knob for TS-830S, TS-530S, TS-180S, TS-820S, and R-820.



**RD-20** 50 $\Omega$  RF dummy load, (DC-500 MHz) 50 W intermittent, 20 W continuous.

# DM-81

## Dip meter performs many RF measurements

The DM-81 dip meter is highly accurate and features, in addition to the traditional inductive-coupling technique, capacitive coupling for measuring metal-enclosed coils and toroidal coils.

### DM-81 FEATURES:

- Measuring range of 700 kHz-250 MHz in seven bands.
- Built-in storage compartment for all seven coils, capacitive probe, earphone, and ground clip lead.
- All solid-state and built-in battery.
- HC-25U and FT-243 sockets for checking crystals and marker-generator function.
- Amplitude modulation.
- FET for good sensitivity.
- Absorption frequency meter function.
- Earphone for monitoring transmitted signals.
- Capacitance probe for measuring resonant frequencies without removing coil shields, and also for measuring resonant frequencies of toroidal coils.



**HS-6** lightweight, open-air headphone set.



**MC-46** 16-key autopatch UP/DOWN microphone.

### OTHER ACCESSORIES:

- **MC-50** dynamic dual-impedance (50 k $\Omega$ /500 $\Omega$ ) desk microphone.
- **MC-30S** (500 $\Omega$ ) and **MC-35S** (50 k $\Omega$ ) dynamic noise-canceling hand microphones.
- **HS-5** deluxe 8 $\Omega$  headphone set.
- **HS-4** 8 $\Omega$  headphone set.



**KPS-21** 13.8 VDC fixed-station power supply, 21A intermittent, 16A continuous.



CQ... ALL AMATEUR RADIO CLUBS  
 DID YOU RECEIVE 73'S RADIO BOOKSHOP'S  
 SPECIAL CLUB DISCOUNT OFFER? NO?  
 DO YOU WANT TO SAVE YOUR CLUB \$'s?

JUST QSL WITH  
 YOUR CLUB'S NAME,  
 ADDRESS, ETC. TO  
 ✓ 349 73 BOOKS, ATT: LILY,  
 80 PINE STREET,  
 PETERBOROUGH, NH  
 03458

## SHARE YOUR IDEAS

Wayne Green Books announces  
 April 1, 1982 deadline for  
 submission of new manuscripts  
 for consideration for  
 the Fall Book List.

For submissions procedures and  
 further information, contact  
 Chris Crocker, Editor, Wayne Green Books  
 Peterborough, New Hampshire 03458

# 73 MAGAZINE

**73 MAGAZINE** offers you

- more pages of articles monthly than any other amateur radio journal
- new products, reviews, construction projects
- and ways to save hundreds of dollars.

**73 MAGAZINE** offers you a great way to say **MERRY CHRISTMAS.**

What better way to say  
**MERRY CHRISTMAS** to:

- your friend
  - your boss
  - your business associate
  - even your father-in-law
- than with a subscription to

**73 MAGAZINE.**

Yes, I'll give a year of 73 Magazine for Christmas (1 year/\$25.00).

Name \_\_\_\_\_  
 Address \_\_\_\_\_  
 City \_\_\_\_\_ State \_\_\_\_\_ ZIP \_\_\_\_\_

Please enter a one year gift subscription to:

Name \_\_\_\_\_  
 Address \_\_\_\_\_  
 City \_\_\_\_\_ State \_\_\_\_\_ ZIP \_\_\_\_\_

Canadian \$27/1 yr. only, US funds. Foreign \$35/1 yr. only, US funds  
 73 Magazine • Box 931 • Farmingdale NY 11737

All Christmas gift subscriptions will begin with January 1982 issue

61DB6

# Barry Electronics Corp.

WE SHIP WORLDWIDE


WORLD WIDE AMATEUR RADIO SINCE 1950

**Your one source for all Radio Equipment!**

**All Handy Talkies In Stock For Immediate Delivery!**  
**VoCom 2 meter 5/8 Telescoping Whip & Duckie**  
**Antennas & HT Amp's HEAVILY STOCKED**

**World Wide Satellite**  
**Systems Available**

**We Will Not Be Undersold**  
**Call: 212-925-7000**



Complete Earth Satellite  
 Receiving Station Available at  
 Barry for only \$5990.00.  
 Write or call today.



TEMPO  
 S1, S2,  
 S4, S5

SANTEC  
 HT-1200, ST-7/T  
 YAESU  
 FT-208R  
 FT-290R

ICOM  
 IC2AT



**DRAKE**  
 L-7 2KW Linear Amplifier




**ROCKWELL/COLLINS**  
 KWM-380



**MURCH Model UT2000B**



MFJ Keyboard  
 496, 494



**YAESU**

FT-101ZD MARK III, FT-480R,  
 FT-707, FT-720RU, FT-720RVH,  
 FT-902DM, YF-901-CW/RTTY



AEA Morse Matic, MBA & IsoPole Antennas



**BIRD**  
 Wattmeters &  
 Elements  
 In stock

**DIGITAL**  
**FREQUENCY**  
**COUNTER**

Trionyx-  
 Model TR-1000  
 0-600 MHz  
 Digimax-Model D-510 50Hz-1GHz



**ETD** **ALPHA 76CA**  
 2 + KW PEP/3-8874 FINALS  
 With HipersII Transformer



**ICOM** IC-720A, IC-730  
 IC-25A, IC-251A, IC-2KL




ASTRO 103 150A & 100 MXA  
 DIPLOMAT 150



ROBOT 400 & 800

**HY-GAIN**  
**TOWERS**  
**& ANTENNAS**



KANTRONICS Mini-Reader

**Super Sale On All Surplus Parts, Meters, Capacitors And Connectors, Etc...Come In And Save Over 50%**

**New York City's LARGEST STOCKING HAM DEALER**

**COMPLETE REPAIR LAB ON PREMISES**

MAIL ALL ORDERS TO BARRY ELECTRONICS CORP.,  
 512 BROADWAY, NEW YORK CITY, NEW YORK 10012.  
 BARRY INTERNATIONAL TELEX 12-7670 212-925-7000  
 TOP TRADES GIVEN ON YOUR USED EQUIPMENT.

**"Aqui  
 Se Habla  
 Espanol"**

IN STOCK—NEW ROBOT MODEL #800, BIRD WATTMETER, HY-  
 GAIN, LARSEN, SHURE, KDK-2015R, TURNER, ASTATIC, VOCOM,  
 VHF ENG., MFJ, KANTRONICS, DSI, AVANTI, CORDLESS  
 TELEPHONES, POCKET SCANNERS, NYE, BENCHER, VIBROPLEX

AUTHORIZED DIST. MCKAY DYMEK FOR  
 SHORTWAVE ANTENNAS & RECEIVERS.

**WE NOW STOCK THE PALOMAR MINI QUAD.**  
 DEALER INQUIRIES INVITED. PHONE IN YOUR ORDER & BE REIMBURSED.

**Amateur Radio Courses Given On Our Premises**  
**Export Orders Shipped Immediately.**

305

# The Ace Portable Synthesized VHF Receiver

— for those times when listening is enough

Karl T. Thurber, Jr. W8FX  
317 Poplar Drive  
Millbrook AL 36054

The sight of a 2-meter handie-talkie (HT) strapped to the belt has long become a telltale sign that the wearer is an amateur radio operator—whether it be at a hamfest, on the street, in a public place, or wherever. There's no question that the personal two-way portable has

revolutionized amateur radio with a "go-anywhere" mobility and convenience that was unheard of just 8 or 10 years ago.

Nevertheless, there are times when even the smallest of amateur HTs are a bit much to tote around. In many situations, sporting an obvious HT marks one as a nut, freak, or fuzz and can even set one up for a ripoff. Frequently, it's not absolutely necessary to be able to transmit; a small

monitor receiver may do the trick. What is, in fact, needed in many situations is an ultra-small, programmable, synthesized monitor that is truly of pocket-sized dimensions.

A few years back, the Henry Radio Co. took a giant step forward in this area by marketing a line of low-cost pocket receivers, available in several models: a VHF-high band scanning radio, a 12-channel non-scanner, a two-channel VHF-high monitor/paging receiver, and a single-channel UHF receiver. These four radios, available with accessory continuous tone-controlled squelch system (CTCSS) and two-tone decoders, filled a variety of needs as monitor or pager receivers for hams, volunteer firemen, auxiliary police, civil defense personnel, and the like. The sets,

with sensitivity typically in the range of 0.8 microvolts for 20-dB quieting and including an internal nicad pack, were not only shirt-pocket size, they were small enough to fit in the palm of the hand. Their main drawback, common to all such fixed-tuned, crystal-controlled receivers, was the fact that they were just that, *fixed tuned*, meaning that additional (expensive) crystals were required for expanded frequency coverage. For example, in the case of a 12-channel VHF receiver, \$60 worth of crystals at \$5 a shot would be required for full utilization. The same technical developments in frequency synthesis that caused the crystal-controlled HT to go out of favor have had almost the same effect on monitor receivers such as these, as

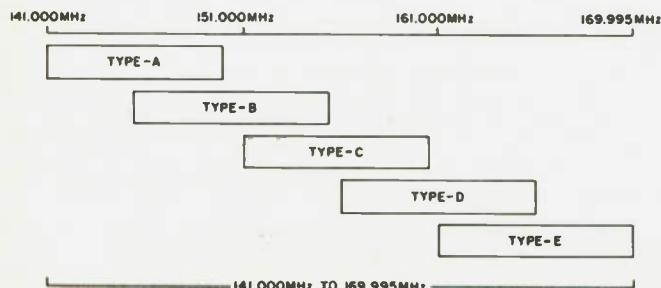


Fig. 1.

well as mass-market police and fire monitor table radios and scanners of the type made by Bearcat, Regency, and Radio Shack.

A recently introduced VHF FM PLL synthesized monitor, the AR-22, manufactured by AOR, Ltd., of Tokyo and sold in the US by Ace Communications, Inc., of Tustin CA, has effectively harnessed the new technology and made practical a wide-range VHF communications receiver in a coat- or shirt-pocket package. The new radio, which is 5 1/4" H x 2 1/2" W x 1" D, weighs but 7.1 oz. (200 grams) with the battery pack installed. The AR-22 is designed specifically for applications where people on the move must reliably monitor transmitted VHF signals, even under adverse conditions. The AOR unit is capable of covering the VHF frequency spectrum from 131.000 MHz to 179.995 MHz and is offered in five discrete ranges emphasizing monitoring requirements of different radio services including amateur, police, government, marine, railroads, etc. As can be seen from a look at Fig. 1, the two receiver configurations of most interest to amateurs are Type A, covering 141.000 to 149.995 MHz, and Type B, covering 146.000 to 154.995 MHz. The maximum frequency coverage of each set is listed as 8.995 MHz with little or no degradation of performance at the band edges.

Designed for FM reception, the radios feature PLL frequency synthesized, dual-conversion superhet circuitry with low-noise CMOS logic to cover the 8.995 MHz range specified, in 5-kHz increments.

The direct frequency readout enables positive



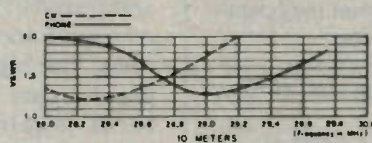
# hy-gain

## For Serious Amateurs Only

### The HQ2, a Broadband Tribander with no compromise.

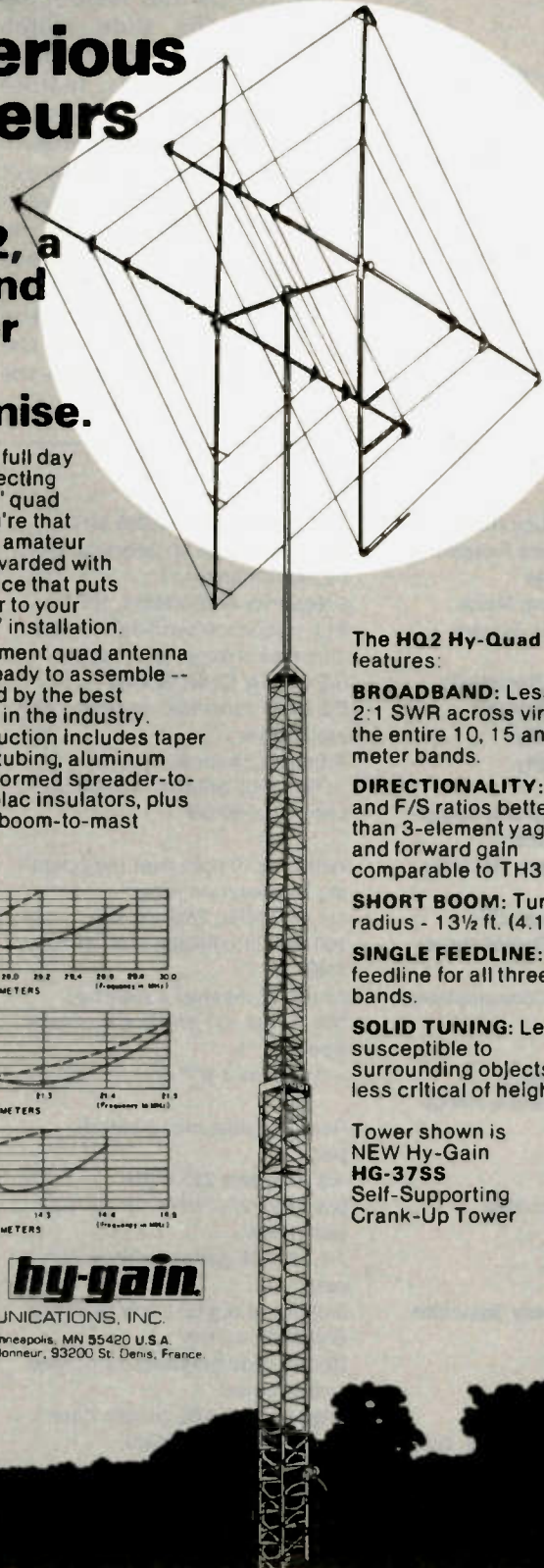
You could spend a full day assembling and erecting this "highly visible" quad antenna. But, if you're that serious about your amateur hobby, you'll be rewarded with antenna performance that puts you one step closer to your dream of an "ideal" installation.

The HQ2 is a 2-element quad antenna in a complete kit, ready to assemble -- designed and tuned by the best antenna engineers in the industry. Heavy-duty construction includes taper swaged aluminum tubing, aluminum stranded wire, die formed spreader-to-boom clamps, cycloc insulators, plus a universal tiltable boom-to-mast clamp.



**TELEX hy-gain**

316 TELEX COMMUNICATIONS, INC.  
8600 Aldrich Ave. So., Minneapolis, MN 55420 U.S.A.  
Europe: 22, rue de la Légion d'Honneur, 93200 St. Denis, France.



The HQ2 Hy-Quad features:

**BROADBAND:** Less than 2:1 SWR across virtually the entire 10, 15 and 20 meter bands.

**DIRECTIONALITY:** F/B and F/S ratios better than 3-element yagis and forward gain comparable to TH3Mk3.

**SHORT BOOM:** Turning radius - 13 1/2 ft. (4.1 m).

**SINGLE FEEDLINE:** One feedline for all three bands.

**SOLID TUNING:** Less susceptible to surrounding objects and less critical of height.

Tower shown is  
**NEW Hy-Gain  
HG-37SS  
Self-Supporting  
Crank-Up Tower**

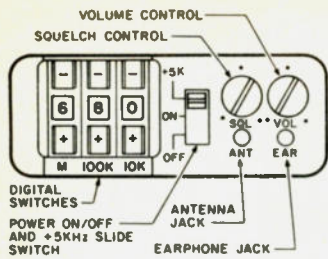


Fig. 2.

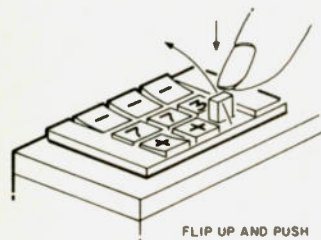


Fig. 3.

frequency control without the battery drain introduced by LEDs or LCDs.

The two most significant digits are factory-programmed. For example, in the Type A (2-meter) receiver, the base is 140.000 MHz; this does not require reprogramming. As indicated in Fig. 2, the third, fourth, and fifth digits are individually controlled and set by the three-section digital thumb-switch on the radio's top panel. The slide switch allows for 5-kHz reception increments—this feature allows the receiver to monitor the exact transmitted frequency or to be set for standby at a predetermined frequency. The receiver is set to the desired frequency using the (+) or (-) flip-up push-button located adjacent to the digit to be changed—the

button is simply flipped up (+ or -), then pushed down to set the desired frequency (see Fig. 3).

The receiver's specs are impressive and are, in fact, comparable to good amateur HTs. Claimed sensitivity is 0.2 microvolts EIA for 12 dB SINAD, with an audio squelch sensitivity of 0.2 microvolts. The radios incorporate what the manufacturer calls "electric stage tuning" for nearly 9-MHz-wide coverage. As such, the input and rf stages of the set are tuned electronically by variable tuning diodes which are inserted into each stage to obtain maximum sensitivity as well as maximum selectivity and out-of-band spurious and image signal rejection. Adjacent channel rejection is spec'd at  $\pm 12.5$  kHz at 60 dB down, while spurious and image attenuation is about 50 dB. Frequency stability is excellent, within  $\pm 10$  ppm (parts per million) over the operating temperature range of  $-10$  degrees C to  $+60$  degrees C.

The physical construction of the little unit is very sturdy. The set is designed and tested to operate under adverse, knockabout conditions. The high-impact ABS plastic case housing protects against physical shock, while the double-sided glass-epoxy printed circuit board ensures a tight ship inside.

Audio output is sufficient, considering the physical size and power limitations imposed. Rated audio output power is 100 mW into an 8-Ohm load at 10% THD (total harmonic distortion); power consumption is but 25 mA with receiver squelched, rising to 100 mA at the rated 100 mW audio output level. The internal battery furnished is a rechargeable 4.9-volt, 225-mAh nicad pack.

For a refreshing change, there are no accessories that must be purchased to achieve acceptable and convenient operation. Included are a wall-type charger for charging the 225-mAh nicad battery pack, the pack itself, standard 7" and mini (4") helical (rubber duck) antennas, a 20" wire lead antenna, and an earphone. The only optional accessories offered by the manufacturer are a leather carrying case and vehicular charger.

The set's full set of specs is given in Fig. 4. How did the little radio perform on the go?

We selected the "B" model, which covers 146.000 to 154.995 MHz, for purchase. This choice allowed us to cover both the populous top 2 MHz of 2 meters, plus a 7-MHz chunk of the adjacent public service and commercial bands, allowing bonus coverage of local police, fire, highway, paging, mobile radiotelephone, and taxicab frequencies. The radio's battery was found fully charged upon receipt (in use it takes about 10 hours to fully charge the radio with the set turned off). The fact that the battery was charged allowed us to check out the radio's performance within a few minutes of unpacking it. When used with the standard-size (7") rubber duck antenna, we found reception to be entirely adequate from medium- to high-level signal sources, actually about equivalent to that expected of the typical amateur HT when using a rubber duck antenna. Reception on the smaller (4") mini-duck was, predictably, not as good, but represented a good space-saving compromise when receiving strong local signals. The 20" wire lead antenna did not seem to offer any improvement in reception over the larger rubber duck.

#### Technical Data

<b>Frequency Range</b>	131.000 MHz to 179.995 MHz
<b>Maximum Frequency Coverage</b>	8.995 MHz with no degradation of performance
<b>Receiving Mode</b>	Frequency Modulation, 16F3
<b>Receiver System</b>	PLL frequency-synthesized dual-conversion superheterodyne
<b>Usable Sensitivity</b>	0.2 $\mu$ V EIA 12 dB SINAD
<b>Audio Squelch Sensitivity</b>	0.2 $\mu$ V at threshold squelch, adjustable
<b>Selectivity</b>	Adjacent channel rejection $\pm 12.5$ kHz greater than 60 dB Less than 50 dB
<b>Spurious and Image Attenuation</b>	
<b>Frequency Stability</b>	Within $\pm 10$ ppm over the operating temperature range
<b>I-f Frequencies</b>	1st 10.7 MHz, 2nd 455 kHz
<b>Audio Output Power</b>	100 mW into 8-Ohm load at 10% THD
<b>Power Consumption</b>	25 mA at receiver squelched 100 mA at 100 mW audio output power $-10^{\circ}$ C to $+60^{\circ}$ C
<b>Operating Temperature Range</b>	
<b>Battery</b>	Rechargeable nicad battery pack, 4.9 volts and 225 mAh
<b>Physical Size</b>	5 1/4" (H) $\times$ 2 1/2" (W) $\times$ 1.0" (D) without knobs
<b>Weight</b>	7.1 oz. (200 grams) with battery pack
<b>Frequency Selection</b>	3 digits of digital push switches and slide switch
<b>PCB</b>	Double-side glass-epoxy printed circuit board
<b>Housing</b>	High-impact ABS plastic case

\*Specifications subject to change without notice.

Fig. 4.

Frequencies were easily and rapidly punched in using the three digital push switches and slide switch (for 5-kHz split-frequency operation). The volume and squelch controls, located behind the earphone and antenna jacks, respectively, on the top of the radio, are very small and were very difficult to operate with the antenna and/or headphone plugs installed. Fortunately, for most purposes, these controls can be set and forgotten except for occasional minor adjustment. Audio quality was excellent and was of more than adequate volume for most applications; there was no trace of case vibration even at high audio levels.

Other than the minor inconvenience caused by the size and placement of the two top-panel controls (volume and squelch), no significant drawbacks were noted in operation. The synthesized feature was found to be very handy, for the same reasons that practically the only HTs sold today are synthesized models. All that seems to be missing is a scan feature, LED or LCD frequency display, and a belt clip—all, perhaps, in the next model. The one real disappointment we noted was in the instructions, which bordered on the unreadable. Fortunately, the radio's operation was straightforward and didn't require resorting to the instructions—usually a last resort, anyway, to most hams! No schematic diagram was supplied.

The little radio fills a real need for an inexpensive, frequency-agile portable monitor receiver; at \$150, it represents a worthwhile investment. For more information, contact Ace Communications, 2832-D Walnut Ave., Tustin CA 92680. Reader Service number 478. ■

# hy-gain<sup>®</sup>

## 18HT Hy-Tower The World's Finest Multiband Vertical

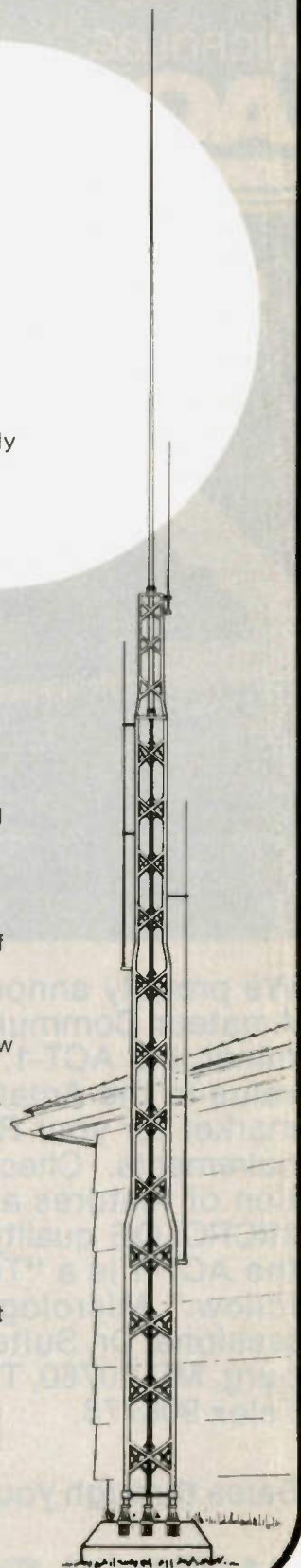
The 18HT Hy-Tower is the only full size, 80 thru 6 meter, automatic band-switching vertical antenna on the market today. A unique stub decoupling system effectively isolates various sections of the antenna to provide a full quarter wavelength antenna on 80 and 40 meters, and a pattern-compressing 5/8 wavelength radiator on 20, 15 and 10 meters. The 24 foot tower section of the antenna, in combination with the decoupling system, achieves excellent bandwidth.

The Hy-Tower, a "low visibility" antenna, takes less than three sq. ft. (2.8 sq. m) of real estate and uses top quality materials and construction. The entire all-band system is fed with a single feedline. Installation and maintenance are simplified by a unique hinged, tilt-over base. Excellent performance can be achieved with a ground system of 6 ground rods at the base of the antenna. Performance can be further optimized with the installation of a buried radial system. 160 meters can be added to the antenna with the installation of a base-loading coil, and an additional kit will be available when the new WARC bands are authorized, adding all three of these new bands to the Hy-Tower.

**BEAM PERFORMANCE**—A system of two or three Hy-Towers can be installed as a phased array, delivering true beam performance on any two adjacent bands. A rotatable beam signal on 40 and 75/80 meters! Imagine what that will do for your transmit and receive signal! We have a complete engineering technical data report on phased verticals. Write for your free copy today.

**TELEX hy-gain**

316 TELEX COMMUNICATIONS, INC.  
9600 Aldrich Ave. So., Minneapolis, MN 55420 U.S.A.  
Europe: 22, rue de la Légion-d'Honneur, 93200 St. Denis, France.



MICROLOG  
**ACT-1**

**\$995\***



We proudly announce our Amateur Communications Terminal, the ACT-1. It's the best value in the Amateur Radio market for your RTTY/CW requirements. Check the combination of features and proven MICROLOG quality. You'll agree, the ACT-1 is a "Tough ACT to follow." Microlog Corp. 4 Professional Dr. Suite 119, Gaithersburg, MD 20760, Tel. 301-948-5307 Telex 908778.

Sales through your local dealer

**MICROLOG**

INNOVATORS IN DIGITAL COMMUNICATION

- SIMPLE DIRECT CONNECTION to your Transceiver.
- COMPLETE SYSTEM, built-in Demodulator & AFSK Modulator with keyboard programmable tone pairs from 500 to 3000 Hz.
- SPLIT-SCREEN operation with keyboard selectable line location
- 1400 character text buffer.
- TEN, 40 CHAR. programmable message memories, plus ID's WRU & SELCALs.
- RANDOM CODE generator & hand key input for practice.
- Baudot 60 to 132 WPM.
- ASCII 110 & 300 baud.
- SYNC-LOCK & NON standard speed ASCII operation from 10 to 200 baud, (slow speed = noise immunity).
- RECORDER INTERFACE for "BRAG-TAPE" or recording off-the-air.
- CODE CONVERTED Printer output in Baudot or ASCII.
- SSTV/GRAPHICS transmit.
- FULL 63 KEY Computer grade keyboard.

\*9" monitor \$199.



electronic mail  
aerospace  
press  
satellite  
training aids  
embassy/diplomatic  
maritime  
government  
emergency/disaster  
meteorological  
oceanographic  
handicapped  
civil defense

CONSIDER THE

# ATR-6800

You know of its reputation in Amateur Radio. But did you know of its world-wide uses in commercial/industrial communications networks? ATR-6800's are communicating over land-lines, via satellite, and on HF/VHF radio links all over the world. They're teaching Morse Code on military bases around the country and operating as TELEX & TWX terminals. We offer engineering expertise for your particular requirement be it Data Encryption, Computerized Training or any special interest. ATR-6800 with 9" video monitor and one plug-in Applications Module . . . \$2495. Companion MX-80 printer . . . \$699. Contact the "REAL-WORLD" at MICROLOG CORP. 4 Professional Drive, Suite 119, Gaithersburg, Md. 20760. TEL: (301) 948-5307. TELEX: 908778. You'll be pleasantly surprised.



<sup>51</sup>  
**MICROLOG**

INNOVATORS IN DIGITAL COMMUNICATION

# Beginner's Guide to Antennas

## — not just for Novices

**F**or a number of years I have been teaching a ham radio licensing class on a more or less regular basis, and as many instructors have found, the class itself is only a start.

As the students receive their licenses, they invariably return with a set of questions which point out the difficulty of translating the knowledge, newly won, into practical use. The following conversation has been repeated dozens of times and is aimed at the universal problem of selecting and erecting an antenna for a new ham station.

**Question:** I just received my license and got a good buy on an allband rig. I am out

of money, don't have much time, and want to get on the air as quickly as possible. What antenna and what bands should I start with?

**Answer:** Put up a 40-meter dipole. This will give you a chance to make a large number of contacts, day or night, weekday or weekend. In addition, you can load it up on 15 and work DX if the sunspot cycle is in a favorable position. See Fig. 1.

**Q.** Can I use insulated wire?

**A.** Sure—as long as you remove the insulation at the point where you connect the feedline. Also, make sure that the wire you select does not stretch. If it does stretch, you will have to keep cutting the wire back to the proper length period-

ically. Your best bet is to buy copper-coated steel wire. The copper gives you good conductivity and the steel core keeps it from stretching.

**Q.** I have a roll of "thin" coax (RG-58 or RG-59). Can I use it instead of buying the more expensive RG-8?

**A.** In the HF ham bands (80 through 10 meters), as long as you have a fairly short feedline run, say, 100 feet or less, you won't notice any difference.

**Q.** Gotcha! We learned that the feedline impedance should be 70 Ohms for a dipole and some of these coax cables have a 50-Ohm impedance. Can I still use them?

**A.** Again, for short runs of feedline in the HF bands, there will be no noticeable difference. The swr might be a tad higher, but this won't make any difference. Just one caution on coax: You can buy some relatively inexpensive coax that was originally sold to indiscriminating and unsuspecting CBers. It normally costs half or 2/3 of the cost of brand-name coax, and as you can guess, there is a good reason for the lower price. Be suspicious. Cut away a short section of the outside insulation and see how much of the inside insulator is covered by braid. If there are large spaces and you can see a good part of the inside insulation, be careful. You may be invit-

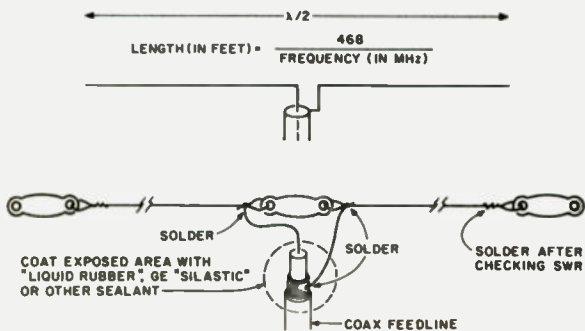


Fig. 1. For 40 meters at 7.125 MHz.  $L = 468/7.125 = 65.68'$ , or  $65' 8''$ .

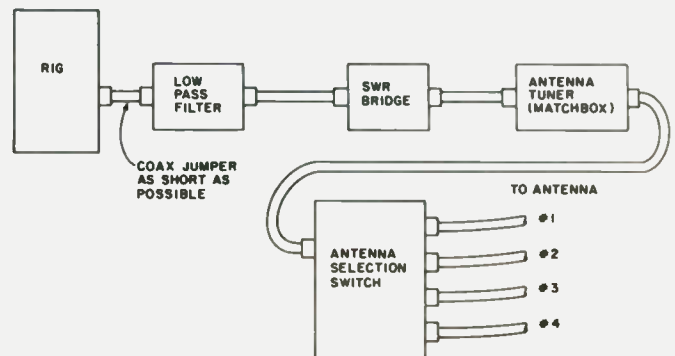


Fig. 2.

ing problems if you decide to use it.

**Q.** But what about the swr? Can I operate with a 2:1 or 2.5:1 swr?

**A.** Well, for many years the most popular ham antennas used an swr of 5:1 or 10:1. These antenna/feedline systems used open-wire line, and the key here is low losses in the feed. If your rig will operate with a high swr, there is no reason to fight to get the swr down to the nice round value of 1:1 as long as the loss in the feedline is low. Again, in the HF bands with short feedline runs, an swr of 3:1 won't affect your signal at all.

**Q.** Will my rig operate with a 3:1 swr?

**A.** Most rigs with tube finals will, as long as you don't keep the key down for long periods. Solid-state finals are a different problem. Most have swr protection, which means they sample the swr and reduce their power if the swr goes too high. Given a choice, I would try for an antenna with a low swr. But if it means spending 5 minutes tuning up every time I QSY (change frequency), I would accept the higher swr in the interest of convenience and extend the life of the finals by not keeping the key down so long tuning.

**Q.** What about antenna tuners? In fact, I have read about tuners (matchboxes), low-pass filters, swr bridges, and coax switches. They are all connected to the rig. In what order do you connect them and why?

**A.** See Fig. 2. Start at the coax jack of the rig and connect the low-pass filter with as short a coax jumper as possible. This means that harmonics will be attenuated before they have a chance to run around long pieces of coax and possibly radiate. Next in line is the

swr bridge, since you are interested in matching the rig to whatever follows. The tuner is the next item, followed by the switch and the antennas themselves. Thus, you select an antenna with the switch, utilize the tuner to make the antenna and feed look like an acceptable load, and monitor the swr (and relative power out) with the bridge.

Incidentally, it might be a good idea to make up a tuning chart for each of the frequencies you use. Write down the frequency, settings of the controls on the rig, settings of antenna tuner controls, and antenna selected. When you want to QSY, simply set all controls as shown on the chart, and then tweak them to get maximum power out and minimum swr. Normally, if you operate all over a band, you don't have to log these settings any more than each 50 or 100 kHz on 80 and 40, every 100 or 200 kHz on 20 and 15, and 500 kHz on 10.

**Q.** I live in a small valley surrounded by hills. Are there any special precautions I should take in selecting an antenna?

**A.** On 80 and 40, a dipole, inverted vee, or longwire will work fine. However, on 20, 15, and 10, you might not want to pick a very high gain beam or quad. A really good beam or quad radiates at a low angle, almost horizontally, and will simply pump your precious rf into the hills. Antennas such as the popular triband beams have to sacrifice some of this low-angle characteristic in order to operate on three bands. As a result, more of the rf is sent up at a slightly higher angle (up to perhaps 40 degrees, or so) and this will probably top the hills around you. Alternately, seriously consider tilting the beam or quad so that it radiates up to clear the hills.

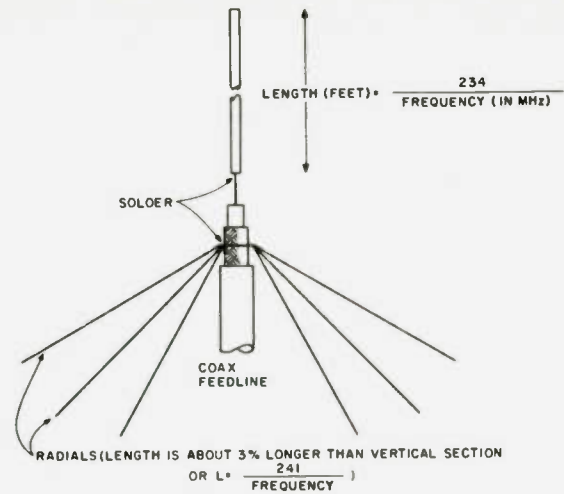


Fig. 3.

**Q.** I can't put up a big antenna. I don't have the space or my XYL/husband or neighbors would object to a big tower. How about one of these vertical antennas? See Fig. 3.

**A.** Verticals, especially full-size verticals, work fine. But they do require radials. Each radial is about a quarter wavelength long, and while you would like over 100 radials, you should have as many as you can put up for each band you will operate. I suggest 2 each as a minimum on 80 and 40, and 4 each as a minimum on 20, 15, and 10.

**Q.** But I thought verticals were good where you don't have much space?

**A.** They will work with only the coax feed acting as a single radial. However, they work much better when you add radials cut to the proper length, and they work best when you have a very large number of radials. Every experienced ham has a story of how he worked DX on a 10' wire hanging out the window. But for the most consistent and best results, verticals need radials, and lots of them.

**Q.** What about mobile whips? Can I mount one on the house and use it? Cars don't have radials.

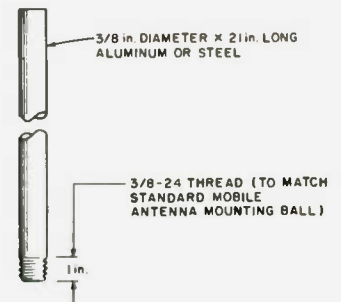


Fig. 4.

**A.** On a car, the metal body is used as the ground plane in place of radials. In addition, this sort of antenna system is from 2% to 15% efficient. The physical limitations of a car make us accept this loss, but you can do much better at home.

**Q.** Speaking of cars, I still have a standard mobile mounting ball on my car that I used to use for my CB antenna. Can I use it for a 2-meter FM rig?

**A.** You will have some loss and you will probably never get the swr down really low, but you have two choices. First, you can buy one of the commercial 2-meter antennas which mount in the standard mobile ball thread. These are 5/8 of a wavelength long but have a loading coil which makes them look like 3/4 of a wavelength. This is an odd number of quarter wavelengths, so the input imped-

# YEAR END HAL'S SALE



**HAL 2304 MHz DOWN CONVERTERS (FREQ. RANGE 2000/2500 MHz)**  
**2304 MODEL #1 KIT BASIC UNIT W/PREAMP LESS HOUSING & FITTINGS** \$49.95  
**2304 MODEL #2 KIT (with preamp)** \$59.95  
**2304 MODEL #3 KIT (with High Gain preamp)** \$69.95

**MODELS 2 & 3 WITH COAX CABLE FITTINGS IN & OUT AND WITH WEATHER-PROOFED DIE CAST HOUSINGS.**  
**FACTORY WIRED & TESTED** \$50 additional  
**BASIC POWER SUPPLY** \$19.95  
**POWER SUPPLY KIT FOR ABOVE WITH CASE** \$24.95  
**FACTORY WIRED & TESTED** \$34.95

**ANTENNAS & OTHER ACCESSORIES AVAILABLE. SEND FOR MORE INFO**  
**COMPLETE KITS:** CONSISTING OF EVERY ESSENTIAL PART NEEDED TO MAKE YOUR COUNTER COMPLETE. **HAL 600A** 7-DIGIT COUNTER WITH FREQUENCY RANGE OF ZERO TO 600 MHz. FEATURES TWO INPUTS: ONE FOR LOW FREQUENCY AND ONE FOR HIGH FREQUENCY. AUTOMATIC ZERO SUPPRESSION. TIME BASE IS 1.0 SEC OR 1 SEC GATE WITH OPTIONAL TO SEC GATE AVAILABLE. ACCURACY ± 001%. UTILIZES 10-MHz CRYSTAL 5 PPM. **COMPLETE KIT \$129**

**HAL-300A** 7-DIGIT COUNTER (SIMILAR TO 600A) WITH FREQUENCY RANGE OF 0-300 MHz. **COMPLETE KIT \$109**

**HAL-50A** 8-DIGIT COUNTER WITH FREQUENCY RANGE OF ZERO TO 50 MHz OR BETTER. AUTOMATIC DECIMAL POINT. ZERO SUPPRESSION UPON DEMAND. FEATURES TWO INPUTS: ONE FOR LOW FREQUENCY INPUT, AND ONE ON PANEL FOR USE WITH ANY INTERNALLY MOUNTED HALTRONIX PRE-SCALER FOR WHICH PROVISIONS HAVE ALREADY BEEN MADE. 1.0 SEC AND 1 SEC TIME GATES. ACCURACY ± 001%. UTILIZES 10-MHz CRYSTAL 5 PPM. **COMPLETE KIT \$109**

**FREE:** HAL-79 CLOCK KIT PLUS AN IN-LINE RF PROBE WITH PURCHASE OF ANY FREQUENCY COUNTER

## PRE-SCALER KITS

**HAL 300 PRE** (Pre-drilled G-10 board and all components) \$14.95  
**HAL 300 A/PRE** (Same as above but with preamp) \$24.95  
**HAL 600 PRE** (Pre-drilled G-10 board and all components) \$29.95  
**HAL 600 A/PRE** (Same as above but with preamp) \$39.95

**NEW!** **HAL-1 GHz PRESCALER**, VHF & UHF INPUT & OUTPUT. DIVIDES BY 1000. OPERATES ON A SINGLE 5 VOLT SUPPLY. **PREBUILT & TESTED \$79.95**

## TOUCH TONE DECODER KIT

HIGHLY STABLE DECODER KIT. COMES WITH 2 SIDED, PLATED THRU AND SOLDER FLOWED G-10 PC BOARD. 7-567's, 2-7402, AND ALL ELECTRONIC COMPONENTS. BOARD MEASURES 3-1/2 x 5-1/2 INCHES. HAS 12 LINES OUT. ONLY \$39.95

**NEW — 16 LINE DELUXE DECODER** \$69.95

**DELUXE 12-BUTTON TOUCHTONE ENCODER KIT** UTILIZING THE NEW ICM 7206 CHIP. PROVIDES BOTH VISUAL AND AUDIO INDICATIONS! COMES WITH ITS OWN TWO-TONE ANODIZED ALUMINUM CABINET. MEASURES ONLY 2-3/4" x 3-3/4". COMPLETE WITH TOUCH-TONE PAD, BOARD, CRYSTAL, CHIP AND ALL NECESSARY COMPONENTS TO FINISH THE KIT. **PRICED AT \$29.95**

**NEW — 16 LINE DELUXE ENCODER** \$39.95

FOR THOSE WHO WISH TO MOUNT THE ENCODER IN A HAND-HELD UNIT, THE PC BOARD MEASURES ONLY 9/16" x 1-3/4". THIS PARTIAL KIT WITH PC BOARD, CRYSTAL, CHIP AND COMPONENTS. **PRICED AT \$14.95**

**ACCUKEYER (KIT)** THIS ACCUKEYER IS A REVISED VERSION OF THE VERY POPULAR WB4VVF ACCUKEYER ORIGINALLY DESCRIBED BY JAMES GARRETT, IN QST MAGAZINE AND THE 1975 RADIO AMATEUR'S HANDBOOK. **\$16.95**

**ACCUKEYER — MEMORY OPTION KIT** PROVIDES A SIMPLE, LOW COST METHOD OF ADDING MEMORY CAPABILITY TO THE WB4VVF ACCUKEYER. WHILE DESIGNED FOR DIRECT ATTACHMENT TO THE ABOVE ACCUKEYER, IT CAN ALSO BE ATTACHED TO ANY STANDARD ACCUKEYER BOARD WITH LITTLE DIFFICULTY. **\$16.95**

**BUY BOTH THE MEMORY AND THE KEYS AND SAVE** COMBINED PRICE ONLY \$32.00

## PRE-AMPLIFIER

**HAL-PA-19 WIDE BAND PRE-AMPLIFIER**, 2-200 MHz BANDWIDTH (-3dB POINTS), 19 dB GAIN. **FULLY ASSEMBLED AND TESTED \$8.95**

**NEW!** **CLOCK KIT — HAL 79 FOUR-DIGIT SPECIAL — \$7.95.** OPERATES ON 12-VOLT AC (NOT SUPPLIED). PROVISIONS FOR DC AND ALARM OPERATION

## 6-DIGIT CLOCK • 12/24 HOUR

COMPLETE KIT CONSISTING OF 2 PC G-10 PRE-DRILLED PC BOARDS, 1 CLOCK CHIP, 6 FND COMM. CATH. READOUTS, 13 TRANS, 3 CAPS, 9 RESISTORS, 5 DIODES, 3 PUSH-BUTTON SWITCHES, POWER TRANSFORMER AND INSTRUCTIONS. DON'T BE FOOLED BY PARTIAL KITS WHERE YOU HAVE TO BUY EVERYTHING EXTRA. **PRICED AT \$12.95**

**CLOCK CASE** AVAILABLE AND WILL FIT ANY ONE OF THE ABOVE CLOCKS. REGULAR PRICE \$6.50 BUT ONLY \$4.50 WHEN BOUGHT WITH CLOCK.

**SIX-DIGIT ALARM CLOCK KIT** FOR HOME, CAMPER, RV, OR FIELD-DAY USE. OPERATES ON 12-VOLT AC OR DC, AND HAS ITS OWN 60-Hz TIME BASE ON THE BOARD. COMPLETE WITH ALL ELECTRONIC COMPONENTS AND TWO-PIECE, PRE-DRILLED PC BOARDS. BOARD SIZE 4" x 3". COMPLETE WITH SPEAKER AND SWITCHES. IF OPERATED ON DC, THERE IS NOTHING MORE TO BUY. **PRICED AT \$16.95**

\*TWELVE-VOLT AC LINE CORD FOR THOSE WHO WISH TO OPERATE THE CLOCK FROM 110-VOLT AC. \$2.50

**SHIPPING INFORMATION** — ORDERS OVER \$20.00 WILL BE SHIPPED POSTPAID EXCEPT ON ITEMS WHERE ADDITIONAL CHARGES ARE REQUESTED. ON ORDERS LESS THAN \$20.00 PLEASE INCLUDE ADDITIONAL \$1.50 FOR HANDLING AND MAILING CHARGES. SEND SASE FOR FREE FLYER.

DISTRIBUTOR FOR  
**Aluma Tower • AP Products**  
 (We have the new Hobby-Blox System)

# HAL-TRONIX

P. O. BOX 1101  
 HAROLD C. NOWLAND SOUTHGATE, MICH. 48195  
 WBZXH PHONE (313) 285-1782

ance is about 60 or 70 Ohms and you can use the old mount and coax feeder. You also can take an aluminum or steel rod, cut to about 20 inches, and thread the lower inch to match the thread in the ball (Fig. 4). You now have a quarter-wave vertical again using the old ball mount and coax feeder.

**Q.** As long as we are salvaging CB antennas, surely on 10 meters I can use the 27-MHz Loudengrabber V that I have mounted on my roof.

**A.** You probably can use it on 10 with an antenna tuner, but it might be less efficient than simply replacing it with a 10-meter vertical. If you want to try an experiment, connect it to your 2-meter FM rig. It might make a real nice (and quick) vertical for 2m. But don't try this unless your 2-meter rig has swr protection in

case the swr turns out to be very high.

**Q.** One final question: I have a wire which I used to listen to the ham bands before I got my license. It runs out the window, over the roof, under the apple tree, and about 10' above the ground around the garage. If I use an antenna tuner, can I make do with this wire?

**A.** We would all like 90' towers and large array antennas. Most hams have to make do with what they have without structural steel work. Sure, you can use the wire, as long as it is high enough so no one can touch it while you are transmitting. Generally, you want any antenna to be as high and in the clear as possible. But if you can only run a short wire, use it. It will work and you will have many hours of good contacts. ■

## Interested In DX?

Dick Bash says you need THE COMPLETE IDIOT'S GUIDE TO DX (by Stu Gregg, NF4Z) if:

- ... you think IRC means International Red Cross
- ... you're still working on your DXCC
- ... you think WAC means a female army person
- ... you're not a BIG GUN (yet)
- ... you think the 'BUREAU' is where you put your socks



The Idiot's Guide pulls no punches and doesn't 'snow' you with nonessentials, but it does unlock some DXers' secrets; for example: How to QSL, What to say, Where to place your antenna, How much power to use, Whose awards can you get, Why and When to use SSB or CW, and much more... things that you need to know, and information that Honor Roll members had to learn the hard way.

Dozens of DXers have been interviewed and their suggestions have been included here. Take a tip from the "Big Guns" and use their secrets and tricks.

THE COMPLETE IDIOT'S GUIDE TO DX is available at dealers nationwide for only \$12.95, but if you can't stand to wait, rush Dick \$14.45 (which will cover First Class postage). If you live in California, please include 84¢ for Sales Tax. Telephone orders accepted 10 AM-6 PM California time.

### BASH EDUCATIONAL SERVICES, INC.

P.O. Box 2115  
 San Leandro, California 94577  
 (415)352-5420



# ICOM

## You pay LESS at AES... just Call TOLL FREE 1-800-558-0411 - ask for our DISCOUNT DESK

### SAVE \$200



**IC-720A** Digital HF Transceiver. 9 HF Ham bands, receives 1 to 30 Mhz 100w output, cont. LED readout, 2 VFO's, AM, CW, SSB & RTTY filters. PBT, RIT, VOX, semi break-in, blanker & processor. 13.5v/20A 4 1/2" h x 9 3/4" w x 12 1/2" d, 17 lbs. [Reg. \$1349]... **NOW \$1149.00**

FL-32 500Hz CW filter ..... 59.50  
FL-34 5.2 KHz AM filter ..... 49.50

- Accessories for 720/730**
- PS-15 Power supply (Reg. \$149) ..... **NOW \$134.95**
  - PS-20 20A power supply (Reg. \$229) ..... **NOW 199.95**
  - Adaptor cable - PS-20 to 720/730 ..... 10.00
  - CF-1 Cooling fan - PS-15/20 ..... 45.00
  - EX-144 Adaptor for CF-1 on PS-15 ..... 6.50
  - MMB Mobile mount ..... 19.50
  - Phone patch - specify radio (Reg. 139) ..... **NOW 129.95**
  - SP-3 base station speaker ..... 49.50
  - SM-5 Electret desk microphone ..... 39.00
  - AH1 Mobile ant./tuner (Reg. \$289) ..... **NOW 259.95**
  - AT-100 100w auto. tuner (Reg. \$349) ..... **NOW 314.95**
  - AT-500 500w auto. tuner (Reg. \$449) ..... **NOW 399.95**



**IC-2KL** 160-15m (WARC) solid-state linear. 500 watts output. With AC supply (Reg. \$1795) ..... **NOW \$1395.00**

10 Meter Modification Kit ..... 15.00



**IC-290A** All Mode 2m mobile for 143.8-148.199 Mhz. 1/10 watts, RIT, prog. offsets, 5 memories, 2 VFOs, 2 scanning systems, SSB squelch, priority channel, sidetone, blanker, memory retention provision, T/T mic. 6 1/2" w x 2 1/2" h x 8 3/4" d (Reg. \$549) ..... **NOW \$489.95**

**IC-22U** The 800 channel synthesized successor to the famous IC-22S. Frequency selection by a pushbutton. 1/10 watts Microphone, mount, & DC cord. 6 1/2" w x 2 1/2" h x 8 1/2" d, 3 1/2 lbs. (Reg. \$299) ..... **NOW \$269.95**

EX-199 Remote frequency selector ..... 35.00

**IC-25A** Compact, 25w 2 meter rig. 5 memories 2 VFOs, priority channel, 2 scanning systems, automatic scan resume, provision for memory backup. With T/T mic. 2" h x 5 1/2" w x 7" d. (Reg. \$349) ..... **NOW \$319.95**

### SAVE \$100



**IC-730** Solid-state 80-10m (WARC) HF Transceiver. 200w PEP input 2 VFOs, 8 freq. memory. IF shift with PBT optional. UP/DN tuning with optional mic. 9 1/2" h x 3 1/2" w x 10 1/2" d, 10 lbs. (Reg. \$829) ..... **NOW \$729.00**

FL-30 SSB filter (passband tuning) ..... 59.50  
FL-44 455 KHz SSB filter (Reg. \$159) ..... **NOW 144.95**  
FL-45 500 Hz CW filter ..... 59.50  
EX-195 Marker unit ..... 39.00  
EX-202 LDA interface; 730/2KL/AH-1 ..... 27.50  
EX-203 150 Hz CW audio filter ..... 39.00  
EX-205 Transverter switching unit ..... 29.00  
HM-10 Scanning microphone ..... 39.50



**IC-251A** Microprocessor controlled 2 meter All-mode Transceiver for 143.8-148.1999 Mhz. 7 digit display. 10 watts, 3 memories, mem. scan & programmable band scan. 600 KHz offsets, variable splits with two built-in VFO's, 13.8vdc or 117vac. w/ampl. hand mic. 4 1/2" h x 9 3/4" w x 10 1/2" d, 11 lbs (Reg. \$749) ..... **NOW \$669.95**

**IC-451A** UHF All Mode Transceiver for OSCAR mode B or J & simplex. For 430-440 or 440-450 MHz. Features similar to the IC-251A (Reg. \$899) ..... **NOW \$799.95**

IC-AG1 UHF Preamp (Reg. \$89) ..... **NOW \$79.95**

**IC-551** All mode 6m transceiver for 50-53.999 MHz. 6 digit display, 10 watts, 3 memory channels w/variable scan, 2 VFO's & blanker. 13.8vdc & 117vac 4 1/2" h x 9 3/4" w x 10 1/2" d, 14 lbs (Reg. \$479) ..... **NOW \$388.95**

EX-106 FM adaptor (Reg. \$125) ..... **NOW 112.95**  
EX-107 VOX unit (Reg. \$55) ..... **NOW 49.95**  
EX-108 PB tune/RF proc. (Reg. \$105) ..... **NOW 94.95**

**IC-5510** same as 551 but 80 watts. EX-107 & EX-108 built-in. 13.8vdc @ 18A (Reg. \$699) ..... **NOW 568.95**

PS-20 AC power supply (Reg. \$229) ..... **NOW 199.95**  
CF-1 Cooling fan for PS-20 ..... 45.00  
EX-106 FM adaptor (Reg. \$125) ..... **NOW 112.95**

**IC-560** 6 meter SSB, FM & CW Mobile Transceiver LED readout. 10 watts, 3 memories, memory scan & prog. band scan. 600 KHz offsets, 2 VFOs. 13.8 VDC @ 3.5A. Microphone & mount (Reg. \$489) ..... **NOW \$439.95**



### SAVE \$30



**IC-2AT** Synthesized 2m FM Hand-held with built-in T/T pad. 800 channels in 5 KHz steps. 144-147.995 selected by thumb wheels & +5 KHz upshift switch. +600 KHz offsets. With BP-3 250 ma nicad pack output is 15 LOW or 1.5w HIGH. Optional packs for larger capacity or higher power. Supplied with 250 ma nicad pack, wall charger, flexible antenna, belt clip, strap, earphone and plugs. Model IC-2A does not have built-in T/T pad. 6 1/2" h x 2 6/8" w x 1 1/4" d, 1 lb.

Regular SPECIAL!

- IC-2AT HT w/TTP, nicad & chgr ..... \$269.50 **\$239.50**
  - IC-2A 2m HT w/nicad & wall chgr ..... \$239.50 **214.50**
  - ML-1 2.3/10w 2m mobile linear ..... 89.00 **79.95**
  - IC-3AT 220 HT/TTP, nicad & chgr ..... 299.95 **269.95**
  - IC-3A 220 HT/nicad & charger ..... 269.95 **249.95**
  - BC-25U Extra wall charger ..... 12.50
  - BC-30 Drop-in charger for BP-2.3 & 5 ..... 69.00
  - BP-2 450 ma, 7.2v nicad pk. 1W output ..... 39.50
  - BP-3 Extra 250 ma nicad pk. 1.5W output ..... 29.50
  - BP-4 Alkaline battery case ..... 12.50
  - BP-5 450 ma, 10.8v nicad pk. 2.3W output ..... 49.50
  - CP-1 Cig lighter plug & cord (BP-3) ..... 9.50
  - DC-1 DC operation module ..... 17.50
  - HM-9 Speaker/microphone ..... 34.50
  - Leather case (specify radio) ..... 34.95
  - FA-2 Flexible antenna for 2A, 2AT (BNC) ..... 10.00
  - 2A-TTN TT pad for 2A ..... 39.50
  - 3A-TTN TT pad for 3A ..... 39.50
- \*BC-30 required to charge BP-2 & BP-5

**IC-202S** 2 meter portable SSB Transceiver. 3W PEP output. Uses regular "C" cells, optional Nicad pack & charger or IC-3PS AC supply/speaker. With hand mic, whip antenna and strap (Reg. \$279) ..... **NOW \$249.95**

IC-20L 2m, 10w ampl. (Reg. \$98) ..... **NOW 89.95**

**IC-402** 432 Mhz portable SSB Transceiver. Features same as IC-202S above (Reg. \$389) ..... **NOW \$349.95**

IC-30L 10w, 432 amp (Reg. \$105) ..... **NOW 94.95**

IC-502A 6m SSB port. (Reg. \$239) ..... **NOW 214.95**

IC-3PE 3A ps/speaker (Reg. \$95) ..... **NOW 89.95**

IC-3PS ps/spkr - ports. (Reg. \$95) ..... **NOW 89.95**

SP4 Remote speaker for portables ..... 24.95

- Accessories:**
- HM-3 Deluxe mobile microphone ..... \$17.50
  - HM-5 3 Or 4 pin Noise canx microphone ..... 34.50
  - HM-7 8-pin amplified hand microphone ..... 29.00
  - HM-8 8-pin T/T microphone ..... 49.50
  - HM-10 Scanning microphone ..... 39.50
  - SM-2 4-pin electret desk microphone ..... 39.00
  - SM-5 8-pin electret desk microphone ..... 39.00
  - HP-1 Headphones ..... 34.50

**AES Store Hours: Mon, Tue, Wed & Fri 9-5:30; Thurs 9-8; Sat 9-3**  
(Las Vegas & Clearwater stores NOT open Thursday evenings)

**E-X-P-A-N-D-E-D WATS PHONE HOURS**  
Our Milwaukee Headquarters will answer the Nationwide WATS line 1-800-558-0411 until 8 pm (Milwaukee time) Monday thru Thursday.

**New AES Branch Store - Clearwater, FL**  
1898 Drew St. Phone (813) 461-4267

## Call Toll Free: 1-800-558-0411

In Wisconsin (outside Milwaukee Metro Area) 1-800-242-5195

# AMATEUR ELECTRONIC SUPPLY<sup>®</sup> Inc.

4828 W. Fond du Lac Avenue; Milwaukee, WI 53216 - Phone (414) 442-4200

### AES BRANCH STORES

WICKLIFFE, Ohio 44092  
28940 Euclid Avenue  
Phone (216) 585-7388  
Ohio Wats 1-800-362-0290  
Outside Ohio 1-800-321-3594

ORLANDO Florida 32803  
621 Commonwealth Ave.  
Phone (305) 894-3238  
Fla. Wats 1-800-432-9424  
Outside Fla. 1-800-327-1917

LAS VEGAS, Nevada 89106  
1072 N. Rancho Drive  
Phone (702) 647-3114  
Pete, WA8PZA & Squeak, AD7K  
Outside Nev. 1-800-634-6227

### ASSOCIATE STORE


ERICKSON COMMUNICATIONS  
CHICAGO, Illinois 60630  
5456 N. Milwaukee Avenue  
Phone (312) 631-5181  
Outside ILL. 1-800-621-5802




# Radio World



THE NORTHEAST'S LARGEST FULL LINE AMATEUR DEALER



AEA MM-1



KENWOOD TS830S



TEN-TEC 580



COLLINS KWM-380



ICOM IC-720



YAESU FT707



ROBOT 800



DRAKE TR7-DR7

## ORDER TOLL FREE 1-800-448-9338

FEATURING: Kenwood, Yaesu, Icom, Drake, Ten-Tec, Cubic, Dentron, Alpha, Robot, AEA, Telrex, Astron, Avanti, Belden, CES, Daiwa, J.W. Miller, Panasonic, B&W, Mirage, Vibroplex, Bencher, Info-Tech, Universal Towers, Callbook, ARRL, Astatic, Shure, Tempo, VoCom, KLM, Hy-Gain, Larsen, Cushcraft, Hustler, Mini-Products, Bird, CDE, Rohn, Alliance, MFJ, Bearcat, Telex, Nye, Palomar Eng., Kantronics, Hayden, Ameco, Collins.

We provide factory authorized warranty service for most major lines of equipment, and after-warranty service on all other brands. Write or call for a quote. **You Won't Be Disappointed.**

We are just a few minutes off the NYS Thruway (I-90) Exit 32



ONEIDA COUNTY AIRPORT TERMINAL BUILDING  
ORISKANY, NEW YORK 13424

N. Y. Res. Call (315) 736-0184

Warren - K2IXN  
Bob - WA2MSH  
Al - WA2MSI

## ASSOCIATED RADIO

## 913-381-5900

B012 CONSER BOX 4327  
OVERLAND PARK, KANSAS 66204

# BUY—SELL—TRADE

All Brands New & Reconditioned



We Want to DEAL—Call Us—We'll Do It Your Way.  
**WE'RE #1**



NOTE: SEND \$1.00 FOR OUR CURRENT CATALOG OF NEW AND RECONDITIONED EQUIPMENT.

★ ALSO WE PERIODICALLY PUBLISH A LIST OF UNSERVICED EQUIPMENT AT GREAT SAVINGS.  
A BONANZA FOR THE EXPERIENCED OPERATOR.

TO OBTAIN THE NEXT UNSERVICED BARGAIN LIST SEND A SELF ADDRESSED STAMPED ENVELOPE

**CABLE TV  
UHF UP CONVERTER**  
\$44.95 . . . (Reg. \$59.95)  
(shipping \$3.25)



**MICROVERTER VUC-36**

Converts Mid and Superband Signals to UHF Channels 43 to 83. Allows all sets to tune without costly separate selector boxes. \*Rated #1. Accessory kit available for \$2.00, consisting of matching transformer plus 2 jumper cables.

**Other 75 ohm Cable Supplies:**

- 2-way Cable Switch . . . . . \$4.95
- F59A Connectors . . . . . 10/\$2.15
- MT6UVFM Back of Set XFMR. . . . . \$2.39
- 2-way Splitter . . . . . \$2.79
- 4-way Splitter . . . . . \$4.39
- F81 "F" Barrel . . . . . \$ .48
- RG-59/U Coax 100% Foil . . . . . \$ .10/ft
- Inline Grounding Block . . . . . \$1.89
- Outdoor Matching XFMR. . . . . \$2.25
- Indoor Matching XFMR. . . . . \$1.25
- F61 Chassis Mt. Female . . . . . \$ .48

Parts shipping add 10%, \$1.50 minimum.  
COD add \$1.50. Fla. Res. add 4%.

**NEMAL ELECTRONICS**

5685 SW 80th Street, Miami, FL 33143  
Telephone: (305) 661-5534 ✓412

Introducing  
**NOVAX**  
MOBILE CONNECTION

✓21 YOUR OWN  
AUTOPATCH FOR  
SIMPLEX OPERATION



ONLY  
**\$149.95** KIT

Wired and Fully Tested  
\$199.95

Shipping \$3.50 in U.S.A.  
N.Y.S. Residents Add  
4% Sales Tax

NOVAX interfaces your standard 2 meter; 220; 450; etc. base station and DTMF telephone, using a high speed scan switching technique so that you can direct dial from your automobile or with the HT from the backyard or poolside—automatically.

- SMALL SIZE—(5" x 6" x 2")
- EASY INTERFACING with radio auto & squelch circuit
- STATE OF THE ART CIRCUITRY 12–16 V.D.C.
- SINGLE DIGIT CONTROL (connect and disconnect)
- ADJUSTABLE ACTIVITY TIMER (clears out if mobile is out of range)
- 3 MIN. CALL DURATION TIMER

TO ORDER—SEND check—money order (MasterCard or Visa accepted) to: R. W. D. Inc., Oriskany, N.Y. 13424 or call 315-736-3087

**HOLIDAY SPECIAL**

COMPLETE - ASSEMBLED AND TESTED - READY TO INSTALL NOT A KIT  
AMATEUR TELEVISION MICROWAVE DOWNCONVERTER

50+ dB SYSTEM GAIN  
TUNES 2.1 GHz. - 2.4 GHz.  
PREAMPLIFIER 20+ dB GAIN @ 2.5 dB NF  
OUTPUT TUNES TV CHANNELS 2 TO 5  
OUTPUT IMPEDANCE 75 OR 300 OHMS  
FULL YEAR WARRANTY  
PERFORMANCE GUARANTEED OR  
YOUR MONEY REFUNDED

**\$179.95** EA.

INCLUDING SHIPPING (U.P.S.)  
TWO FOR \$345.00 - DEC. 1981 ONLY

VISA AND MASTERCARD ACCEPTED

**CALL (804) 489-2156**

AVAILABLE SEPARATELY - FULLY ASSEMBLED AND TESTED  
10+ dB PREAMPLIFIER \$49.95, SLOTTED WAVEGUIDE ANTENNA (15+ dB GAIN) \$29.95, POWER SUPPLY \$34.95

**EXTRA • PLESSEY - AVANTEK • EXTRA**

WE NOW STOCK PLESSEY 1600 SERIES ICS

AVANTEK GPD SERIES AMPLIFIERS(GPD 401, GPD 402, GPD 403) - 12-14 dB GAIN 5 - 500 MHZ. SPECIAL \$25.00 ea.

AVANTEK VTO OSCILLATORS \$130.00 EA. CIRCUIT BOARDS FOR GPD 400 SERIES AMPS \$ 2.00 ea.

VIRGINIA RESIDENTS PLEASE ADD 4% STATE SALES TAX -- ADD \$1.00 PER ORDER FOR SHIPPING



**ELECTRONIC HOBBY INNOVATIONS**

✓447

7510 GRANBY STREET SUITE 207 NORFOLK, VIRGINIA 23505 (804) 489-2156

## ★ YOU ASKED FOR IT ★

A COMPLETE REPEATER STARRING  
THE MARK 3C SUPERCONTROLLER



ALL the unique features which make Mark 3C the acclaimed leader in repeater control —

- Autopatch
- Reverse patch
- Autodial
- 40 Functions
- 13 Morse messages
- Custom tail messages
- Digital tone decoding
- Microprocessor control

MARK 3-C CONTROLLER \$1095

Call or write for specifications

**MICRO CONTROL SPECIALTIES (617) 372-3442**  
23 Elm Park, Groveland, Ma. 01834

✓ 49

AND NOW, even the repeater is built in —

- Receiver sens. 0.25 UV
- Super crisp audio
- Transmitter output 2W

PLUS options —

- Power amplifiers (pick your level)
- Sub-audible tone
- Control receivers

MARK 3CR REPEATER  
144-220 \$1645.

# CALL TOLL FREE

## 1-800-238-6168

In TN. call 901-683-9125

## MEMPHIS AMATEUR ELECTRONICS

(Formerly-Germantown-Sere-Rose)

Authorized Dealer for: Kenwood, Yaesu, Icom,  
Deake, Mirage, AEA Info-Tech, Ten-Tec, MFJ, Cubic,  
and B&M

MON-FRI 9:00—5:00

SAT 9:00—12:00

✓ 139

Write: 1465 Wells Stat. Rd., Memphis, Tn. 38108

# MBA READER™ A NAME YOU SHOULD KNOW



What does MBA mean? It stands for Morse-Baudot and ASCII. What does the MBA Reader do? The RO model (reader only) uses a 32 character alphanumeric vacuum fluorescent display and takes cw or tty audio from a receiver or tape recorder and visually presents it on the display.

The copy moves from right to left across the screen, much like the Times Square reader board. Is the AEA model MBA Reader different from other readers? It certainly is! It is the first to give the user 32 characters of copy (without a CRT), up to five words at one time. It can copy cw up to 99 wpm and Baudot at 60-67-75 and 100 wpm. Speeds in the ASCII mode are 110 and hand typed 300

baud. The expanded display allows easy copy even during high speed reception.

The AEA model MBA has an exclusive automatic speed tracking feature. If you are copying a signal at 3-5 wpm and tune to a new signal at 90 wpm, the MBA catches the increased speed without loss of copy.

The MBA Reader allows a visual display of your fist and improves your code proficiency. It is compact in size, and has an easily read vacuum fluorescent display.

The Reader operates from an external 12 VDC source. This allows for portable/mobile or fixed operation.

Check the AEA model MBA Reader at your favorite dealer and see all the features in this new equipment. If your dealer cannot supply you, contact

**Advanced Electronic Applications, Inc.**  
P.O. Box 2160, Lynnwood, WA 98036 Call 206/775-7373

Prices and specifications subject to change without notice or obligation

## AEA Brings you the Breakthrough!



# HENRY RADIO

## ...the oldest and still the best

It all began for Henry Radio in 1927. In 1981 we're still going strong. Now, more than ever before, we feel able to provide you with the world's finest and broadest line of amateur radio equipment. Whether you live in California, across the country or even across an ocean, Henry Radio still provides the most complete "one-stop" shopping center for your radio equipment needs.

*Brand New*



### The FT-ONE

Yaesu's top engineering team is proud to unveil the transceiver they "always wanted to design", a revolutionary blend of computer and RF technology.

Full coverage, all-mode, fully synthesized, ten digital VFO's with memory, full CW break-in, plus many elite class performance features. . . everything built in.



### TR7

Drake's top of the line solid state continuous coverage synthesized HF system. Offers advanced high performance transceiver design, true passband tuning, unique independent receiver selectivity and many, many more worthwhile features.



### ICOM'S BEST. . . the IC-720A

A full featured solid state HF transceiver offering passband tuning, digital display of mode/VFO and frequency, 9 band Tx/Rx (new WARC bands included) and 2 VFO's built in.

All the benefits that have made Henry famous around the world are still here for you.

- Large stocks of the finest amateur equipment.
- Generous cash discounts offer you low, low prices.
- Trade allowances for your old equipment.
- Expert technical and service staff.
- Fifty years of responsible merchandising so you can be sure you will get what you pay for.

Let us know how we can help you.

*Of course, we stock the full line of Drake, Icom, Kenwood, Yaesu, Cubic, Bird, Collins and Tempo products as well as many other fine names. Need an antenna, mast, accessories of any kind? Try us . . . we have a huge inventory.*

*Henry Radio also offers the 4K-Ultra and the 3K Classic/X superb high power HF amplifiers plus a broad line of commercial FCC type accepted VHF and UHF hand helds and amplifiers for two way FM communications.*



# Henry Radio

2050 S. Bundy Dr., Los Angeles, CA 90025 (213) 820-1234  
 931 N. Euclid, Anaheim, CA 92801 (714) 772-9200  
 Butler, Missouri 64730 (816) 679-3127


TOLL FREE ORDER NUMBER: (800) 421-6631

For all states except California  
 Calif. residents please call collect on our regular numbers



### KENWOOD'S

"top notch" HF transceiver. . . the TS-830S. Every conceivable operating feature built in. Combines a high dynamic range with variable bandwidth tuning, IF shift, an IF notch filter . . . plus much more.



### 2K CLASSIC

The 2K Classic linear amplifier. . . the culmination of years of experience in developing and manufacturing the 2K series, will loaf along at full legal power. Features heavy duty, top quality components and rugged construction.



### TEMPO S-5

A thoroughly field tested, simple to operate fully synthesized hand held. The S-5 is extremely reliable and ruggedly built, assuring a long life of hard use. Provides 5 watts output (or 1 watt switchable) in the 144 to 148 MHz range.

# The Daiwa Infrared Wireless Microphone

## — is the mike cable obsolete?

Dave Ingram K4TWJ  
Eastwood Village #1201 South  
Route 11, Box 499  
Birmingham AL 35210

If you're still fumbling with microphone cables that get entangled in auto steering wheels and gear-shift levers or continuously drag papers off the home station desk, Daiwa Industries has a new item worthy of investigation—a cordless infrared microphone. Reflecting shades of both Star Trek and James Bond, the infrared mike adds a refreshing freedom to "confined" activities in both mobile and home setups (although the system is primarily designed for mobile operation). While this little gem might be considered by some to be of questionable utility, I found it one of the most logical and useful items available in many moons. The only problem I've encountered is deciding which rig should be connected to the infrared mike system. Imagine being able to move around your home desk or in your auto while using a small mike clipped to your shirt front or pocket, and you'll surely agree the mobility

of a cordless mike opens many new possibilities for enjoyment of your radio equipment.

### How It Works

The Daiwa infrared mike system is composed of 3 items: the microphone, the infrared beam sensor, and the control unit. Activating the microphone's push-to-talk switches on the mike's circuitry and the infrared-emitting LEDs which carry information to the small sensor unit. Output from the sensor goes to the processor unit, which connects to the rig's microphone input.

The infrared ray is not directly visible, indicating operation in the mid- to far-infrared range of approximately 2 to 15 microns (a micron is one-millionth of a meter). I suspect the sensor unit's front cover also acts as a tuned filter for the specific infrared range used, since cigarette light, match or flame flicker, flashing LED readouts, etc., are completely ignored by the sensor. Some elaborate ray-modulation tricks may also be employed, but a schematic diagram wasn't available for studying the system when my early unit was acquired.

Only three connections are required for the system, and it's ready for use. First, 12 volts dc is applied to the controller; second, the sensor is plugged into the controller; third, the controller's output is plugged into the station's transceiver. The system is shipped with a 4-pin connector wired for Kenwood rigs, but it can be quickly rewired or replaced as necessary. A drop-in charger for maintaining the mike's small internal battery is included in the controller unit's left side, while audio processing circuitry is located in the unit's right side.

The charger's operation is fully automatic with a single LED indicating functions. The LED illuminates when the mike's depleted battery is being charged. The LED begins flickering approximately one time per second when the battery approaches full charge, and it extinguishes completely when the battery reaches full charge. Since the charger then switches off, the mike can be left in its socket until the next time it's needed. This means that in a mobile installation, the mike can be left in the controller's case

overnight for worry-free recharging and storage.

The infrared mike's effective working range is between 3 and 5 feet, as measured from LEDs to sensor. This distance is substantially more than necessary for mobile installations, since the sensor's suggested mounting place is above the windshield's indoor rear-view mirror. Audio quality of the infrared mike is extremely good; my unit actually sounds better than the factory mikes supplied with the rigs with which it's used (Kenwood, Yaesu, and Comtronix). Each time the infrared mike's push-to-talk switch is keyed, a piezoelectric beeper in the controller chirps softly to indicate proper operation of the system.

### Using the Infrared Mike

Since this "liberated microphone" doesn't reflect the common sensation of being in direct-wired contact with its associated transceiver, we suggest initially using it with the home setup or a small audio amplifier before using it mobile. This will allow you to become familiar with mike sensitivity, maximum sensor-to-mike working range, etc. I used the transmitter

**QUALITY parts at DISCOUNT PRICES!**

**4PDT PRINTED CIRCUIT 12 VDC**  
14 pin style  
3 amp contacts  
BRAND NEW  
P.C. Mount  
\$2.75 EA.

**KEY SWITCH**  
S.P.S.T.  
RATED 4 AMPS  
125 VOLTS  
\$3.50 EA.

**MINI SIZE BUZZERS**  
1 1/2 to 3 volts 75¢ ea  
WITH WIRE LEADS  
1 1/2 to 3 volts 75¢ ea  
WITH PIN TERMINALS  
3 to 7 volts  
WITH PIN TERMINALS  
75¢ each

**DPDT RELAY AROMAT 12 VDC**  
HL2-P-DC 12VDC  
compact size  
10 amp contacts  
P.C. mount  
\$3.00 each

**4PDT RELAY**  
14 pin style  
3 amp contacts  
24 volt d.c. or  
120 volt a.c. coil  
Used but fully tested  
\$1.70 EACH

**COMPUTER GRADE CAPACITOR**  
1,700 mfd. 150VDC  
2 1/2" DIA X 3 3/4" \$2.00  
3,600 mfd.  
40VDC \$1.00  
1 3/8" DIA. X 3 1/4" HIGH  
6,400 mfd. 60VDC \$2.50  
1 3/8" DIA. X 4 1/4" HIGH  
11,500 mfd. 18VDC \$1.50  
1 3/8" DIA. X 2 1/2" HIGH  
20,000 mfd. 25VDC  
2" DIA. X 2 1/2" HIGH \$2.00  
22,000 mfd. 25VDC  
2" DIA. X 2 1/2" HIGH \$2.50  
22,000 mfd. 40VDC  
2" DIA. X 6" HIGH \$3.00  
45,000 mfd. 25VDC  
2" DIA. X 4" HIGH \$3.50  
52,000 mfd. 15VDC  
2" DIA. X 4 1/2" HIGH \$3.00  
72,000 mfd. 15VDC  
2" DIA. X 4" HIGH \$3.50  
CLAMPS TO FIT CAPACITORS 50¢ EA.

**TRANSFORMERS**  
120 volt primaries

6 VOLTS at 150 mA \$1.25  
12 V.C.T. at 500 mA \$2.50  
16.5 V. at 3 AMPS \$6.50  
18 VOLTS at 1 AMP \$4.50  
25.2 VCT at 2.8 AMP \$5.50

**440/220 TO 110 VOLT TRANSFORMER**  
SOLA # HTIBZ100  
440 or 220 volts  
to 110 volts  
Rated 100 VA  
\$15.00

**SEND FOR OUR NEW Free! 40 PAGE CATALOG Free!**

**TYPE N CONNECTOR**  
KINGS UG526 B/U  
FITS RG55, RG58,  
RG141, RG142, RG223  
SOLDER TYPE  
\$1.75 EACH  
10 for \$18.00

**L.E.D.'s**  
STANDARD JUMBO DIFFUSED

RED 10 FOR \$1.50  
GREEN 10 FOR \$2.00  
YELLOW 10 FOR \$2.00

**FLASHER LED**  
5 VOLT OPERATION  
JUMBO SIZE  
2 FOR \$1.70

**BI POLAR LED**  
2 FOR \$1.70

**SUB MINI LED**  
.079" X .098"  
20 mA at 1.75v  
10 FOR \$1.00  
200 FOR \$18.00  
QUANTITY PRICES AVAILABLE

**RFI LINE FILTER**  
for line to line  
& line to ground  
noise suppression  
CORCOM # 10K6  
Rated: 10 amp  
115/250v 50-400hz  
\$3.75 ea. 10 for \$35.00

**BI POLAR LED**  
2 FOR \$1.70

**SUB MINI LED**  
2 FOR \$1.70

**SUPER SMALL PHOTO-FLASH**  
170 MFD 330 VOLT  
1 1/4" x 7/8"  
2 for \$1.50  
10 for \$7.00

**750 MFD 330 V PHOTO FLASH**  
2" HIGH X  
1 1/4" DIA.  
\$1.25 EACH  
10 FOR \$11.00

**RECHARGEABLE SEALED LEAD-ACID BATTERIES**

6 VOLTS 6 AMP/HR  
3 1/2" X 2 X 4 1/2" IN.  
\$10.00

6 VOLTS 7 1/2 AMP/HR  
4 1/2" X 2 X 4 1/2" IN.  
\$12.50

**MF 901**  
\$3.00 EA.

**10 MEG POTS**  
4 for \$1.00  
10 for \$2.00  
100 for \$15.00

**BUZZER SPECIAL!**  
50¢ each  
10 for \$4.00  
100 for \$35.00

**ALLIGATOR CLIPS**  
7 clips for \$1.00  
100 clips for \$12.00  
500 clips for \$50.00

**ALL ELECTRONICS CORP.**  
905 S. Vermont Ave.  
P.O. BOX 20406  
Los Angeles, Calif. 90006  
(213) 380-8000


**TERMS**

- Quantities Limited
- Min. Order \$10.00
- Add \$2.50 Shipping USA
- Calif. Res. Add 6%
- Prompt Shipping

# TRS-80\* I, III OWNERS:

Send and receive CW with MFJ's new CW transceiver program and interface. Just plug-in interface, load program and operate. Gives you Tri-Split screen, 3295 character buffer, 10 memories, "Fist Fixer."

All you need to send and receive CW.



## \$99.95

\*TRS 80 is a registered trade mark of Tandy Corporation.

TRS-80 Models I and III CW Transceiver program and interface lets you send and receive CW. No modifications to rig or computer.

**Tri-Split screen** for receive, transmit, message index. On screen transmit/receive "LEDs", transmit speed indicator, "Fist Fixer."

**TRANSMIT:** 3295 character (or more) buffer. Preload buffer while receiving. Transmit when ready. Ten 199 character memories. Repeat/link memories. Erase character, buffer, screen. 12-55 WPM. Store 2200 characters for group practice.

**RECEIVE:** Adjustable "Fist Fixer" helps to copy poorly sent CW. Self-adjusting to 100 WPM. Returns to receive when transmit buffer is empty. Store up to 5 screens of received CW.

**HARDWARE INTERFACE:** Plugs between rig and computer. Noise limiter, 4 pole active band-pass filter, post detection filter, tracking comparator. Keys tube or solid state rigs. Tuning, transmit, ON LEDs. 6x1 3/4x3 inches. Aluminum cabinet.

RF shielded. 9-18 VDC or 110 VAC with optional MFJ-1312 AC adapter, \$9.95.

Requires TRS-80 Model I or III with at least 16K. Program supplied on cassette tape.

Order from MFJ — no obligation. If not delighted, return within 30 days for refund (less shipping). One year unconditional hardware guarantee.

Order today. Call toll free 800-647-1800. Charge VISA, MC or mail check, money order for \$99.95 plus \$4.00 shipping and handling. Order MFJ-1210 for TRS-80 Model I or MFJ-1212 for Model III.

Enjoy CW. See dealer or call MFJ today.

**CALL TOLL FREE ... 800-647-1800**

Call 601-323-5869 for technical information, order/repair status. Also call 601-323-5869 outside continental USA and in Mississippi.

**MFJ ENTERPRISES, INCORPORATED**  
Box 494, Mississippi State, MS 39762

# MIRAGE COMMUNICATIONS EQUIPMENT, INC.

**5 YEAR WARRANTY**

Parts and Labor  
1 yr. on RF Power Transistors

Peak Reading  
Watt/SWR Meters



MPI — HF  
1.8 to 30 mhz  
25, 200, 2000  
watts ± 5%  
**\$119.95**

MP2 — VHF  
50 to 200 mhz  
50, 500, 1500  
watts ± 5%  
**\$119.95**

**New!! D1010 430-450 Amplifier**  
"ALL MODE" FM-SSB-CW-ATV



10 W. in = 100+ W. out  
2 W. in = 25+ W. out  
**\$319.95**

**2 Meter "All Mode" Amplifiers**  
FM-SSB-CW

B108 10 W. in = 80 W. out \$179.95  
B1016 10 W. in = 160 W. out 279.95  
B3016 30 W. in = 160 W. out 239.95  
B23 2 W. in = 30 W. out 89.95

These amplifiers, except B23, have built in RX preamps. The B108 and B1016 may be used with HTs or transceivers. They will key with 1 Watt input.

**RC-1 Remote Control \$24.95**

SEE YOUR NEAREST DEALER FOR INFORMATION  
MIRAGE COMM. EQUIP., INC. • P.O. BOX 1393 • GILROY, CA 95020 • (408) 847-1857

monitor in my FT-901DM for this purpose. If your rig doesn't feature a speech monitor, mike operation can be monitored through the use of a stereo amplifier or transistor radio (tune radio off stations, and connect controller's mike output wires between the volume control wiper and ground; one "side" of the volume control is usually connected to ground also).

My home setup operation with the infrared mike was so enjoyable that I postponed mobile use for a couple of weeks. The infrared sensor was stuck to my wall-mounted speaker which was positioned substantially lower and approximately twice the distance of Daiwa's suggested top-of-windshield moulding strip location. The system worked great, but the mike had to be held vertically and "talked across" because of the low-mounted

sensor. On-the-air comparisons reported the mike sounds as good or better than my time-proven Shure 526 or Yaesu mike. Since an in-shack television reacts wildly when my 2-kW amplifier is going full bore, I expected problems with the cordless mike. Fortunately, however, I was pleasantly surprised. The mike performed magnificently... and I could enjoy the flexibility of moving anywhere around the operating desk without the ties of a mike cable.

#### Mobiling with the Infrared Mike

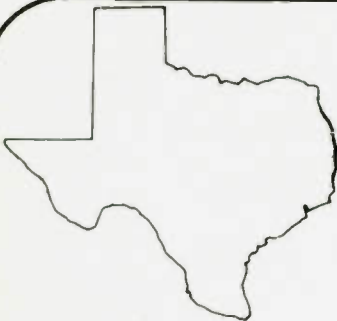
The true pleasures of a cordless mike operation were realized when I mated the unit with my 2-meter mobile rig. The infrared sensor was placed above the inside rear-view mirror while the controller was mounted with adhesive pads (supplied) to the trans-

ceiver's bottom. I could move anywhere within the (full-size 1981) car's interior and conduct smooth QSOs in a very enjoyable manner. Bright sunlight, unusual reflections, and temperature variations had no effect on the system. The microphone worked as flawlessly as a wired mike. A slight amount of wind noise was noticeable when a window was open or the air conditioner was operating at maximum. Loud noises outside the auto occasionally modulated the rig, emphasizing the need for Daiwa's optional F-4 windscreen. Since the system's audio processing circuitry doesn't skimp on output level, the windscreen is definitely beneficial for mobile operations.

#### Summary

The Daiwa infrared mike system is one of the most enjoyable accessories I've

used with an SSB or FM transceiver. The unit's versatility and relatively low cost are particularly attractive, since it allows one to enjoy a touch of class without a drastic financial outlay (\$79.95; 4 optional windcreens, \$7.95). My only complaint on the whole system is the somewhat flimsy push-to-talk switch on the mike (it's also a push-on/push-off, unless you have a light touch). The switch hasn't given any problems, and I'm not considering modifying it—I'm merely finicky. I'm quite impressed with the sincerity and creditability of MCM Communications, the U.S. distributor for many Daiwa products. They seem committed to caring for their customers. For more information, contact MCM Communications, 858E Congress Park Drive, Centerville OH 45459. Reader Service number 477. ■



**Universal Communications**  
A DIVISION OF INNOVATIVE LABS, INC.  
P.O. BOX 339  
ARLINGTON, TEXAS 76004-0339



#### **SUPERVERTER I..... \$99.95**

The ultimate in converter technology! Dual-stage selective preamp, mixer, i.f. amplifier and no-drift crystal-controlled oscillator. We recommend this unit for **experienced kit builders**. 12v Stationary Power Supply... \$24.95 for Superverter I.

#### **SELECTIVE PREAMP..... \$44.50**

This new unit is not like other wideband preamps. Experienced kit builders can easily add this unit to our existing boards or to other manufacturers' boards to improve overall performance.

#### **2300 MHZ CONVERTER KIT..... \$35.00**

Complete with PC board, parts and 10-page instruction book.

#### **VARIABLE POWER SUPPLY..... \$24.95**

Complete kit includes all components for working unit, including deluxe box and overlays.

#### **DISK YAGI ANTENNA..... \$25.00**

Complete kit with PVC and mounting bracket. Stronger than loop yagi, and equal in gain.

#### **4-FOOT DISH ANTENNA..... \$49.95**

Overall 25 dB gain. Partial assembly required. Shipped UPS (ground) only.

#### **DL-2000 SATELLITE RECEIVER..... \$699.95**

Fully assembled receiver—this is not a kit.

#### **120° LNA..... \$650.00**

**TERMS: COD, Money Order, Bank Cards (800) 433-5172 ORDERS ONLY**  
**HOURS: 8:30-4:30 CDST; MON-FRI (817) 265-0391 INFORMATION**

**COMING NEXT MONTH... OUR OWN 2300 MHZ TRANSMITTER AND 1001 WEATHER SATELLITE DOWN CONVERTER (CRYSTAL CONTROLLED WITH PREAMP).**

Our product may be copied, but the performance is never equalled. **P.O. BOX 339, ARLINGTON, TX 76004-0339**

# **UNIVERSAL COMMUNICATIONS**

## EAST COAST #1 GOES NATIONAL

**THE ANTENNA BANK** is East Coast's #1 supplier of **ANTENNAS — TOWERS ACCESSORIES**

### CUSHCRAFT:

A3 New Element Triband Beam	\$165.00
A4 New 4 Element Triband Beam	\$224.00
AV3 New 3 Band Vertical 10-20m	\$ 40.00
AV4 New 4 Band Vertical 10-40m	\$ 81.00
AV5 New 5 Band Vertical 10-80m	\$ 87.00
R3 20-15-10m Motor Tuned Vertical	\$202.00
32-19 19 Element 2m Boomer DX Beam	\$ 74.00
214B 14 Element 2m Jr. Boomer 144-146	\$ 60.00
A147-11 11 Element 2m	\$ 33.00
ARX2B 2m "Ringo Ranger" II	\$ 33.00

— COMPLETE LINE ON SALE —

MINI QUAD HQ-1 6-10-15-20m	\$129.00
----------------------------	----------

### HY-GAIN:

V2 New 2m Vertical	\$ 33.50
TH3JR 3 Element Triband Beam	\$133.00
TH3MK3 3 Element Triband Beam	\$175.00
TH5DX New 5 Element Triband Beam	\$195.00
TH6DX 6 Element Triband Beam	\$235.00
105BA 5 Element 10m "Long John"	\$ 95.00
155BA 5 Element 15m "Long John"	\$145.00
205BA 5 Element 20m "Long John"	\$235.00
14AVQ 4 Band Vertical 10-40m	\$ 48.00
18AVT 5 Band 10-80m Trap Vertical	\$ 78.00

— COMPLETE LINE ANTENNAS ONLY ON SALE —

### ROTORS & CABLES:

CDE HAM IV/CD45II	\$165.00/94.00
Alliance HD73/U100	\$92.00/42.00
RG8/U Foam 95% Shield	24c/ft.
RG213 Mil. Spec.	28c/ft.
Mini-8	12c/ft.
8 Wire Rotor Cable	16c/ft.
Philly Stran Guy Cable in stock—for price & delivery information call (703) 569-1200.	

### #1 ROHN TOWER DISTRIBUTOR SALE:

20G 10' Tower Section	\$ 29.50
25G 10' Tower Section	\$ 39.50
45G 10' Tower Section	\$ 87.50
HDBX 48' Free Standing Tower	\$320.00
FR2548 48' 25G Fold-over Tower	\$695.00
(Freight prepaid on Fold-over Towers. Prices 10% higher west of Rocky Mountains)	
We Stock Rohn Accessories—for price & delivery information call (703) 569-1200	

### HUSTLER SPECIAL COMPLETE LINE:

4BTV/5BTV 4 or 5 Band Vertical	\$74.00/92.00
MO-1/MO-2 HF Mobile Mast	\$ 17.50
HF MOB. RES. STD. 4kw SUPER 2.0kw	
10 or 15m	\$ 8.00 - \$14.00
20m	\$11.00 - \$15.00
40m	\$13.00 - \$18.00
75m	\$14.00 - \$28.00
SF2 2m 5/8 Whip	\$ 9.00
HOT "Hustleoff" Mount	\$ 14.00
BM-1 Bumper Mount with Ball	\$ 13.00

AVANTI AP151.3G Glass Mount	\$ 27.95
W2AU Balun	\$17.55 List/Sale \$ 13.35
Traps 10, 15, 20 or 40m	\$24.95 List/Sale \$ 18.79

### VAN GORDON:

PD 8010 10-80m Wire Dipole	\$ 28.80
PD 4010 10-40m Wire Dipole	\$ 25.20
PD 8040 40-80m Wire Dipole	\$ 26.40
SD 40 40m Short Dipole	\$ 21.60
SD 80 80m Short Dipole	\$ 22.80
HiQ Balun	\$10.95 List/Sale \$ 7.95
HiQ Center	\$ 5.95 List/Sale \$ 4.95

### ORDERS ONLY (800) 336-8473

ALL OTHER CALLS (703) 569-1200  
Shipping cost not included—Prices subject to change  
ALLOW 2 WEEKS FOR DELIVERY  
No COD—We ship UPS  
We reserve the right to limit quantities.



THE ANTENNA BANK  
6460 General Green Way  
Alexandria, VA 22312  
(703) 569-1200



## MFJ DIGI-DIAL ADAPTER

turns your frequency counter into a

# DIGITAL FREQ. READOUT



Calibrate control compensates for heterodyne errors and mode offsets.

# \$59<sup>95</sup>

The MFJ Digi-Dial Adapter turns your frequency counter into an accurate digital frequency readout for your transceiver. Connects between external VFO jack and frequency counter.

Counter gives direct frequency readout to right of decimal for 7, 14, 21, 28 MHz bands. Mentally replace digits to left of decimal with MHz band as you do now with your analog dial. For the 3.5 and 28.5 MHz band ignore digits to left of decimal and mentally add 3.5 or 28.5 MHz, respectively, to counter reading.

Calibrate for each band and mode (CW, USB, LSB, AM) to compensate for heterodyne oscillator errors (does not read CW transmit offset).

Digital mixer inverts VFO frequency to give correct frequency readout. Normal/Reverse switch gives direct VFO frequency readout (for some rigs on some bands, like Drake TR-4).

RF buffer amplifier. Crystal reference oscillator. On/Off switch. "On" LED. Black, eggshell white al. cabinet. 3 3/4 x 1 1/4 x 3 1/4". 9-18 VDC or 110 VAC

with optional MFJ-1312 AC adapter, \$9.95.

Order MFJ-210 for any rig with 5-5.5 MHz VFO (TS-520, S, SE; TR-3, 4; HW-100, 101; SB-101, 102; Trltons; etc.) Order MFJ-211 for Yaesu FT-101 series (8.7 to 9.2 MHz VFO).

Order from MFJ and try it — no obligation. If not delighted, return it within 30 days for refund (less shipping). One year unconditional guarantee.

Order today. Call toll free 800-647-1800. Charge VISA, MC or mail check, money order for \$59.95 plus \$4.00 shipping for MFJ-210 or MFJ-211.

Don't wait any longer to enjoy digital readout, order now. Call MFJ or see dealer.

**CALL TOLL FREE ... 800-647-1800**

Call 601-323-5869 for technical information, order/repair status. Also call 601-323-5869 outside continental USA and in Mississippi. ✓ 47

**MFJ ENTERPRISES, INCORPORATED**

Box 494, Mississippi State, MS 39762

H. T. USERS  IT'S SELF CONTAINED  
 IT'S PORTABLE — PLUS.  IT'S EASY TO OPERATE  
 IT'S WIDELY COMPATABLE  
IT'S  
M<sup>2</sup> ENGINEERING'S NEW  
**HANDI-CON V**



RADIO NOT INCL.

- ANY FULLY SYNTHESIZED 2 - METER H.T. CAN NOW BE A COMPLETELY PORTABLE VHF-hi MONITOR
- 2400 CHANNEL CAPABILITY
- DOUBLE BAND COVERAGE.
  - 154 - 158 Mhz fire, police, sheriff, paging & more
  - 159 - 163 Mhz maritime coastal, railroads, N.O.A. weather & more.
- MULTI-BAND & MULTI-CHANNELLED MONITORING WITH SCANNING H.T.'s
- SINGLE 3-POSITION CONTROL
- "OFF" RETURNS TO NORMAL TRANSCEIVER OPERATION
- LOW LOSS COUPLING TO ANTENNA
- UP TO 6 MOS. OPERATION UNDER AVG. USE WITH A SINGLE AAA CELL
- BI-LATERAL PROTECTION AGAINST ACCIDENTAL TRANSMISSION FOR UP TO 5 WATTS
- size - 2.25 x 1.5 x 1.4 inches
- weight - 4.5 ozs.

• **\$44.95** + \$2.50 pstg. & hndlg.  
in Calif. add 6% s.t.x.

contact: M SQUARED ENG. •  
1446 Lansing ave. •  
San Jose, Cal. 95118 •  
- or - •  
Ph. 408-266-9214 •

Please write for club discounts  
on quantity orders

# DISCOUNT LINE

1-800-528-8960

**AZDEN**  
PCS 3000 - \$285

**APPLE**  
Apple II-48K - \$1179

**ATARI**  
400 - \$349 800 - \$740

**CW RTTY SYSTEMS**  
RADCOM - Complete with Apple  
TU & Software - \$259

**EGBERT** - No TU needed  
Apple Software Decodes &  
Displays - \$39

**GALFO** - Requires TU  
Apple Software - \$29

**EPSON**  
MX80 - \$469 MX100 - \$749

**IRL**  
FSK500 - \$229 FSK1000 - \$449

**KDK**  
2025 - \$299

**LOBO**  
Apple/TRS80 Drive - \$390/\$390

**MONITORS**  
APF - \$125 Sanyo - \$159

**MPI**  
88G - \$595 99G - \$695

**MACROTRONICS**  
M80 - \$159 CA650 - \$259

**SANTEC**  
CALL

**OKIDATA**  
M82A - \$499 M83A - \$749

**ZENITH**  
Z19 - \$775 Z89 - \$2195  
Arizona 1-602-246-1783

## EXPOTEK CORPORATION

2231R W. Shangri La Rd.  
Phoenix, AZ 85029 ✓73

**Homebrew  
Headquarters**

### — IN STOCK —

B & W coils, switches, antennas  
Jackson dials and drives  
J. W. Miller parts  
Millen components  
Multronics roller inductors  
Toroids, cores, beads, baluns  
Variable capacitors:  
Cardwell — E F Johnson  
Hammarlund — Millen

**Building A Transmatch?  
Fixing An Antenna?  
Making Test Gear?  
Constructing A Kit?**

### KITS

#### NEW

Improved UHF Oscillator (hr 8/81)  
L-Meter (OST 1/81)  
General Coverage with Drake  
R-4 A B & C (OST 5/81)  
T-R Solidstate Switch (hr 6/80)  
Antenna Switch (OST 6/81)  
Modulator for 2-Meter Synthesizer  
(hr 4/81)

R-X Noise Bridge (hr 2/77)  
Split-band Speech Processor  
(hr 9/79)  
40 Meter ORP Transceiver  
(hr 4/80)  
Microprocessor Contest Keyer  
(hr 1/81)  
Many Others ✓ 454

**RADIOKIT**  
Box 4115, Greenville, NH 03048  
(603) 878-1033

Catalog — 25 cents

## 16K Memory 4116-200ns 8/17.50

ALL MERCHANDISE 100% GUARANTEED

CALL US FOR VOLUME QUOTES

### MA1012A CLOCK MODULE

Complete alarm clock module with special  
transformer and spec sheets included.

Just add switches.

8.99 ea. 3/24

**8038  
INTERSIL  
FUNCTION  
GENERATOR**  
3.99 ea 5/17.50

### .43" Common Cathode LED Display

These are first quality RED displays  
manufactured by H.P.

#5082-7760 .79ea 100/\$65

**95H90  
350 MHz  
ECL  
PRESCALER  
CHIP**  
7.99ea 5/35.95

### LINEAR

LM301V	.34	LM741V	.29
LM308V	.98	LM747	.79
LM309K	1.49	LM748V	.59
LM311	.64	LM1310	2.90
LM317T	1.95	MC1330V	1.89
LM317K	3.95	MC1350V	1.29
LM318	1.49	MC1358	1.79
LM323K	4.95	LM1414	1.59
LM324	.59	LM1458V	.69
LM337K	3.95	LM1488	.99
LM339	.99	LM1489	.99
LM377	2.29	LM1800	2.99
LM380	1.29	LM1889	2.49
LM386V	1.50	LM3900	.59
LM555V	.39	LM3909V	.98
LM556	.69	LM3914	3.95
LM565	.99	LM3915	3.95
LM566V	1.49	LM3916	3.95
LM567V	1.29	75451V	.39
LM723	.49	75452V	.39
LM733	.98	75453V	.39

T=TO-220

V=8 PIN

K=TO-3

### WE HAVE

**7400 SERIES TTL**  
**74LS00 SERIES TTL**  
**74S00 SERIES TTL**  
**4000 SERIES CMOS**  
**4500 SERIES CMOS**  
**74C00 SERIES CMOS**

**IC SOCKETS**  
**VOLTAGE REG'S**  
**MPU'S, EPROMS, MEMORY**  
**AND MUCH MORE**

**CALL TOLL FREE**  
**800-538-5000**  
**800-662-6233**

(CALIF RESIDENTS)

**BAY AREA RESIDENTS  
COME VISIT OUR NEW  
RETAIL SHOWROOM**



**VISA**

**JDR MICRODEVICES, INC.**

1224 BASCOM AVE.  
SAN JOSE, CA 95128  
408-247-4852

TERMS: For shipping include \$2.00 for UPS  
Ground, \$3.00 for UPS Blue Label Air,  
\$10.00 minimum order. Bay Area Residents  
add 8 1/2% sales tax. Calif. Residents add 6%  
sales tax. We reserve the right to limit quantities  
and substitute manufacturer. Prices  
subject to change without notice. Send  
SASE for complete list.

OVER 70 BRANDS IN STOCK

BIRD AND-MOBILE RADIO

DRAKE

ICOM

TEN-TEC

B&W • CBE

Full Service Shop • Spectrum Analysis • Antennas  
New and Used Equipment • CW-SSB-FM, Etc. • Towers  
FCC Study Guides • Code Tapes • Books • Accessories

**SPECTRONICS**

Specialists in Amateur Radio,  
Short-Wave Listening  
And Contemporary  
Electronic Gear.

HOURS  
MON, TUES, WED.:  
9:30-6:00 PM  
THURS, FRI.:  
9:30-8:00 PM  
SAT.: 9:30-3:00 PM


BEARCAT • MORGAIN • MANY MORE

**SPECTRONICS, INC.**  
1009 GARFIELD ST. OAK PARK, IL. 60304

(312) 848-6777

# MFJ VLF CONVERTER

Receive 10-500 KHz on Ham rig or SWL receiver.



**\$79<sup>95</sup>**

Plug this MFJ VLF Converter between your antenna and Ham transceiver or SWL receiver and tune the VLF 10-500 KHz band.

Hear weather, ship-to-shore CW traffic, RTTY, WWVB, navigation beacons, 1750 meter no license band, European broadcast, and more.

**MFJ-332 Ham version** converts 10-500 KHz to 28.010 to 28.500 MHz. Also adds standard broadcast band on 28.5 to 29.7 MHz. **MFJ-331 SWL version** converts to 4.010 to 4.500 MHz.

Read frequency directly on your receiver (ignore MHz).

Low noise amplifier, 6 pole lowpass filter, double balanced mixer, crystal oscillator gives very sensitive and stable, BCB interference-free signals.

On/off-Bypass switch. LED for power. SO-239 coax connectors. 3x4x1 inches. Black, eggshell white aluminum cabinet. 9-18 VDC or 110 VAC with optional AC adapter, MFJ-1312. \$9.95.

## VLF/MW/SWL Antenna Tuner

Greatly improves 10KHz to 30 MHz reception.




**\$69<sup>95</sup>**

This MFJ-955 VLF/MW/SWL preselecting antenna tuner greatly improves reception of 10KHz thru 30 MHz signals, especially those below 2 MHz.

Lets you peak desired signals while rejecting interference. Reduces overload, background noise, crossmodulation, and intermodulation. VLF signals come roaring in.

Switch between two antennas and two receivers. Bypass position connects antenna directly to receiver. 5 1/2 x 2 x 3 inches. Black, eggshell white aluminum cabinet.



**\$79<sup>95</sup>**

**MFJ-1020 Tuned Indoor Active Antenna.** Can often exceed reception of outside longwire. Covers 300 KHz to 30 MHz. Has telescoping antenna. Minimizes intermod, provides RF selectivity, reduces noise. Also use as preselector.

Order from MFJ and try it. If not delighted, return within 30 days for refund (less shipping). One year unconditional guarantee.

Enjoy VLF. Order yours today. See dealer or call MFJ toll free 800-647-1800. Charge VISA, MC. Or mail check, money order. Add \$4.00 each for shipping and handling.

**CALL TOLL FREE ... 800-647-1800**

Call 601-323-5869 for technical information, order/repair status. Also call 601-323-5869 outside continental USA and in Mississippi. ✓ 47

**MFJ ENTERPRISES, INCORPORATED**  
Box 494, Mississippi State, MS 39762

# Now - the industry's first truly super keyboard

**INFO-TECH M-300C TRI-MODE KEYBOARD**  
A microprocessor controlled keyboard that generates: Morse, RTTY, & ASCII.



Best of all, \$450<sup>00</sup> still only F.O.B. Factory

**Morse Features:**

- 4 to 125 W.P.M. in 1 W.P.M. increments.
- 9 adjustable weight levels
- relay keying
- sidetone with tone and level adjustments
- special keys: AS, BK, BT, AR, SK, CQ, DE

**RTTY Features:**

- 4 speeds
- 2 shifts (170 & 850 hz)
- built in AFSK
- built in CWID
- built in RY generation

**ASCII Features:**

- 110 & 300 Baud
- 2 shifts (170 & 850 hz)

**Other Features:**

- Built in quick brown for generator on all modes
- Automatic CR/LF
- 700 Character Running Buffer
- 10 recallable, user programmable message memories of 120 characters each
- CQ & DE special keys on all modes
- Keyboard control of all functions
- 4 row keyboard eliminates figures/letters shifting on RTTY
- Many more features.

**Order direct or from these dealers:**

- |   |   |   |   |
|---|---|---|---|
| <b>Cohoon Amateur Supply</b><br>307 McLean Avenue<br>Hogkissville, Kentucky 42240<br>(502) 886-4534 | <b>Dialta Amateur Radio Supply</b><br>212 48th Street<br>Rapid City, South Dakota 57701<br>(605) 343-6127 | <b>Gillier Associates, Inc.</b><br>52 Park Avenue<br>Park Ridge, New Jersey 07656<br>(201) 391-7887     | <b>N &amp; G Distributing</b><br>7285 NW 12th Street<br>Miami, Florida 33126<br>(305) 592-9685, 763-8170                          |
| <b>Colmay Products</b><br>14903 Beachview Ave<br>White Rock, B.C. Canada V4B1N8<br>(604) 536-3058   | <b>Germantown Amateur Supply</b><br>3202 Summer Avenue<br>Memphis, Tennessee 38112<br>1-900-238-6168      | <b>Global Communications</b><br>606 Cocoa Isles Blvd<br>Cocoa Beach, Florida 32931<br>(305) 783-3624    | <b>Radio World</b><br>Terminal Building<br>Orneida County Airport<br>Oriskany, New York 13424<br>(315) 736-0470<br>1-800-448-9338 |
| <b>Michigan Radio</b><br>38270 Mast<br>Mt Clemens, Michigan 48045<br>(313) 469-4656                 | <b>Ham Radio Center</b><br>8342 Olive Blvd<br>St. Louis, Missouri 63132<br>1-800-325-3636                 | <b>Ray's Amateur Radio</b><br>1590 U.S. Highway 19 South<br>Clearwater, Florida 33516<br>(813) 535-1416 | <b>Universal Amateur Radio</b><br>1290 Aida Drive<br>Reynoldsburg, Ohio 43068<br>(614) 866-4267                                   |

**INFO-TECH ELECTRONIC EQUIPMENT**

Manufactured by:  
**DIGITAL ELECTRONIC SYSTEMS, INC.**  
1633 Wisteria Court • Englewood, Florida 33533 • 813-474-9518



# YAESU Super 450 FM Closeout SAVE \$125

YAESU FT-404R 450 MHz Hand-held. Six crystal channels within a 3 MHz (tx) or 5 MHz (rx) spread. 430 to 450 MHz. 2 1/2w/200mw output. With NiCad battery pack, wall charger, flex antenna, case, strap, earphone & 446.0 mHz simplex. 7 1/2" h x 2 3/4" w x 2 1/4" d, 1 lb

Regular \$299 - Closeout \$179<sup>95</sup>

FT-404R/TTP same features as FT-404R above. plus a factory installed 16-button Touchtone pad.

Regular \$325 - Closeout \$199<sup>95</sup>

#### Accessories:

NC-1A 15-hr drop-in charger .....	Sale \$44.95
NC-3A Drop-in chgr/AC adaptor .....	Sale 79.95
FBA-1 Battery sleeve for NC-1A/3A .....	8.00
FNB-1 Extra NiCad battery pack .....	23.00
NC-9B Extra 15-hr wall charger .....	10.00
PA-2 Mobile DC-DC adaptor & charger .....	39.00
YM-24A Speaker/microphone .....	39.00
FTS-32E 32 tone CTCSS encoder .....	40.00
FTS-32ED 32 tone CTCSS enc/dec .....	75.00
Leather carrying case .....	35.00
MMB-10 Mobile bracket .....	15.00

Crystal Certificates (2 per channel required) are \$5.00 each when purchased WITH FT-404 or FT-404R/TTP. Purchased separately they are \$8.00 each (no exceptions).



# NEW FT-208R Synthesized 2m FM HT SAVE \$40 Reg. \$359 SALE \$319

#### Accessories:

NC-7 Desk charger .....	\$53 <sup>95</sup>
NC-8 Quick desk charger .....	89 <sup>95</sup>
PA-3 Mobile adaptor chgr .....	39 <sup>90</sup>
FNB-2 Extra battery .....	29 <sup>90</sup>
FBA-2 Batt sleeve NC-7/8 .....	6 <sup>25</sup>
FBA-3 Sleeve, 208R/1A/3A .....	12 <sup>90</sup>
LCC-8 Carrying case .....	35 <sup>90</sup>
YM-24A Speaker/mic .....	39 <sup>90</sup>

Quantity Limited. Send Check or Money Order. For prompt shipment, call TOLL FREE 1-800-558-0411 and use MASTERCARD or VISA; COD orders O.K. Allow \$5<sup>00</sup> for UPS shipping charges - 48 States.

## AMATEUR ELECTRONIC SUPPLY®

4828 W. Fond du Lac Avenue  
Milwaukee, Wisconsin 53216  
Phone: (414) 442-4200

Wisconsin WATS: 1-800-242-5195

Nationwide WATS: 1-800-558-0411

AES Branch Stores in: Clearwater, FL •  
Orlando, FL • Wickliffe, OH • Las Vegas, NV

## WORLD TIME WATCH

the first microprocessor watch  
made especially for hams



24 hr. timer  
microprocessor  
water resistant  
solar assist  
New Low Price  
-\$59.95

The HAM-1 functions include local time, world time, (G.M.T. too) count-up and count down chronometer, day, month, date, alarm and hourly chime. It's ideal for log-keeping, DX time conversion and 10 minute I.D. timing. The HAM-1 features a high contrast Seiko display and solar cell battery assist. Battery life is better than 4 years. The HAM-1 is water resistant to 20 meters, the case is 100% solid stainless steel and the crystal is scratch resistant mineral glass. The HAM-1 is rugged and durable and has a 1 year warranty.

## 2 METER AMPLIFIER \$39.95



• 2 Watts In, 10 Watts Out • V.S.W.R. Protected • Can be Used for F.M. & S.S. B. • Led Status Indicators • Low Loss SO-239 Connectors • Current Drain Less Than 2.5A at 13.6 V.D.C. • Massive Heatsink • Built In T/R Switch

## TEMPO S-1 UPGRADE KITS \$39.95

Upgrade your early Tempo S-1 to current Production Specifications, kits include: • 450 M.A.H. Battery Pack • New Case Assembly • All New Escutcheons • Spkr./Mic. Jack w/Dust Cap • New Earphone & Jack • P.C.B. and Parts for Easy Installation • Detailed Instruction Manual • For Radios With & Without T.T. Pad.

#### Other Accessories Available:

Spkr/Mic. Designed for S-1's. . . . .	\$24.95
Heavy Duty Belt Clip. . . . .	7.50
Flex Antenna . . . . .	6.00

To Order Call or Write to:

ADVANCED COMMUNICATIONS  
INTERNATIONAL  
2411 Lincoln Avenue  
Belmont, CA. 94002 U.S.A.  
(415) 595-3949

Add \$3.00 per order for shipping & handling. California residents add 6% sales tax. Visa, Master Charge accepted.

## When it comes to AMATEUR RADIO QSL's...



it's the  
**ONLY BOOK!**  
US or Foreign Listings

## 1982 callbooks NOW READY!

Here they are! The latest editions. World-famous Radio Amateur Callbooks, the most respected and complete listing of radio amateurs. Lists calls, license classes, address information. Loaded with special features such as call changes, prefixes of the world, standard time charts, world-wide QSL bureaus, and more. The U.S. Edition features over 400,000 listings, with over 70,000 changes from last year. The Foreign Edition has over 370,000 listings, over 60,000 changes. Place your order for the new 1982 Radio Amateur Callbooks, available now.

	Each	Shipping	Total
<input type="checkbox"/> US Callbook	\$18.95	\$3.05	\$22.00
<input type="checkbox"/> Foreign Callbook	\$17.95	\$3.05	\$21.00

Order both books at the same time for \$39.95 including shipping.

Order from your dealer or directly from the publisher. All direct orders add shipping charge. Foreign residents add \$4.55 for shipping. Illinois residents add 5% sales tax.



**SPECIAL LIMITED OFFER!**  
Amateur Radio  
Emblem Patch  
only \$2.50 postpaid

Pegasus on blue field, red lettering. 3" wide x 3" high. Great on Jackets and caps.

ORDER TODAY!

RADIO AMATEUR  
**callbook** INC.




Dept. B  
925 Sherwood Drive  
Lake Bluff, IL 60044, USA

✓61



# FOR THE EXPERIMENTER

CRYSTALS & KITS/OSCILLATORS • RF MIXERS • RF AMPLIFIER • POWER AMPLIFIER



## OX OSCILLATOR

Crystal controlled transistor type. 3 to 20 MHz, OX-Lo, Cat. No. 035100. 20 to 60 MHz, OX-Hi, Cat. No. 035101.

*Specify when ordering.*



\$6.31 ea.

## MXX-1 TRANSISTOR RF MIXER

A single tuned circuit intended for signal conversion in the 3 to 170 MHz range. Harmonics of the OX or OF-1 oscillator are used for injection in the 60 to 170 MHz range. 3 to 20 MHz, Lo Kit, Cat. No. 035105. 20 to 170 MHz, Hi Kit, Cat. No. 035106.

*Specify when ordering.*

\$7.02 ea.



## OF-1 OSCILLATOR

Resistor/capacitor circuit provides osc over a range of freq with the desired crystal. 2 to 22 MHz, OF-1 LO, Cat. No. 031108, 18 to 60 MHz, OF-1 H Cat. No. 035109.

*Specify when ordering.*



\$5.42 ea.

## PAX-1 TRANSISTOR RF POWER AMP

A single tuned output amplifier designed to follow the OX oscillator. Outputs up to 200 mw, depending on frequency and voltage. Amplifier can be amplitude modulated 3 to 30 MHz. Cat. No. 035104.

*Specify when ordering.*

\$7.34 ea.



## SAX-1 TRANSISTOR RF AMP

A small signal amplifier to drive the MXX-1 Mixer, Single tuned input and link output. 3 to 20 MHz, Lo Kit, Cat. No. 03512. 20 to 170 MHz, Hi Kit, Cat. No. 035103.

*Specify when ordering.*


\$7.02 ea.

## BAX-1 BROADBAND AMP

General purpose amplifier which may be used as a tuned or untuned unit in RF and audio applications. 20 Hz to 150 MHz with 6 to 30 db gain. Cat. No. 035107.

*Specify when ordering.*

\$7.34 ea.



## .02% Calibration Tolerance EXPERIMENTER CRYSTALS (HC 6/U Holder)

Cat. No.

Specifications

031080 \*3 to 20 MHz — For use in OX OSC Lo \$6.88 ea.  
031081 \*20 to 60 MHz — For use in OX OSC Hi \$6.88 ea.  
031300 \*3 to 20 MHz — For use in OF-1L OSC \$6.88 ea.  
031310 \*20 to 60 MHz — For use in OF-1H OSC \$6.88 ea.

*\*Specify when ordering*

Shipping and postage (inside U.S., Canada and Mexico only) will be prepaid by International Prices quoted for U.S., Canada and Mexico orders only. Orders for shipment to other countries will be quoted on request.



INTERNATIONAL CRYSTAL MFG. CO., INC.  
10 North Lee • Oklahoma City, Okla. 73102

✓ 36

# MFJ KEYERS

Uses Curtis 8044 IC. Iambic operation, dot-dash memories, weight control, solid state keying. RF proof.



\$79<sup>95</sup>

The MFJ-408 Deluxe Electronic Keyer sends iambic, automatic, semi-automatic, manual. Use squeeze, single lever or straight key.

Speedmeter lets you read speed to 100 WPM.

Socket for external Curtis memory, random code generator, keyboard. Optional cable, \$4.95. Iambic operation with squeeze key. Dot-dash insertion. Semi-automatic "bug" operation provides automatic dots and manual dashes.

Dot-dash memory, self-completing dots and dashes, jam-proof spacing, instant start. RF proof.

Solid-state keying: grid block, solid state xmtrs.

Front panel controls: linear speed, weight, tone, volume, function switch. 8 to 50 WPM.

Weight control adjusts dot-dash space ratio; makes your signal distinctive to penetrate ORM.

Tone control. Speaker. Ideal for classroom.

Function switch selects off, on, semi-automatic/manual, tune. Tune keys transmitter for tuning.

Uses 4 C-cells. 2.5 mm jack for power (6-9 VDC). Optional AC adapter MFJ-1305, \$9.95.

Eggshell white, walnut sides. 8x2x6 inches.

MFJ-406, \$69.95, like 408 less speedmeter.

\$49<sup>95</sup>



New MFJ-401 Econo Keyer II gives you a reliable, full feature economy keyer for squeeze, single lever or straight key.

Has sidetone, speaker, volume, speed, internal weight and tone controls. Sends iambic, automatic, semi-automatic, manual. Tune function. Dot-dash memories. 8-50 WPM. "On" LED. Use 9V battery, 6-9 VDC, or 110 VAC with optional AC adapter, MFJ-1305, \$9.95. 4x2x3 1/2".

Reliable solid state keying. Keys virtually all solid state or tube type transmitters.



\$64<sup>95</sup>

MFJ-405 Econo Keyer II. Same as MFJ-401 but has built-in single paddle with adjustable travel. Also jack for external paddle. 4x2x3 1/2".

Optional: Bencher Iambic Paddle, \$42.95; 110VAC adapter, MFJ-1305, \$9.95. Free catalog.

Order from MFJ and try it. If not delighted, return within 30 days for refund (less shipping).

One year unconditional guarantee.

Order yours today. Call toll free 800-647-1800. Charge VISA, MC. Or mail check, money order. Add \$4.00 each for shipping and handling.

CALL TOLL FREE ... 800-647-1800

Call 601-323-5869 for technical information, order/repair status. Also call 601-323-5869 outside continental USA and in Mississippi. ✓ 47

**MFJ ENTERPRISES, INCORPORATED**

Box 494, Mississippi State, MS 39762

# What's It All About, ASCII?

## — RTTY technology update

**Authors' note:** Since this article was prepared in early 1980, our experience has been that most stations that have computers also have dual-mode originate/answer modems and do not require the modem translator at the repeater. They transmit with their modem in the Answer mode and switch to Originate for receiving. This makes all data on both the input and output appear at the 2025/2225-Hz tone pair which is suitable for simplex operation. Also, since the 300-baud speed of the 103 modems is no better than we can do over the phone, our current activity is the collection of Bell 202 compatible modems that operate at up to 1200 baud. These modems are becoming available on the surplus market and require no modification for operating half-duplex over the radio. They were chosen because they use the same familiar FSK as both the 103 and RTTY modulators but at a 1200/2200-Hz rate.

On March 17, 1980, the Federal Communications Commission (FCC) permitted the use of the American Standard Code for Information Interchange (ASCII) in the Amateur Radio Service.

Specifically, the FCC permitted US radio amateurs to transmit:

- ASCII as defined in the United States of America Standards Institute (ANSI) Standard X3.4-1968.
- Speeds up to 300 baud between 3.5 and 21.25 MHz using F1 emission.
- Speeds up to 1200 baud between 28 and 225 MHz using F1, F2, and A2 emission.
- Speeds up to 19,600 baud

on frequencies above 420 MHz using F1, F2, and A2 emission.

The above permission was contained in the FCC's Third Report and Order under Docket No. 20777. It represents a significant step forward and marks the beginning of a new era of data communications on the ham bands. Possibly, it will play a part in a marriage of personal computing and amateur radio. It is not as permissive as some had hoped for in order to be able to experiment with speeds higher than those permitted and to transmit other codes, including some not yet devised. We look forward to additional

action by the FCC along these lines to liberalize the rules on digital transmissions in order to permit true experimentation in the Amateur Radio Service.

Outside the United States, the use of radio teletype codes other than Baudot (otherwise known as the Murray code or the International Telegraph Alphabet No. 2) varies from one country to another. Many have no regulatory mandate for the use of the Baudot code in the first place. Amateurs in other countries with import or monetary restrictions may have difficulty obtaining modern equipment employing ASCII. In Great Britain, amateurs can use any radio-teletype (RTTY) code defined by documents of the International Radio Consultative Committee (CCIR), according to a Home Office interpretation obtained by the Radio Society of Great Britain.

In September, 1978, Canadian amateurs were given permission to transmit computer data in packet form on frequencies above 144 MHz under a new class of license called the Amateur Digital Radio

Operator's Certificate. Canadians have subbands 221.0 to 223.0 and 433.0 to 434.0 MHz reserved exclusively for packet transmissions.<sup>1, 2, 3, 4</sup>

While ASCII was originated in the United States, it is well on its way toward becoming the world standard computer and RTTY code. It also is known as International Standard 646—ISO code (Reference 2)—and International Telegraph Alphabet No. 5. Like the Morse code, variations of ASCII exist for the alphabets of other languages including Cyrillic, Kata Kana, Arabic, Hebrew, Greek, and special letters used in Scandinavian languages.<sup>5</sup> As in the US, it is a sure bet that radio amateurs in other countries will be among the first to use personal computers. Many industrialized countries have home computer stores. So, it is only a matter of time before everything falls into place for the marriage of amateur radio and computers on a worldwide basis.

As soon as ASCII became "legal" in the US, a number of amateurs went on the air to try out the new mode. In the Washington DC area,

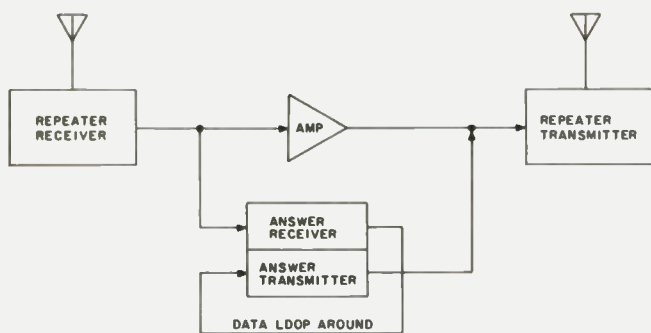


Fig. 1. Addition of an answer modem at the repeater with its received data echoed to its transmitter allows multiple users to send and receive data using only originate modems at their stations.

## YAESU FT-207R OWNERS

AUTO SCAN MODULE AND BATTERY  
SAVER KIT



15 minutes to install; scan restarts when carrier drops off; busy switch controls automatic scan on-off; includes module and instructions.

Model AS-1. \$25.00



FT-207R BATTERY SAVER KIT  
MODEL BS-1 \$14.95

### WRITE FOR CLUB DISCOUNTS

- \*No more dead batteries due to memory backup
- \*30% less power drain when squelched
- \*Simple to install; step-by-step instructions and parts included
- \*4 mA memory backup reduced to 500  $\mu$ A.
- \*45 mA receiver drain reduced to 30 mA.
- \*Improved audio fidelity and loudness.


### COMMENTS ON THE AS-1:

Enjoy hands-free automatic band scan with your FT-207R. The Model AS-1 provides true scan resume when the carrier drops off. The AS-1 fits in the bottom of the rig with plenty of room left for tone squelch boards. Hundreds of satisfied users say: "The AS-1 is a real winner! Exactly the missing feature needed. I use the auto-scan mode most of the time and get added enjoyment from my rig."

### COMMENTS ON THE BS-1:

"I was just about to give my FT-207R away, when I decided to give it one last chance, and I ordered the BS-1 battery saver kit. Well, it made all the difference in the world. I can't believe it is the same rig. I used to carry around an extra battery pack all day, but now my batteries last about twice as long. I no longer have to worry about dead batteries. I used to worry about turning the memory off to conserve power, but with the BS-1 it doesn't matter any more. The audio has improved, and I really like my rig again."

ENGINEERING CONSULTING  
P. O. BOX 94355 ✓400  
RICHMOND, B. C. V6Y2A8, CANADA



## INTRODUCING THE CES 500SA SIMPLEX AUTOPATCH

The First Affordable  
Private Phone Patch

As described in 73 Magazine, 6/81.

*Now, for the first time! Every amateur operator can enjoy the unparalleled freedom of a private phone patch in an economical package.*

The dramatic new CES 500SA Autopatch is all the equipment you need to patch an FM base station to your home or other telephone line, without expensive repeaters, cavities, or other equipment. Connections with any standard FM base station are rapid and simple.

Bypass the congestion and expense of shared repeaters — break through to greater privacy and convenience with the new CES 500SA Autopatch.

COHERENCE IN  
COMMUNICATIONS TECHNOLOGY

**CES**

COMMUNICATIONS ELECTRONICS  
SPECIALTIES, Inc.

P.O. Box 507  
Winter Park, Florida 32790  
Telephone: (305) 645-0474

## MFJ SWR/ WATTMETERS

MFJ HF SWR/Wattmeter  
reads SWR, forward, reflected  
power from 1.8-30 MHz.



\$49<sup>95</sup>

MFJ-814

New low cost in-line HF SWR/Wattmeter. MFJ-814 lets you monitor SWR, forward, reflected average power in 2 ranges from 1.8 to 30 MHz. Read 200/2000 watts forward, 20/200 watts reflected power. SWR, 1:1-6:1.

Easy push-button switch operation: has power/SWR, high/low range, forward/reflected push-button switches. SWR sensitivity control.

Lighted meter (requires 12V). Rugged aluminum eggshell white, black cabinet. 6 $\frac{1}{4}$  x 3 $\frac{1}{4}$  x 4 $\frac{1}{4}$ ". SO-239 coax connectors, 2 color meter scale.

MFJ VHF SWR/Wattmeter/  
Field Strength Meters

\$29<sup>95</sup>

MFJ-812



New low cost VHF operating aids.

MFJ-812, \$29.95: Read SWR from 14 to 170 MHz to monitor antenna and feedlines.

Read forward and reflected power at 2 meters (144-148 MHz). 2 scales (30 and 300 watts).

Read relative field strength from 1 to 170 MHz. Binding post for field strength antenna.

Easy push-button operation: has forward/reflected and SWR/field strength push-buttons.

Aluminum eggshell white, black cabinet. 4 $\frac{1}{4}$  x 2 $\frac{1}{4}$  x 2 $\frac{3}{4}$ ". SO-239. 2 color meter scale.

MFJ-810, \$24.95: similar to MFJ-812 less field strength function.

MFJ "Dry" 300 W and  
1 KW Dummy Loads.

\$64<sup>95</sup>

MFJ-262



\$26<sup>95</sup>

MFJ-260

Air cooled, non-inductive 50 ohm resistor in perforated metal housing with SO-239 connectors. Full load for 30 seconds, de-rating curves to 5 minutes. MFJ-260 (300 W). SWR: 1.1:1 to 30 MHz. 1.5:1 for 30-160 MHz. 2 $\frac{1}{2}$  x 2 $\frac{1}{2}$  x 7". MFJ-262 (1KW). SWR 1.5:1-30 MHz. 3 x 3 x 13".

MFJ-10, 3 foot coax with connectors, \$4.95.

Order from MFJ and try it. If not delighted, return within 30 days for refund (less shipping).

One year unconditional guarantee.

Order yours today. Call toll free 800-647-1800. Charge VISA, MC. Or mail check, money order. Add \$4.00 each for shipping and handling.

**CALL TOLL FREE ... 800-647-1800**

Call 601-323-5869 for technical information, order/repair status. Also call 601-323-5869 outside continental USA and in Mississippi. ✓47

**MFJ ENTERPRISES,  
INCORPORATED**  
Box 494, Mississippi State, MS 39762

most radio amateurs involved with computers had equipped themselves with modems (modulator-demodulators) for communication on the phone lines. Baudot operation on 2 meters had been dead for about a year in anticipation of the FCC's ruling. Eighteen stations were ready to go during the first hour that ASCII was allowed; 14 stations made successful two-way ASCII contacts. We have heard scattered reports of 2-meter ASCII activity from other areas of the country. On the high-frequency (HF) bands, a number of stations were on the air using 110-baud ASCII on the RTTY frequencies. Many amateurs who wanted to get on ASCII as soon as possible did not want to reconfigure their stations until the details of the FCC ruling were known. We hope to see them on the air soon.

### Technical Standards

Comments on Docket 20777 on file in the FCC public reading room indicated that the writers favored three basic approaches, divided almost equally. About a third said the *bandwidth* should be limited. Another third suggested that *speed* be regulated. The remaining third took the FCC to task for trying to regulate something best left to self-policing amateurs. The FCC decided to regulate *speed*. On other particulars, the respondents suggest that the FCC forget about specifying the parity bit because home computers tend to ignore it. They recommended making both synchronous and asynchronous transmission legal to permit experimentation. Finally, they recommended that the bit order be from the least to most significant bit according to common practice.

You will note that there are no restrictions imposed

by the FCC on use of the parity bit, the number of stop bits, the use of synchronous or asynchronous transmission, the bit order, the maximum frequency shift for F1 emission, or the modulating tones for F2 or A2 emissions. These matters are open to experimentation and will evolve according to the needs and preferences of amateurs.

For starters, most amateurs will completely ignore the parity bit. In many cases, stations will transmit a parity bit, but the receiving stations will not process it. However, some agreement on the use of the parity bit is desirable because this feature can help reduce transmission errors. The number of stop bits will likely be 2 for 110 baud and 1 for 300 baud and up. Two stop bits are needed by a number of ASCII printers which operate at 110 baud.

Most amateurs will use asynchronous transmission to begin with because of the availability of asynchronous equipment. Synchronous ASCII transmission is an interesting area for amateur experimentation. The bit order is likely to remain least significant bit to most significant bit. Frequency shifts and modem tones for amateur ASCII transmissions are unlikely to settle down for quite some time. Amateurs presently are using modems of the type used for Baudot RTTY and those designed for telephone line communications between computers.

On the phone lines, the data communications convention for personal computers is to use a modem which uses Bell Telephone 103/113 standards. This permits serial, asynchronous, full-duplex communication at speeds up to 300 baud on the telephone line. It uses audio frequency shift keying (AFSK) FM with frequency assignments as shown in

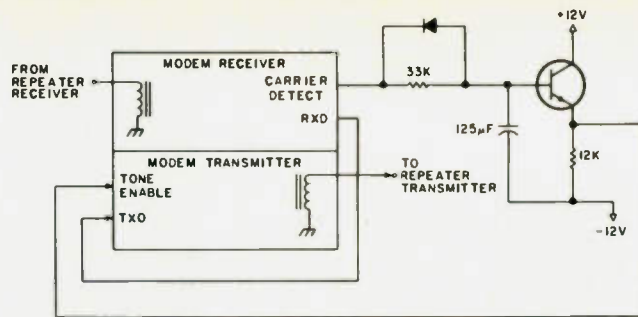


Fig. 2. An RC combination with an emitter-follower slows down the carrier-detect signal from the receiver so that at least 4 seconds of carrier are required before the modem transmitter is activated.

### Table 1.

Bell 103/113-compatible modems are available for personal computers in several different forms. One is the originate-only modem, the cheapest type, which is all one needs to originate calls to other computers. Originate-only modems use the "Originating End" tones given in Table 1. Another is the answer-only modem for computers which never make outgoing calls. The third variety is the originate/answer modem which can handle calls either way. Separate for the moment the modem function from that of coupling to the telephone lines. The least expensive route is to use an acoustical coupler which mechanically connects to the telephone handset. Home-brew acoustical couplers can be made from small transistor radio speakers and spray-can plastic caps. A direct connection to the telephone lines can be made by means of an FCC-approved telephone data coupler, which is considered a must for modems with answering capabilities.

These modems and data couplers are now readily available to home computerists and will, no doubt,

have an impact on the standards to be employed by radio amateurs. The extent to which this will replace existing amateur radio FSK keyers and converters or tuning units (let's just call them modems) deserves some thought.

### HF ASCII RTTY

It seems likely for two reasons that there will be a mixture of ASCII and Baudot on the HF bands for a while, using existing RTTY modems. One is that some of the non-US amateur RTTYers find it difficult to obtain ASCII gear initially. Another is that the average HF RTTYer has hundreds of dollars invested in a good modem designed to copy through the noise, interference, and fading encountered on HF. HF RTTY modems are far better in this respect than most Bell 103/113 modem designs. So, it would be a step backward to ditch a well-engineered HF RTTY modem in favor of one designed for use on the telephone line. Nevertheless, some 103/113-type modem operation on the HF bands is to be expected, and the 200-Hz shift employed might not be too difficult to live with.

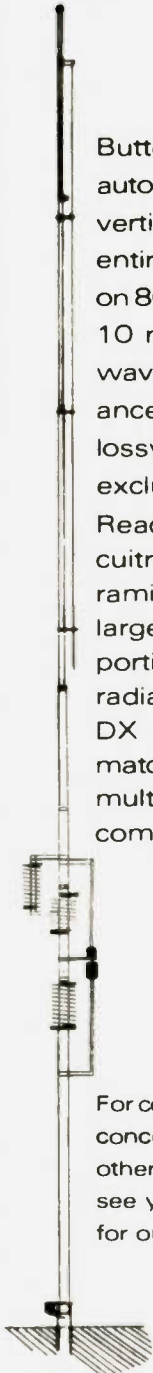
RTTY modems such as

Function	Originating End	Answering End
Transmit	1070-Hz space	2025-Hz space
	1270-Hz mark	2225-Hz mark
Receive	2025-Hz space	1070-Hz space
	2225-Hz mark	1270-Hz mark

Table 1. Bell 103/113 modem frequencies.

# STILL MORE USABLE ANTENNA FOR YOUR MONEY . . . PLUS 30 Meters!

Butternut's new HF6V automatic bandswitching vertical lets you use the entire 26-foot radiator on 80/75, 40, 30, 20 and 10 meters (full quarter-wave unloaded performance on 15 meters). No lossy traps. Butternut's exclusive Differential Reactance Tuning™ circuitry uses rugged ceramic capacitors and large-diameter self-supporting inductors for radiation efficiency and DX performance unmatched by conventional multiband designs of comparable height.



For complete information concerning the HF6V & other Butternut products see your dealer or write for our free catalog.



**BUTTERNUT  
ELECTRONICS  
CO.**

GARY AIRPORT  
BOX 356E Rte. 2  
SAN MARCOS, TX 78666

## HI-Q BALUN

- For dipoles, yagis, inverted vees & doublets
- Replaces center insulator
- Puts power in antenna
- Broadbanded 3-40 MHz
- Small, lightweight and weatherproof
- 1:1 Impedance ratio
- For full legal power and more
- Helps eliminate TVI
- With SO 239 connector



\$10.95

## HI-Q ANTENNA CENTER INSULATOR



Small rugged, lightweight, weatherproof. Replaces center insulator. Handles full legal power and more.

\$5.95 With SO 239 connector

## HI-Q ANTENNA END INSULATORS



\$4.95

Rugged, lightweight, injection molded of top quality material, with high dielectric qualities and excellent weatherability. End insulators are constructed in a spiral unending fashion to permit winding of loading coils or partial winding for tuned traps.

- May be used for
- Guy wire strain insulators
- End or center insulators for antennas
- Construction of antenna loading coils or multiband traps

## DIPOLES

MODEL	BANDS	LENGTH	PRICE WITH HI-Q BALUN	WITH HI-Q CENTER INSULATOR
<b>Dipoles</b>				
D-80	80,75	130	\$28.95	\$24.95
D-40	40,15	66	25.95	21.95
D-20	20	33	24.95	20.95
D-15	15	22	23.95	19.95
D-10	10	16	22.95	18.95

<b>Shortened dipoles</b>				
SD-80	80,75	90	31.95	27.95
SD-40	40	45	28.95	24.95

<b>Parallel dipoles</b>				
PD-8010	80,40,20,10,15	130	39.95	35.95
PD-4010	40,20,10,15	66	33.95	29.95
PD-8040	80,40,15	130	35.95	31.95
PD-4020	40,20,15	66	29.95	25.95

Dipole shorteners - only, same as included in SD models

S-80	80,75	\$11.95 pr
S-40	40	\$10.95 pr

All antennas are complete with a HI-Q Balun or HI-Q Antenna Center insulator, No. 14 antenna wire, ceramic insulators, 100 nylon antenna support rope (SD models only 50) rated for full legal power. Antennas may be used as an inverted V and may also be used by MARS or SWLs.

**Antenna accessories**—available with antenna orders  
Nylon guy rope 450# test 100 feet \$3.49  
Ceramic (Dogbone Type) antenna insulators .70 pr  
SO-239 coax connectors .55

All prices are postpaid USA 48  
Available at your favorite dealer or order direct from

**Van Gorden Engineering**  
Dealer Inquiries Invited

BOX 21305 B, SOUTH EUCLID, OHIO 44121

# MFJ SHORTWAVE ACCESSORIES

**NEW Indoor Tuned Active Antenna. Rivals, can even exceed reception of outside long wire.**

*Rivals long wires*

**\$79<sup>95</sup>**



**MFJ-1020 NEW INDOOR ACTIVE ANTENNA** sits on your desk ready to listen to the world. Rivals, can often exceed, reception of outside long wire. Unique Tuned Active Antenna minimizes intermod, provides RF selectivity, reduces noise outside tuned band. Also use as preselector for external antenna. Covers 300 KHZ to 30 MHz in five bands. Adjustable telescoping antenna. Controls: Tune, Band Selector, Gain, On-Off/Bypass. LED. FET, bipolar circuitry. Phono jack for external ant. 6x2x6 inches. 9-12 VDC or 9 V battery for portable use. 110 VAC with optional AC adapter, \$9.95.



**\$99<sup>95</sup>**

**MFJ-1040 RECEIVER PRESELECTOR.** Improves weak signal reception, rejects out-of-band signals, reduces image response, 1.8 to 54 MHz. Up to 20 db gain. Low noise MOSFET. Gain control. Bandswitch. Can use 2 ant., 2 rcvrs. ON-OFF/Bypass. 20 db attenuator. LED. Coax, phono jacks. 8x2x6 in. Also for XCVRS to 350 watts input. Auto bypass. Delay control. PTT jack. **MFJ-1045, \$69.95.** Same as MFJ-1040, less attenuator, xcvr auto bypass, delay control, PTT. Use 1 ant., 1 rcvr. 5x2x6 in. 9V bat. Both requires 9-18 VDC or 110 VAC with optional AC adapter, \$9.95.

**\$89<sup>95</sup>**



**MOBILE SWL CONVERTERS** to hear the short-wave world while you drive. **MFJ-304 (\$69.95)** covers 19, 25, 31, 49 meter bands. **MFJ-308 (\$89.95)** adds 13, 16, 41, 60 meters. Two dual-gate MOSFETS give excellent sensitivity, selectivity with car receiver. Push button band selector. Tune with car radio. Plugs between antenna and radio. 12 VDC. **304** is 5 1/4 x 1 1/4 x 4". **308** is 6 1/4 x 1 1/4 x 5". Free catalog.

**MFJ-10, 3 foot coax with connectors, \$4.95.**

Order from MFJ and try it. If not delighted, return within 30 days for refund (less shipping). **One year unconditional guarantee.**

Order yours today. Call toll free 800-647-1800. Charge VISA, MC. Or mail check, money order. Add \$4.00 each for shipping and handling.

**CALL TOLL FREE . . . 800-647-1800**

Call 601-323-5869 for technical information, order/repair status. Also call 601-323-5869 outside continental USA and in Mississippi. ✓ 47

**MFJ ENTERPRISES, INCORPORATED**

Box 494, Mississippi State, MS 39762

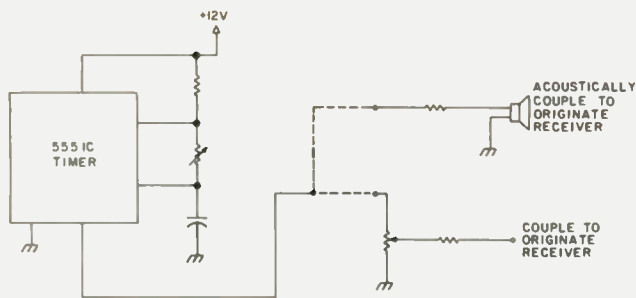


Fig. 3. A 555 oscillator at 2225 Hz can be used to fool an originate modem into thinking it is connected to an answer modem so that it will enable its transmit tones while operating half duplex. This is not required if a minor change inside your originate modem can be tolerated.

the ST-6 can be modified easily to handle both existing RTTY tones of 2125-Hz mark and 2295-Hz space and 103/113 tones by retuning audio filters. Clearly, a contest of wills and pocketbooks is in the offing before this incompatibility is resolved. Our feeling is that the old 170-Hz shift should be kept for those stations still running 60-wpm Baudot and that 200-Hz shift will be used for 110- and 300-baud ASCII.

### ASCII RTTY via OSCAR Satellites

OSCAR satellites present a special problem for RTTYers for either ASCII or Baudot. The managers of the satellites do not like any type of FM (such as FSK) to be used because the signal has a 100% duty cycle. They prefer lower duty-cycle signals that are keyed on and off in order to keep overall loading on the satellite within reasonable levels. Thus, any RTTY modem for communications via OSCAR satellites should be capable of on/off keying. Because of noise characteristics, for equal results a good on/off-keying RTTY demodulator needs to be a bit more sophisticated than its FSK counterpart. For the 1980s, an on/off keying capability will be a must for RTTY modems.

### VHF/UHF ASCII RTTY

In contrast to HF and

OSCAR RTTY, we expect to see ASCII with Bell 103/113 tones dominate VHF/UHF RTTY. This seems fairly certain because of the decline in Baudot RTTY activity on the VHF/UHF bands in recent months.

As noted earlier, the cheapest way of communicating with a computer is to use an originate modem. Manufacturers' surplus originate modems are available for as little as \$25. This works fine if the originating station connects with another station which has an answer modem. Another look at Table 1 will convince you that two originate modems cannot talk to each other. The same is true of two answer modems. Those with originate/answer modems can talk to anyone; indeed, this is the case with many computer owners.

### Modem Translator Experiments

A scheme was needed to make two originate modems compatible. The solution: placing a modem translator at the WD4WG/R 2-meter repeater which serves the Washington DC area RTTYers and amateur radio computer enthusiasts. Just as the repeater operates on two radio frequencies to translate incoming signals to the correct output frequency, the translator modem changes incoming audio tones from originate modems into answer

modem tones on the repeater output. As a result, all originate modems listening to the repeater output are able to copy all signals.

The advantages of this scheme are:

- Uses exactly the same modems as used over telephone lines.
- Requires no special, unique hardware.
- Eliminates the need for the more expensive answer modems at all stations.
- Regenerates data at the repeater, realizing some improvement in signal-to-noise ratio.
- Does away with the problem of who is originating and who is answering, which normally is needed in duplex modems.

**Implementation:** Hardware installation was fairly simple. An answer modem initially was connected as shown in Fig. 1. The lines required to the repeater were an audio tap off the receiver and a tap into the transmitter audio line. The received data line coming out of the modem receiver was then echoed back into the modem transmitter so that an exact replication of all data present on the repeater input was reproduced on the repeater output.

The only other signal required is an *enable* signal to tell the modem when to initiate its transmit tones. This was done in the initial installation by simply taking the received data *carrier-detect* line, delaying it up to five seconds with an emitter-follower and a capacitor, and using that to drive the transmit enable line of the modem transmitter. With the resetting diode shown in the circuit of Fig. 2, any momentary loss of carrier would reinitialize the five-second turn-on delay, thereby preventing the transmit tones from coming up on anything but a valid signal. The controls as described above make

the modem an autonomous device requiring nothing but power and the two audio connections.

**Controls:** Later, additional control circuitry was added to disable the function entirely. This is needed during periods of experimentation with other types of modulation on the repeater and to aid repeater troubleshooting. A final refinement was to use the data carrier detect to open up the repeater audio line between the receiver and transmitter. This ensures that noise on the signal received at the repeater is not added to the transmitter output.

**Installation:** To minimize repeater maintenance problems, the answer modem described here was packaged in modular form. A separate ac power supply was included in the module.

**One Hitch:** There is a minor problem with the scheme described here due to the manner in which commercial originate modems operate. Many originate modems wait for the receipt of the answer carrier before the originate-transmit tones are enabled. This is done by sampling the receive carrier-detect line in the originate modem and looping it back to the originate-transmit enable. This feature poses no problem for a station while receiving because it will hear the answer tones being transmitted by the repeater. But, on transmit, since the receiver is most likely disabled, the originate modem will not hear the answer tones. Fortunately, this is a wiring change only for those individuals who are using surplus or homebrewed gear. They can wire the modem-transmit tones to come on only when the radio transmitter is keyed on. For the casual user who has a nice expensive com-

mercial modem that should not be attacked with the soldering iron, there is another way to coax a modem into originating tones first. A simple switch inserted into the carrier-detect line to enable or disable this function is a solution. Another one is to use a 555 timer in an oscillator circuit to generate 2225-Hz tones to fool the modem into thinking it is on line. These tones may either be hard-wired or acoustically coupled into the modem during transmit to enable the originate transmitter. A possible circuit is shown in Fig. 3 and can be constructed for less than \$2.

### Conclusions

FCC approval of ASCII will be a boon to amateur radioteletype activity, especially on the VHF/UHF bands. It should help not only to get back some RTTYers who drifted off to

play with computers, but also to stimulate some computerists to become hams.

The repeater modem translator described above has been in place since March, 1979. It is an inexpensive way to permit use of existing originate-only modems. ■

### References

1. Robert T. Rouleau VE2PY, "The Packet Radio Revolution—Pioneers, Take Note!", 73, December, 1978.
2. Ron Hesler VE1SH, "DOC Creates New Amateur License Class," QST, December, 1978.
3. Ken Smith VE3HQB and Glen Simpson VE3DSP, "Packet Radio (Using a 1802)," AMRAD Newsletter, June, 1979. (From IPSO FACTO newsletter of the Association of Computer Experimenters.)
4. Ian Hodgson VE2BEN, "An Introduction to Packet Radio," Ham Radio, June, 1979.
5. R. W. Bremer, "Inside ASCII," Interface Age, May, June, and July, 1978.

## DOLLAR SAVER/SPACE SAVER WELZ SP-300 SWR & POWER METER 1.8 to 500 MHZ/1 W to 1 KW



Exclusive cross over frequency range  
3 Transmitter/3 Antenna Connectors.  
One SWR/Power for the serious amateur who operates all bands, HF to 450 MHz

**INTRODUCTORY PRICE ONLY \$190.00**

Serious Dealers Listing Available.




1275 N. Grove St.  
Anaheim, Cal. 92806  
(714) 630-4541

NOTE: Price, Specifications subject to change without notice and obligation.

## CLOCKS & KITS

### SEE THE WORKS CLOCK Our Easiest Clock To Assemble



Model 850

Six digits LED clock. 12 or 24 hour format. Attractive clear plexiglas stand. Kit is complete including pre-cut and drilled plexiglas stand and all hardware. Size: 6" H x 4-1/3" W x 3" D  
Model 850 ..... \$29.95  
Model 850 WT (Factory wired & tested) ... \$39.95  
Now available with GREEN LEDs  
Model G850 ..... \$39.95  
Model G850WT (Factory wired & tested) ... \$49.95  
(10% off if you buy 3 or more)

### 6 DIGIT CLOCK KIT

12 or 24 hour format. Six large .5" digits. 50/60 hz operation. Kit is complete with attractive plexiglas cabinet.

Model 5314 ..... \$29.95



Model 5314

### MOBILE CLOCK KIT

6 Digit LED display. 12 or 24 hour format. Will operate 12 VDC or 12 VAC. Accurate crystal time base. LED display turns off and on with ignition if desired. Kit is complete with cabinet and 4 way mounting bracket.

Model 2001R ..... \$29.95  
(\$27.95 in qty. of 3 or more)



Model 2001

### 60 HZ CRYSTAL TIME BASE

Enable your digital clocks to run on DC power.

Model TB-1 ..... \$4.95  
Model TB-1WT (wired & tested) ..... \$9.95

### VEHICLE INTRUSION ALARM

Easy to assemble and install, this kit offers options not normally found in other alarm systems. Hidden switch mounts under the dash. Kit has provision of sensors and remote control switch. Programmable time delays for exit, entry and alarm periods. Basic hook-up utilizes the dome light circuit activating when doors are opened. The alarm will drive a siren or pulse horn at a 1 HZ rate. Not prone to false alarms due to reliable CMOS circuitry. No external switch required. Complete kit with easy to follow instructions and diagrams.

Model ALR-1 ..... \$14.95  
Model ALR-1WT (wired & tested) ..... \$24.95

(10% off if you buy 3 or more)

**TERMS:** US & Canada add 5% shipping, handling & insurance. Foreign orders add 10% (20% airmail). Orders under \$20.00 add \$1.50 extra handling. COD add \$2.00. Visa/Mastercard welcome. Ohio residents add 4 1/2% sales tax.

Prices subject to change without prior notice.



DECO ELECTRONICS  
P. O. BOX 9169 DEPT. K  
CINCINNATI, OHIO 45209  
Phone: (513) 531-4499

# The Radio Shack Pro-2002 Scanner

## — a look at the Shack's latest

**W**hen any manufacturer bills a new rig as the "ultimate scanner," naturally I'm skeptical. I've seen several of the new synthesized receivers which are promoted as being capable of receiving everything under the sun. They're usually rehashed versions of the lower-priced rf packages with some gingerbread knobs and switches added for color. These units are almost invariably full of bugs and prone to breaking down about one week after the warranty expires, so when Radio Shack announced the introduction of their new microprocessor-based scanner, I viewed it with anxious, but cautious, optimism.

The Realistic Pro-2002 is Radio Shack's latest addition to its line of scanners and is a replacement of the Pro-2001. It is cosmetically similar to its predecessor, being housed in the same-dimension case, but this is

where the similarity ends. The 2002 is a totally new concept for Realistic and contains several features unique in scanner technology. The rig is microprocessor-based and all functions are accessed via the 30-key front-panel keyboard. It covers the 30-50 MHz VHF-low, 108-136 MHz aircraft, 138-174 MHz VHF-high, and 410-512 MHz UHF bands. Fifty channels may be stored in five banks of 10 each, as well as five search ranges, with individual delay, lockout, and priority options. Volume and squelch rotary controls are large and conveniently located. Logging indicators are provided for easy return to a desired setting. A 12-hour digital clock with am/pm indicator is becoming a standard feature in programmable units and is present on the 2002. Other useful functions are selectable scan/search speeds, directional search, scan and manual controls, external

speaker, antenna, and tape-out jacks. A 120-V-ac cord is built in and a jack for 12 V dc is provided along with cables and mobile mounting bracket.

Due to the complexity and uniqueness of the Pro-2002, I will attempt to cover its features and functions individually rather than collectively.

### Frequency Coverage

The 2002 has one of the most enviable frequency repertoires in the scanner industry. Bands covered are 30-50 MHz in 5-kHz increments, 108-136 MHz in 25-kHz increments, 138-174 MHz in 5-kHz increments, and 410-512 MHz in 12.5-kHz increments. That's a total of 4000 low-band, 1120 aircraft, 7200 high-band, and 8160 UHF channels, or 20,480 discrete frequencies! Notice that among these bands are included 138-144 and 410-420 MHz ranges, used by the US

Government, which cannot be directly received by any other commercially available searching synthesized scanner.

### Searching/Scanning Functions

A maximum of 50 channels may be programmed into the memory of the scanner. Channels are programmed into the unit via the 30-key color-coded front-panel keyboard and are stored in banks of 10 channels. These banks may be selectively scanned or locked out during scanner operation by using the appropriate bank-select key(s). Banks are labeled 10, 20, 30, 40, and 50. For example, bank 30 would contain channels numbered 31 through 40. In addition to storing channels to be scanned, these bank-select keys also perform double-duty as keys for selecting search ranges. Up to five ranges may be programmed into positions S1 through S5.



Both the speed and direction of the searching may be controlled. To initiate a search, the user enters the lower and upper search limits of the desired range and selects either the upward or downward direction. Direction may be changed at any time during the search. Search speeds of 3 or 8 channels/second may be selected by using a toggle-action push-button control. Once programmed, search ranges remain memorized even when the unit is turned off or unplugged, provided the 9-V-dc backup battery is installed. Ranges may be selected or locked out using the bank/search-select keys. If two or more search ranges are programmed and locked in, the microprocessor will search through all ranges sequentially. For example, if range S1 is programmed to search 154-158 MHz and range S2 is programmed to search 453-456 MHz, the unit will begin to search at 453 MHz after it has finished 154-158 MHz. If any other ranges are programmed and locked in, the searching will continue through these other ranges. Upon searching the last range in the sequence, the unit will repeat the search beginning at the first range. If only one of the five ranges is programmed, searching will repeat over this range only.

Scanning is controlled by using keys labeled scan, manual, delay, priority, and lockout. Manual channel selection may be achieved by either stepping through the channels with the manual key or by selecting a particular channel with the digital keyboard.

Lockout serves to eliminate a particular channel or channels from the scanning repertoire. Delay is used to add a three-second delay onto selected channels after a transmission is received and prior to the resumption of scanning.

The priority key is used to assign priority status to one of the scanner's 50 channels. When a channel has been given priority, this frequency is sampled once every three seconds, for a period of 100 milliseconds, regardless of other scanner activity. If a signal is received during the priority sampling, the receiver immediately switches to this frequency for the duration of the message.

The scan rate is selectable at either 3 or 6 channels/second. For a rig with up to 50 channels to sample, this is too slow. Ideally, the rates should be selectable at either 15 or 20 channels/second. With the existing scan rate, however, I've found it to be practical to scan no more than 20 channels (two banks) at one time.

#### Miscellaneous Features

The digital readout display is comprised of seven-segment green LEDs and provides information concerning whether the unit is in the scan, manual, search, or program mode, if a channel is programmed with a delay or lockout, if the unit is in the priority mode, and which is the priority channel. Also indicated are which channel/search banks are active or locked out, channel numbers, and a seven-digit frequency readout.

The frequency display also doubles as the readout for the digital clock, indicating hours, minutes, and seconds. The clock, which operates in the 12-hour mode, requires continuous ac or dc current to operate. Should power be interrupted or cut off, the display continuously flashes "E00.00.00" until reprogrammed with the correct time. The clock cannot be programmed to automatically turn the scanner on or off at a desired time; it isn't a clock-radio.

Should the user desire to conserve power when operating the scanner from a battery, a switch is provided on the rear panel to disable the clock. The clock may be displayed anytime simply by pressing the clock key.

In order to stop the rig during the search mode, a monitor key is provided. This control also places a particular frequency from the search range into a special memory for future reference or transfer to one of the scanner's regular channels.

A mobile mounting bracket is provided in order to permit installation in a vehicle. A unique three-wire dc power cable is also included, consisting of black, brown, and red leads. The black cable is connected to negative ground and has an in-line connector for easy removal of the scanner. Red is connected to +12-V-dc continuous power source, and the brown lead is connected to +12-V-dc accessory fuse box terminal. (The purpose of the second +12-volt connection is for memory retention and clock circuits.)

A single external antenna terminal is provided, which is a decided advantage to the dual VHF/UHF inputs on previous Realistic models.

#### Rf Comments, Specifications

While the scanner is designed with both AM detection and FM quadrature detector, the two circuits do not function simultaneously on all bands. FM signals are received on all bands except the 108-136 MHz aircraft range, which is only received in the AM mode. The AM detector does not function on any frequency outside this band.

The Radio Shack Pro-2002 was added to its Realistic line of scanners this


year and is a replacement for the excellent Pro-2001. While the 2001 covered only the conventional VHF-high/low and UHF bands (FM only) with 16 channels, it did so with overall sensitivity and audio clarity superior to the Pro-2002. On the specification sheets, both are listed as having the same sensitivity for VHF-high/low and UHF bands. In operation, however, the 2002 cannot receive and reproduce signals with the same clarity as its predecessor. Moreover, when field tested in mobile operation, the Pro-2002 had a high amount of static and ignition noise. Under the same conditions, the Pro-2001 received very little such interference. Another disturbing point is the reception of images and interference in the VHF-high band, especially in metropolitan areas with heavy signal density.

It is unfortunate that, with all the features the Pro-2002 includes, the rig doesn't have a better rf package inside. If its receiver circuitry performed as well as that of its predecessor, the Pro-2002 would be superb. Nevertheless, the unit's frequency coverage alone places it in a category by itself, and VHF-high band sensitivity is very good.

Should Radio Shack choose to re-manufacture the Pro-2002 and improve the VHF-high image rejection, UHF sensitivity, and scanning/searching rates, the results would be truly appreciated by serious monitor enthusiasts. Such a revamping was done by Radio Shack under similar circumstances with the DX-300 communications receiver.

The Pro-2002 programmable AM/FM scanning receiver is available from *Radio Shack, One Tandy Center, Fort Worth, TX 76102*. Reader Service number 479. ■

# What is WB6YXY Doing?



---

**Working a  
DX station? No**

---

**Keeping a  
SKED? No**

---

**Rag  
chewing? No**

---

WB6YXY is completing the final phase in the stringent quality control procedure that every Cubic Communications product goes through: An **On The Air Test!**

We are not content to accept the fact that each transceiver goes through at least 30 quality control checks during manufacturing, or that each radio is given a 72 hour Burn-In, or that every transceiver must pass the torture of the Shake Table. We at Cubic feel that the ultimate test is to put each unit on the air and have it put through its paces by one of many hams on our staff. We could, as many of our fine competitors do, only warehouse & re-ship to the dealers with the hope that the equipment will work. That would be cheaper. However, Cubic Communications is building equipment for hams by hams and when one of our staff has a QSO with a Cubic owner, they want to feel confident that everything that could be done, was done to assure satisfaction.




**CUBIC COMMUNICATIONS**

A member of the Cubic Corporation family of companies

305 Airport Road, Oceanside CA 92054 (714) 757-7525

✓70

# Step Up To The Cubic Communications "ASTRO 103"



## Dual VFOs Give You Two Radios for the Price of One!

Competitively priced, quality American design and construction by Cubic . . . a leader for 3 decades in defense and commercial electronics

### Features:

All band coverage including WWV and the new WARC bands

DUAL VFO's each provide complete band coverage. (You are not limited to a single memorized frequency)

235 Watts input, SSB and CW on all frequencies

IF Passband Tuning not to be confused with ineffective "IF shift"

Utilizes an 8 pole filter which is continuously variable for either high pass or low pass.

CW Crystal Filter (optional), 400Hz 6-pole

Unique Visual Display of Passband

External Receive Antenna Jack allows separate transmit and receive antennas

Tunable Notch Filter when combined with passband tuning, provides the ultimate in removing interference

Full or Semi CW Break-In

Selectable hard/soft keying makes the difference in pile up

Continuously Variable AGC lets you hear the weak signal which would normally be masked by strong adjacent channel interference

Logarithmic Speech Processor

AF, RF and IF Gain Controls to provide an infinite selection of receiver dynamics

4 Function Meter reads "S" units in receive, and selects forward

power (calibrated in watts PEP), reflected power, or ALC level in transmit

Military Quality PC Boards of double sided, plated through glass epoxy material

Modulated Construction with PC boards and assemblies interconnected by plug-in strip line and coaxial connectors. Chassis and cabinet are of rugged steel construction

Call or write for a Free Brochure



**CUBIC COMMUNICATIONS**

A member of the Cubic Corporation family of companies

301 Airport Road, Oceanside, CA 92054 (714) 757-7525

### Complete System 103



PSU-6A  
Power Supply/ Speaker

ASTRO 103  
Transceiver

1500Z-A  
1500 Watt Linear  
Amplifier

ST-2B  
2kW Antenna Tuner

# An Easy L-Meter

## — you'll need a frequency counter

The measurement of small values of inductance often is difficult without specialized (and expensive) equipment. If, though, you have a frequency counter, a handful of commonly-available parts, and a bit of ambition, the undertaking is much simplified. If you have a simple calculator, the math takes only seconds.

The idea is not mine. It came from William Huffman N5CC, who asked me to prepare an article on the subject. Bill built the ancillary device to be used with a counter. The design is straightforward and its construction should present no problem. A glance at Fig. 1,

which shows the schematic wiring diagram, will reveal a simple Colpitts oscillator.

This oscillator, which should have excellent short-term stability and good long-term stability, needs only the usual care in construction. The two fixed capacitors, constituting the combination reactance-dividing network and capacitance portion of the LC circuit, should be silver-mica or, preferably, polystyrene, for best stability.

As built by N5CC, the oscillator sits in a 12.5 cm × 8.75 cm × 7 cm (5" × 3" × 2.75") cabinet. The Radio Shack 270-251 will

give you room to spare. Internally, the 9-V battery shares space with oscillator components. Externally, the front panel holds a push-to-make momentary-contact switch and a pin jack for bringing out the rf signal. On top is a pair of binding posts for attaching the inductor to be measured.

To use it, connect a counter to the rf output pin jack. Then calibrate the oscillator.

If you have an inductor of known value, this is a one-shot action. However, if you don't (and most of us don't), you can do a fairly accurate job by averaging a number of marked inductors. That's what I did. My hellbox delivered up a number of rf chokes marked 47 μH and 56 μH. In turn, each of these was attached to the inductor terminals and the resultant oscillator frequency was measured by the frequency counter. By presuming an accurately marked inductor, one can compute a presumed value

for the internal capacitance of the oscillator circuit.

Average a stack of these and you have a figure that quite probably is reasonably accurate.

Here are the simple mathematical steps to follow in the computation of internal capacitance:

$$4\pi^2 f^2 LC = 1$$

$$C = 1/4\pi^2 f^2 L$$

$$C = 1/39.478 f^2 L$$

Let an inductor marked 47 μH be attached to the oscillator and the resultant frequency be recorded (in MHz). Presume it to have been 1.032 MHz. Then, to have capacitance ascertained in picofarads,  $CpF = 1/39.478 \times (1.032)^2 \times 47 \times 10^{-6} = (1 \times 10^6)/39.478 \times 1.065 \times 47 = (1 \times 10^6)/1976 = 0.000506 \times 10^6 = 506$ .

Repeat this operation for a number of marked inductors and then average the results. In my case, the average was very close to 500 pF, which seemed to be a

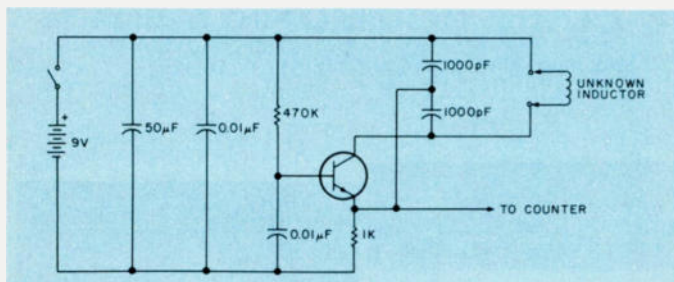


Fig. 1. Colpitts oscillator. Any high-beta NPN transistor should prove to be a reliable oscillator over a wide frequency range.

reasonable value considering the components in the oscillator circuit.

Going back to our original formula and using  $f$  in MHz,  $L$  in Henrys, and  $C$  in picofarads, we see that:

$$L_H = 1/4\pi f^2 C$$

$$L_H = 1/39.478 f^2 500$$

$$L_H = 1/19739 f^2$$

$$L_H = 0.0000506/f^2$$

Now let's put an inductor marked 56  $\mu$ H, 5%, in the oscillator. Its frequency measured 0.9648 MHz. Dropped into the formula:

$$L_H = 0.0000506/(0.9648)^2$$

$$L_H = 0.0000506/0.9308$$

$$L_H = 0.0000543$$

$$L_{\mu H} = 54.3$$

If we presume the inductor was correctly marked, the accuracy of the formula is confirmed. All you need to remember for future measurements is one concise formula:

$$L_{\mu H} = 50.6/f^2 \text{ MHz.}$$

There are a few precautions to be observed. The

lead from counter to oscillator affects frequency, so it should be precisely the same from calibration to use.

The developer, N5CC, recommends that several oscillators be used for enlarging the range of inductors to be measured. His prototype, which has 1000-pF capacitors in the LC circuit, works best in measuring low-value inductors. He suggests the use of 10,000-pF capacitors for inductors in the 1-mH to 1-H range.

Note that the accuracy of inductor measurement hinges upon two factors: the accuracy of the frequency counter and the precise knowledge of the calibrating inductor. The former should present no problem, but finding an inductor of an exactly-known value is not easy! Take consolation in the fact that its use is required only once! ■

# AEA MORSEMATIC MM-1 KEYS

COMPUTERIZED KEYS... GREAT FOR CONTESTING, DX OR CODE PRACTICE

**CASH PRICE**  
**\$175.00**

LIST \$199.95



CK-1 CONTEST KEYS \$129.95

KT-1 KEYS/TRAINER \$129.95

ME-1 MEMORY EXPANSION BOARD FOR MM-1 KEYS \$59.95

MK-1 STANDARD KEYS \$79.95

MT-1 MORSE TRAINER \$99.95

AC-1 600 Ma. A.C. SUPPLY \$14.95

AC-2 350 Ma. \$9.95

## ISOPOLE VHF ANTENNAS

ISOPOLE 144 OR 220 JR. \$29.95

ISOPOLE 144 OR 220 SR. \$39.95

## HANDHELD SPECIALS!

YAESU	FT-207R	\$259.95
KENWOOD	TR-2400	\$299.95
ICOM	IC-2AT	\$239.95
TEMPO	S1-T	\$249.95
TEMPO	S-1	\$229.95

\*TR-2400 AND FT-207R SPECIAL

—LIMITED OFFER—SUBJECT TO STOCK ON HAND

## ALPHA AMPLIFIERS: IN STOCK

ALPHA	374A	\$2155.00
ALPHA	78	\$2865.00
ALPHA	76PA	\$1975.00

## C.D.E. ROTATORS

HAM IV ROTATOR \$165.00  
TAILTWISTER \$235.00

WRITE FOR COMPLETE SPECIFICATIONS ON AEA KEYS OR ALPHA AMPLIFIERS

WE STOCK KENWOOD, ICOM AND YAESU

SEND \$1.00 FOR CATALOG AND USED LIST AND WE WILL ADD YOU TO OUR MAILING LIST.

**No Sales Tax in Montana.**

**CALL TODAY!**  
**406-259-9554**

**CONLEY RADIO SUPPLY**  
**318 N. 16TH ST.,**  
**BILLINGS, MT 59101**

## FAST SCAN ATV

WHY GET ON FAST SCAN ATV?


- You can send broadcast quality video of home movies, video tapes, computer games, etc. at a cost that is less than slosscan.
- Really improves public service communications for parades, RACES, CAP searches, weather watch, etc.
- DX is about the same as 2 meter simplex — 15 to 100 miles.

ALL IN ONE BOX



TC-1 Transmitter/Converter . . . . . Plug in camera, ant., mic, and TV and you are on the air. Contains AC supply, T/R sw, 4 Modules below . . . . . \$399 pdd

PUT YOUR OWN SYSTEM TOGETHER



TXA5 ATV Exciter contains video modulator and xtal on 434 or 439.25 mHz. All modules wired and tested . . . . . \$89 pdd

PA5 10 Watt Linear matches exciter for good color and sound. This and all modules run on 13.8 vdc. . . . . \$89 pdd

TVC-2 Downconverter tunes 420 to 450 mHz. Outputs TV ch 2 or 3. Contains low noise MRF901 preamp. . . . . \$55 pdd

PACKAGE SPECIAL all four modules \$249 pdd

FMA5 Audio Subcarrier adds standard TV sound to the picture . . . . . \$29 pdd

SEND SELF-ADDRESSED STAMPED ENVELOPE FOR OUR LATEST CATALOG INCLUDING:

Info on how to best get on ATV, modules for the builder, complete units, b&w and color cameras, antennas, monitors, etc. and more. 20 years experience in ATV. Credit card orders call (213) 447-4565. Check, Money Order or Credit Card by mail.

**P.C. ELECTRONICS**

Maryann  
WB6YSS

2522 PAXSON  
ARCADIA, CA 91006

Tom  
W6ORG





# WE'RE **ROLIN** ✓418 IN CRYSTALS!

**2 Meter Crystals — \$3.95 each  
(10 or More — \$3.50 each)  
Quick Delivery**

### We Stock Crystals For:

Clegg	Drake	Icom
Kenwood	Midland	Regency
Standard	Wilson	Yaesu
Lafayette	Tempo	VHF Eng

### Rolln Distributors

P.O. Box 436 Department 7  
Dunellen, N.J. 08812  
201-469-1219

(We Also Accept Orders For Custom Crystals.)

## IRON POWDER and FERRITE PRODUCTS

# AMIDON

*Associates* ✓334

Fast, Reliable Service Since 1963

Small Orders Welcome

Free 'Tech-Data' Flyer

Toroidal Cores, Shielding Beads, Shielded Coil Forms  
Ferrite Rods, Pot Cores, Baluns, Etc.

12033 OTSEGO STREET, NORTH HOLLYWOOD, CALIFORNIA 91607

## SR STANDARD

# C-7800

450 MHz FM



## SAVE \$100

480 channels 438-449.975 divided into 12 steps of 1 MHz, each scanned at 25/50 KHz intervals searching for busy or vacant channels. Two priority channels. Program & scan any 5 frequencies. Memory back-up, 1 or 10w output. Mic. with up/down freq. control. Four LED readout & 9 LED S/RF meter. 6 1/4" w x 2 3/4" h x 6 3/4" d, 6 1/2 lbs. 13.8v @ 4 1/2 A. With mob. mt., & cord.  
Regular \$499<sup>95</sup> - Sale \$399<sup>95</sup>



## AMATEUR ELECTRONIC SUPPLY

4828 W. Fond du Lac Avenue  
Milwaukee, Wisconsin 53216  
Phone: (414) 442-4200

Wisconsin WATS: 1-800-242-5195

Nationwide WATS: 1-800-558-0411

AES Branch Stores In: Clearwater, FL •  
Orlando, FL • Wickliffe, OH • Las Vegas, NV



## FREE!

1981  
DISCOUNT  
ELECTRONICS  
CATALOG

### JOIN THE PAK!

Send for our Free catalog and become a member of our exclusive Pak. Our

members receive Poly Paks' exciting catalog several times a year. We offer:

Penny Sales, Free Premiums and Low, Low Prices on a wide variety of

Electronic Products such as Computer Peripherals, Integrated Circuits, Speakers, Audio Equipment, Rechargeable Batteries, Solar Products, Semiconductors, and much, much more!  
Take advantage of our 25 years as America's foremost Supplier of discount electronics.

### RUSH ME YOUR FREE DISCOUNT CATALOG!

NAME: \_\_\_\_\_

ADDRESS: \_\_\_\_\_

CITY: \_\_\_\_\_

STATE: \_\_\_\_\_ ZIP: \_\_\_\_\_

CLIP AND MAIL COUPON TODAY TO:

**POLY PAKS, INC.** ✓58

P.O. Box 942, ST12  
S. Lynnfield, MA 01940

(617) 245-3828

Over  
4.5 Million  
Satisfied  
Customers

## TRAC



TRAC\*ONE + DELUXE  
CMOS KEYSER

## \$119.95

### Features:

Model TE-464

- \* True CW signal reproduction—Single signal reception
  - \* Removes all QRM and QRN
  - \* Digs out CW signal, decodes it with Phased Lock Loop Tone Decoder then reproduces it with full operator control over Gain, Freq, Tone, Delay.
  - \* All controls on front panel
  - \* Freq control variable 300 Hz to 2500 Hz will match any rig.
  - \* LED flashes during decoder operation
  - \* Operates in line with rig audio—leave in line on OFF/BYPASS
  - \* Built in speaker
  - \* Headphones jack rear panel
  - \* Battery or AC-adaptor, 9VDC operation
- PLUS:**
- \* Deluxe CMOS Keyer—"State-of-the-art" CMOS circuitry
  - \* Self-completing dots and dashes
  - \* Both dot and dash memory
  - \* Iambic keying with any squeeze paddle
  - \* 5-50 w.p.m.
  - \* Speed, Volume, Tone, Tune and Weight controls
  - \* Sidetone and speaker
  - \* Semi-auto switch for bug or straight key
  - \* Deluxe quarter-inch jacks for keying and output
  - \* Keys grid block or solid state rigs



TRAC\*ONE CW  
PROCESSOR

## \$89.95

### Features:

Model TE 424

- \* True CW signal reproduction—Single signal reception
- \* Removes all QRM and QRN
- \* Digs out CW signal, decodes it with Phased Lock Loop Tone Decoder then reproduces it with full operator control over Gain, Freq, Tone, Delay.
- \* All controls on front panel
- \* Freq control variable 300 Hz to 2500 Hz will match any rig.
- \* LED flashes during decoder operation
- \* Operates in line with rig audio—leave in line on OFF/BYPASS
- \* Built-in speaker
- \* Headphones jack rear panel
- \* Battery or AC-adaptor, 9 VDC operation ✓76

SEND FOR BROCHURE ON OUR FULL PRODUCT LINE  
ELECTRONICS, INC.

1106 RAND BLDG.  
BUFFALO, NY 14203  
(716) 852-8188

## TRAC

# At Last.

A microthin, synthesized, programmable, sub-audible tone encoder that fits inside the ICOM IC-2AT.

Need we say more?

\$29.95



**COMMUNICATIONS  
SPECIALISTS**

426 West Taft Avenue, Orange, CA 92667  
800/854-0547 California: 714/998-3021

# A Quad for Two Meters

## — the Palomar portable power picker-upper

For the most part, we take the ease and convenience of two-meter FM operation for granted. Since it's possible to access a repeater in many areas with almost no antenna, there's a tendency to let the repeater do *all* the work, just getting by with an absolute minimum for a portable or mobile antenna—rubber duck, quarter-wave whip, or the like. This approach works most of the time, allowing casual operation through repeaters,

but often falls far short of providing really good performance when working simplex and when used under demanding conditions of rough terrain, contest competition, and poor propagation paths.

If your fancy turns to backpacking, mountaintopping, and similar ham pursuits, the added forward gain and physical selectivity offered by a small beam will reap handsome dividends. Most apparent will be the improvement in

transmitted and received signal levels, but—very important to those who regularly operate from the higher elevations—the “physical selectivity” (front-to-back and front-to-side discrimination) offered by a beam will make such operation a great deal more orderly, reducing the tendency to key up several repeaters simultaneously and sorting out signals on the popular simplex frequencies. One of the most suitable antennas to do these things is the quad.

The quad is primarily considered an antenna for the HF bands, with its asserted element-for-element superiority over the yagi and its potential for use of low-cost construction materials. But the quad is a good performer on any frequency, and in recent years has received increasing attention as an effective and efficient VHF and UHF antenna.


There are a number of reasons for looking at the quad for VHF/UHF use. The antenna can be built of inexpensive and easily-obtained materials, and its performance can be equal to or better than other arrays of comparable size. Adjustments for resonance and feedpoint impedance matching are easily made, and the antenna readily lends itself to stacking either side by side, or one

above the other, as with yagi arrays. Too, the quad is a relatively broadband antenna, making it particularly useful on the wider VHF/UHF bands.

The basic quad consists of a full-wavelength driven loop and a reflector, which is cut about 5% longer than the driven element and spaced between 0.15 and 0.25 wavelength. Closed loops can also be used for the directors, in which case they are made 5% shorter than the driven element. Any reasonable number of directors can be added, until the antenna becomes too bulky and unwieldy and a point of diminishing returns is reached.<sup>1</sup>

As a rough guideline, when compared with the half-wave dipole, the two-element quad shows a gain of 6-7 dB, as opposed to a 5-dB gain for a two-element yagi. The three-element quad (reflector, driven element, and one director) is capable of about a 10-dB gain, while a five-element quad—generally considered impractical at HF frequencies except by the hardest “antenna farmers”—checks in with a gain of 13 dB.

<sup>1</sup>For a specialized discussion of the quad on the higher bands, refer to the *RSGB VHF/UHF Manual*, by D.S. Evans G3RPE and G.R. Jessup G6JP. A British publication, the book is readily available in the United States.



Portable two-meter quad from Palomar Engineers.



Besides the plain-vanilla quad, there are several specialized configurations popular on VHF and UHF. The so-called Swiss Quad, pioneered by HB9CV, is an all-metal, mechanically-excellent, all-driven array having a radian pattern comparable to that of the ordinary quad. The expanded or bi-square quad is a takeoff on the basic configuration, in which dimensions are expanded to two wavelengths for each loop (for added gain); dimensions are still practical even on the lowest VHF band, 6 meters. The Super Quad describes virtually any combination of standard (one-wavelength) or expanded (two-wavelength) quads stacked in various arrangements to yield very high gain figures. Finally, the Quagi, which is a hybrid antenna blending features of both the quad and yagi into a single design, uses a standard one-wavelength quad driven element and reflector in combination with dipole (yagi) director elements. The result is an antenna boasting high gain, simplified construction, and easy feedpoint matching.

Regardless of type, simple quads scaled to VHF and UHF dimensions are increasingly popular in mountaintopping, Field Day, backpacking, and portable operation for reasons of economy, bandwidth, high gain, portability, and relative ease of construction. An interesting commercial two-meter portable unit—perhaps the first commercially produced—is the Palomar Engineers collapsible quad. Designed particularly to extend the range of low-power two-meter transceivers by providing the gain and front-to-back discrimination of the two-element quad, it is a good candidate for serious in-the-field work when one would like to have the effective gain of a linear amplifier but without

being saddled with additional battery power and weight requirements.

The Palomar design is based on one of the several portable quads described by R.J. Decesari WA9GDZ/6 in the September, 1980, issue of *QST*.<sup>2</sup> The Palomar antenna, presented as a good alternative to a standard 4-element yagi, is capable of up to 6 dB forward gain with an excellent front-to-back ratio.

The original WA9GDZ/6 designs were the results of a quest to construct a highly portable (non-yagi) antenna that packed a substantial gain into a small package; efforts to design a collapsible yagi had proved overly large and cumbersome. Several alternative designs were built, some with 45-degree diagonal polarization for good compatibility with both FM (vertically-polarized) and SSB/CW (horizontally-polarized) modes, and some with straight vertical polarization. Other models were built that used different methods of keeping the quad spacers erect. The Decesari antennas can be made from any of several hardwood, plastic, and Plexiglas™ material; the loops are constructed of copper wire.

Palomar Engineers are the exclusive manufacturers of the patented 2-meter version, which is based on the Fig. 7 design in the *QST* article.

The antenna uses quad driven-element, reflector, and spacing dimensions optimized for 146-MHz operation, with the feedpoint at one side of the driven element to yield a vertical polarization characteristic for FM work. These figures work out to a driven element about 1.72' on a side, a reflector 1.80' on a side, and

<sup>2</sup>Decesari, R.J. WA9GDZ/6, "A Portable Quad for 2 Meters," *QST*, September, 1980.

an element spacing of about 16". In this design, the elements are made of #18 PVC hookup wire, the quad "spider" is lucite, while the spacers, boom, and mast are of wooden dowel construction. The storage container/support is fabricated from cardboard and has a varnish coating. The antenna uses knurled brace thumbscrews to hold the spacers in place. Four wooden spokes at the bottom of the storage container form a stand to provide support for the antenna, both to keep it steady and to prevent its blowing over (mountaintopping, you know!). To aid in 50-Ohm feedline matching, a matching stub and trimmer capacitor are provided.

At present, the antenna is sold fully assembled. According to Jack Althouse K6NY of Palomar Engineers, they plan to furnish them unassembled in the future. Also expected are some changes in mechanical details to lower the cost.

We found the antenna to be an ingenious one, certainly worth consideration by the serious backpacker, to whom *portable* means just that. When collapsed, the antenna folds completely into the storage container/support tube, with the spacers folding along the longitudinal axis of the boom. Overall weight is but 1-1/4 pounds. We did consider the antenna stand to be a bit on the fragile side, so one must take care in carrying it, in its installation, and in its use.

Although rigorous antenna pattern and gain tests were not performed, the portable antenna exhibited a marked forward gain and front-to-back ratio. These characteristics were clearly evidenced when working through repeaters outside the local area, where rotating the antenna produced the anticipated signal strength changes. The quad

antenna's superior performance was quickly noticed when making comparison checks between it and a 5/8-wave whip, when driven by a two-Watt handie-talkie (HT). When using several repeaters 25-35 miles distant, the HT-mounted 5/8-wave resulted in marginal performance on both transmit and receive, while use of the quad made operation into several of these repeaters almost full quieting. When the quad was compared with the HT's stock rubber duck, there was hardly any comparison at all: Some repeaters that were marginally readable on the rubber duck were very nearly full quieting, and it was often possible to access machines that were unusable before because of inadequate signal strength from the HT.

What about swr? We found that the standing wave ratio was quite acceptable across the entire frequency range covered by the antenna. Swr at the design center frequency of 146 MHz ran about 1.1:1 and changed almost imperceptibly over the 144-148 MHz range. These measurements were made without any pruning of the antenna or adjustment of the matching stub. Being very broadband, it's unlikely that any adjustments would have to be made.

We found the little quad to represent a novel idea as far as VHF antennas go. It's a highly compact but practical package especially suited for on-the-go operation. Perhaps a bit dear at \$87.50, but with the price subject to downward revision when the antenna becomes available as a kit, it's a very nice range-extending accessory to have and use.

Who says hiking can't be fun?

For more information, contact *Palomar Engineers*, Box 455, Escondido CA 92025. ■

# INTIMIDATED BY MORSE CODE?



**THE NEW AEA MODEL MT-1 COMPUTERIZED MORSE TRAINER MAKES MORSE CODE EASY AND FUN TO LEARN.**

*KT-1 Computerized Keyer With All Features of Above Trainer is Also Available in Same Package*

- Automatic Speed Increase, User May Program: Starting Speed, Ending Speed, Practice Duration; 5 Letter code Groups or Random Space; Common or All Characters.
- Precise Speed Control 1 to 99 WPM (Tailor to Your Exact Requirements).
- 24,000 Character Answer Book Available For 10 Starting Positions.
- Random Mode For Practice (No Answers).
- Operates from 12 V.D.C.

## Derrick Electronics


714 West Kenosha Broken Arrow, OK 74012 Toll Free 800-331-3688

**AEA** Brings you the Breakthrough!

INTERESTED IN AMATEUR TELEVISION ON 70 cm?

WHY NOT SHOW WITH THE BEST ???

**TXR70A**  
ATV Transceiver



- BROADCAST QUALITY TRANSMITTER - VIDEO and AUDIO
- TUNEABLE + 2 CHANNEL PRESET RECEIVING CONVERTER
- EXTERNAL DC POWERED - 12 to 14 VDC
- SMALL and COMPACT for BASE STATION and PORTABLE OPERATION
- ONE YEAR WARRANTY + 30 DAY MONEY BACK GUARANTEE

PRICE - \$ 390.

FOR DETAILED INFORMATION or TO ORDER,  
CALL US at 1-812-336-4775, or WRITE to:

APTRON LABORATORIES INC. P.O. Box 323 Bloomington Indiana 47402 • (812) 336-4775

# NOW!

**HAL Communications Is Proud To Announce That Our Amateur Radio Products Are Being Stocked At The Following Leading Amateur Dealer Stores:**

**EASTERN UNITED STATES: SOUTHERN UNITED STATES:**

**AMATEUR ELECTRONICS SUPPLY**  
28940 Euclid Ave.  
Wickliffe, OH 44092  
(216) 585-7388

**ACK RADIO SUPPLY COMPANY**  
3101 4th Ave. South  
Birmingham, AL 35233  
(205) 322-0588

**ELECTRONICS INTERNATIONAL SERVICE CORP.**  
11305 Elkin Street  
Wheaton, MD 20902  
(301) 946-1088

**AGL ELECTRONICS**  
13929 N. Central Expwy  
Suite 419  
Dallas, TX 75243  
(214) 699-1081

**MIDWEST UNITED STATES:**

**AMATEUR ELECTRONIC SUPPLY**  
621 Commonwealth Ave.  
Orlando, FL 32803  
(305) 894-3238

**AMATEUR ELECTRONICS SUPPLY**  
4828 W. Fond du Lac Ave.  
Milwaukee, WI 53216  
(414) 442-4200

**AMATEUR ELECTRONIC SUPPLY**  
1898 Drew Street  
Clearwater, FL 33515  
(813) 461-4267

**DIALTA AMATEUR RADIO SUPPLY**  
212 - 48th Street  
Rapid City, SD 57701  
(605) 343-6127

**AMATEUR RADIO CENTER**  
2805 N.E. 2nd Ave.  
Miami, FL 33137  
(305) 573-8383

**UNIVERSAL AMATEUR RADIO**  
1280 Aida Drive  
Reynoldsburg, OH 43068  
(614) 866-4267

**BRITT'S TWO-WAY RADIO**  
2508 N. Atlanta Rd.  
Bellmount Hills  
Shopping Center  
Smyrna, GA 30080  
(404) 432-8006

**HAM RADIO CENTER**  
8340-42 Olive Blvd.  
St. Louis, MO 63132  
(314) 993-6060

**GISMO COMMUNICATIONS**  
2305 Cherry Road  
Rock Hill, SC 29730  
(803) 366-7157

**THE HAM SHACK**  
808 N. Main St.  
Evansville, IN 47711  
(812) 422-0231

**MADISON ELECTRONICS**  
1508 McKinney Ave.  
Houston, TX 77010  
(713) 658-0268

**KRYDER ELEC.**  
Georgetown N. Shopping Ctr.  
2810 Maplecrest Rd.  
Ft. Wayne, IN 46815  
(219) 484-4946

**N & G DISTRIBUTING CORP.**  
7201 N.W. 12th Street  
Miami, FL 33126  
(305) 592-9685

**WESTERN UNITED STATES:**

**AMATEUR ELECTRONICS SUPPLY**  
1072 N. Rancho Drive  
Las Vegas, NV 89106  
(702) 647-3114

**RAY'S AMATEUR RADIO**  
1590 US Highway 19 South  
Clearwater, FL 33156  
(813) 535-1416

**CW ELECTRONICS**  
800 Lincoln Street  
Denver, CO 80203  
(303) 832-1111


**Call Or Stop-In And See HAL Equipment At Your Favorite Amateur Dealer.**

**HENRY RADIO, INC.**  
2050 S. Bundy Dr.  
Los Angeles, CA 90025  
(213) 820-1234

Write today for HAL's latest RTTY catalog.

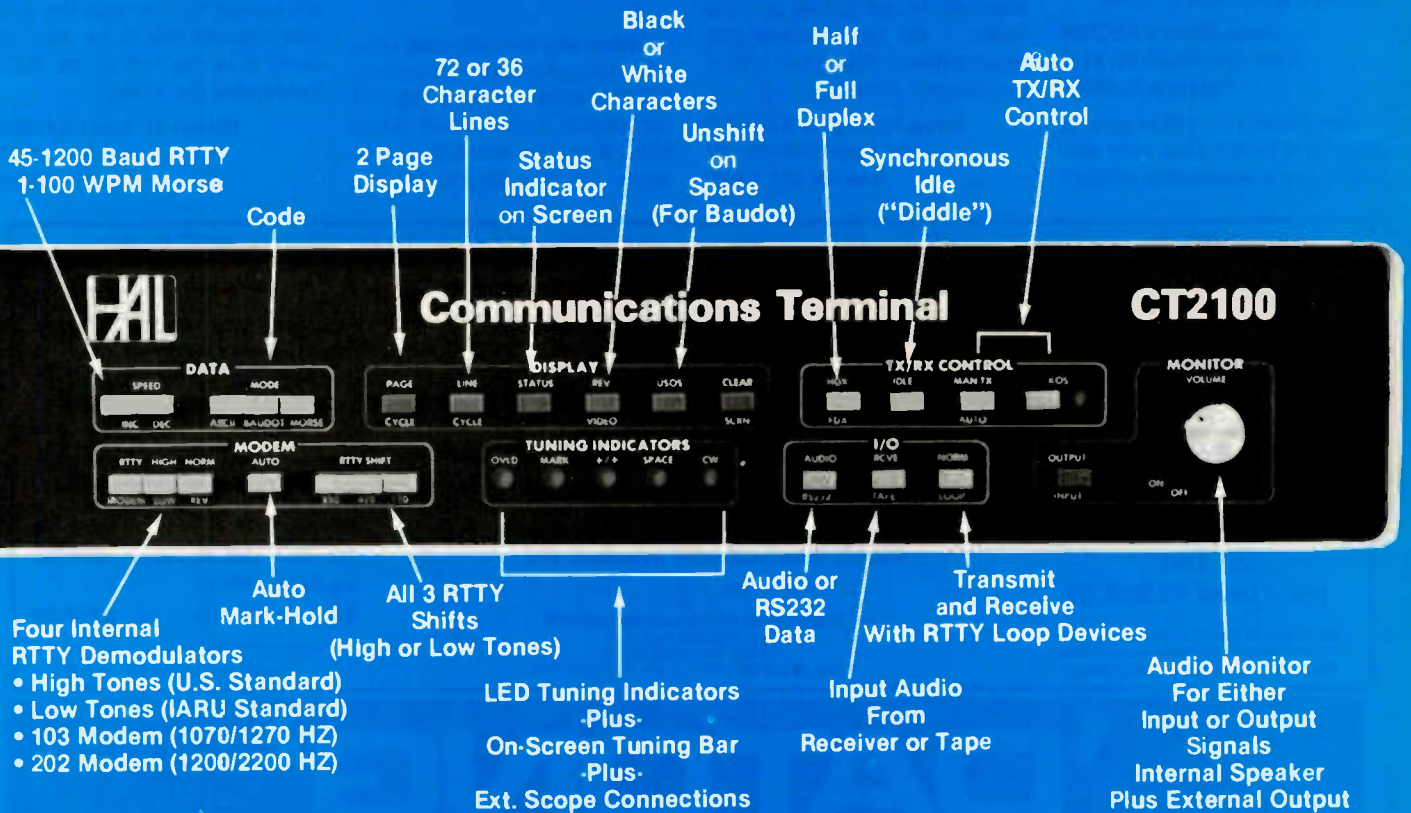


**HAL COMMUNICATIONS CORP.**  
Box 365  
Urbana, Illinois 61801  
217-367-7373



# CT2100

## HAL Puts MORE Behind The Buttons



- Four Internal RTTY Demodulators
- High Tones (U.S. Standard)
  - Low Tones (IARU Standard)
  - 103 Modem (1070/1270 HZ)
  - 202 Modem (1200/2200 HZ)

Auto Mark-Hold

All 3 RTTY Shifts  
(High or Low Tones)

LED Tuning Indicators  
-Plus-  
On-Screen Tuning Bar  
-Plus-  
Ext. Scope Connections

Audio or RS232 Data

Input Audio From Receiver or Tape

Transmit and Receive With RTTY Loop Devices

Audio Monitor For Either Input or Output Signals  
Internal Speaker Plus External Output

### CT2100 System:

- CT2100 Communications Terminal
- KB2100 Keyboard
- Video Monitor
- Printer (300Bd Serial ASCII-MPI-88G)
- RM2100 Rack Adapter
- MSG2100 2000 Character "Brag Tape" ROM

- 24 Line Display
- 2 Pages of 72 Character Lines
- or-
- 4 Pages of 36 Character Lines
- Split Screen (with KB2100)



✓ 345

HAL COMMUNICATIONS CORP.  
Box 365  
Urbana, Illinois 61801  
217-367-7373

**NOW! HAL Equipment is in stock at leading Amateur Dealers.**

# HAM HELP

I am in need of a schematic and/or operating manual for a Morrow MB-6 receiver. I'll pay postage and copying costs.

**Steve Stout KA5CRI/9**  
1537 Winslowe Dr. #1-B  
Palatine IL 60067

I am looking for a cabinet with legs for a Tempo One. I am willing to pay a reasonable amount

for it and the cost of shipping.

In addition, I am looking for a manual or copy of same for a Heathkit Model GD-1B grid-dip meter. I will pay postage and return original since I can copy if you cannot. Thanks.

**Doug Applegate KA8BDC**  
9848 Reynolds Rd. NE  
Newark OH 43055

I need schematics, service manuals, or connection instructions for an Akai VC100 TV camera (s/n U51115-9078) and VM100 monitor (s/n U51115-9078). I will pay postage both ways or Xeroxing costs.

**Peter Z. Simpson KA1AXY**  
18 University Dr.  
Natick MA 01760

I need any info you may have on modifications to the Heathkit SB-303 receiver and SB-401 transmitter. I also would like to know if anyone has built a converter for the SB-303 for the


SWBC bands (9.5, 11.5, 17.5 MHz, etc.). I'll gladly pay for any photocopies sent. Thanks.

**Thomas W. Gates AB5G**  
Rt. 1, Box 572  
Deville LA 71328

I would like to contact anyone who is using the Xitex MRS-100 RTTY-CW computer interface. I am having trouble with the unit and I would like to be able to hook it to my H-8 or my H-89 (preferably the latter).

**Robert W. Sloat K4VGN**  
PO Box 05-37  
Tice FL 33905

MODEL II



**\$611<sup>00</sup> DISCOUNT**  
Off List  
**64K 1 DRIVE \$3288.00**

No Taxes on Out of State Shipments

Immediate Shipment On Most Items

## TRS-80® DISCOUNT

**BUY DIRECT**

We carry the full line of TRS-80 Computers. All other software, furniture, and accessories at discount from catalog price. We stock most items to assure you fast delivery and save you money.

**WRITE FOR A FREE CATALOG**

**1-800-841-0860 Toll Free Order Entry**  
MICRO MANAGEMENT SYSTEMS, INC.


DEPT. NO. 13

DOWNTOWN PLAZA SHOPPING CENTER  
115 C SECOND AVE. S.W.  
CAIRO, GEORGIA 31728

✓ 313

GA. & EXPORT PHONE NO. (912) 377-7120

MODEL III



**26-1061 4K I..... \$609.00**  
**26-1062 16K III..... 849.00**  
**26-1066 48K III**  
**2 Drives, R5232..... 2069.00**

Largest Inventory in S.E. U.S.A.

# 'DATONG'

## INCREDIBLE PRODUCTS—REALISTIC PRICES!

### WHAT IS AN AUDIO FILTER?

Why buy a Datong audio filter when you can get other audio filters for half the price?

To answer this you first need to remember that the title "audio filter" can mean anything even down to a couple of 741's and a handful of parts. Only by comparing like with like can you make an informed decision. This means comparing features, performance and quality. If you send for our free data sheets and compare our products with the competition, you will see that really there is virtually no competition at our chosen standard of performance.



Model FL1

**\$149.95**

What other audio filter can tune into heterodyne interference like tune-up whistles and notch them out, automatically like our Model FL1? Yet Model FL1 is also such a good CW filter that it is widely used by professional traffic handlers.

What other audio filter has passband edges sharper than SSB crystal filters and yet which can be tuned at will from 200 to 3500 Hz? To pull off this trick our Model FL2 uses no less than 32 op amps plus state-of-the-art pulse width modulation techniques. Two 5-pole elliptical filters and a 2-pole peak or notch filter in one box, all independently tuneable add up to a lot more filtering capability for SSB, RTTY, CW than you will find in any other "audio filter" that we know of.

To answer our question then, an "audio filter" can be almost anything. On the other hand, the phrase "Datong Audio Filter" is a lot more precise. It stands for state-of-the-art filtering backed by extra capability, extra thorough design and extra quality. If you need confirmation, ask a user!

#### ADDITIONAL PRODUCTS

Just as our two audio filters set new standards for innovation and invention, our other products demand serious consideration for the same reasons. Each offers a unique combination of features which

you will not find anywhere else. We don't have space here for the full story but our data sheets are available free on request. Some brief details follow:

#### Model ASP: The "smart" rf speech processor

The automatic circuitry in Model ASP senses your voice level and reacts accordingly to always maintain the degree of true rf clipping selected (in decibels) by the panel push-buttons. Novel circuitry avoids "hang-ups" by discriminating against noise spikes and non-speech inputs. Make no mistake, Model ASP connects in the microphone line yet gives true rf clipping for speech enhancement with minimum distortion.

#### Model D70: The go-anywhere Morse Code Tutor

Extracting sixty hours of code practice from a low cost nine volt battery, Model D70 gives you freedom to practice anywhere to suit your timetable and lifestyle. Model D70's variable extra delay between letters is the key to painless progress in code reception. Simply set the "SPEED" control to, say, 12 words per minute and reduce the extra "DELAY" as your ability improves.



Model ASP

**\$169.95**



Model D70

**\$99.95**

**Model DC 144/38:** High dynamic range 2 metre converter. Especially suitable for use with Model PC1 to add 50 kHz to 30 MHz coverage to 28-29 MHz receiver. Uses Schottky mixer, PTH board 5th overtone crystal oscillator. Price \$74.95  
**Model VLF:** Crystal controlled converter adds 10 kHz to 500 kHz reception to 28.0 to 28.5 MHz receiver Price \$54.95

**Model PC1:** Adds full receive coverage from 50kHz to 30 MHz to any 2 metre all mode rig. Designed for high performance. Model PC1 features LSI synthesizers for 1 MHz steps, parametric mixer for extra good dynamic range, automatic selection of rf preselector filters. Same case style as PL 2 and ASP. Price \$259.95



Model FL2

**\$199.95**



- ALL DATONG PRODUCTS CARRY A 90 DAY WARRANTY
- VISA - MASTERCARD WELCOME

✓ 329

**AR** Technical Products Corp  
Box 62,  
155 S. Bates St.,  
Birmingham, Michigan 48012  
Telephone 313/644-5698

# POWER POCKET™

## *Hand-Held to Mobile and Back Again!*

Simply plug in your Icom IC-2A and your synthesized portable becomes a 25W synthesized mobile rig — take it out again, all charged and ready, when you want hand-held operation.

### **RF POWER**

The Power Pocket accepts any version of the IC-2A, applies its output to a wideband rf amplifier, and delivers 25 watts to your mobile antenna. Mobile talk-out power!

### **AF POWER**

The Power Pocket provides 2½ watts of audio output and a 4-inch speaker so that messages can be heard above road noise, even with the windows down. Also, by using the Power Pocket's audio amplifier, you can operate the IC-2A at low volume — thus lower drain on the power pack.

### **CHARGING POWER**

The Power Pocket accepts and charges all Icom battery packs. Its spring-loaded

charger pocket adapts to short or tall packs, assuring firm, positive contact for proper charging. The charging function has its own independent switch and indicator, so that you can charge the pack whether or not the amplifiers are turned on.

### **MIC PREAMP**

The Power Pocket is compatible with any standard mobile microphone, thanks to its microphone preamplifier. It is also compatible with the Icom speaker/mic through jacks on the front panel.

Let Power Pocket add full mobile capability to your hand-held IC-2A portable. Contact VoCom for the name of the dealer nearest you.

**VoCom**  
**PRODUCTS CORPORATION**  
65 E. PALATINE RD. / PROSPECT HEIGHTS, IL 60070  
(312) 459-3680

✓90




Icom and IC-2A are trademarks of Icom America Inc.  
Power Pocket and VoCom are trademarks of VoCom  
Products Corporation • 1981 by VoCom Products Corp



# RTTY To Go.

## Loud and Clear.



*The Portable HAL Telereader CWR-685A.*

Now RTTY can hit the road with you, when you take along this portable telereader from HAL.

HAL offers the smallest RTTY terminal you can find. It's easy to pack and go — on long drives, camping trips, boating, anywhere away from home.

Pick up your portable HAL Telereader at your favorite amateur dealer store today — you can order it *to go!*

See HAL RTTY equipment at your favorite amateur dealer store.

*Write or call us for more information.*



**HAL Communications Corporation**  
 P.O. Box 365  
 Urbana, Illinois 61801  
 (217)367-7373

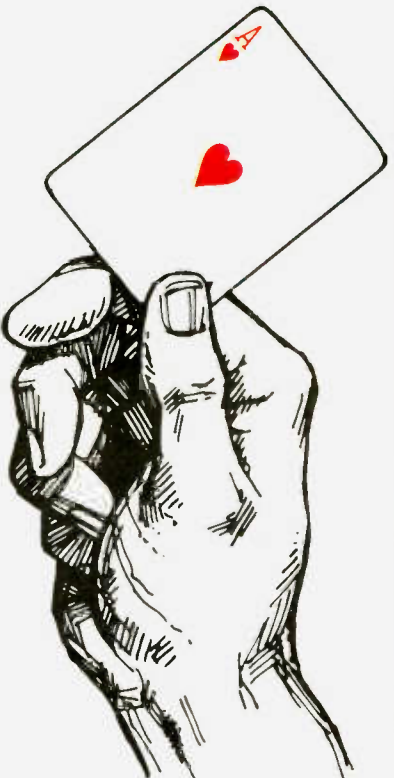
345

- Baudot, Morse, ASCII
- Built-in RTTY Demodulator
- High or Low RTTY Tones
- Built-in 5" Green CRT
- Four-page Display
- Compact Size (12¾" W x 5H x 11½" D)
- With External Keyboard
- Runs on 12 VDC



© HAL 1981

ARE YOU GETTING A GOOD DEAL?  
WHY GAMBLE?



**DEAL WITH US!**

**CALL TOLL-FREE  
1-800-325-3636**

**FOR THE BEST DEAL ON:**

- ★ **YAESU**
- ★ **KENWOOD**
- ★ **TEN-TEC**
- ★ **ICOM**
- ★ **INFO-TECH**
- ★ **DRAKE**
- ★ **SWAN**
- ★ **COLLINS**

**HAM RADIO CENTER**

8340-42 Olive Blvd. • P.O. Box 28271 • St. Louis, MO 63132

YOU'VE SEEN THE REST . . .  
**NOW LOOK AT THE BEST!**

**MKB-2000  
 ONLY  
 \$ 319.00**



- 500 Character text buffer with BREAK feature which allows you to transmit without clearing your preloaded text.
- Ten 40 Character programmable message memories which can be run together or made to call each other for longer messages.
- Buffer can be operated in character, word, or line mode and preloaded for later transmission. Word mode allows you to send smooth code, even if you "hunt and peck." Each word can be typed in and edited before it is transmitted. Pressing the space bar will transmit the word. Also, selected segments of the text buffer can be repeated.
- Cassette interface allows you to record and transmit very long messages or code practice tapes using a standard cassette recorder.
- Built-in 110 VAC Power Supply
- Memory Expansion Option with Battery Backup will save your messages, operating mode, speed and other parameters when the power is turned off for up to 7 months. Built-in charging circuit. This option provides a 1000 character text buffer and Ten 80 character message memories.

- MORSE Features include a 1-199 WPM speed range, 9 setting weight control, 10 settings of inter-character spacing all of which are keyboard selectable at anytime. Random code generator which allows you to select 5 character groups of letters or letters, numbers and punctuation. Special keys for CQ,DE,BK, AR,AS,BT,SK,VE,KN and error. Rugged solid state outputs for positive or negative keying. Built-in sidetone with adjustable tone and volume controls. Tune key for transmitter tuning.
- RTTY Features include 60,66,75,100,132, WPM Baudot speeds and 110,300 baud on ASCII. Automatic CR/LF with selectable 1-72 character line lengths, automatic LTR-FIG shift, CW ID, QBF and RY test messages, "Brag Tape" cassette interface, sync idle, "Space" condition command, loop keyer output and PTT line control.
- Glass Epoxy printed circuit board with sockets on all integrated circuits.
- One Year Warranty on Parts and Labor
- Attractive anodized brushed aluminum and gray wrinkle finish case provides excellent RF shielding, only 13.3 x 9.4 x 3.5 in.

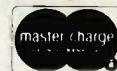
Ask about our MVD-1000 Video Display. Copies Morse, Baudot, and ASCII.



MKB-2000 Keyboard (Morse Only)	<b>\$319.00</b>
RTTY Option (Baudot and ASCII)	<b>\$50.00</b>
AFSK Modulator	<b>\$50.00</b>
Memory Expansion w/Battery Backup	<b>\$75.00</b>
Reed Relay Output	<b>\$25.00</b>

Add \$5.00 per unit for shipping U.S.A.

Send For  
 Free Information 411



**787 BRIAR LANE, BELOIT, WISCONSIN 53511 (608) 362-0410**

*Specifications and prices subject to change without notice or obligation*



# When it comes to AMATEUR RADIO QSL's ...



it's the  
**ONLY BOOK!**  
US or Foreign Listings

# 1982 callbooks NOW READY!

Here they are! The latest editions. World-famous Radio Amateur Callbooks, the most respected and complete listing of radio amateurs. Lists calls, license classes, address information. Loaded with special features such as call changes, prefixes of the world, standard time charts, worldwide QSL bureaus, and more. The U.S. Edition features over 400,000 listings, with over 70,000 changes from last year. The Foreign Edition has over 370,000 listings, over 60,000 changes. Place your order for the new 1982 Radio Amateur Callbooks, available now.

	Each	Shipping	Total
<input type="checkbox"/> US Callbook	\$18.95	\$3.05	\$22.00
<input type="checkbox"/> Foreign Callbook	\$17.95	\$3.05	\$21.00

Order both books at the same time for \$39.95 including shipping.

Order from your dealer or directly from the publisher. All direct orders add shipping charge. Foreign residents add \$4.55 for shipping. Illinois residents add 5% sales tax.



**SPECIAL LIMITED OFFER!**  
Amateur Radio  
Emblem Patch  
only \$2.50 postpaid

Pegasus on blue field, red lettering. 3" wide x 3" high. Great on Jackets and caps.

**ORDER TODAY!**

RADIO AMATEUR  
**callbook** INC.

Dept. B  
925 Sherwood Drive  
Lake Bluff, IL 60044, USA

# ETCO

## CABLE TV CONVERTERS AND OTHER GOOD STUFF!

SMASHING ALL SALES RECORDS - OUR NEW  
30 CHANNEL CABLE TV CONVERTER!



Converts mid & super  
band cable channels  
for viewing on your  
TV set!  
No. 354AE047

**39<sup>95</sup>**  
\$34.95  
ea. / 5

HOT NEW IMPORT! REMOTE CONTROL  
30 CHANNEL CABLE TV CONVERTER!



Includes remote TV  
on/off switch and  
fine tuning control!  
No. 354VA275.  
ea. / 10



**89<sup>95</sup>**  
\$79.95  
ea. / 5  
\$74.95  
ea. / 10


ETCO MKII WIRELESS -  
THE ULTIMATE CABLE TV CONVERTER!



Set TV to channel 3,  
and the hand held  
remote control does  
it all!  
No. 354ZA008

**189<sup>00</sup>**

VICOR 2000 CONVERTER ELIMINATES PROBLEMS  
WHEN VIDEOTAPE FROM CABLE TV



Restores your VCR's capa-  
bility for programming. Re-  
stores remote channel con-  
trol. Enables videotaping  
of one cable program  
while watching another.  
No. 354VA950



**89<sup>95</sup>**

UNUSUAL FACTORY SURPLUS  
MIO-BANO - SUPER-BANO CABLE TV TUNER



Converts cable channels to a  
common IF frequency. Experi-  
menters - build cable conver-  
ters, decoders, etc. With  
schematic. No. 354VA342

**19<sup>95</sup>**  
\$17.50  
ea. / 10

FACTORY SURPLUS UHF TUNERS



Brand new production surplus.  
All solid state. Ideal for experi-  
mental work building cable TV  
converters, etc. No. 354SU099



**4<sup>95</sup>**  
\$3.95  
ea./10

MINIATURE FM WIRELESS MICROPHONE



Hides in the palm of your  
hand. Reception on any stan-  
dard FM radio or receiver.  
No. 354VA482

**29<sup>95</sup>**  
\$27.50  
ea. / 5  
\$24.95  
ea. / 10

QUARTER-MILE WIRELESS MICROPHONE  
& RECEIVER SYSTEM



FCC approved crystal controlled  
wireless mike & receiver. All  
battery operated. Electric wide  
range response. VU meter.  
No. 354VA093



**69<sup>95</sup>**  
\$49.95  
ea. / 5

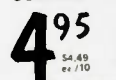
FACTORY SURPLUS VHF / UHF  
"TWIN" VARACTOR TUNERS!



Admiral No. NC 31431  
BRAND NEW! Ideal for building  
or repairing electronically tuned  
TV "FRONT ENDS". A hard-to-  
find item at a sensational price!  
No. 354VC308

**39<sup>95</sup>**  
\$34.95  
ea. / 5

LOUMPING! NORELCO ENOLESS LOOP CASSETTES!



Impossible to find at any  
price!  
3 minutes - No. 354VA605  
6 minutes - No. 354VA606



**4<sup>95</sup>**  
\$4.49  
ea. / 10


IN STOCK - THE MURA  
CORDLESS TELEPHONE SYSTEM!



Answer & originate  
calls up to this wire-  
less pushphone  
400 ft. range! Re-  
chargeable. Less  
number recall! Pag-  
ing feature! One sec-  
ondary, touch memory!  
No. 354VA274

**144<sup>88</sup>**  
\$129.95  
ea. / 5

SALE OF QUARTZ BATTERY-  
OPERATED CLOCK MOVEMENTS!



Accuracy of 1 m. in year up  
to 4 years! Highest preci-  
sion. C. G. G. Imported from  
West Germany. No. 354VA551




**9<sup>95</sup>**  
\$8.95  
ea. / 5

20 AMP REGULATED 12VDC POWER SUPPLY!




13.8 vdc no load. 12.5 vdc full  
load. Easily handles ham station  
marine radio, SSB linear up to  
400w P.E.P. Brand new, factory  
loaded 110 VAC. No. 354VA394

**69<sup>88</sup>**  
\$59.88  
ea. / 8



354VA395 - as above. 10 amps - \$54.95 \$49.95 ea. / 5



OUR LATEST 98 PAGE  
FASCINATING CATALOG  
(can be ordered with unique terms  
for UPS & handling (Excess refunded). N.Y. State residents add 7% sales tax.  
Dealer & Export inquiries invited. Our telephone order desk never closes.  
Call 1-518-561-8700



ETCO ELECTRONICS  
NORTH COUNTRY SHOPPING CENTER  
PLATTSBURGH, N.Y. 12901

Check with order, please. Visa & Mastercard OK. (Sorry, no C.O.D.'s. Add 5%  
for UPS & handling (Excess refunded). N.Y. State residents add 7% sales tax.  
Dealer & Export inquiries invited. Our telephone order desk never closes.  
Call 1-518-561-8700


## T-1 RANDOM WIRE ANTENNA TUNER



All bands (160-10 m.) with any wire -  
200W output - Any transceiver - Home  
or portable - Neon tune-up indicator.

Only \$32.95

## T-2 ULTRA TUNER



Tunes out SWR on any antenna - coax  
fed or random wire (160-10 meters). Any  
rig - up to 200 watts RF output. Rugged,  
yet compact: 5 1/4" x 2 1/4" x 2 1/2".

Only \$43.95


## T-6 ULTRA TUNER



Most versatile antenna tuner available.  
Any antenna - coax fed or random wire  
(160-10m.). Front panel function switch  
selects between two circuits - a Pi or L  
network - or tuner bypass. Front panel  
antenna switch. Relative output meter.  
200w output - will work with virtually  
any transceiver. 6 1/2" x 3" x 3". Attractive  
bronze finished enclosure.

Only \$64.95

## T-3 MOBILE IMPEDANCE TRANSFORMER



Matches 52 ohm coax to the lower impe-  
dance of a mobile whip. Taps between 3  
and 50 ohms. 3-30 MHz. 300 watts output.  
2 1/4" x 2" x 2 1/4".

Only \$24.95

## DL-1 K4RLJ DUMMY LOAD



The DL-1 is a unique  
chemical dummy load.  
Unlike messy oil-filled  
dummy loads, it will not  
leak. Sealed ready to use.  
Max. 1000 watts PEP for  
15 sec. SWR less than  
1.5:1 1.225 MHz. Portable  
- only 3 1/8" x 4 3/8".

Only \$19.95

VAN GORDEN ENGINEERING  
P.O. BOX 21305  
S. EUCLID, OHIO 44121

# WHAT WILL YOUR NEW RIG BE LIKE?

## Read 73 and Find Out

The magic of digital electronics is coming to ham gear . . . and you'll be able to read about these developments in 73. There probably will be more changes in ham equipment in the next few years than ever before in history. You'll see these changes coming in 73, where you'll read about the experiments and pioneering. 73 has more articles than any other ham magazine . . . often more than all the others combined.

When sideband got started, it was moved along by the many pioneering articles in 73. In the 60s it was solid state, with several times as many articles on the subject than in all the other magazines combined. When repeaters and FM got going about ten years ago there were over five times as many articles on the subject published in 73 as in all other ham magazines combined . . . and you can see what changes that brought to hamming. Now we're looking at exciting developments such as narrow band sideband for repeaters . . . which might give us six times as many repeaters in our present bands. We're looking at automatic identification systems which may make it possible for us to read out the call letters of any station tuned in . . . and even the development of self-tuning receivers.

Will stereo double sideband techniques make it possible to have up to 30 times as many stations within a given HF band as is now possible? Hams will be experimenting and reporting on these developments in 73. 73 is an encyclopedia of hamming . . . present and future . . . and just a bit of the past, too.

Without the endless fillers on station activities and club news, 73 is able to publish far more information . . . valuable information . . . on hamming and ham equipment.

You may or may not be a pioneer, but you certainly will want to keep up with what is happening and what the new rigs are going to be like. And, frankly, your support of 73 is needed to keep this type of information coming.

**Yes,** bill me for 1 year of 73 Magazine at \$25.00

31DB6

Name \_\_\_\_\_

Address \_\_\_\_\_

City \_\_\_\_\_ State \_\_\_\_\_ Zip \_\_\_\_\_

Canadian \$27/1 year only, US funds. Foreign \$35/1 year only, US funds

Please allow 4 to 6 weeks for delivery

73 Magazine • PO Box 931 • Farmingdale, NY 11737



**OMNI-C has what it takes to filter the crowds.** To narrow the Amateur Radio world right down to the particular signal you want. The selectivity, sensitivity, dynamic range and operational features you need to cut any crowd down to size. **Tailored i-f response.** OMNI is equipped with the potential for **seven** response curves to handle any listening situation.

Standard filters include an excellent 8-pole 2.4 kHz crystal ladder filter and, in addition, a 150 Hz active audio cw filter with three ranges (450, 300, 150 Hz).

Optional filters include 1.8 kHz 8-pole crystal ladder ssb filter, 500 Hz 8-pole cw filter, and 250 Hz 6-pole cw filter.

Front panel switches put any optional filter in series with the standard filter for up to **16 poles of filtering** for near ultimate skirt selectivity.

Four i-f response curves for ssb and three for cw. That's response tailoring, that's crowd control.

**Optimized sensitivity and dynamic range.** The OMNI sensitivity range of 0.3  $\mu$ V typical (slightly less on 160 & 80M) combines with a 90 dB dynamic range to provide an ideal balance that will handle any situation from copying a weak signal half way 'round the world to keeping the next-door kilowatt from muscling in. And a PIN diode switched 18 dB attenuator is included for extra insurance against overload.

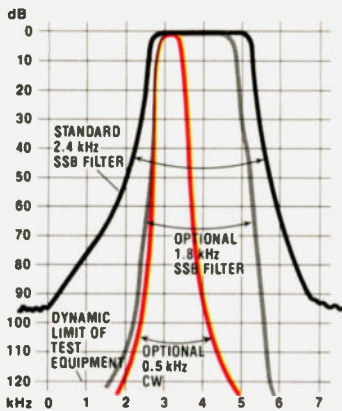
**More crowd-handling features—and all standard equipment.** **Built-in notch filter.** To drop out unwanted signals or carriers. Tunable from 200 Hz to 3.5 kHz, with a 50 dB notch depth.

**3-mode, 2-range offset tuning.** To put you where the others aren't and where the elusive DX is. Move just the OMNI receiver, or just the transmitter section, or the entire transceiver,  $\pm 500$  Hz or  $\pm 4$  kHz. For complete freedom of frequency movement to get away from the crowds.

**Built-in noise blanker** for those times when your noise-generating neighbor is crowding your receiver. Filtered to handle the big signals easily.

**2-speed break-in.** When QRM or QRN is heavy, switch to "Slow." Use "Fast" for instant, full break-in for enjoyable rag-chews or stalking DX.

**OMNI-C features stand out in any crowd.** **All solid-state**—from the pioneer, Ten-Tec.



OMNI/SERIES C I-F RESPONSES WITH STANDARD AND OPTIONAL FILTERS.

**"Hang" AGC** for smoother action. **WWV reception** on the 10 MHz band. **Digital readout in two colors**, red for the 5 significant places, green for the 6th digit (100 Hz). Instant recognition. **Separate receiving antenna capability.** Switch receiver to a common antenna for transceive or separate receive-only antenna; the system also acts as receiving antenna by-pass with an instant break-in linear amplifier or transverter. **"S"/SWR meter**, electronically switched. **200 watts input, all bands**, with 50-ohm load. 5 year pro-rata warranty. **100% duty cycle** on all bands up to 20 minutes. Full RTTY and SSTV power. **Built-in VOX and PTT** with front panel controls. **Built-in phone patch jacks** for easy interface. **Built-in zero-beat switch** for spotting the exact frequency of a DX station. **Built-in adjustable sidetone volume and pitch.**

**Adjustable threshold ALC**, optimum power for driving a linear. Provides means of working into a high SWR. **Front panel control of linear or antenna.** The rear panel bandswitch terminals control relays or circuits in step with front panel band-switch.

**Automatic sideband selection** plus reverse.

**Low distortion audio**, less than 2%; a Ten-Tec trademark.

**Clean signal**, exceeding FCC requirements.

**High stability** over wide temperature and voltage excursions.

**Built-in speaker**, compression-loaded; in bottom of cabinet.

**Plug-in circuit boards** for fast easy service.

**12-14V dc power** for easy mobile use.

**Full complement of accessories:**

Model 280 Dual Primary AC Power Supply, \$169. Model 255 Deluxe Power Supply/Speaker Combo, \$199. Model 243 Remote VFO, \$189. Model 215 PC Microphone, \$34.50. Model 214/234 Microphone/Speech processor, \$39/\$139. Model 645 Dual Paddle Keyer, \$85. Model 670 Single Paddle Keyer, \$39. Model 227 Antenna Tuner, \$79. Filters \$55 ea.

**Made in the U.S.A.**

**Model 546 OMNI-C transceiver \$1289**

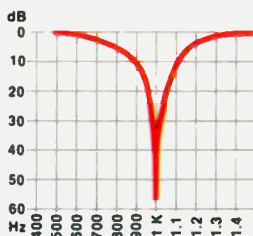
Get out of the crowds with OMNI-C. See your Ten-Tec dealer or write for details.



# The Rig That Filters The Crowd



## TEN-TEC OMNI-C



NOTCH FILTER PERFORMANCE ADJUSTED TO 1 kHz POINT.

All 9 hf bands—only crystals are needed for 18 and 24.5 MHz bands. Broadband design for instant band change without tune-up or danger of damage to the final amplifier. Another Ten-Tec original.

# "Chopstick" Helical for 432

## —satisfies your Phase III appetite

**F**orward gain, forward gain: that's the ceaseless search in satellite work. It's a task that jumps to the forefront with the approach of a new breed of satellite—Phase IIIB.

The Phase IIIB satellite will be put into a "pseudo-synchronous" orbit—which means that it will offer many of the advantages of commercial synchronous satellites. It will swing around the bottom of the globe at a low perigee of 1500 km and then hurtle out to an apogee of 36000 km—and (here's the bonus)—its movement relative to an earth station for the 4 hours spanning this apogee will be small. For four hours there will be an almost-sta-

tionary satellite up there, covering half the globe.

For the first time, radio amateurs will be able to communicate on a worldwide basis using VHF + UHF, thus skipping many of the baneful problems of HF propagation. What's more, Doppler shift at the apogee will be very slight—so that the skillful searching and re-tuning so essential with low-orbit satellites will no longer be required.

But there is a price to be paid for these advantages! Path length at apogee is virtually the same as that for commercial synchronous satellites. While they counter this path loss by using giant 30-metre dishes and low-noise amplifiers on re-

ceive, cooled in liquid helium, no amateur can compete with this! But latest estimates for Phase IIIB suggest that we can get by with an erp of 500 Watts—a tolerably modest figure. Of course, a 500-Watt final is out of the question for most amateurs—so we have to get our gain elsewhere—notably from the antenna system.

Phase IIIB uplink will be centered on 435.215 MHz and will require clockwise circular polarization. So—how to make a high-gain antenna with circular polarization which can be hoisted into the air and pointed in the right direction without too much trouble? That is the question.

Long-John yagis—crossed and phased—could offer one solution, but at 435 that phasing harness could present problems, while impedance matching is also a chore.

So, why not a helical? Here we have neatness, high gain, wide bandwidth and circular polarization—all in one. Scanning the handbooks for design info on helicals showed that a ten-turn helix looked promising: a gain of 15 dB would persuade my 10-Watt output to masquerade as 300 Watts, and a beamwidth of 36 degrees ought not to be too finicky to point. The boom length at 435 MHz would be about 6 feet, with a reflector 28 inches square—these seemed manageable dimensions. But what to use for the helix, how to form it, how to keep it in shape? All pertinent questions at this particular QTH—with the nearest parts or material stores some 70 miles away.

The boom was no problem. A 6'4" length of 1"×1/2" meranti timber, good and straight, looked just about right—with the 1" edge vertical to avoid

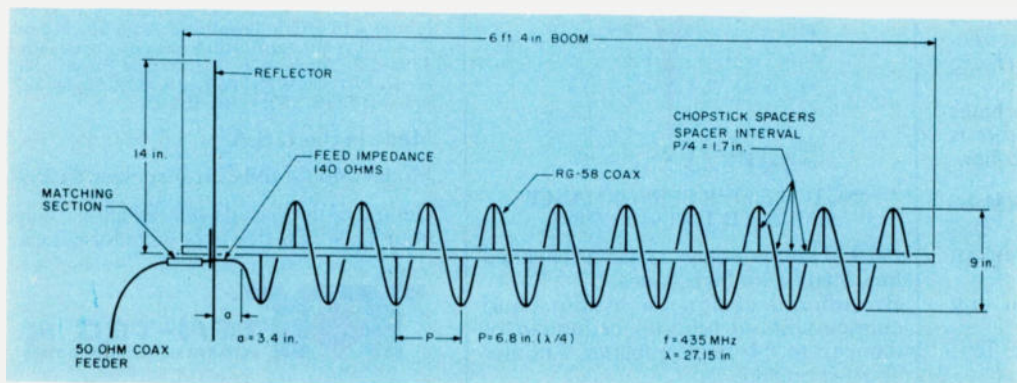


Fig. 1. Ten-turn "chopstick" helical: gain 15 dB, beamwidth 36 degrees.



*Expand your station versatility....*



New versatility  
for the old bear  
in your station...

## **DRAKE** Theta 7000E Microprocessor-Controlled Communications Terminal

The perfect addition to any amateur radio installation! Complete, automatic send/receive of Morse code (cw) Baudot code (RTTY) and ASCII code (RTTY). Works with any video monitor.



Suggested  
List:

Model 7000 Drake Theta 7000E Terminal \$1095.00  
Model 7009 Drake TR-930 Video Monitor \$ 185.00

**7-Channel Battery Back-Up Memory**, the Theta 7000E has seven keyboard-selectable, non-volatile, random access memory channels each of which can hold 64 characters. Data in these memories is alterable at any time and is retained when power is removed. Messages in these memory channels can be repeated 1 to 9 times via keyboard command. All channels may be daisy-chained for continuous read-out. Channel number in use is indicated on display.

**Wide Range of Transmitting and Receiving Speeds**, 5 to 50 wpm in Cw with autotrack on receive. Standard RTTY speeds of 60, 67, 75, and 100 wpm Baudot code and 110, 150, 200, and 300 Baud ASCII code.

**Self Contained Demodulator**, three-step shift selects either 170 Hz, 425 Hz or 850 Hz shift with manual fine tune control of space channel for odd shifts. High/low tone pair select. Mark only or space only copy capability for selective fading.

**CONVENIENT KEYBOARD FEATURES**, automatic keyboard-operated transmit, (KOX) or manual keyboard transmit. Unshift on space, reverts to LETTERS case after reception of each space character in Baudot code. CR/LF is automatically inserted every 60, 72 or 80 characters while transmitting. Cw identification, in RTTY mode. Echo function, prerecorded cassette tapes can be read and transmitted. Test messages, "RY" and "QBF". Transmit word mode, characters can be transmitted in word groupings.

### Crystal Controlled AFSK Modulator:

High Tone Pairs	Shift	170 Hz	425 Hz	850 Hz
	Mark	2125	2125	2125
	Space	2295	2550	2975
Low Tone Pairs	Shift	170 Hz	425 Hz	850 Hz
	Mark	1275	1275	1275
	Space	1445	1700	2125

- **Printer Interface for Hard Copy**, all modes for parallel ASCII printers. Loop keyer for conventional teleprinters.
- **Composite Video Output**, for any standard video monitor.
- **Kansas City Standard AFSK Output**, KCS tone pair for ASCII.
- **Large Capacity Display Memory**, two page display memory contains 32 X 16 lines per page.
- **Split-Screen**, with a keyboard command, the display can be divided in two; the upper half for transmit and the lower half for receive. Messages can be composed while receiving.
- **Buffer Memory**, 53 character type-ahead keyboard buffer.
- **Word Wrap-Around**, in receive mode, word wrap-around prevents the last word on a line from becoming split in two. Moves whole word to next line.
- **Automatic Letters Code Insertion**, if desired, LETTERS (diddle) code can be transmitted continuously in a pause of transmitting from the keyboard.
- **Audio Monitor**, a built-in audio monitor circuit with automatic transmit/receive switching enables checking of the transmit/receive tones.
- **Transmitter Keying Circuitry**, keys either grid block, cathode keyed, or solid-state transmitters.
- **Power Requirement**, The Theta 7000E requires only 13.6 Vdc @ 1 amp. Plugs into 13.6 Vdc accessory jack on PS7 or PS75 power supplies.
- **Effective Packaging for RFI Protection**, well designed metal cabinet and protective circuits prevent RFI.
- **Terminal Size**: 15.8" W x 11.8" D x 4.7" H (40 x 30 x 12 cm)
- **Weight**: 11 lbs (5 kg)
- **Monitor Size**: 8.7" W x 9.8" D x 8.9" H (22.1 x 24.1 x 22.6 cm)
- **Weight**: 11 lbs (5 kg)



### Model 1230 LA7 Line Amplifier \$49.95 Suggested List

Line output, input levels as low as 15 mV rms (47 kilohm) will result in an output of 1 mW nominal into a 600 ohm balanced line. Output level adjustable by internal pre-set level control. Interfaces low level audio to RTTY

terminal unit or phone line that requires a 600 ohm balanced/unbalanced input. One 36" phono to phono cable supplied. • **Size**: 4.5" L x 1.3" H x 2.5" W (11.4 x 3.3 x 6.4 cm). **Weight**: .3 lbs. (.14 kg).

*Specifications, availability and prices subject to change without notice or obligation.*

**R. L. DRAKE COMPANY**



540 Richard St., Miamisburg, Ohio 45342, USA  
Phone: (513) 866-2421 • Telex: 288-017

any bending (as it happened, the antenna itself turned out to be feather-light and easily supported by the 1" x 1/2"). But what about the helix, and what about the spacers?

Copper tubing was unobtainable; in any case, it would have been expensive, heavy, and difficult to shape. Someone, somewhere had mentioned using coaxial cable: so why not RG-58? The outer screen would simulate a tubular conductor; the inner conductor is not needed but could be soldered to the screen at each end. Good grade coax has a tinned, close-mesh screen with an excellent weatherproof sheath. What could be better? I promptly hunted out a 25-foot length.

Spacers were now the problem. Most handbooks showed 3 spacers per complete turn of the helix, each spacer being set at a 120° angle to the last. Since the boom was rectangular, it seemed more sensible to opt for 4 spacers per turn, and to put them at 90° settings. The original plan was to use 1/4"-diameter plastic rod or wood dowel for the spacers, but nothing remotely resembling such material was available locally. Pondering the problem over a tasty meal of Fuyong egg, crispy chicken, and Cantonese bean curd, I suddenly saw the answer there in my right hand: chopsticks! Why not?

Chopsticks are available in a wide variety of designs and materials in Malaysia. I chose simple, wooden, everyday chopsticks (not bamboo)—undecorated—sold in bundles of 20 for 25 US cents a bundle. As with most chopsticks, the lower half has a circular, tapered cross-section, merging into a rectangular shape for the upper half. It couldn't be better! I marked the boom at 1.7" intervals and drilled holes 3/16" in diameter—


consecutively at right angles for its entire length. The boom was long enough to allow 3 to 4 inches to stick through the reflector, for clamping purposes. A 3.4" piece of the same boom material was fixed to the boom at the reflector end, and the 1.7" intervals were measured from this. All this can be seen clearly from Fig. 1.

A drop of glue was put into each drilled hole, and the chopsticks were pushed in one by one until they were wedged tight. A double-check made sure that they were put in with a clockwise spiral, as viewed from the reflector forward (that is, from the back of the beam). When giving the final push, each chopstick was twisted so that the square sides were roughly in line with the path that the RG-58 helix would take. This made it easier to file a small U-shaped depression in the top to allow the RG-58 to sit in neatly.

Chopsticks are generally about 10 inches long, and when pushed through the boom about 4 inches protruded on the other side. These bits were carefully sawn off. The helix diameter is 9 inches, so a mark was made on the last 4 spacers at each end of the boom, at a point 4-1/2 inches from the center line of the boom. A fine hole was drilled at these marker points and thread strung along from first to last spacer in each of the 4 rows. This enabled the other spacers to be marked to show where they should be cut off.

After trimming, the tops were filed into a U-shaped depression in line with the helix path. A small hole was then drilled, an eighth of an inch below the tip, so that a piece of waxed thread could be used to bind the RG-58 helix in place.


One end of the 25-foot length of RG-58 was bared



Colin Richards 9M2CR with the completed project.

for half an inch, the sheath and dielectric removed, and the screen and center conductor twisted together and soldered. Starting with this end, the RG-58 was bound to the short, straight, end section (3.4 inches) next to the reflector position. The soldered tip was placed so that it would mate with the center terminal of an SO-239 socket which would be mounted on the back of the reflector. The RG-58 helix was then wound carefully around the spacers, one at a time, binding in

each spacer before moving to the next. In this way it was possible to ensure that an even, circular spiral was created—with no bulges or flat sections. As we neared the tenth turn, there was about 8 inches of surplus RG-58. This was cut off, the end trimmed, and the outer screen and inner conductor were soldered together as at the start of the helix. The thread bindings were touched with glue, and the boom and chopsticks given a coat of clear varnish and set aside to dry.



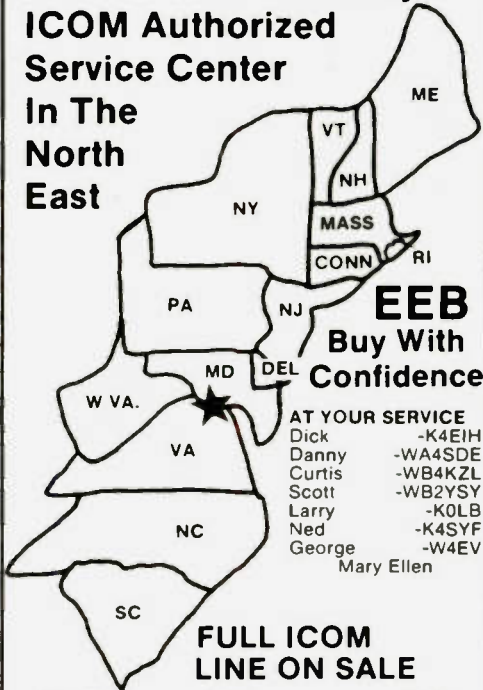
The helical at work—note that the reflector frame is now a lightweight bicycle wheel rim, which is "neater, lighter, and better looking."



# ICOM

## FALL SALE

Now! EEB Is The Only  
ICOM Authorized  
Service Center  
In The  
North  
East



**EEB**  
Buy With  
Confidence

AT YOUR SERVICE  
Dick -K4EIH  
Danny -WA4SDE  
Curtis -WB4KZL  
Scott -WB2YSY  
Larry -K0LB  
Ned -K4SYF  
George -W4EV  
Mary Ellen

### FULL ICOM LINE ON SALE

ICOM	NET	SALE
IC 2AT	\$ 269.50	Call
IC 3AT	TBA	Call
IC 25A	\$ 349.	Call
IC 730DC	\$ 829	Call
IC 720ADC	\$1349	Call
IC 251A	\$ 749	Call
IC 290A	\$ 549	Call
IC 451A	\$ 899	Call

### FULL YAESU LINE ON SALE

FT 208R	\$ 359.95	Call
FT 708R	TBA	Call
FT 707	\$ 810	Call
FT 101MKIII	\$ 925	Call
FT 290R	\$ 399	Call
FR 7700	\$ 549	Call
FT 902DM	\$1535	Call

Becoming your #1 Amateur Store.  
Visit us on your next trip to  
Washington, DC.

Call our order desk toll  
free for quote

## (800) 336-8473

Tue-Sat  
10am-4pm EST

Technical information,  
VA orders (703) 938-3350

Store opens 10am Tues-Sat  
Close 5pm Tues, Wed, Fri,  
Close 9pm Thurs, 4pm Sat



516 Mill Street, N.W.  
Vienna, Virginia 22180

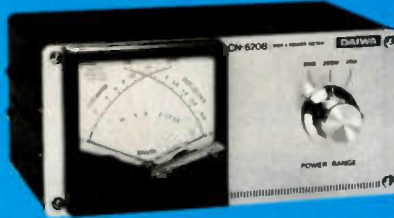
**OUR 10th YEAR  
SAME LOCATION**

# DAIWA Communications Essentials

## Simultaneous SWR/Forward & Reflected Power Readings

**SWR & POWER METERS**  
Tolerance:  $\pm 10\%$  full scale  
Input/output Impedance: 50 Ohms  
Connectors: SO-239

Model CN-620B (New 2 Kw Scale)




Frequency Range: 1.8—150 MHz  
SWR Detection Sensitivity: 5 Watts min.  
Power: 3 Ranges (Forward, 20/200/2000 Watts)  
(Reflected, 4/40/400 Watts)  
Dimensions: 165 x 75 x 97 mm;  
6.5 x 3 x 4 in.

Model CN-720B (New 2 Kw Scale)



Frequency Range: 1.8—150 MHz  
SWR Detection Sensitivity: 5 Watts min.  
Power: 3 Ranges (Forward, 20/200/2000 Watts)  
(Reflected, 4/40/400 Watts)  
Dimensions: 180 x 120 x 130 mm;  
7 x 4.75 x 5 in.



Model CN-630

Frequency Range: 140—450 MHz  
SWR Detection Sensitivity: 5 Watts min.  
Power: 2 Ranges (Forward, 20/200 Watts)  
(Reflected, 4/40 Watts)  
Dimensions: 180 x 85 x 120 mm;  
7.12 x 3.37 x 4.75 in.

### Automatic Antenna Tuner Model CNA-1001

Frequency Range: 3.5—30 MHz  
(Including WARC Bands)  
Power Rating: 500 Watts PEP  
Internal Dummy Load: 50 Watts/  
1 Minute  
Impedance Matching: 15-250 Ohms  
to 50 Ohms Resistive  
Input Power Required for Automatic  
Tuner: 1, 5 or 10 Watts (Set by rear  
panel switch)  
Tune-up Time: 45 Seconds Max.  
Power Requirement: 13.8 VDC/2 Amp




### Coaxial Switches

Power Rating: 2.5 kW PEP, 1kW CW  
Impedance: 50 Ohms  
Insertion Loss: Less than .2 dB  
VSWR: 1:1.2  
Maximum Frequency: 500 MHz

Isolation: Better than 50 dB at 300 MHz;  
better than 45 dB at 450 MHz;  
adjacent terminal  
Unused terminals grounded  
Connectors: SO-239

4 Position/  
Model CS-401



2 Position/  
Model CS-201



Exclusive USA agent  
for these units;  
inquiries invited.

Write for literature.

✓308



## J. W. Miller Division BELL INDUSTRIES

19070 REYES AVE. ■ P.O. BOX 5825  
COMPTON, CALIFORNIA 90224

Phone (213) 537-5200

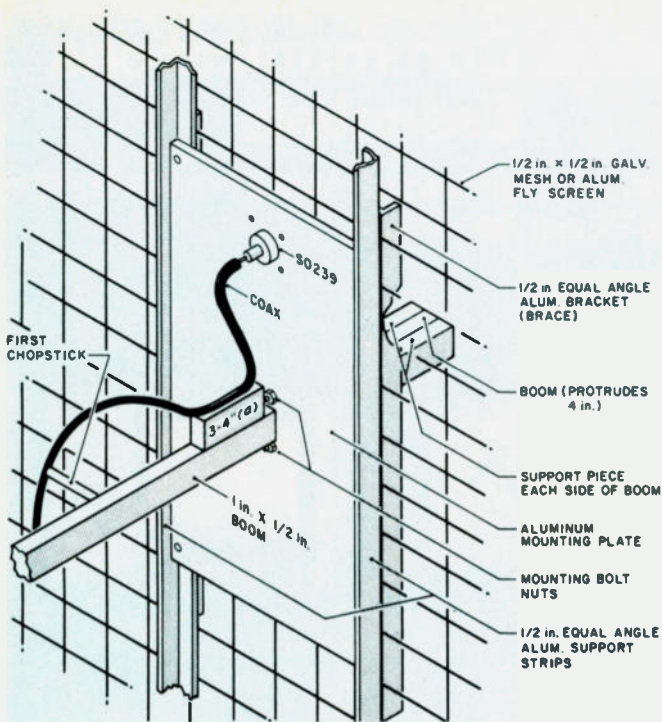


Fig. 2. Front-view details of mounting the bracket on the reflector.

The reflector came next. (Note the later improvement in the photo of the helical at work.) Half-inch-squared mesh GI screen was used, and a 28-inch square cut out and edged with 1/2" x 1/2" aluminum angle. A small, sturdy aluminum plate was used as a center mount for the reflector (it was, in fact, an old door-lock plate!). An aperture 1" x 1/2" was cut in the center to allow the boom

end to fit through and protrude 4 inches on the other side of the reflector. Above and below this aperture a hole was drilled for a 3" x 1/4" carriage bolt. The bolts were firmly screwed to the plate, with most of their length also protruding to the rear of the reflector.

Two more lengths of aluminum angle (1/2" x 1/2") were screwed across the plate in a vertical direction, to make the reflector rigid.

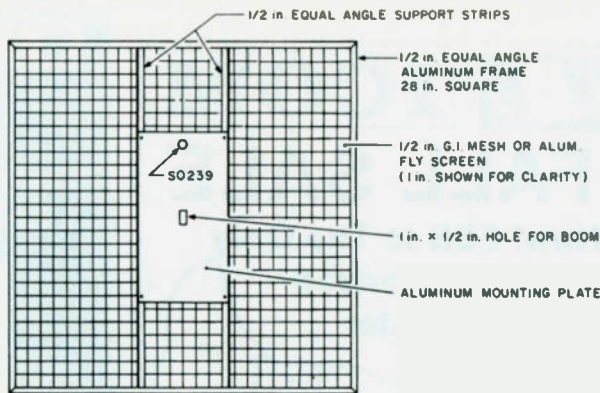


Fig. 3. Details of the reflector.

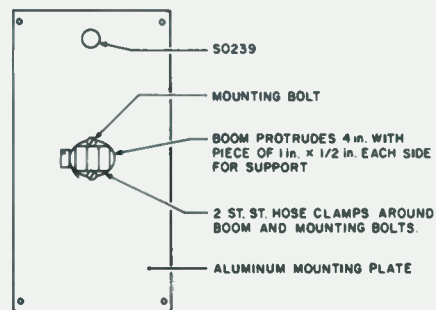




Fig. 4. Back view of the mounting plate.

The SO-239 socket fitted to the plate, facing rearwards, with its center terminal lined up with the end of the helix at section A in Fig. 1. The antenna boom was then pushed through the reflector mounting plate, carefully squared up, and fixed firmly in place with two stainless-steel hose clips around bolts and boom.

The reflector weighed about 8 pounds, whereas the antenna-plus-boom was only 2 pounds. A plywood bracket was therefore fitted at the balance point, just a few inches from the reflector. Minor dents in the RG-58 helix were pushed gently into shape, and the ten-turn "Chopstick" helical was ready for hoisting aloft! Almost ready, that is.




Securing the boom to the reflector.



The helix attached to the "chopstick" spacers.





**The HAM SHACK**  
808 N. Main  
Evansville, IN 47711

✓ 449

**SANTEC**

HT 1200 Large Stock Call  
ST 7/T in Stock Call  
All accessories in stock

**TEN TEC**

546 Omni C \$1050.00  
580 Delta 750.00  
525 Argosy 490.00  
225 Power Supply 115.00  
280 Power Supply 150.00  
255 Power Supply/Speaker 170.00  
243 VFO—Omni 169.00  
283 VFO—Delta 169.00  
234 Speech Processor 125.00  
214 Electret Microphone 36.00  
215 Ceramic Microphone 25.00  
227 Antenna Tuner 74.00  
IF—Filters, Omni—Argosy 49.00  
645 Keyer 77.00  
444 Hercules Amplifier 1325.00

**ICOM**

IC-720A/Power Supply/Mik \$1295.00  
IC-730 715.00  
PS-15 Power Supply 135.00  
PS-20 Power Supply/Spkr 195.00  
IC-25A Twenty-five Watt 2 Meter 319.00  
IC-290A All-mode 2 meter 485.00  
IC-551D w/FM option 679.00  
IC-2KL Solo State Amp Call  
IC-3AT 220 MHz Hand-Held Call  
IC-2AT 2-meter Hand-Held 239.00  
Most Icom accessories in stock

**ARRL 1982 Handbook**

\$10.00

**AEA**

MBA Reader \$275.00  
CK-1 Memory Keyer 117.00  
144 Isopole 36.00

**ALLIANCE**

HD 73 Rotator \$99.00  
U-100 Rotator 45.00

**AMECO PT-2 HF Preamp**

\$72.00

**AVANTI Two Meter on Glass Ant**

\$31.00

**AZDEN**

PCS-3000 \$295.00  
PCS-300 Two Meter Hand Held Call

**B&W Six-Position Antenna Switch**

\$22.00

**BASH Study Guides**

\$9.95

**BENCHER By-1 Paddle**

\$36.00

**BUTTERNUT HF-5 VIII Vertical Ant.**

\$88.50

**CALLBOOK**

1982 U.S. \$18.95  
1982 DX 17.95

**CUBIC**

Astro 103 \$1175.00  
Astro 150A \$25.00  
WM 2000A PEP Meter 89.00

**DAIWA**

CN 520 HF Meter \$63.00  
CNA 2002 Auto Tuner 425.00

**HAL now in stock**

Call

**HY-GAIN large stock**

Call for Discount

**Kantronics mini reader**

\$265.00

**LARSEN 5/8 mag mount ant.**

\$39.00

**MFJ large stock**

Call for Discount

**MIRAGE**

2 Mtr & 440 MHz Amps Call  
HF-VHF Meters 100.00

**SHURE 444D Microphone**

\$48.00

**TRIONYX TR1000 Counter**

149.00

**UNADILLA 1:1 Balun**

\$16.50

**VISTA 8-amp supply @ 12 volts dc**

\$70.00

**VOCOM**

2 in 25 out 2 meter amp \$75.00  
200 mW in 25 W out 85.00  
2 W in 50 W out 110.00  
2 W in 100 W out 170.00  
5/8 wave ant. 22.00

A lot more to list, no more room  
Merry Christmas from Dan & Sandi

**812-422-0231**

MON-FRI 9AM-6PM • SAT 9AM-4PM

Write for our new and used equipment list

**AFFORDABLE CW KEYBOARD FROM \$69.95**



Transmits perfect Morse Code \* Built-in 16 character buffer \* Internal speaker and side-tone \* Reed relay output eliminates keying problems \* All solid state circuits and sockets for reliability \* Speed range 5-45 WPM \* Perfect companion to our MORSE-A-WORD CW code reader.

MORSE-A-KEYER KIT, model MAK-K, Complete kit of parts & manual . . . . . \$159.95

MORSE-A-KEYER, model MAK-F, Factory wired & tested . . . . . \$199.95

MORSE-A-KEYER ESSENTIAL PARTS KIT, model EPK-K. . . . . \$ 69.95

(Essential parts kit for home-brewers consists of pc board, board parts and manual. You supply ASCII keyboard, cabinet, power supply & miscellaneous parts.)

Send check or money order. Use your VISA or MasterCard. Add \$5.00 shipping and handling for Continental U.S. Wisconsin residents add 4% Wisconsin State Sales Tax.

*Microcraft*

Corporation Telephone: (414) 241-8144  
Post Office Box 513G, Thiensville, Wisconsin 53092

**New Automatic Antenna Tuner Auto-Track AT 2500**



Designed and Built by J. W. Miller Div.

**Check these state-of-the-art specifications**

- Power Capability: 2500 W PEP.
- Frequency Range: Continuous 3.0 to 30 MHz (including WARC Bands).
- Impedance Matching: 10 ohms to 300 ohms to 50 ohms resistive.
- Direct Reading SWR Meter: 1:1 to infinity.
- Direct Reading Power Meter: Two meter scales from 0 W to 250 W and 0 W to 2500 W; front panel switch selects FWD or Reflected Power (illuminated panel meters).
- Power meter displays RMS with continuous carrier and automatically displays PEAK when driven with SSB signal.
- Average "Automatic" tune-up time: 15 seconds or less.
- Tune-up time not affected by power level; can be as low as 1 W (5-10 W preferred).
- Power requirements are 115/230 VAC 50-60 Hz, 10 W operating/5 W standby; or 13.5 VDC, 1 A operating/.5A standby.
- Antenna tuner packaged in cabinet 17"W x 5 3/4"H x 14"D (Front panel handles or rack mount optional at extra cost).

Write for literature.

Specifications subject to change without notice.

Dealer Inquiries Invited

✓ 308



**J. W. Miller Division**  
**BELL INDUSTRIES**

19070 REYES AVE. ■ P.O. BOX 5825  
COMPTON, CALIFORNIA 90224

Phone (213) 537-5200

## ALL NEW 15 Meter Mobile CW & USB



**21.000—21.450 MHz**

High 10W (PEP) low 2W (PEP); VFO tuning; noise blanker; fine-tune SB, KHz  $\pm$  CW off-set; digital frequency counter; 13.8V dc @ 3A, negative ground; L 9.5" x W 9" x H 2.5"; weight (2.3 kg) 5.7 lbs.; mobile mounting bracket. **UNDER \$300**

**SERIOUS DEALER LISTS AVAILABLE**



318

1275 N. GROVE ST.  
ANAHEIM, CALIF. 92806 (714) 630-4541

NOTE: Price, specifications subject to change without notice and obligation.

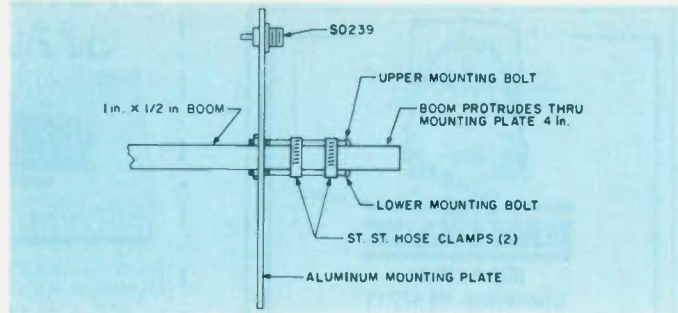


Fig. 5. Side view of the mounting plate.

There still remained the question of matching to a 50-Ohm feeder. The feed impedance of a helical antenna of this design is near enough 140 Ohms (this stays the same, by the way, regardless of the number of turns in the helix). A quarter-wave matching section should therefore have an impedance of about 84 Ohms. The nearest coax is RG-62, which has an impedance of 93 Ohms. A quarter wavelength at 435 MHz is 6.8", and the velocity factor brings this down to 5.7"

(there's a trap here: solid dielectric coax like RG-8 or RG-58 has a velocity factor of 0.66, but is partly air-spaced and the factor is 0.84). After many "cuts and tries," the swr was brought down to 1:1.1. So this time the antenna was really hoisted in the air and put to work. Results? When used as an uplink antenna on OSCAR 7, Mode B, signal reports have been encouraging; downlink on Mode J, I can copy stations right down to the horizon. I think it works! ■

Reprinted from the December, 1980, *Amateur Radio* (Australia).

# ANOTHER AEA BREAKTHROUGH! PRICES 20% LOWER FOR ISOPOLE™ ANTENNAS

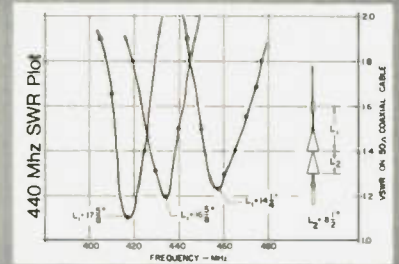
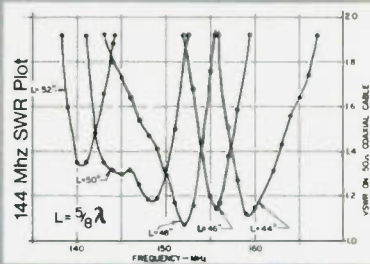
The IsoPole antenna has the reputation for high quality, unique design and superior performance. IsoPoles have become the "standard of performance" in VHF/UHF base station antennas.

The demand for IsoPole antennas has grown steadily since their introduction. To meet the demand, AEA has installed an automated production line. We've actually improved the quality of construction but most importantly we have lowered production costs. This lower cost is now passed on to you with the price of IsoPole antennas **20% lower**.

The IsoPole is designed for ease of installation. You can customize your mounting by using low cost TV masting up to 1 1/4" diameter. (*Mast not supplied.*) More than ever, the IsoPole is the logical choice for a VHF/UHF base station or repeater antenna.

The IsoPole antenna gives you exceptionally broad frequency coverage. You obtain maximum gain attributable to the antenna's length, plus a zero angle of radiated power. The unique cone design (*pat. pend.*) assures superior resistance to icing and wind. IsoPole antennas are weather proofed and made of top quality components. They use stainless steel hardware, Amphenol connectors, corrosion resistant aluminum alloys and a dielectric material with excellent mechanical and electrical properties.

Note the typical SWR plots for the IsoPole-144 and the new IsoPole-440.



There is an IsoPole antenna for 220 MHz also. See these fine antennas at your favorite dealer, or contact **Advanced Electronic Applications, Inc.** P.O. Box 2160, Lynnwood, WA 98036 Call 206/775-7373

**AEA** Brings you the Breakthrough!

Prices and specifications subject to change without notice or obligation

# TERMINALL

The communications terminal that does it all!



**TERMINALL** is a hardware and software system which converts your TRS-80\* (Model I or Model III) into a state of the art communications terminal. **TERMINALL** is simple to use. **TERMINALL** gives you more for your money. **TERMINALL** works with a general purpose computer and is expandable. **TERMINALL** has it all!

## Simplicity

**TERMINALL** was designed from the outset to be easy to connect to your radio and easy to use. Plug into your receiver headphone jack and copy Morse code or radioteletype (RTTY). Plug into your CW key jack and send Morse code. Attach a microphone connector and send Baudot or ASCII RTTY using audio tones (AFSK). That's all there is to hooking it up.

The software may be loaded into your computer from cassette or disk. Enter your call sign and the time and you will start receiving immediately. No settings or adjustments are necessary to receive Morse code - it's fully automatic - and it works! You may type your message while receiving or transmitting.

You will be on the air, receiving and transmitting any mode in minutes. As we said, **TERMINALL** is simple.

## More for your money

■ **TERMINALL** has the RTTY terminal unit, demod and AFSK built in. This results in a lower total cost because separate terminal units usually cost at least \$225 assembled, and most do not even have a crystal controlled AFSK. **TERMINALL** eliminates not only the higher cost of an external terminal unit, but also eliminates the hassle of interfacing to another piece of equipment.

■ **Outstanding documentation.** Professionally written, 90 page user manual contains step by step instructions, explicit examples, numerous photographs and illustrations, theory of operation, parts layouts, schematic diagrams, trouble shooting guide.

■ **Built in software backup** - set up the program parameters and messages the way you like to operate - then have the program save a new copy of itself on either cassette or disk!

■ **Software** supplied on both cassette and auto run diskette at no additional cost.

■ **Built in separate, multi-stage active filter RTTY and CW demodulators.** No phase lock loops. RTTY demodulator has 170 and 850Hz shift, keyboard selectable - and uses either the panel meter or scope outputs for easy tuning. Copy the weak ones. Copy the noisy ones. Copy the fading ones.

■ **Built in crystal controlled AFSK.** Rock stable for even the most demanding VHF or HF application. A must on many VHF RTTY repeaters.

■ **Built in hardware clock** - one second readout maintains correct time even during cassette I/O. User programmable time/date format.

■ **Built in 110 or 220 volt AC power supply.**

■ **Built in parallel printer driver software.** Simply attach a parallel ASCII printer (e.g. the EPSON MX 80) to your printer port to obtain hardcopy in all modes. Note: parallel printers typically cost less than serial ASCII printers.

■ **Fantastic Morse reception;** Six stage active filter demodulator copies the weak ones. Auto adaptive Morse algorithm copies the sloppy ones. Keyboard selectable noise threshold. Received code speed displayed on status line.

■ **Word wrapping,** word mode editing, diddle, ignore carriage returns, user programmable end of line sequence, adjustable carriage width, Transmit delay (fixed, none or auto adaptive), Break mode and more!

■ **The all-in-one TERMINALL design** makes it great for use on HF or VHF. Ham, Commercial, SWL or MARS! SWL's - we will be happy to modify **TERMINALL** for 425Hz reception instead of 850Hz, at no extra cost, if requested with your order. (Some News and weather services use 425Hz).

## General Purpose vs Dedicated

**TERMINALL** has capabilities far surpassing other "dedicated terminal" systems. And yet, since it works on a general purpose computer, the majority of your investment (the TRS 80) is spread out over many different applications - not just Radio communications. And your system is expandable. For example, Disk based mailbox software may be added at any time.

**Simplicity of operation. Lower cost. General purpose computer. What are you waiting for? This is the way to go!**

Complete with software on cassette and diskette, assembled and tested hardware, and extensive instruction manual. Specify Model I or Model III. Level II 16K required \$499.

We Discount EPSON Printers.  
Call Now!

**MACROTRONICS, inc.** ®

1125 N. Golden State Blvd.  
Turlock, CA 95380

To order toll free 1-800-344-7493  
In CA and for service (209) 667-2888  
or 634-8888

15 Day Money Back Trial Period. One year parts and labor limited warranty. Add \$4 shipping in U.S.A. CA residents add 6% sales tax. We continue to experience telephone difficulties, please keep trying.

\*Recognized trademark of Tandy Corporation.



# SANTA'S GONE SOFT...

## TRS-80\* BUSINESS AND APPLICATIONS

ORDER NO.	PROGRAM NAME	PRICE
0316RD	Climate Comp (Disk)	24.95
0287R	Electronic Breadboard (Tape)	49.95
0258RD	Find It Quick (Disk)	49.95
0168R	Label (Tape)	24.95

## TRS-80\* UTILITIES

ORDER NO.	PROGRAM NAME	PRICE
0246R	Compression Utility Pack (Tape)	19.95
0232R	The Disassembler (Tape)	9.95
0180RD	Disk Editor (Disk)	39.95
0139RD	Disk Scope (Disk)	19.95
0231RD	DLDIS (Disk)	19.95
0228R	Dynamic Device Drivers (Tape)	19.95
0199RD	Dynamic Device Drivers (Disk)	24.95
0250R	Irv (Tape)	24.95
0350RD	Irv (Disk)	29.95
0058R	Programmer's Converter (Tape)	9.95
0245R	Programmer's Primer (Tape)	9.95
0133R	Renum/Compress (Tape)	14.95
0230R	TLDIS (Tape)	14.95
5003R	Ultra-Mon (Tape)	24.95

## TRS-80\* EDUCATION

ORDER NO.	PROGRAM NAME	PRICE
0136R	Beginner's Russian (Tape)	9.95
0137R	Everyday Russian (Tape)	9.95
0071RD	Geography Explorer USA (Disk)	49.95
0212RD	Russian Disk (Disk)	24.95
0127R	Surveyor's Apprentice (Tape)	9.95
0214RD	Teacher's Aide (Disk)	39.95
0099R	Typing Teacher (Tape)	12.95

## TRS-80\* GAMES, SIMULATIONS AND ENTERTAINMENT

ORDER NO.	PROGRAM NAME	PRICE
0017R	Air Flight Simulation (Tape)	9.95
0106R	Airmail Pilot (Tape)	9.95
0240R	Alien Attack Force (Tape)	9.95
0213RD	The All Stars (Disk)	34.95
0051R	Ball Turret Gunner (Tape)	9.95
0141R	Battleground (Tape)	9.95
0223R	Cosmic Patrol (Tape)	14.95
0224RD	Cosmic Patrol (Disk)	19.95
0237R	Cosmic Patrol (Disk)	14.95
5006R	Danger In Orbit (Tape)	15.95
5007RD	Dragonquest (Tape)	21.95
5010R3D	Dragonquest (Disk) Model I	21.95
0218R	Dragonquest (Disk) Model III	21.95
0171R	Dr Chips (Tape)	9.95
0205RD	Flight Path (Tape)	14.95
0219R	The Flying Circus (Disk)	39.95
0159R	House of 30 Gables (Tape)	9.95
0378RD	Jet Fighter Pilot (Tape)	14.95
0117R	Master Reversi (Disk)	29.95
0023R	Night Flight (Tape)	9.95
0120R	Oil Tycoon (Tape)	9.95
0043R	Perfect Pong (Tape)	14.95
0332R	Santa Paravia & Fiumaccio (Tape)	9.95
0312R	Space Shuttle (Tape)	14.95
5011RD	Swamp War (Tape)	14.95
5011RD	Temple of the Sun (Tape)	19.95
5011RD	Temple of the Sun (Disk) Model I	29.95

## TRS-80\* HOME AND PERSONAL

ORDER NO.	PROGRAM NAME	PRICE
0084R	Music Master (Tape)	9.95
0151RD	QSL Manager (Disk)	19.95

## APPLE\*\* EDUCATIONAL

ORDER NO.	PROGRAM NAME	PRICE
0339AD	Capitalization (Disk)	34.95
0283AD	Russian Disk (Disk)	24.95

## APPLE\*\* GAMES, SIMULATIONS & ENTERTAINMENT

ORDER NO.	PROGRAM NAME	PRICE
0148A	Air Flight Simulation (Tape)	9.95
0161AD	Apple Fun (Disk)	19.95
0254AD	Dr. Chips (Disk)	14.95
0018A	Golf (Tape)	9.95
0025A	Mimic (Tape)	9.95
0079A	Oil Tycoon (Tape)	9.95
0163AD	Paddle Fun (Disk)	19.95
0080A	Sahara Warriors (Tape)	9.95
0174A	Santa Paravia & Fiumaccio (Tape)	9.95
0229AD	Santa Paravia & Fiumaccio (Disk)	19.95
0183A	Skybombers II (Tape)	9.95
0271AD	Skybombers II (Disk)	19.95

## APPLE\*\* HOME AND PERSONAL

ORDER NO.	PROGRAM NAME	PRICE
0235AD	Solar Energy for the Home (Disk)	34.95
0242AD	Astrology (Disk)	19.95

PRICES SUBJECT TO CHANGE WITHOUT NOTICE

## TO ORDER:

See your local Instant Software dealer  
or call toll-free 1-800-258-5473 Dept. A-63  
In New Hampshire 1-603-924-7296 Dept. A-63

Mon - Fri. 8:00 am - 4:30 pm E.S.T.

Include 2.50 for Shipping & Handling.

# Instant Software™

Peterborough, N.H. 03458 USA

A division of Wayne Green Inc.



\* TRS-80 is a trademark of Radio Shack a division of Tandy Corporation  
\*\* APPLE is a trademark of Apple Computer Inc.

# Get a glimpse of the future today—at your nearest Instant Software dealer.

**ALABAMA**  
THE COMPUTER SHOP, Gadsden  
OLENSKY BROS., Mobile

**ALASKA**  
COMPUTER TALK, Anchorage

**ARIZONA**  
CEFF, Phoenix  
COMPUTER STORE, Phoenix  
MESA ELECTRONICS, Mesa  
MILLETTS ELECTRONICS, Mesa  
PERSONAL COMPUTER PLACE, Mesa  
SIMUTEK, Tucson  
TOY BOX, Sierra Vista

**ARKANSAS**  
MICRO COMPUTER SYSTEMS, Hot Springs

**CALIFORNIA**  
ADVANCE RADIO (R/S DEALER), Grass Valley  
ADVANCED COMPUTER PRODUCTS, Santa Ana  
ALBANY TYPEWRITER, Albany  
ALL TRONICS, San Jose  
AMCO ELECTRONIC SUPPLY, Azusa  
ASAP COMPUTERS, Signal Hill  
BYTE INDUSTRIES, Hayward  
BYTE SHOP, Mountain View  
CAPTLO, COMPUTER SYSTEMS, Sacramento  
CHASCO COMPUTERS, El Monte  
COAST ELECTRONICS, Morro Bay  
COMPUBOUND, Orange  
COMPUTER MART OF CALIFORNIA, INC., Diamond Bar  
COMPUTERLAND, San Francisco  
COMPUTER PLUS, Sunnyvale  
COMPUTER STORE, San Leandro  
COMPUTER WORLD, Westminster  
DEROSBEAR APPLIANCE & REPAIR, Weaverville  
DIMENSIONAL SOFTWARE, San Diego  
H W ELECTRIC, Northridge  
EXATRON, Santa Clara  
GAME O-RAMA, Santa Barbara  
GOOD FAIR NATURAL FOODS, Los Angeles  
HOBBY WORLD ELECTRONICS, Northridge  
HUNTINGTON COMPUTING, Corcoran  
HILAND ELECTRONICS, Riverside  
MALIBU MICROCOMPUTING, Malibu  
MARFAM CO., San Jose  
MICROCOMPUTING, Corcoran  
NET PROFIT COMPUTERS, Torrance  
OPAMPTECHNICAL BOOKS, Los Angeles  
OPPORTUNITIES FOR LEARNING, Chatsworth  
PC COMPUTERS, El Cerrito  
Q I COMPUTERS, INC., Lemoore  
RAC PRODUCTS, San Jose  
RADIO SHACK, El Cajon  
RADIO SHACK, Palm Springs  
RADIO SHACK, San Diego  
RAY SOUND (R/S DEALER), Fontana  
SALINAS HOBBY CENTER, Salinas  
SHAYNER RADIO, San Jose  
SILVER SPRUE ELECTRONICS, Ohio  
SOFTWARE PLUS, El Toro

STACEY'S BOOKSTORE, San Francisco  
STRAWFLOWER ELECTRONICS (R/S DEALER), Half Moon Bay  
THE COMPUTER STORE, Santa Monica  
THE FEDERATED GROUP, Commerce  
THE SOFTWARE STORE, Huntington Beach  
THE SOFTWARE STORE, Los Angeles  
WASH APPLE, El Toro  
WENNER BUSINESS SYSTEMS, Los Altos

**COLORADO**  
APPARAT, Denver  
FISTEL'S MICRO ELECTRONICS, Denver  
POOR RICHARD'S CALCULATORS, Fort Collins

**CONNECTICUT**  
BYTE ME COMPUTER SHOP, New London  
COMPUTER LAB, New London  
INSTRUCTIONAL SYSTEMS COMPUTERS, Manchester  
TECHNOLOGY SYSTEMS, Bethel  
THE COMPUTER STORE, Stamford

**DELAWARE**  
MICRO PRODUCTS, Wilmington  
DISTRICT OF COLUMBIA  
THE PROGRAM STORE, Washington, D.C.

**FLORIDA**  
ALL SYSTEMS GO, Winter Garden  
AMF MICROCOMPUTER CENTER, Tampa  
COMPUTER CENTER, West Palm  
COMPUTER HAVEN, Melbourne  
COMPUTER JUNCTION, Fort Lauderdale  
COMPUTER SYSTEM RESOURCES, Gainesville  
COMPUTER WORLD, Clearwater  
COMPUTERLAND, Jacksonville  
COMPUTERLAND, Sarasota  
COMPUTERLAND, Tampa  
COMPUTERLAND, West Palm Beach  
CREATIVE COMPUTING, Orlando  
DATA UNLIMITED, Melbourne  
H&H HOBBY SALES, Sarasota  
HEATHKIT ELECTRONIC CENTER, Hialeah  
HIS COMPUTERS, Melbourne  
KOBY'S KORNER, Pensacola  
MICROCOMP LTD., Miami  
MICROCOMPUTER SYSTEMS INC., Tampa  
MINI CONCEPTS, Holly Hill  
MICRO DATA BASE, Leesland  
RAY'S AMATEUR RADIO, Clearwater  
RICK'S TV, Ocala  
SOUND IDEAS, Gainesville  
SOUTH EAST MICRO DATA, Orlando

**GEORGIA**  
ATLANTA COMPUTER MART, Atlanta  
BAILEY'S COMPUTER SHOP, Augusta  
MIDWESTERN  
DELTA DATA DYNAMICS, Tucker  
ENERGY LOGIC, Columbus  
FLEMING DRUG CO., Wrens

**HAWAII**  
HONOLULU ELECTRONICS, Honolulu  
MILLS ELECTRONICS, Lahaina  
RADIO SHACK ASSOC. STORE, Honolulu

**IDAHO**  
COX & NELSON, Moscow  
DEKINS STORE ENTERPRISES, Fruitland  
ELECTRONIC SPECIALTIES, Boise  
IDAHO MICROCOMPUTER, Buhl  
RAL DATA SYSTEMS, Idaho Falls

**ILLINOIS**  
ALPINE COMPUTER CENTER, Rockford  
CHICAGO MAIN NEWSTAND, Evanston  
COMPREHENSIVE MICRO SYSTEMS, Chicago  
COMPUTER JUNCTION, Elmhurst  
COMPUTER STORE, Rockford  
COMPUTERLAND, Niles  
CREATIVE PROGRAMMING, Charleston  
GARCIA & ASSOCIATES, Chicago  
ILLINOIS CUSTOM COMPUTERS, Harrisburg  
JNL COMPUTER SYSTEMS, Downers Grove  
MIDWEST MICRO COMPUTERS, Lombard  
THE PILOT HOUSE, Chicago  
WALLACE COMPUTERS, Peoria

**INDIANA**  
ABC HOBBY, Evansville  
DIGITAL ELECTRONICS, Indianapolis  
DIGITAL TECHNOLOGY, Lafayette  
FALL CREEK ELECTRONICS, Pendleton  
GAME HUT, Bloomington  
GAME PRESERVE, Indianapolis  
PROFESSIONAL MICROCOMPUTER SOFTWARE, Muncie  
SIMONTON LAKE DRUGS, Elkhart  
STURDIVANT AND DUNN, Comery  
THE HAM SHACK, Evansville

**IOWA**  
BEACON ELECTRONICS, Ames  
LEWISWOOD SYSTEMS, Center Point  
MEMORY BANK INC., Bettendorf  
SERNETT LEISURE CENTER, Carroll

**KANSAS**  
AMATEUR RADIO EQUIPMENT, Wichita  
CENTRAL KANSAS COMPUTERS, Herington  
COMMUNICATIONS CENTER, Lincoln  
GOSBUB INTL., Wichita  
MATCH COMPUTER CENTER, Alliance  
HIGH TECHNOLOGY, Wichita

**KENTUCKY**  
C&K, INC., Lexington  
COMPUTER MAGIC, Louisville  
PERRY'S COMPUTER, Bremen

**LOUISIANA**  
ACME BOOK CO., Baton Rouge  
COMPUTER SERVICES OF SHREVEPORT, Shreveport  
COMPUTER SHOPPE, Metairie

**MAINE**  
FRYBURG COMPUTER CENTER, Fryeburg  
MAINE COMPUTRONICS, Bangor  
MAINE MICRO SYSTEMS INC., Auburn  
MIDMAINE COMPUTERS, Auburn

**MARYLAND**  
COMM CENTER, Laurel  
PROGRAM STORE, Baltimore  
SOFTWARE ETC., Frederick  
WILLS COMPUTER STORE, Marlow Heights

**MASSACHUSETTS**  
LAND OF ELECTRONICS, Lynn  
MAINE GORDON COMPUTERS, Cambridge  
MIDLEBORO MUSIC (R/S DEALER), Middleboro  
MICROCON, Westport  
OMNITEK SYSTEMS, Tewksbury  
ROUND COMPANY, Springfield  
STAR COMPUTING, Framingham  
THE GAMES SHOP, East Acton

**MICHIGAN**  
ALL FOR LEARNING, W. Bloomfield  
ALTERNATE SOURCE, Lansing  
A M. ELECTRONICS, Ann Arbor  
CAMP KINWOOD, Detroit  
COMPUTER CENTER, Garden City  
COMPUTER CONNECTION, Farmington Hills  
COMPUTER MART, Clawson  
COMPUTER MART, Flint  
COMPUTERLAND, Kentwood  
COMPUTERLAND, Southfield  
COMPUTRONICS, Highland  
EIGHT BIT CORNER, Macleagan  
FERRIS RADIO, Hazel Park  
GOLDEN ANVIL, South Haven  
HOBBY HOUSE, Battle Creek  
LEARNING CENTER LTD., Ann Arbor  
MAIN SYSTEMS, INC., Flint  
MID-MICROAN MEMORY, Dearborn  
NEWMAN COMMUNICATIONS, Grand Rapids  
NEWMAN COMPUTER EXCHANGE, Ann Arbor  
TRICOUNTY ELECTRONICS & SOUND CENTER, Fenton  
WEATHERWAX DRUGS, Brooklyne  
WIZARD'S ARSENAL, East Lansing  
YE OLDE TEACHERS SHOPPE, Ypsilanti

**MINNESOTA**  
CODE ROOM, Eden Prairie  
LANTOS COMPUTER COMP., Minneapolis

**MINNESOTA SOFTWARE**, White Bear Lake  
RURAL AMERICA ENTERPRISES, Marshall  
ZIM COMPUTERS, Brooklyn Center

**MISSISSIPPI**  
C-OM Jackson  
DYERS INC., West Point  
SOFTWAREHOUSE, Jackson  
CENTURY NEXT COMPUTERS, Columbia  
COMPUTER CENTER, Joplin  
COMP-U-TRIS Florissant  
CRC COMPUTERS, Joplin  
D'S CAMERON  
HOUSE OF COMPUTERS, Joplin  
MOORE SOFTWARE, Parkville  
SOFTWARE SHACK, Barton

**MONTANA**  
COMPUTER STORE, Billings  
THE COMPUTER PLACE, Kalispell

**NEBRASKA**  
APPLETREE SOFTWARE, Battle Creek  
COMPUTERS WEST, Omaha  
GREAT RACE HOBBY PLACE, Lincoln  
HATCH COMPUTER, Alliance  
LEZOTTE STUDIO, Ogallala  
MICROAGE COMPUTER STORE, Omaha

**NEVADA**  
HUXLEY ELECTRONICS, Las Vegas

**NEW HAMPSHIRE**  
BITSNBYTES COMPUTER CENTER, Concord  
COMPUCRAFT, Keene  
COVER SHOP, Amherst  
PAUL'S TV, Framont  
PORTSMOUTH COMPUTER CENTER, Portsmouth  
RADIO SHACK ASSOC. STORE, Keene  
RADIO SHACK, Claremont  
RIDER RADIO (R/S DEALER), Peterborough  
STURDIVANT AND DUNN, Comery

**NEW JERSEY**  
ABE'S TV SALES & SERVICE, Glassboro  
ADELMA'S STATIONERY CO., Union City  
BARGLIN BROTHERS, West Trenton  
CHANNEL 1 RADIO SHACK, Medford  
COMPUTER FORUM, Redbank  
COMPUTER MADNESS, Englewood  
COMPUTERMANIA, Pitman  
COMPUTERWORLD OF WESTFIELD, Westfield  
CROWLEY'S, Whippany Station  
DAVE'S ELECTRONICS, INC., Pennsville  
ELECTRONIC WORLD, Marlton  
HOBBYMASTERS, Red Bank  
J&I ELECTRONIC WORLD, Marlton  
LASHER ELECTRONICS, INC., Dennisville  
MIDAS DATA SYSTEMS INC., Marlton  
RADIO SHACK ASSOC. STORE, Moorestown  
RADIOS UNLIMITED, Somerset  
SOFTWARE CITY, Pine Brook  
SOFTWARE SERVICES OF SHREVEPORT, Shreveport

**NEW MEXICO**  
AUTEL ELECTRONICS CO., Albuquerque  
JW ENTERPRISES, Clovis  
MICROAGE COMPUTER STORE, Albuquerque  
MITCHELL MUSIC, Carlsbad  
THOMAS & CARR JEWELLER, Alamogordo  
WARDAMES WEST, Albuquerque

**NEW YORK**  
ARISTO CRAFT DISTINCTIVE MINIATURES, New York  
ASD HOME COMPUTER CENTER, Poughkeepsie  
BERLINER COMPUTER CENTER, New Hyde Park  
COMPUTER CORNER, White Plains  
COMPUTER RESOURCES, Williamsville  
COMPUTER SHOP, Kingston  
COMPUTER TREE, Endwell  
COMPUTERLAND, Catskill Place  
COMPUTERLAND OF NYC, New York  
DIGIBYTE SYSTEMS, New York  
ID MICROCOMPUTER SERVICES, Cohoes  
FUTURE VISIONS COMPUTER STORE, Melville  
MICROHUT, Brooklyn  
MODERN TEK SHOPS, Snyder  
MR. COMPUTER, Wappingers Falls  
P&R CLEAN AIR ENTERPRISES, Plattsburgh  
PHANTOS RESEARCH, Canisus  
PROGRAMS UNLIMITED, Jericho  
SOFTCON SYSTEMS, Roseton  
WATERLOO HOBBIES, Minerva  
WORLD OF COMPUTERS, Port Chester

**NORTH CAROLINA**  
RAY'S MICRO ELECTRONICS, Byes  
DUNO MILL, Havelock  
OHIO  
ABACUS II, Toledo  
ALTAIR SYSTEMS, INC., Dayton  
ASTRO VIDEO ELECTRONICS, INC., Lancaster  
CINCINNATI COMPUTER STORE, Cincinnati  
COMPUTER STORE, Toledo  
COMPUTERLAND, Columbus  
COMPUTERLAND, Mayfield Heights  
COMPUTERLAND, North Olmsted  
COMPUTERLAND, Warren  
JERRY'S COMPUTER, Cleveland  
JOBAR ENTERPRISES, Middlefield  
MICROAGE, Columbus  
MICRO COMPUTER CENTER, Centerville  
MICRO ELECTRONICS INC., Columbus

**MICRO-MINI COMPUTER WORLD**, Columbus  
TWENTY FIRST CENTURY SHOP, Cincinnati  
WANNA PLAY, Cincinnati

**OKLAHOMA**  
COMPUTER STORE, INC., Tulsa  
COMPUTER WORLD, Tulsa  
WM DAVIS DBIA PROFILE MNGMT, Moore  
RADIO SHACK ASSOC. STORE, Guyton  
SCOURD, ETC., Wotonga

**OREGON**  
COMPUTER SPECIALTIES, Salem  
COMPUTERLAND OF PORTLAND, Tigard  
L&R ELECTRONICS, Grand Pass  
PIONEER ELECTRONICS, Sandy

**PENNSYLVANIA**  
ALLIED HOBBIES, Philadelphia  
ARTICO ELECTRONICS, Kingston  
BELL ELECTRONICS, Edinboro  
BELL ELECTRONICS, Oxnard  
COMPUTERLAND, Gibsonia  
COMPUTERLAND OF HARRISBURG, Mechanicsville  
ERIE COMPUTER, Erie  
J&E COMMUNICATIONS, Altoona  
MAFEX ASSOCIATES, Johnstown  
PERSONAL COMPUTER CORP., Pott  
PERSONAL SOFTWARE, Newer Ltd., Mahan  
PITTSBURGH COMPUTER STORE, Pittsburgh  
STEVEN'S RADIO SHACK DEALER, Phoenixville  
TELEVISION PARTS COMPANY INC., New Brighton

**PUERTO RICO**  
MICRO COMPUTER STORE, Caparra Terrace

**RHODE ISLAND**  
COLONIAL ENTERPRISES (R/S DEALER), Foster  
SOUTH CAROLINA  
OMNI ELECTRONICS, Charleston

**TENNESSEE**  
ACE MINI SYSTEMS, Clarksville  
CHATTANOOGA COMPUTER CENTER, Chattanooga  
COMPUTER WORLD, Nashville  
COMPUTERLAB, Memphis  
H&H ELECTRONICS, Tusculum

**TEXAS**  
AUDIO WORKS, Lufkin  
CODEDATA INC., Arlington  
COMPUTER CONCEPTS, Beaumont  
COMPUTER N THINGS, Austin  
COMPUTER PROGRAMMING ASSOC., Lubbock  
COMPUTER PORT, Arlington  
COMPUTER SALES & SERVICE, Fort Worth  
COMPUTER SOLUTIONS, San Antonio  
COMPUTERLAND OF SW HOUSTON, Houston  
COMPUTERS BY O'NEILL, Lake Jackson  
COMPUTERS TO GO, Austin  
COMPUTEX, Webster  
CORSAIR, Ft. Worth  
GATEWAY ELECTRONICS, Houston  
THE HOBBY CENTER, Abilene  
KA ELECTRONICS, Dallas  
MAC'S TV, Fairhead  
MARYMAC INDUSTRIES (R/S DEALER), Houston  
MICRO COMPUTER CONCEPTS, Plano  
PAN AMERICAN ELECTRONICS (R/S DEALER), Houston  
R. J. COLE'S ELECTRONICS, San Antonio  
ROY'S CB & ELECTRONICS, Aransas Pass  
SOFTWARE, San Antonio  
TOTAL COMPUTER STORE, Beaumont  
WAGHALTER BOOKS, INC., Houston

**UTAH**  
COMPUTERLAND, Salt Lake City  
FOOTHILL MODELERS, Salt Lake City  
QUALITY TECHNOLOGY, Salt Lake City

**VERMONT**  
TEMPO CO (R/S DEALER), Brattleboro

**VIRGINIA**  
COMPUTER SOLUTIONS, Leesburg  
COMPUTER WORKS, INC., Herndon  
FRAME GALLERY, Herndon  
HOME COMPUTER CENTER INC., Virginia Beach  
LITTLE SOLDIER, Alexandria  
SYSTEMS MARKETING, Arlington

**WASHINGTON**  
AMERICAN MERCANTILE COMPANY, Seattle  
CAL ELECTRONICS, Richland  
COMPUTERLAND, Bellevue  
COMPUTERLAND, Federal Way  
COMPUTERLAND, Spokane  
THE ELECTRONIC SHOP, Olympia  
EMPIRE ELECTRONICS, Seattle  
EMPIRE ELECTRONICS, Sunnyvale  
J.B. SALES, Snohomish  
LORDS, Port Angeles  
PERSONAL COMPUTERS, INC., Spokane  
UNIVERSITY VILLAGE MUSIC, Seattle  
U.S.B. ENTERPRISE, Kirkland  
WESTERN MICROCOMPUTER CENTER, Bellingham

**WEST VIRGINIA**  
COMPUTER CORNER, Morgantown  
COMPUTER STORE, Huntington  
OHIO VALLEY ELECTRONIC SYSTEMS, Wheeling  
SOUND & ELECTRONIC SPECIALTIES, Morgantown

**WI** SALES, Evans

**WISCONSIN**  
BYTE SHOP, Greenfield  
BYTE SHOP, Milwaukee  
COMPUTER WORLD, Appleton  
COMPUTER WORLD, Green Bay  
COMPUTERLAND, Madison  
COMPUTERLAND, Milwaukee  
COMPUTERLAND, Wausau  
COMPUTERLAND OF FOX RIVER VALLEY, Oshkosh  
MADG LANTERN COMPUTER, Madison  
OMEGA MICRO, Milwaukee  
PETTED MICROSYSTEMS, Milwaukee  
S&O TV SALES, Monroe

**WYOMING**  
COMPUTER CONCEPTS, Cheyenne

**AUSTRALIA**  
CISA MICROCOMPUTING, Sydney  
DE FOREST SOFTWARE, Brisbane, Vic  
CANADA

Distributor  
MICRON DISTRIBUTING,  
Toronto, Ont

ALLIED COMPUTER CENTRE, Thunder Bay, Ontario  
ARCON ELECTRONICS, Toronto, Ontario  
AULL COMPUTER SYSTEMS, Victoria, B.C.  
BITS & BYTES, Dartmouth, N.S.  
CENTRAL DISTRIBUTORS LTD., Lachine, Quebec  
COMPUCORNER, Smiths Falls, B.C.  
COMPUART, Ottawa, Ontario  
COMPUTER BARR, Sarnia, Ontario  
COMPUTER CIRCUIT, London, Ontario  
COMPUTER INNOVATIONS, Ottawa, Ontario  
COMPUTER SHOP LTD., Calgary, Alberta  
COTAL COMPUTER SYSTEMS LTD., Saskatoon, Sask.  
COMPUTERLAND OF BURLINGTON, Burlington, Ontario  
CREATIVE COMPUTERS, Victoria, B.C.  
DATATEC COMPUTER SYSTEMS LTD., Scarborough, Ont.  
ELECTRONICS 2001, Willowdale, Ontario  
GALACTICA COMPUTERS LTD., Edmonton, Alberta

LYONS LOGIC LTD., St. Foy, Quebec  
LYONS LOGIC LTD., London, Ontario  
MICROMATION, Toronto, Ontario  
MICROSHACK, Saskatoon, Sask.  
MICRO SHACK, Regina, Sask.  
MAW COMPUTERS, Mississauga, Ontario  
MIP & TUCK VARIETY, London, Ontario  
OFFICE CENTER, Kingston, Ontario  
BALT OFFICE MACHINES, South St. Marie, Ontario  
STATUS COMPUTER SYSTEMS, St. Catharines, Ontario  
TOTAL COMPUTER SYSTEMS, Aja, Ontario  
WEST WORLD COMPUTERS, Edmonton, Alberta

**ITALY**  
BITS & BYTES, Milan

**FRANCE**  
JCS Composants, Paris

**NETHERLANDS & BELGIUM**

Distributor  
SOFTWARE IMPORT BRABANT,  
Eindhoven, Neeth

COMPUTER COLLECTIEF, Amsterdam  
MICRO COMPUTING, Krommenie  
MICRO DYNAMICS, Eindhoven  
MUSICMINT CHIP, Arnhem  
OVEL GOMME, Oranien  
R A L. MICROCOMPUTERS, The Hague

**NEW ZEALAND**  
VISCOUNT ELECTRONICS, Palmerston North

**NORWAY**  
A/S BORLUND, Vedavagen  
SWEDEN  
SENTEC AB, Jarfala  
UNITED KINGDOM  
CALISTO COMPUTERS, Birmingham  
THE SOFTWARE HOUSE, London  
WEST GEMMAY  
MICROSTUFF, Frankfurt

**YOUR NAME COULD BE HERE. CALL: 1-800-258-5473**

## Find out what you're missing.

You heard the lady. Your microcomputing life is going to be very exciting. But don't leave it to chance—leave it to us! We have a brand new catalog full of packages and valuable coupons to help make it happen. It's free. . . if you fill out the coupon and mail it today. (Or make a photocopy and spare your magazine).

NAME: \_\_\_\_\_

ADDRESS: \_\_\_\_\_

CITY: \_\_\_\_\_ STATE: \_\_\_\_\_ ZIP: \_\_\_\_\_

**Instant Software Inc.** Peterborough, N.H. 03458 603-924-7296 -A80

# The Code Pet

## — a Morse tutorial for Commodore's computer

Alden Lansdowne AA0C  
335 North Vassar  
Wichita KS 67208

You're practically a shoo-in for that upgrade license if you can copy the code from this program written for the Commodore Pet™. You pick the speed from five to twenty words per minute and it sends perfect code in groups of five characters. Since this is a sound program, you will need an addition to the Pet such as can be found in *Kilobaud Microcomputing*, March, 1979. The article by Gregory Yob on page 71 explains several ways to connect sound. I strongly recommend the method in Fig. 4(b). By the time I isolated an amplifier with capacitors, I had distortion. The transistor seems to be best and also is easy to construct.

After you enter the speed, the screen is blanked and you copy the

code with pencil and paper as you would if you were performing for the FCC. After 100 groups of five characters (or five minutes), the screen will show the text sent. A completely random text of letters, numbers, and common punctuation will assure you of receiving all characters equally.

Should you wish to stop before the computer is finished, type S and the computer will respond. Code is sent as near the input speed as possible for me to program. (If you make improvements, please let me know.) The basis for the time was reached by running the program, timing for five minutes, and then counting the groups of five characters. Speeds under 13 words per minute are sent at 13 words per minute with additional

Program for Morse code.

```
100 PRINT" MORSE CODE PROMPTER PROGRAM"
110 PRINT "QI WILL SEND MORSE CODE AT RANDOM.IN"
120 PRINT "QGROUPS OF FIVE CHARACTERS AT THE"
130 PRINT "Q SPEED YOU DESIRE. AFTER 100 GROUPS OF"
140 PRINT "Q FIVE, A COPY OF THE SENT TEXT WILL"
150 PRINT "Q APPEAR. IF YOU WISH TO STOP BEFORE"
160 PRINT "Q I'M FINISHED, TYPE 'S'."
170 PRINT "Q WHAT SPEED WOULD YOU LIKE ME TO SEND?"
190 CLR
200 INPUT "Q(5 TO 20 WPM)";P
210 IF P<5 OR P>20 THEN 200
220 IF P>12 THEN K=1: GOTO 240
230 K=ABS(P*150-1900): P=13
240 P=ABS(P*3-80)
250 POKE 59409,52: REM TURN OFF VIDEO
260 PRINT " "
270 PRINT "LETTERS. HERE IS THE LIST TO CHECK"
280 PRINT "YOUR ACCURACY:Q"
290 POKE 59464,0: POKE 59467,16:REM SOUND
300 POKE 59466,51
310 A=INT(RND(1)*47)+44
320 IF (A=64) OR (A>57 AND A<63) THEN 310
330 PRINT CHR$(A);
340 FOR I=44 TO A
350 READ AS
360 NEXT
370 FOR J=1 TO P: NEXT
380 FOR I=1 TO LEN(AS)
390 DS=MID$(AS,I,1)
400 IF DS="L" THEN L=3*P: REM DAH LENGTH
410 IF DS="S" THEN L=P: REM DIT LENGTH
420 POKE 59464,211: REM TONE
430 FOR J=1 TO L: NEXT J
440 POKE 59464,0
```

spacing between characters. The timing for this is accomplished in lines 220 through 240. Line 270 is incomplete, but before the screen is turned on, line 610 will finish the sentence and tell you how many groups you have copied. Line 290 includes an extra POKE statement; however, without it, you would hear a false tone the first time you ran the program.

This program uses the inherent ASCII code in the Pet to reference a number to the corresponding ASCII character for display. Line 320 removes the holes in the ASCII code. Line 300 follows guidelines for sound pitch as in *Kilobaud Microcomputing*, Feb-

ruary, 1979, page 9. If the tone is not right for you, change the 211 in line 420 to any number between 1 and 255.

Line 600 turns the sound off. If you have inadvertently pressed STOP, just type RUN 600. You won't see it on the screen until you have pressed RETURN. The program as shown will run until 100 groups have been sent. If you want to copy for only five minutes, add line 205 and change line 560 as in Version II.

Learning code isn't always that much fun, so anything to ease us through this period helps! Good luck on the upgrade. ■

```

450 NEXT I
460 REM END OF LETTER. CHECK 5 GROUP
470 RESTORE
480 GET ES: IF ES="S" THEN 590
490 C=C+1
500 IF C=5 THEN C=0: GOTO 530
510 FOR J=1 TO K: NEXT: REM WORD SPACE
520 GOTO 310
530 FOR I=1 TO P*6+2*K: NEXT
540 G=G+1: H=H+1
550 IF G=6 THEN G=0: GOTO 580
560 IF H=100 THEN 590
570 PRINT " ";
580 GOTO 310
590 REM END
600 POKE 59464,0: POKE 59466,0: POKE 59467,0
610 PRINT "YOU HAVE COPPIED";H;"GROUPS OF FIVE"
620 POKE 59409,60
630 PRINT "50000000000000000000"
640 END
1000 DATA LLSLL,LSL,SLSL,LSL
1010 DATA LLLL,SLLL,SSLL,SSSL,SSSS,LSLSS,LLSS,LLLS
1020 DATA B,B,B,B,B,SSLLSS,B
1030 DATA SL,LSL,LSL,LSL,S,SSL,LLS,SSS,SS,SLLL,LSL,SLSS,LL,LS,LLL,SLLS,LLS
1040 DATA SLS,SSS,L,SSL,SSSL,SLL,LSL,LSLL,LLSS

```

```

VERSION II ADDITION
205 T=TI+10000
560 IF TI>T THEN 590

```


```

CURSOR NOTATION
[ ] CLEAR SCREEN
[ ] HOME CURSOR
[ ] CURSOR DOWN

```

# NICAD BATTERY CHARGERS


## RAPID MOBILE CHARGER



Charge your handheld radio off 12 volt source in 4-6 hours. Will not overcharge your batteries due to automatic shut-off circuitry. Equipped with cigarette lighter plug on the input side and the appropriate charging plug on the output side. Cord lengths allow for convenient use while charging! Models available for the Kenwood TR2400, Yaesu 207R, Tempo S1, S2, S4, S5, Santec HT1200, Wilson MKII and MKIV. Other models available also. Please call or write for more info.

**\$34.95**

## RAPID II CHARGER



Our NEW AC version of the Rapid Mobile Charger. Charge your handheld radio in 2-3 hours. Will not overcharge batteries due to the same automatic shut-off circuitry found in our Rapid Mobile Charger. The input is equipped with a UL approved transformer and the output with the appropriate charging plug. No adjustments necessary! LED indicator shows current is flowing and all the proper connections have been made. Models available for Kenwood TR2400, Yaesu 207R, Tempo S1, S2, S4, S5, Santec HT1200, Wilson MKII and MKIV.

**\$49.95**

**TERMS:** US & Canada add 5% shipping, handling and insurance. All others add 10% (20% Air Mail). COD add \$2.00 COD fee. Ohio residents add 4 1/2% sales tax. Visa/Mastercard welcome.

Satisfaction Guaranteed

10 day unconditional guarantee! If you are not satisfied with this product, return it within 10 days in original condition and we will refund your money (less shipping & handling).

Dealers please inquire



**DEBCO ELECTRONICS**  
P. O. BOX 9169 DEPT. C  
CINCINNATI, OHIO 45209  
Phone: (513) 531-4499

330

# No More Two-Tone Sidetone

## — modify your AEA keyer

The AEA CK-1 and MM-1 are spectacularly versatile keyers, and after many months of using both of them I have only one complaint, a complaint that many others have voiced. The problem involves the sidetone.

Let's face it—there aren't many keyers with a nice smooth sine-wave oscillator for the sidetone. On the other hand, most transceivers offer excellent sidetone characteristics. Moreover, when using the transceiver's sidetone, you can avoid the embarrassment of having the keying cable go bad while you are sending, or (heaven forbid!) forgetting to flip the "transmit" switch. In both cases the sidetone on your keyer would percolate along hap-

pily, giving no indication of the fault.

So what's the problem? If you want to use the sidetone in your rig rather than the one on the keyer, you can simply turn down the volume control on the keyer, right? Wrong! If you turn down the volume control on the keyer, you won't hear the audible confirmation of each entry you make on the AEA's keypad. This can lead to errors in message loading and speed selection if you don't depress the keys firmly, or there is keybounce.

The solution is ridiculously simple. Unlimber your soldering iron, and in less than five minutes you'll have your AEA keyer giving you audible confirmation

of entry, but no sidetone. We'll start with the CK-1, since that keyer is nearest and dearest to my heart.

Remove the two screws on the sides of the keyer and carefully separate the two halves of the keyer. On the circuit board, locate diode D1, which can be found next to U3, just south of the 7805 regulator. Check the pictorial in the manual if you are not sure that you have the right one. Now here comes the hard part. Brandish your soldering iron threateningly before the keyer, and then unsolder one end of the diode. That's it! Tape the diode so it doesn't short out anything, and close up the keyer.

The MM-1 is equally sim-

ple to modify. The diode of interest in the MM-1 is the D1, located near the crystal. There are two diodes and a resistor in a row; the diode you're after is the second one from the resistor. Unsolder one end of the diode, and you'll have verification of key closure, but sidetone only from the rig.

If you wish to use the keyer's sidetone from time to time, you can simply install a miniature SPST toggle switch to switch the diode in when you want to hear sidetone from the keyer. In the MM-1, the switch can fit in one of the holes drilled for the Aux jacks. Space in the CK-1 is a little tighter, so you'll have to drill your own hole, but there is still plenty of room. ■

### FAST SCAN ATV

#### WHY GET ON FAST SCAN ATV?

- You can send broadcast quality video of home movies, video tapes, computer games, etc, at a cost that is less than sloscan.
- Really Improves public service communications for parades, RACES, CAP searches, weather watch, etc.
- DX is about the same as 2 meter simplex — 15 to 100 miles.



#### ALL IN ONE BOX

**TC-1 Transmitter/ Converter**  
Plug in camera, ant, mic and you are on the air . . . . . \$ 399 ppd

For more info call: (213) 447-4565



Maryann  
WB6YSS


### P.C. ELECTRONICS

2522 PAXSON  
ARCADIA, CA 91006

Tom  
W6ORG



#### PUT YOUR OWN SYSTEM TOGETHER



- TVC-2 CONVERTER . . . . . \$ 55 ppd
- TXA5 EXCITER . . . . . \$ 89 ppd
- PA5 10 WATT LINEAR . . . \$ 89 ppd
- FMA5 Audio Subcarrier . . \$ 29 ppd
- ALL FOUR PACKAGE . . . \$ 249 ppd

#### SEND FOR OUR CATALOG, WE HAVE IT ALL

Modules for the builder, complete units for the operator, antennas, color cameras, repeaters, preamps, linears, video ider and clock, and more. 19 years in ATV. see 1981 ARRL HANDBOOK

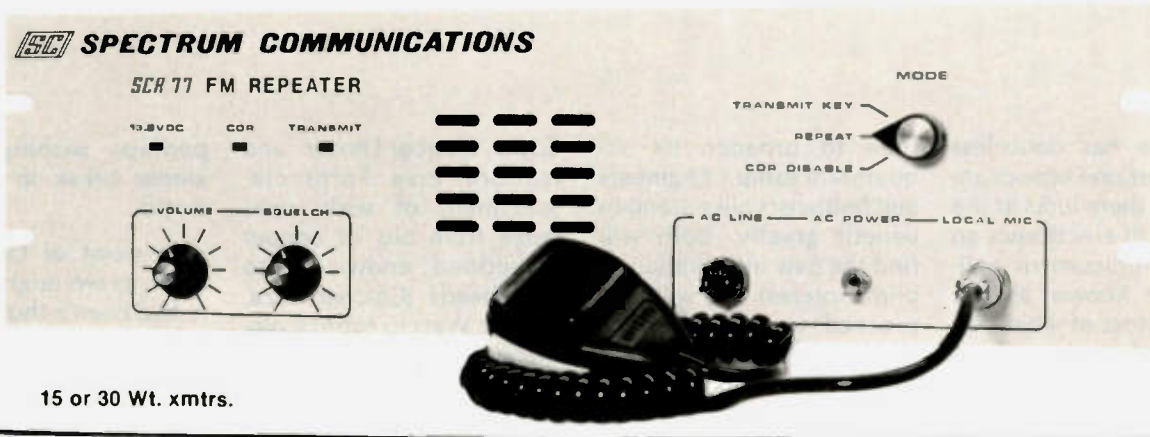


**new**

# In Repeaters

*Some people want the finest,  
Others want the lowest price....  
Now you can have Both!*

**Introducing the New Low Cost Spectrum  
SCR-77 Repeaters—2M, 220 & 440 MHz!**



15 or 30 Wt. xmtrs.

**Includes:** ● Crystals—high stability .0005%

- Local Mic
- Your Call programmed into IDer
- Provision for Auto-Switchover to Btry. Pwr.
- Built-in AC Supply; basic Panel Controls, Spkr., LED Indicators

If you're looking for a new Repeater, but you really don't need (or can't afford) all the features and options on our world famous, 'super deluxe' SCR1000/4000, then our new economy line of SCR77 Repeaters is ideal for you!

These new Repeaters maintain the quality of design, components and construction which made Spectrum gear famous. However, all of the "bells & whistles" which you may not need or want have been eliminated—at a large cost savings to you! The SCR77 is a real "workhorse" basic machine designed for those who want excellent, super-reliable performance year after year—but no frills! ('PL' and a 30Wt. Transmitter are the only "built-in" options available; but Autopatch, Remote Control, and other equipment can be connected via the rear panel jack.)

*A complete line  
of duplexers, antennas, cabinets,  
cable, etc., is also available.*

Of course, if you do want a full featured/super deluxe repeater, with higher power and a full list of available 'built-in' options, then you want our SCR1000 or 4000 "Dream Machine". These units will continue to be available for those who want 'The Ultimate in Repeaters'.

**SCR77 Pricing (15Wt.):** 2M or 220MHz, \$995.00 Amateur Net. 440MHz, \$1150.00. For no 'plug-in' ID board (Export), deduct \$40.00. Call or write today for a data sheet, or to place your order! Sold Factory Direct or through Export Sales Reps only.

10M FM Repeaters, Remote Bases & RX/TX Boards NOW IN PRODUCTION! Call or Write for Full Info.

*¡Se habla Español!*



**SPECTRUM COMMUNICATIONS**

1055 W. Germantown Pk, S12 • Norristown, PA 19401 • (215) 631-1710

# Monodes

## — harbinger of a new age

Everyone has doubtless heard, at one time or another, that there lurks at the far fringes of electronics an engineer's unicorn or will-o'-the-wisp known as the monode. Most of what you have heard is humorous and misleading in nature; this is simply a cover for a lack of hard facts.

But with recent developments promising to catapult it squarely into the limelight of the next wave of innovation, it has come

time to broaden its acquaintanceship. Engineers and hobbyists alike stand to benefit greatly. Both will find the new information of prime interest. We will now proceed to unburden the monode of its undeserved myth of uselessness.

Monodes have left their mark through much of early history. This fact is now clearly seen from the new perspectives given to us by contemporary historians of technology, notably Y.

Coyle Dunbar-Dexter and Isadora Pisa Ferniccia. Specimens of early ones range from bits of copper embedded endwise into clay beads (Chichen Itza, Angkor Wat) to bronze pin-shaped leads in wooden beads or buttons (Gizeh, Jericho). Fig. 1 shows representative pieces from these sites, circa 2240 BC to 1680 BC.

This graphic argument needs no further justification. The ancients' failure to extract a usable performance from them, however, led to their continual burial and rediscovery in widely scattered places and times.

There are historians who scoff at the ancient monodes theory, nonetheless. Most often, these are not technically oriented people, and so they put forth the rather tepid counter that the so-called monodes are often found in proximity to such commonplace articles as combs and brushes (who among the present readership has not built a Wimhurst or Van de Graff machine?); some are even found right in a mummified corpse's hair!

We can scarcely blame the ancients for burying these defiant devices with their frustrated and no doubt defamed inventors,

perhaps wishing both a kinder break in the after-world.

In point of fact, Puck's Staff, as we might well call it, had been a thorn in many a Skyptickal Experimenter's side all through the Renaissance, as well. The first relatively modern mention of them is found in a rough draft of a never-finished monograph, as it identified itself, by Evangelista Torricelli, in 1642. Fig. 2 shows this work. He had a vague notion that the strange forces found in amber, animal fur, and the like had an affinity for metals and proceeded to tackle electrode theory one electrode at a time.

Since an electrode's principal characteristic seemed to be its length, he assembled one by putting mercury in a glass tube and inverting it into a shallow dish of more mercury. This was to provide an easy means of varying its length, but he became so engrossed in the tricks the atmosphere played on it that he dropped further dead-end research in favor of the easier quarry. He invented the barometer the following year as a result.

Benjamin Franklin also delved into the matter for a

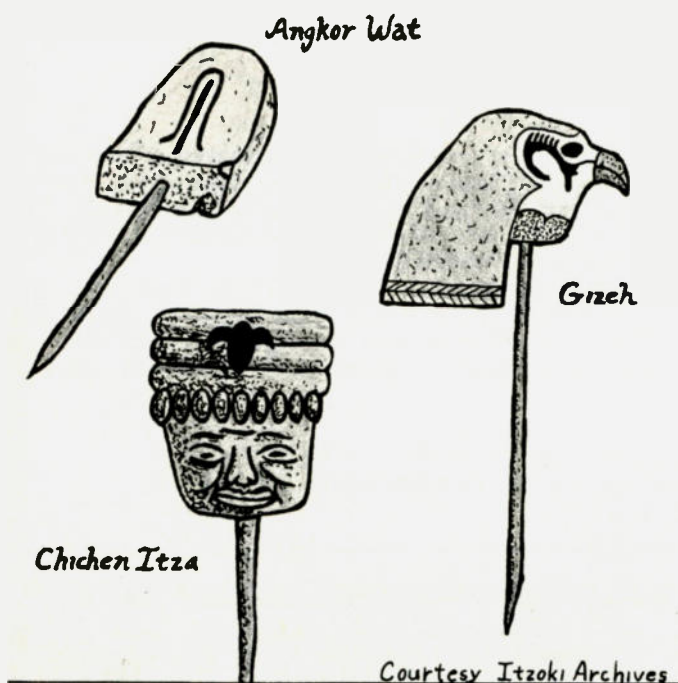


Fig. 1. Representative ancient monodes.

# MIDCOM



TEN-TEC ARGOSY



KENWOOD TS-130S



TEN-TEC OMNI



KENWOOD TS-830S



TEN-TEC HERCULES



TEN-TEC ARGONAUT 515



IC-290A



IC-25A



IC-2AT



IC-22U



IC-720A

**CALL NUMBER ONE!**

**CARLOAD INVENTORIES • ROCK BOTTOM PRICES**

**SUPER-FAST SERVICE**

LINES: AEA	ALPHA	CUSHCRAFT	DENTRON	KANTRONICS	MINI-PRODUCTS	NYE	TEN TEC
AVANTI	BEARCAT	COLLINS	HY GAIN	KLM	MOR GAIN	PALOMAR ENG	UNIVERSAL
ASTRON	BIRO	COE	HUSTLER	KENWOOD	MIRAGE	REGENCY	UNARCO-ROHN
ALLIANCE	BENCHER	ORAKE	ICOM	MICROLOG	MFJ	SWAN	VIBROPLEX

**CALL TOLL FREE 1-800-325-3609** IN MISSOURI 314-961-9990  
**MID-COM ELECTRONICS • 8516 MANCHESTER ROAD • BRENTWOOD, MO 63144**

time. This has been determined by piecing together scattered interviews biographers held with younger contemporaries after his death. Franklin mounted ball-capped rods atop Leyden jars (the now-familiar ball and stem most static electricity devices sport), but found that, when capped with wooden or gutta-percha insulators as monode theory calls for, they became quite refractory to further experimentation. He, too, gave up in despair. Fig. 3 shows this relic of the lackluster side of science.

Many nineteenth century luminaries also wrestled with the "wicked one-legged beastie," as Samuel Morse referred to it. But, with so many highly successful endeavors proceeding forth, this was scarcely a time for championing the lame ducks of technology.

Michael Faraday attempted to derive the form of the Tubes of Force he would find around a monode. His subsequent nervous breakdown forever sealed off any chance of knowing just how close he may have come to the truth of the matter. He became so distracted that he could only talk about irrelevant trivia for years, never touching on the subject for a moment. Research is also in progress on the so-called heavy metal poisoning that afflicted Isaac Newton.

Heinrich Hertz came much closer than anyone to seeing the monode in its own right. He attempted to ascribe to most common arrangements of matter a "monopolar character" to account for the apparent lack of omnipresent electromagnetic activity as observable in his day. He was right, in that monodes do not make antennas, and vice versa. We will go into this in more detail.

As twentieth century

physics unfolded, portraying a world in defiance of common sensibility, the monode began to fall into line as a viable entity in its own right. Engineers and scientists here at Bull Laboratories have detailed its operating principles, and applications research is in progress at a rapid pace, aided by the sophisticated support technologies available today.

The basic stumbling block all along has been in the current mode assumed. Both monodes and superconductors, therefore, exhibit essentially surprising behavior in the macroscopic realm.

Rather than burden the reader with quilllets of theory, we will here take the more pragmatic and intuitive approach and describe the appearance and measurement of basic monode circuit parameters:

**Voltage**—Voltage is a measure of electromotive potential difference between two points. The voltage of a monode with respect to any other point in a circuit can be measured readily enough, but the one-lead device cannot have a voltage drop as such. Monodes do not drop voltage, so much as they never pick it up.

**Current**—Current does not flow in monodes in the conventional sense. Kirchoff's Law still applies, however. The monode's voltage with respect to any other point in the circuit remains constant as long as currents flowing into the monode are equal in magnitude to the currents flowing out. The fact that both flow over the same lead simply means that conventional current meters register nothing.

**Resistance**—Since this is defined as voltage drop per unit current, we have a double dilemma, as witnessed



E.F. Bull-Private Collection

Fig. 2. Torricelli's investigation.

above. Is the monode's behavior independent of the resistivity of its conductor? Does it display a temperature coefficient of some sort? And what about heterojunction effects? One might well ask.

Ac measurements are also difficult. Since there is no externally definable current, how can it alternate? Ac monodics seemed a doomed cause until the invention of the alternating source in 1936 by Bull Laboratories founder General E. Fuller Bull. See Fig. 4 for operating details. Shown in the inset is a modern equivalent—an array of series connected photovoltaic cells is illuminated by an LED and mounted on a quartz crystal which is made to oscillate by a conventional oscillator circuit.

You might now see why Hertz' original notion about

ac and monodes is true. If we try to make a monode antenna, say, by topping an automobile radio antenna with a decorative foam ball, we are in reality going to be receiving signals from the lower segments of the antenna, which act as unshielded conductors from the radio's coax connector to the top segment. It is this top segment which, together with the foam ball, forms the monode. Hoping to force the top segment to become a monode/antenna by removing the lower segments is of no use. Now, the lower half of this segment is needed to connect the upper half (the new monode) to the coax connector. It is this new unshielded conductor, of course, which picks up signals. Chopping away until only the foam ball remains, we at last see how poorly monodes func-

CROWN MICROPRODUCTS WISHES TO TAKE THIS OPPORTUNITY TO SAY THANK YOU FOR YOUR SUPPORT. WE ENTERED THE RTTY MARKET A LITTLE OVER A YEAR AND A HALF AGO WHEN WE INTRODUCED THE ROM-116 RTTY OPERATING SYSTEM AT THE DAYTON HAMVENTION IN APRIL OF 1980. THE ACCEPTANCE OF THE ROM-116 IN THE RTTY FIELD WAS INSTANTANEOUS DESPITE SOME WELL ESTABLISHED AND TOUGH COMPETITION.



AS WE REFLECT OVER THE PAST EIGHTEEN MONTHS, WE REALIZE THAT WE MADE A FEW MISTAKES. YET YOUR PATIENCE AND ENCOURAGEMENT HELPED US OVER THOSE MISTAKES. FOR YOUR PATIENCE AND ENCOURAGEMENT WE ARE VERY GRATEFUL.



CROWN MICROPRODUCTS WISHES YOU AND YOURS THE VERY BEST DURING THIS CHRISTMAS SEASON. OUR DESIRE IS THAT THE TRUE MEANING OF CHRISTMAS WILL BRING YOU PEACE AND HAPPINESS NOT ONLY DURING THIS SPECIAL HOLIDAY SEASON. BUT EVERY DAY THROUGHOUT THE YEAR.



WISHING YOU A VERY MERRY CHRISTMAS AND

A HAPPY NEW YEAR!

CRAIG LARSEN, WA7HTN

GARY MARTIN, W7XT



  
**CROWN**  
**MicroProducts**

P O Box 892  
Marysville, Washington 98270  
(206) 659-4279



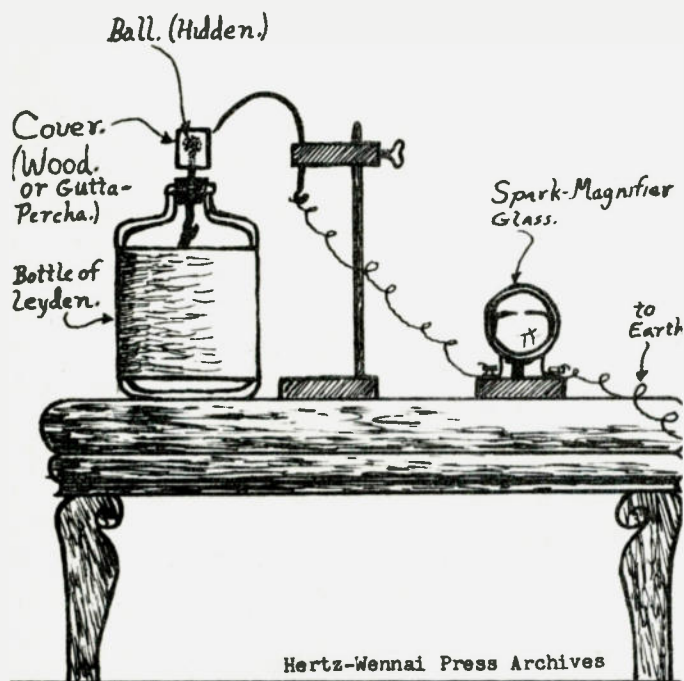


Fig. 3. Franklin's monodick apparatus.

tion as antennas.

The monode will see its first gamut of applications in the digital field, owing to its highly unary truth table and singularly consistent characteristics. Indeed, Buckminster Fuller has dubbed the monode "the unit of electrical behavior."

As an example of its almost trick logic, note Fig. 5, the data bandwidth doubler. This feedthrough device is crimped onto stranded hookup wire to increase its pulse bandwidth and functions as follows:

Logic ones are conventionally communicated as current pulses. (Complementary codes exist, too; we will stick to this one for simplicity.) These pulses obviously must flow over the low-resistance path offered by the wire. Logic zeroes, on the other hand, are represented by an absence of current and thus obviously prefer the high-resistance path formed by the two 100-megohm resistors in series, which prevent their being swamped by ones. Since negligible current flows over this path, the two monodes terminate the path at

source and destination for a healthy cost and weight savings over twisted pairs or coax.

Monodes now largely use standard integrated circuit technologies owing to their availability. However, new and more appropriate variants are appearing, notably SEAMOSS (Superinsulating Epoxy And Metal Or Substantial Substitute), based on the valence-filled NC (no connection) junction.

Since monodes do not use conventional current, it must be bypassed. This was done at first in the power supply, using a hefty shunt resistor and an air gap or glass rod in series with the output.

The development of the powerless monode did away with this, however. This three-terminal device, in addition to dissipating heat from the bypassed current, also dissipates "peat," or powerless heat, the zero-energy equivalent of heat dissipated by conventional current. Thus, in addition to being mounted on an aluminum heat sink with silicone grease, the device must also be attached to a


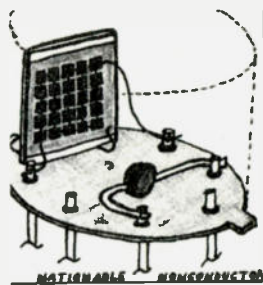


Fig. 4. Early and modern alternating sources.

transite pad with asbestos grease, for peat's sake.

An even more recent development, allowing monode ICs to be used in conventional circuits, is the incorporation of bypass resistors into the IC case. These damp supply line ripple as an added benefit, since often they have values on the order of .03 Ohms or less.

The first digital monodics research was done in 1967. A team of Bull Laboratories scientists theoretically predicted the properties of a monode gate which they proposed to call a "dis-latch." Upon fabrication and testing of the first unit, however, it was deemed a flop.

There are two kinds of flop, J and K, which are identical, which is simply to add variety to texts on monode theory and practice. Much of this would be stodgy pottage, indeed, without such details; the phenomenon is known as "monotony."

The flop possesses a unique ability to keep circuit complexity to a minimum. This is due to the fact

that the output is independent of the input, folding its truth table down to a mere speck of ink on the printed page and making it highly noise-immune as well. The distinction between ripple-through and synchronous logic becomes superfluous.

Some digital functions served exclusively by the monode and its MSI derivatives include the Gunn Effect No-Shot Schmitt Trigger; its output is a blank when it is not loaded.

The flop is also the ideal matrix element for the WOM or Write-Only Memory. Far from being the white elephant many wags have painted it to be, it finds many useful applications. It is usually functionally organized as a set of interpenetrating spirals to form a circular file or data sink.

One use, which may have far-reaching consequences, is in the capacity of a data terminator. Not knowing the inherent capacity of the Bit Bucket, which we must assume on thermodynamic grounds to be finite, it is wise to provide for the dis-

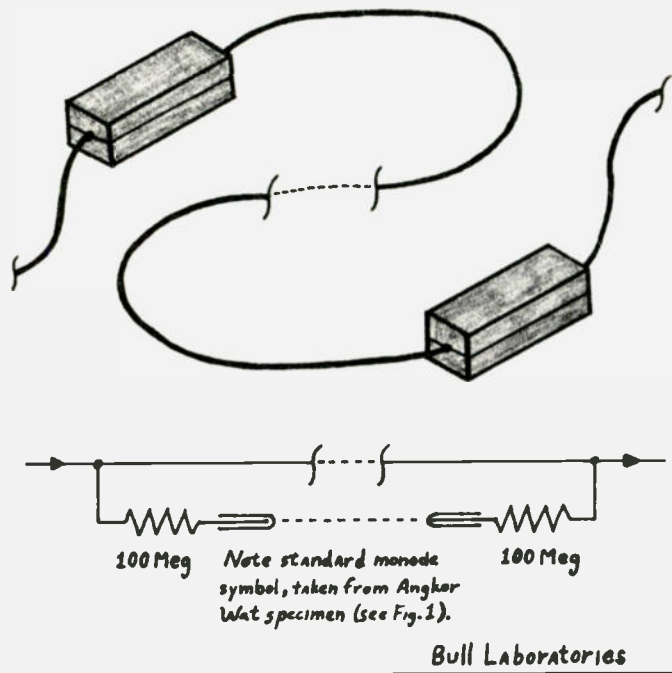


Fig. 5. Data bandwidth doublers.

posal of spent data, rather than simply spraying it into the environment as noise. Future generations of computers will very likely be planet-sized, if not larger, and we are presented with the horrifying spectre of civilizations fighting over caches of transition-free space. Of course, this does not even take into consideration the cost of transporting it to work sites once it is staked out.

In the early days of computer technology, a programmer was as often as not a jumper jockey, wiring by hand the controller boards used to program line printers and the like. The distinction between program and data was painfully clear. This separation is referred to as Harvard Architecture. Those who toiled at these tasks may at least console themselves that the knowledge so gained has been of great benefit in present-day technology. Many MSI integrated circuits are in reality not logic circuits at all; like the controller boards, they are Read-Only Memories. The chip engineer's job in many

cases is reduced from tedious design-from-scratch to literally writing functions onto standardized ROM formats.

With flop-based ICs, this is destined to become an even greater boon. Since flop outputs do not follow their inputs, many functions to be written into WOMs can be deleted without any functional impairment. This has been dubbed Dropout Architecture.

It is not difficult to prove that, using Dropout Architecture and conventional ROM table-folding techniques, WOMs can be progressively simplified to the point that they will vanish, making them extremely compact and versatile. Of course, *There Ain't No Such Thing As A Free Lunch*, as they say in the vernacular. In most cases, the IC's supply bypass resistors will not share in these logic-derived benefits. Hefty power supplies will thus remain the rule, given the degree of supply bypassing previously mentioned. Also, good design practice will still call for at least a label to indi-

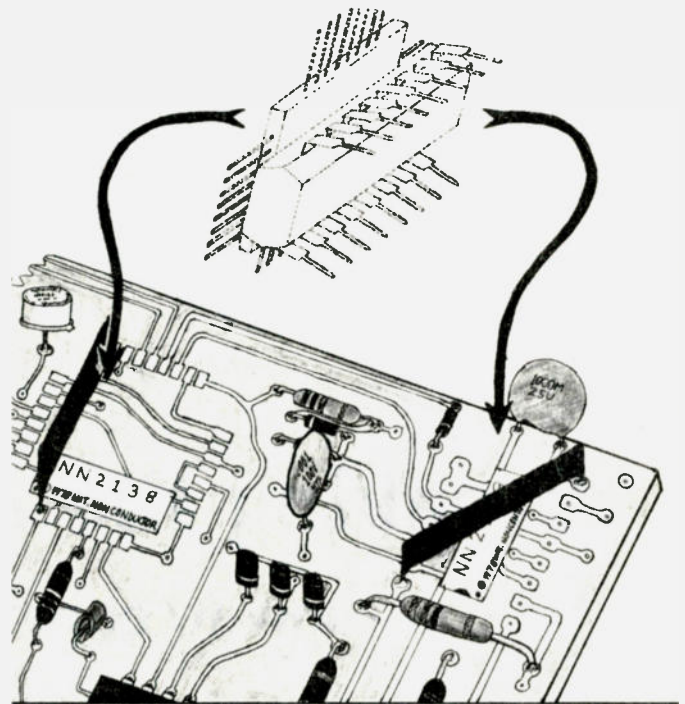


Fig. 6. Vanished "flop-flip" case WOM. Case design would be unwieldy if chip existed.

cate the choice of WOM and NN3161 are, respectively, a suppressed-leading-zero-to-analog converter and its trailing-zero sister. The NN31246 is an Indefinitely Long Delay Line or "Collander Brigade." It is actually a 1xN analog shift WOM, of course. It is used to shunt signal quiescent periods away from sensing circuit inputs.

Monodes entered the linear realm in 1972 with the invention of the Zero-Current Source. It is realized in chip form as two powerless monodes in a totem-pole arrangement, providing a 100% offset with respect to both supply and ground simultaneously.

This makes possible the infinite-output-impedance NOP-amp, which is ideally suited for unity gain applications since the output impedance matches the input impedance. As long as no disturbing input signal is present, distortion is extremely low.

Other unique devices are exemplified in designs now on the drawing board at Nationable Nonconductor, a Bull Laboratories subsidiary. For example, the NN3160

and NN3161 are, respectively, a suppressed-leading-zero-to-analog converter and its trailing-zero sister. The NN31246 is an Indefinitely Long Delay Line or "Collander Brigade." It is actually a 1xN analog shift WOM, of course. It is used to shunt signal quiescent periods away from sensing circuit inputs.

A German research group has recently achieved a combination theory/practice coup with the development of the G999. This Gottdeschaft device is a triple negator and is used to cast out nines in decimal arithmetic units.

We can expect the monode to flood the marketplace soon, one-upping many current two-lead devices. With the prospect in sight of a complete engineering revolution, as Dropout Architecture's characteristic philosophy of material economy is applied to many other disciplines, physical technology itself will become a thing to be avoided. We will be ushered into a new Eden and rejoice in Eternal Oneness. ■

# Breaking the Decibel Logjam

## —how to cope with nothingness

**T**he purpose of this article is to clarify what a decibel is and to explain why it acts the way it does. The average amateur seems to encounter difficulty when studying the subject. It is sometimes difficult to grasp the decibel because of its "nothingness." It has no weight, it cannot be seen, and its taste and smell are nonexistent.

Before going any further, it might be well to state that the decibel is a *ratio*, nothing more and nothing less. It merely represents the relationship between two quantities of energy. Unlike the meter, the pound, or the quart, it has no counterpart in wood or metal in the Bureau of Standards. It is an arbitrary standard originally set up by telephone engineers for their convenience in making measurements and calculations.

The decibel is similar to the old "transmission unit" used for measuring the efficiency of telephone cir-

cuits. The original unit was equal to the loss in a mile of standard telephone cable. This mile of cable was used to compare the losses or gains in a circuit.

The mile of standard cable was too bulky to keep around so it was replaced by its electrical equivalent: an artificial line with a resistance of 88 Ohms and a capacitance of 0.054  $\mu$ F. For measuring purposes, the combination of these units was equal to a mile of standard cable. If the input to a circuit was increased, the amount of increase could be measured by the number of mile-units which had to be inserted to bring the output back to the original level.

The greatest defect of the mile of cable is that the cable, having a certain amount of inductance and capacitance, does not have a flat frequency response, and transmission efficiency depends upon frequency as well as power. In working

with new types of circuits, there was a great need for a new unit of transmission which was *independent of frequency*. One was needed which was based on power alone, since the gain or loss in power is the true index of efficiency.

Another measurement scale was devised and the basic unit of transmission, by agreement among the engineers, was the *bel*. It was given this name in honor of Alexander Graham Bell, the inventor of the telephone. In common practice, one tenth of this fundamental unit is used; it is called the decibel and goes by the abbreviation dB.

The decibel is a natural unit based on the way our ears respond to various sound levels. We rate the efficiency and power output of apparatus in Watts, but our ears do not respond to sound energy the same way a meter does. Instead of responding in direct proportion to the wattage, our

ears respond *logarithmically* with respect to the power.

For those who may have become a bit doubtful about their algebra, a little review may be in order before continuing with the discussion.

### Use of Logarithms

The common system of logarithms uses ten as a base. The logarithm of a number is the power to which ten, the base, must be raised to equal the number. For example, ten squared, or ten raised to the second power ( $10^2$ ), equals 100. Thus, the logarithm of 100 is 2. If we raise ten to the third power, we have 1000 ( $10^3 = 1000$ ); so the logarithm of 1000 is 3.

The number which we have just found is called the characteristic of the logarithm and always has a value of one less than the number of digits in the given number. 1000 has four digits and so the characteristic of its logarithm is 3. Unless



the given number is a direct power of 10, its logarithm consists of the characteristic followed by a decimal number known as a *mantissa*, which must be found by use of a table of logarithms. If we want to find the logarithm of 775, we know that the characteristic is one less than the number of digits so that makes it 2. By referring to a log table we find the mantissa to be .8893 so the log of 775 is 2.8893. This means that if 10 were raised to the 2.8893 power, the result would be 775. Numbers may be multiplied by adding their logarithms or they may be divided by subtracting their logarithms.

Returning to the discussion of the decibel, suppose we had an amplifier with an even 1000 milliwatts output. If the output were reduced the least amount detectable by a sensitive ear, we would find that it had been reduced to about 794 milliwatts, or to 0.794 of the original power. If once again the power were reduced the slightest amount detectable by the ear (a good ear) and the output measured again, we would find that the power had been reduced to 0.794 of the 794 milliwatts, or to 0.630 of the original power. If we go so far as to reduce power another step, we find that the power has been reduced to 500 milliwatts, or to one-half of the original amount. It took three steps (reductions of power) to reduce the original power to one-half its value.

The decibel, which is the new unit of transmission or power ratio, is supposed to be the smallest change in power that is audible to the trained ear. The formula for finding the decibel of a ratio between two power levels is:  $\text{dB} = 10 \log_{10} (\text{power}_1/\text{power}_2)$ .

Power 1 and power 2 represent power before and af-

ter it has been reduced or increased. When substituting, if the larger of the two is always placed on top, it will simplify solution. If we substitute 1000 milliwatts for  $p_1$  and 794 milliwatts for  $p_2$ , we will have the following:

$$\begin{aligned} \text{dB} &= 10 \log_{10} 1000/794 \\ &= 10 \log_{10} 1.259. \end{aligned}$$

The log of 1.259 is 0.100, so  $\text{dB} = 10 \times 0.1$ , or,  $\text{dB} = 1$ .

In substituting for the second and third reductions, we find that we have reductions of 2 and 3 dB, respectively. This then gives us an approximate scale that is easy to remember: One dB reduces the power to 4/5ths of the original, two dB reduces it to 2/3rds of the original, and a reduction of three dB brings the power down to one-half of the original.

#### Practical Examples

If these power ratios are memorized, almost any dB loss or gain can be figured quickly. For example, what power ratio would be represented by a loss of 9 dB? A 9-dB loss would be the same as three 3-dB losses. Remembering that a 3-dB loss equals a power ratio of 1/2 and also remembering that when the logarithms of a number are added the numbers are multiplied, we find the following:

$$\begin{aligned} 3 \text{ dB} + 3 \text{ dB} + 3 \text{ dB} \\ = 1/2 \times 1/2 \times 1/2 = 9 \text{ dB} \\ = \text{power ratio of } 1/8. \end{aligned}$$

To find the power ratio of a 7-dB loss we have the same as a 3-dB, 3-dB, and 1-dB loss, so:

$$\begin{aligned} 3 \text{ dB} + 3 \text{ dB} + 1 \text{ dB} \\ = 1/2 \times 1/2 \times 4/5 = 7 \text{ dB} \\ = \text{power ratio of } 1/5. \end{aligned}$$

When solving for gain, the problem is figured for an equivalent loss and the resulting power ratio is inverted. For example, to find the power ratio of a gain of ten dB, we have to find a change of 3 dB, 3 dB, 3 dB,

and 1 dB, so it follows that  $3 \text{ dB} + 3 \text{ dB} + 3 \text{ dB} + 1 \text{ dB} = 1/2 \times 1/2 \times 1/2 \times 4/5 = 10 \text{ dB} = 1/10$ .

Inverting: 10 dB gain = power ratio of 10.

This is another common ratio that should be committed to memory, and it is easy to remember: 10 dB equals a power ratio of 10.

#### Voltage or Current Ratios

The formula so far has been for finding the decibel direct from the power measurements. When voltage or current readings are to be used in place of power, the formula must be changed to read:

$$\text{dB} = 20 \log_{10} (V_1/V_2).$$

The power in a circuit is proportional to the square of the voltage or current. As stated before, adding of the logarithm of a number to that of another multiplies the numbers, so two times the logarithm of the voltage

or current ratio squares it and gives us the power ratio. Current values may be substituted for  $V_1$  and  $V_2$ . When using voltage or current values in the formula it is considered that the *input and output impedances are the same*.

By substituting in the formula for power, we can work out the following table.

Decibels Gain	Power Ratio
0	1
1	1.25
10	10
20	100
30	1000
40	10000


By this we find that each time the level in decibels is increased by ten, the power is multiplied by ten. To increase the audio output of a piece of equipment by 40 audible steps, or by 40 dB, the power output must be increased 10,000 times. ■

### Two-meter H.T. Amplifier Kit

**\$56.95**  
PPD. USA

ask about our other UHF & VHF amplifier kits

1.5 watts in—20 out  
COR BNC in—SO-239 out  
small size: 1-3/16" x 3" x 4-1/2"  
Class C or AB1



✓ 459

1398 Edwards Ave.  
Lakewood, OH 44107  
(216) 221-9500

**QRO ENGINEERING**

## HAM HELP

I recently purchased an old Hallicrafters linear amplifier, Model HT 41. I need to get a copy of the schematics and, if possible, operating instructions. If anyone can furnish these, I will gladly pay costs. Thank you.

Glenn Churchill KA2IOI  
1 Meadow Rd.  
Hudson Falls NY 12839


I need a schematic for a Navy RBH-2 general-coverage system CNA46188 receiver manufactured by National under its own model number NC156-1. I am willing to pay a reasonable amount for the schematic and manual. Thank you.

Terron  
9301 SW 4th St., 219  
Miami FL 33174

# Less Drain Is Your Gain!

— power-saving mods for the Wilson II and IV

Photos by N3IC



Robin Becker KA3W  
2912 N. Calvert Street  
Baltimore MD 21218


Scope display of power saver in action. Top trace—receiver power. Bottom trace—squench voltage.

**W**ilson Mark II and Mark IV hand-helds are excellent performers. In many ways, they rival the premier Motorola HT-220s. One way in which the Wilson units come up short is on standby current. Wilson specifies the standby current at 15 mA; mine draws about 22 mA normally. A call to the factory confirmed that this is par. While respectable, 22 mA, or 15 mA for that matter, just doesn't compare to the HT-220's standby current of 3.5 mA. Recently, while making a modification suggested by Wilson to reduce distortion in the audio stages, I decided to do

something about this. The result was a reduction of the standby current to the outstanding level of 4 mA. Perhaps even more incredible, the modification requires only about \$2 worth of parts and just a slight wiring change to the circuit board! The details of the modification are described below, along with two other changes which conserve power on receive and transmit.

The basic idea behind the modification is to switch off the power to most of the receiver as much of the time as possible, switching it on periodically for a brief instant to check for a received signal. When the receiver is powered up, the presence of a quieted signal keeps it on and the absence of a signal turns it off again. Once turned off, the receiver is powered up again after a delay and the process repeats. If the turn-off occurs quickly compared to the time between successive turn-ons, substantial power savings result.

To implement this idea, logically it would seem that checking the squelch voltage of the receiver would be sufficient to determine if a signal is present. In fact, this is the scheme that most scanners use to check for busy channels. However, to prevent noise bursts from coming through, squelch circuits open only after the presence of a continuous quieted signal for some fixed time period. Wilson set this time period to be from 40 to 120 ms, depending on the squelch control setting. The squelch action of the Wilson HT is depicted in Fig. 1, which shows the voltage at the collector of Q14 for various signal conditions. If the squelch control is set as tight as possible, the receiver would have to be powered for 120 ms before the squelch voltage would indicate the



Top view of completed board

presence of a signal. Thus the minimum power-on time would be about 120 ms.

To realize significant power savings, the receiver must be off for much longer periods than it is on. If the receiver power-on period is set to 120 ms, the power-off period must be set to 1 second or longer. This is not acceptable, since it results, on average, in the loss of the first 500 ms of any transmission. If the power-on period could be shortened, however, the power-off period could also be shortened, and hence the amount of any transmission that is missed would be reduced. A power-on period of 10 ms followed by a power-off period of 200 ms, for example, would result in the loss of only 100 ms of signal on average, while still reducing power consumption considerably. A loss of 100 ms corresponds to about one-half of a syllable and is not significant. In fact, this is comparable to the amount of

signal lost in normal operation due to the response time of the squelch circuit (see Fig. 1 and note the time delay from signal onset to squelch opening).

Thus, to design a successful power-saving circuit, a method of reducing the required power-on time must be found. Although the squelch circuit of the receiver takes up to 120 ms to open, it closes in at most 15 ms (the squelch circuit closes in about 5 ms if the squelch control is set as tight as possible). Therefore, if instead of waiting for the squelch to open when the receiver is pow-

ered, we instead somehow start with the squelch open and only wait for it to close, the power-on periods could be reduced to 15 ms or less. This coupled with power-off periods of 200 ms would yield fairly fast response and dramatic power savings. Unfortunately, the Wilson's squelch circuit always closes after the receiver is powered. However, if the squelch circuit itself is always powered during receive and the rest of the receiver is powered up at intervals of more than 120 ms (the maximum time it takes for the squelch to open), then the squelch would

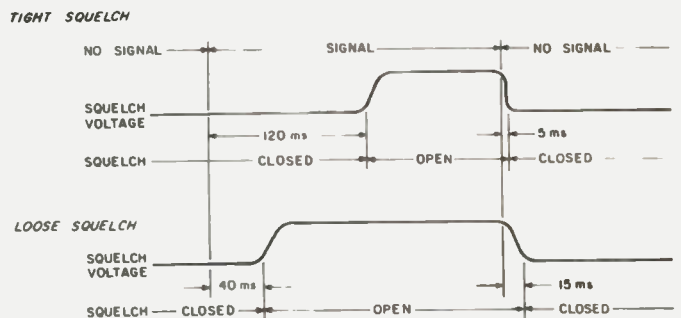



Fig. 1. Squelch action before modification.



Bottom view of completed board showing method of installation in HT.

always be open at the instant that the receiver is powered. The operation of such a system is shown in Fig. 2.

Although the system now seems complete, another problem has been introduced. Since the audio stages are turned on and draw power whenever the squelch is open, some additional method must be used to keep the audio stages turned off during the time when the squelch is open

and the receiver is not powered. This problem turns out to be easily overcome by allowing the receiver power control signal to act as an auxiliary squelch control signal. In this way, the squelch control signal is kept closed when the receiver is not powered. When the receiver is powered, normal squelch action controls the audio stages.

A block diagram of the circuit is shown in Fig. 3.

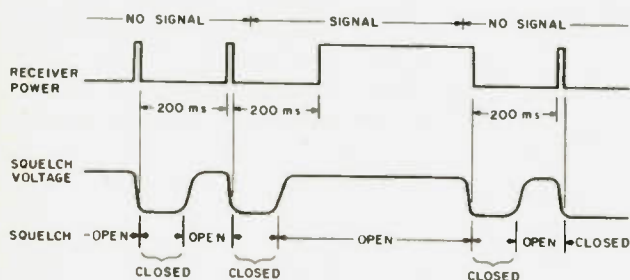


Fig. 2. Squelch action after modification.

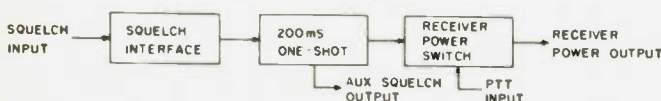


Fig. 3. System block diagram.

one-shot is made from two Schmitt-trigger NAND gates, U1A and U1B. These gates are very useful for fashioning one-shots and oscillators, and the spare gate can be used in some future project. When the output of U1B is low, it shuts off the audio stages through diode D2. U1C controls the receiver power via transistor Q2. The power pulsing action can be disabled by closing switch S1. This keeps Q1 off, preventing the one-shot from firing.

The entire circuit easily fits into the area reserved for a tone encoder. Construction is quick using a perfboard, and a suggested parts layout is shown in Fig. 5. I soldered the IC directly into the circuit, although the board might still fit if a molex™ or a low-profile socket is used. Both unused gate inputs on U1 (pins 1 and 2) must be tied high or grounded. I used 1/4-Watt resistors and tantalum capacitors because of their small size. All parts are readily available from many suppliers. One supplier is Digi-Key, PO Box 677, Thief River Falls MN 56701.

The squelch interface converts the squelch signal to logic levels and to some extent duplicates the squelch control stage of the HT. This is necessary because the solution to the problem mentioned above keeps the receiver squelch control stage clamped while the receiver is not powered. The squelch interface circuit triggers the one-shot when the squelch closes. The one-shot sets the length of the power-off period. It also is used to keep the audio stages off during power-off periods via the auxiliary squelch output. When the one-shot is inactive and the HT is in receive mode (PTT is high), the receiver power switch is closed and B+ is applied to the receiver. When the one-shot fires or when the HT goes into transmit mode (PTT is low), the power switch opens and the receiver is turned off.

The complete circuit is shown in Fig. 4. Transistor Q1 converts the squelch voltage to 0 - 12 volts. The

ground somewhere near Q14 (the exact location is not critical).

If the disable function is desired, a small slide switch can be mounted on the perf-board. The switch should be bonded to the board (epoxy works fine). By cutting a notch in the case within the battery compartment, the switch can be conveniently reached without disassembling the case.

Circuit operation can be checked by observing the one-shot output (pin 11 on U1) on an oscilloscope. With the HT turned on and the squelch control fully clockwise, a pulse train should be observed. The pulse should be high for about 5 ms and low for about 200 ms. Next, rotate the squelch control to its fully counterclockwise position. The one-shot output should stay high and the receiver squelch should open.

If all is well, install the perfboard in the HT. The board may be glued in place if desired, although I have not found this to be necessary. Insulate the perfboard from the circuit board using cardboard, foam, etc.

The completed unit draws around 3.5 mA during power-off periods and normal receiver current (22 mA in my case) during power-on periods. With the squelch control pegged, the duty cycle is 5 percent or so, and as a result the average current should be approximately 4.5 mA. Measurement in the lab confirmed this figure. The HT was also tested on a Cushman, and no change in receiver sensitivity was observed when switching between pulse mode and normal mode.

Once installed, the operation of the circuit can be verified by rotating the squelch control until the squelch threshold is just reached. Periodic noise pulses should be heard

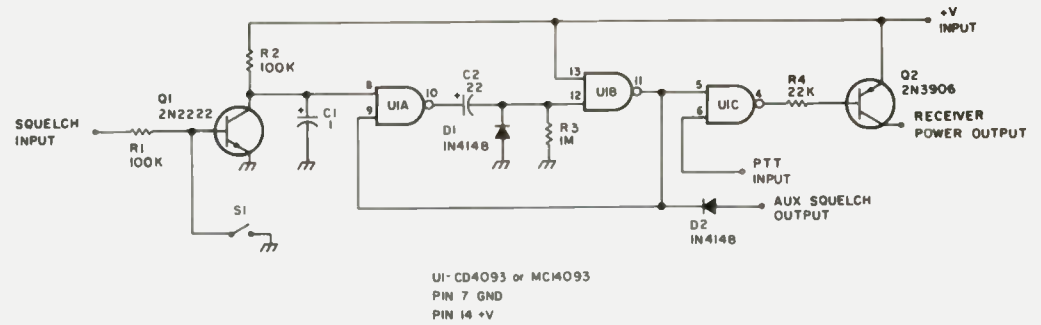


Fig. 4. Power pulser schematic.

from the speaker if the squelch control is set right on the edge between open and closed. Otherwise, you'll never know it's working unless you keep track of how often your batteries run down!

Now on to some changes on the circuit board. These changes are not that easy and are only recommended for those persons experienced with tight circuit-board work. Although the changes only involve substitution of components, access is difficult due to the cramped quarters. With a little care they may be performed successfully.

The first change further reduces receiver standby current drain, although only by a little more than .5 mA (from 4.5 to 4 mA). Change R48 from 18k to 100k. R50 should now be adjusted so that the audio output clips symmetrically. A value of 270k worked for me. A side effect of this modification is that the time it takes the squelch to open is increased by about 20 ms. C57 could be reduced to compensate for this, but then the squelch would close on shorter noise pulses than it did originally. I suggest leaving C57 at 1 uF, since the added time is not significant. Although this modification can be made without installing the power pulsing circuitry, the benefit would be marginal in that case.

The second change reduces transmit current by about 20 mA. Change R93

from 470 to 4.7k. This change cannot be made unless the power pulsing circuitry has been installed. A similar savings in transmit current can be achieved without installing the power pulser, however, at the cost of about .7 V lower receiver voltage, by changing Q29 to a Darlington (such as an MPS A13) and increasing R93 to 10k.

In conclusion, I see no reason why the receiver power pulsing idea could not be adapted to other HTs. For synthesized HTs,

power would have to be maintained to the synthesizer, since the lock-up times are probably on the order of 100 ms. Give it a try!

Finally, I'd like to acknowledge the help of N3IC in kicking ideas around, designing circuits, and taking the photos, and also thank N3TE for sparking the whole process. ■

#### Reference

Wilson Mark II and Mark IV Operation and Service Manual, Wilson Electronics Corp., 1978.

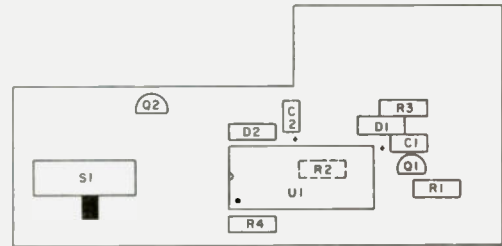



Fig. 5. Parts layout, top view.



View of switch cut-out in battery compartment.

# A Positive Supply with a Negative Chip

## — one way to solve the parts problem

From time to time you, like myself, have gotten into a situation where your junk box just did not have the right parts needed to build a project. You found yourself needing some critical components not immediately available from the parts store—or maybe it's 9:00 pm, Sunday night.

Well, this is a story about such a situation which I wish to share with you.

One evening, while working on a new ATV transmitter, I had a requirement for a good regulated power supply. A look into my junk box revealed a shortage of positive-reference regulators.

Again, one of Edsel Murphy's laws prevailed: "If working on a new design, the most critical part will be missing." (Well, if that isn't one of Murphy's laws, it

sure is one of mine.) Staring into the junk box, I recognized some LM-337 regulators. This regulator is a negative-reference voltage device, but did this matter?

I walked over to the blackboard and quickly drew a schematic of a negative-regulated supply (Fig. 1). It became obvious that there was no reason not to use it. I located the other components needed for this power supply—which I was planning to make adjustable to 13.5 volts—and laid out a breadboard.

While working on the breadboard, certain benefits of this type of design suddenly became evident. Notice in the schematic that I have utilized collector feedback for good regulation. (Of course, this required a more available NPN transistor, as least as far as my junk box is concerned.) Now that is the first plus. The second plus in this design is the fact that we can ground to the chassis the collector of the pass transistor (Fig. 2). Plus number three: using a TO-3 package allowed me to eliminate any need for isolating the case of the pass transistor as is required by

every other supply.

Wouldn't you think, with all these pluses, that although this supply uses a negative regulator it should come out plus? Hi!

In previous designs (see "More Power to You," 73, August, 1979), I discussed details of regulated supplies, current limit, regulators, crowbar circuits, etc. I wish to keep this design simple and very basic. With that in mind, let's examine it briefly.

The transformer is an 18-V, 4-Amp unit purchased at Radio Shack (PN 273-1514). Referring to Fig. 3, we can see the calculations to the rectifier assembly. This rectifier bridge is from Radio Shack (PN 276-1171) and has a rating of 100 piv at 4 Amps.

A good rule of thumb for the filter capacitor is approximately 3000 uF per Amp. With this 4-Amp supply, I paralleled four 3300-uF units from my junk box.

Referring to Fig. 4, we can calculate the dissipation of the pass transistor to determine the proper heat-sink rating. Starting with a dc level of 25 volts from the unregulated supply and a regulated output of 13.5 V,

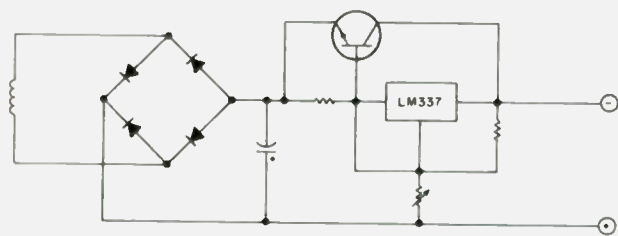


Fig. 1.

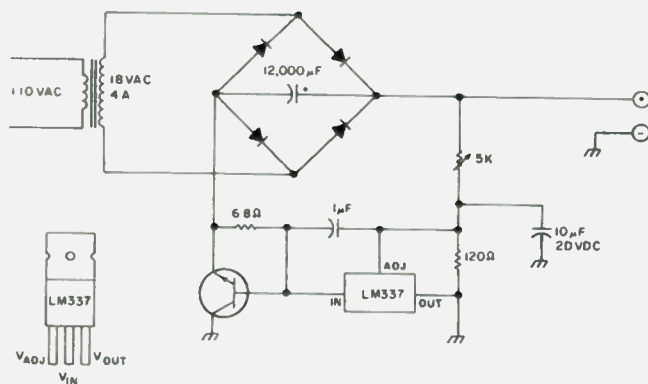


Fig. 2.

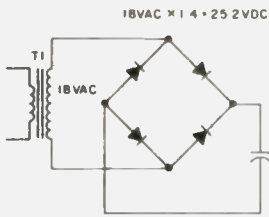


Fig. 3. Full-wave bridge, filtered and unregulated.

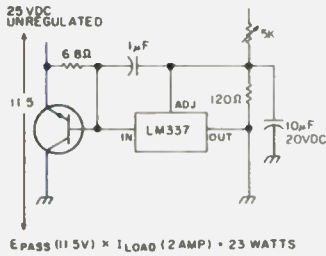


Fig. 4.

the difference voltage across the pass transistor will be 11.5 V. The product of the difference voltage and the load current will be the power dissipation, in Watts, by the power transistor. For example, 11.5 V  $\times$  2 Amps (load current) equals 23 Watts of heat in the transistor. With this in mind, I would recommend a 100-Watt power transistor like Radio Shack's PN 276-2039. A companion heat sink could be the Radio Shack Universal (PN 276-1361).


The remaining parts are not magic. Any 1/2-Watt resistor can be used for the regulator bias. Due to the fact that the supply was designed for 4 Amps, the LM-337 requires a heat sink to handle about 3 Watts (Radio Shack PN 276-1363).

The only cautions to be exercised to keep the 3-lead regulator stable are lead length, wire routing, and grounding. Ground loops and stray current paths can cause stability problems resulting in the regulator not functioning under load, so lay out your package carefully.

Edsel Murphy may have the corner on the unusual-situation market, but I have the first on a negative coming out positive! ■

**V-J**  
POWER UP

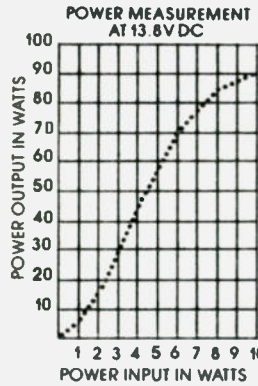
## 2 METER 90 WATT OUTPUT AMPLIFIER WITH 18 DB GAIN PREAMP



Model 90PL  
FOR ONLY  
FACTORY DIRECT

**\$139.95\***  
PLUS SHIPPING

- FREQUENCY range 144 - 148 MHz
- OPERATION FM or SSB (completely linear) Class A1
- RF DRIVE 1 to 30 watts
- KEYING RF activated with high quality relays
- SSB operation built in delay
- POWER REQUIREMENTS typical 10 watts drive, 13 amps at 13.8 VDC
- IDLE current 20 mills
- MOBILE or FIXED operation
- PREAMP 18DB gain minimum
- NOISE FIGURE less than 1.5 DB
- PREAMP KEYING independent — separately RF activated relays
- CONSTRUCTION wrap around aluminum heat sink 2 pieces 380 degrees cooling
- SIZE 7"(w) x 6"(d) x 3"(h) — WEIGHT 3 lbs 9 ozs
- IMMEDIATE SHIPMENT



### SPECIAL OFFER

#### Matching Power Supply

**\$99.95\***  
PLUS SHIPPING

15 AMP SUPPLY wt. 13 lbs size 8"(w) x 5"(h) x 6"(d)  
IMMEDIATE SHIPMENT  
ALL PARTS AND LABOR WARRANTED ONE FULL YEAR

VJ90PL Amplifier \$139.95 plus \$3.00 shipping

VJ15 POWER Supply \$99.95 plus \$7.00 shipping

\*Prices USA only

VISA, MASTER CHARGE, M.O. or C.O.D. • PHONE (713) 477-0134

**V-J PRODUCTS, INC.** 505 East Shaw, Pasadena, Texas 77506

SERVING THE ELECTRONICS INDUSTRY SINCE 1965

# KIRK

## HIGH STRENGTH FIBERGLASS

AVAILABLE IN A COMPLETE  
RANGE OF KITS

Special Instruction Manual on  
Kirk's "Super Quads" \$2.75

- 2 3 4 ELEMENT TRI BAND  
10 15 20 METER AMATEUR NET FROM \$256.68
- 2 3 4 ELEMENT DUAL BAND  
10 15 OR 10 8 METER AMATEUR NET FROM \$150.42
- 2 ELEMENT 40 METER AMATEUR NET \$523.50
- VHF 4 ELEMENT 2 OR 6 METER  
AMATEUR NET FROM \$96.75

# SUPER-QUAD KITS

2-3-4  
ELEMENTS  
OR MORE

WRITE FOR FULL INFORMATION. PRICES DO NOT INCLUDE POSTAGE.  
PRICES ARE SUBJECT TO CHANGE.



**KIRK ELECTRONICS DIVISION**  
VIKING INSTRUMENTS, INC.

73 Ferry Rd., Chester, CT 06412

● Telephone: (203) 526-5324

# 1981 INDEX

Compiled by:  
 Jeff DeTray WB8BTH  
 Tim Daniel N8RK

## AMPLIFIERS

HA-202 GOES TO 220 MHZ	AMPLIFIER CONVERSION	WA5VJB	OCT	48
THE GREEN GALLON	811A LINEAR AMP PROJECT	W3BYM	OCT	56

## ANTENNAS & PROPAGATION

FOUR-BAND MOBILE ANTENNA	SHARING SCHEME	K5PTC	JAN	129
TWO STATIONS, ONE ANTENNA	TRANSMITTER HUNT ANTENNA	WA4RRB, WB4INC	FEB	70
THE ZL/DF SPECIAL	FOR 2-METER HT'S	AD6Z	MAR	40
FLEXI-PLANE ANTENNA	BRAKE MOD	N1PL	MAR	80
ROTATOR RESCUE MISSION	DISH DESIGN	K4GOK	APR	74
PERFECT PARABOLAS	OMNIDIRECTIONAL THEORY	W4UFT	APR	90
TWO-METER ANTENNAS	TWO-BAY COLLINEAR	W1IS	MAY	12
THE 440-MHZ CURTAIN	HYDRAULIC SYSTEM	WA9OZC	MAY	22
PARABOLIC MOUNT	OPEN WIRE FEED	WD4MRJ, KA4JYD	MAY	28
MULTIBAND GROUNDPLANE	PARABOLIC REFLECTOR	W1GV	MAY	38
DISH IT OUT	PARASITIC REFLECTORS	W4NK	MAY	42
THE EARTH MOVER	HALF-WAVES FOR BOATS	W8HXR	MAY	46
SAILING THE TRIBAND SLOPER	THREE TUNER PROJECTS	W8KXW	MAY	50
STAY TUNED	QUALITY AND CONSTRUCTION	STAFF	MAY	58
INSIDE COAX	INVISIBLE COAXIAL DIPOLE	WB6MMV/7	MAY	78
"NO ANTENNAS" ANTENNA	MOD FOR HAM III ROTOR	WA9BBX	MAY	82
DIGITAL CONTROL FOR HAM III	RECEIVING ANTENNAS	WA0PBQ	JUN	18
ABOUT THE BEVERAGE	BASIC PROGRAM: PARABOLICS	W2XQ	JUN	68
DESIGN-A-DISH	VERTICAL TOP HAT	W3KH	JUN	72
SHRINKING ANTENNA	THEORY PLUS Q & A	W1GV/4	JUL	44
THE CCD ANTENNA	INVERTED BOBTAIL	W4FD, W4ATE	JUL	50
THE BOBTAIL: ROUND THREE	INEXPENSIVE NOISE BRIDGE	W6RCL	JUL	92
QRM-FREE ANTENNA TUNING	FIND TRUE NORTH	STAFF	AUG	40
SOLAR ALIGNMENT TOOL	ELEVATED FEED	K6BW	AUG	48
THE BETTER VERTICAL	TOP LOADED RADIATOR	WD9AHH	AUG	94
FOLDED UNIPOLE FOR 160	CALCULATE THE MUF	WB6ZYK	OCT	28
PROPAGATION PROPHECY	ADDING RADIALS	AK0Q	OCT	70
RINGO RANGER REDUX	COVERS ALL BANDS	W1HFF	OCT	137
TRAVELING HAM'S ANTENNA	NOT FOR NOVICES ONLY	W3JIP	NOV	100
ANTENNAS FOR BEGINNERS	GETTING READY FOR PHASE III	N1II	DEC	74
"CHOPSTICK" HELICAL FOR 432		9M2CR	DEC	116

## ATV & SSTV

SLOW-SCAN BITS & BYTES	MICROPROCESSOR & SSTV	K6AEP	MAY	84
SSTV SIGNAL ANALYZER	CHECK YOUR SIG	K7YZZ	NOV	46

## CB CONVERSIONS

CB TO 10 AND BEYOND	USE WITH 432 TRANSVERTER	WB3CDE	MAR	84
CB TO 10	PART XXX: MIDLAND 13-866	GRANT	APR	104
CYBERNET TEN-METER OFFSET	REPEATER OFFSET	K3NXU	AUG	66
CB-TO-10	PART XXXI: SIMPLE OFFSETS	WA7ZGP	NOV	56

## CONSTRUCTION PRACTICES

ALUMINUM COVERUP	PAINTING ALUMINUM	WB0YTH	MAR	62
FLEXIBLE COUPLINGS	COUPLING TWO CONTROL SHAFTS	WB6GZW	JUL	90
HAM SHACK DESIGN FOR NOVICE	TIPS FOR EVERYONE	N1II	NOV	42

## CORRECTIONS AND FURTHER INFORMATION

"SINGLE-TONE PAGING FOR WILSON HTS" (DEC 80)	JAN	160
--	-----	-----



"THE ODD COUPLE" (NOV 80)	FEB	124
"THE SWEET SOUNDING PROBE" (JUL 80)	MAR	106
"SUPER DUPER FOR FIELD DAY" (NOV 80)	MAR	106
"TRACKER - THE ULTIMATE OSCAR FINDER" (JAN 81)	MAR	106
"CB TO 10 - PART XXIX" (SEP 80)	MAR	106
"S-F MOD KITS" (JAN 81)	APR	17
"A PROGRAMMER'S POTPOURRI" (SEP 80)	APR	17
"CHEAP AND SIMPLE" (JAN 81)	APR	17
"OPERATING OVERSEAS" (FEB 81)	JUL	141
"THE EARTH MOVER" (MAY 81)	JUL	141
"ZL/DF SPECIAL" (MAR 81)	JUL	141
"THE NICAD CONDITIONER" (APR 81)	AUG	137
"MAYDAY!" (JUN 81)	AUG	137
"THE ROBOT 800H" (AUG 81)	SEP	119
"QRM-FREE ANTENNA TUNING" (AUG 81)	SEP	119
"KENWOOD'S TR-9000" (AUG 81)	NOV	161
"THAT THEY MIGHT COMMUNICATE" (SEP 81)	NOV	161
"THE CONTEST COOKBOOK" (SEP 81)	NOV	161
"CONTROLLED CHAOS" (OCT 81)	NOV	161
"FOLDED UNIPOLE FOR 160" (OCT 81)	DEC	168
"TRS-80: YOUR ELECTRONIC BRASSPOUNDER" (SEP 81)	DEC	193

CW

SUPERNOVA STATION ORGANIZER	QRP ACCESSORY	W3BYM	AUG	26
ELECTRONIC BRASSPOUNDER	CW FOR LEVEL I TRS-80	N0AGX	SEP	90
KEYER MAGIC	ALL TTL CW KEYS	N5DY	OCT	80
CW MUSIC KEYBOARD UPDATE	A GOOD DESIGN GETS BETTER	K5KL	DEC	20
THE CODE PET	CW ON YOUR COMMODORE	AA0G	DEC	126
NO MORE TWO-TONE SIDETONE	AEA KEYS IMPROVEMENT	K1LR	DEC	128

EQUIPMENT MODIFICATIONS

POWER PLUS FOR THE OMNI	IMPROVING THE POWER SUPPLY	WA4IQQ	JAN	60
OFFSETS FOR THE KDK-2015R	ODDBALL SPLITS	WB6MYF	JAN	62
A PATCH FOR THE TS-120S	PHONE PATCH MOD	W5JJ	FEB	50
BETTER PILOT LIGHTS	LEDS FOR THE T-599D	K4ZHM	FEB	89
TR-7400 BEHIND BARS	S-METER MOD	WB3ATP	MAR	46
END TO REPEATER TIMEOUTS	CIRCUIT FOR IC-211	VP2EZ	MAR	53
LIGHT-OPERATED RELAY	USES CHANNEL BUSY LIGHT	PY2AUC	MAR	76
ROTATOR RESCUE MISSION	BRAKE MOD	K4GOK	APR	74
HELP FOR THE HW-2036	HUM MODS	K8KUZ	APR	96
TOUCH-TUNE	TACTILE TUNING FOR THE TR-4	AA3S	MAY	54
DIGITAL CONTROL FOR HAM III	MOD FOR HAM III ROTOR	WA0PBQ	JUN	18
MAXIMIZE THAT MULTIMETER	MODS FOR HEATH IM-17	STAFF	JUN	88
ICING ON THE IC-2A CAKE	NONSTANDARD OFFSETS	WA4TEM	JUL	84
IC-2A ACCESSORIES	BUILD THEM YOURSELF	AD5X	AUG	44
TRICKING-OUT THE FT-901/902	YAESU MODS	W4ZCB, N4ML	SEP	54
HA-202 GOES TO 220 MHZ	AMPLIFIER CONVERSION	WA5VJB	OCT	48
MORE PUNCH FOR THE HW-101	ADD A MICROPHONE PREAMP	K5SE	OCT	52
NEW HORIZONS FOR THE HW-8	EXPANDED FREQUENCY COVERAGE	W1PQ	OCT	112
NEW FREQS. FOR THE IC-2	MARS CHANNELS	KS4B/NNN0BKS	OCT	113
MODS FOR THE CLIPPERTON-L	IMPROVEMENTS	K4JW	NOV	94
AX-190 UPGRADE	USES COLLINS COMPONENTS	VE7DLU	NOV	118
ACCURACY FOR HEATH CLOCKS	REDUCES SETTING ERRORS	N5AEN	NOV	124
NO MORE TWO-TONE SIDETONE	AEA KEYS IMPROVEMENT	K1LR	DEC	128
LESS DRAIN IS YOUR GAIN!	POWER SAVERS FOR WILSON HTS	KA3W	DEC	138

GADGETS

EMERGENCY TONE ALERT SYSTEM		WB5UVC ET AL.	JAN	42
WWV-TO-80-METER CONVERTER		N7BH	JAN	48
UNPLUG IT, DUMMY!	CAMPER POWER ALARM	WB9SKX	JAN	58
LINE NOISE SUPPRESSOR		WA4PYQ	JAN	76
TRANSMITTER TUNE-UP AID	AUDIBLE POWER OUT INDICATOR	WA4LBX	JAN	120
A \$10 PHONE PATCH		N1II	FEB	68
A 60-HZ FREQUENCY MONITOR		K0YMJ	FEB	72
A 49-MHZ REPEATER	LICENSE-FREE CB	KL7GLK	MAR	44
THE NICAD CONDITIONER	RIDS NICADS OF MEMORY	W2KPE	APR	106

TOUCH-TUNE  
820S REMOTE VFO

TACTILE TUNING FOR THE TR-4  
BUILD IT

AA3S  
VE5PZ

MAY 54  
JUN 84

### HISTORY

OVER THE HUMP; INTO HISTORY  
THE HISTORY OF HAM RADIO  
DXING THE PAST  
THE HISTORY OF HAM RADIO  
THE HISTORY OF HAM RADIO  
THE HISTORY OF HAM RADIO  
THE HISTORY OF HAM RADIO  
AERIAL HEIRLOOMS  
THE HISTORY OF HAM RADIO

WW II AVIONICS  
PART XII: 1924-1925  
VISIT TO SIGNAL HILL  
PART XIII: THE OLD MAN  
PART XIV: 1925-1926  
PART XV: 1926  
PART XVI: 1920-1924  
EARLY RADIO TOWERS  
PART XVII: 1926-1927

RITCHEY  
W9CI  
VE3CXL  
W9CI  
W9CI  
W9CI  
W9CI  
AK0Q  
W9CI

JAN 78  
MAR 54  
MAR 88  
APR 46  
MAY 36  
JUN 48  
JUL 58  
JUL 66  
AUG 88

### HUMOR

HOME-BREW IN THE REAL WORLD  
MY INFERNAL TOWER  
MONODES

CONSTRUCTION HUMOR  
ANTENNA HUMOR  
DAWN OF AN ERA?

WB1GVU  
KC7M  
CORNER

MAR 87  
APR 64  
DEC 130

### I/O

TRACKER - THE OSCAR FINDER  
LOGIC PROBE  
UNDER SOFTWARE CONTROL  
REAL-WORLD CONNECTION  
APPLES: FIVE BITS OR EIGHT  
SLOW-SCAN BITS & BYTES  
DESIGN-A-DISH  
RALLYING THE HP-55  
A STOUT HEART  
ELECTRONIC BRASSPOUNDER  
DIGITAL DEFENDER  
KIM'S MAGIC FINGERS  
THE CODE PET

TRS-80 PROGRAM  
REPEATER CONTROL  
I/O PORTS FOR TRS-80  
RTTY FOR THE APPLE  
MICROPROCESSOR & SSTV  
BASIC PROGRAM: PARABOLICS  
CALCULATOR PROGRAM  
KIM-1 SIMPLEX AUTOPATCH  
CW FOR LEVEL I TRS-80  
HAM SHACK SECURITY  
RTTY TRANSMIT PROGRAM  
CW ON YOUR COMMODORE

WD8DRK, K8UR  
VERGONA  
WD8CHH  
K6EW  
WB6MEP  
K6AEP  
W3KH  
LUTZ  
WD8CHH  
N0AGX  
W7CRY  
VE1AKL  
AA0G

JAN 88  
JAN 96  
FEB 94  
MAR 68  
APR 66  
MAY 84  
JUN 72  
JUL 80  
AUG 70  
SEP 90  
OCT 116  
NOV 112  
DEC 126

### MISCELLANEOUS

DIRECT-PRINTING FAX  
THE STRANGE PREDICAMENT  
VHF CONTESTING  
SELL 'EM WITH SLIDES  
SUCCESSFUL HAM CLASSES  
HOW FCC RULES ARE MADE  
AN OPERATING CONSOLE  
LIGHT-OPERATED RELAY  
IN THE STACK  
ALL THE NEWS THAT FITS  
THE HONEYMOON IS OVER  
DF BREAKTHROUGH  
PLAIN LANGUAGE RULES  
DAYTON DILEMMA '81  
GRANDMA PACKS A SEABAG  
WILD TURKEYS 1, FBI 0  
SAILPLANES ON SIX  
SOLAR ALIGNMENT TOOL  
NEWCOMER TO NICADS?  
FREE PR FOR HAM RADIO!  
THAT THEY MIGHT COMMUNICATE  
TED GAMLIN, A CONTESTER  
RADIO REHAB  
LLOYD AND IRIS COLVIN  
A VISIT WITH SV0AY  
X-BAND SWEEP SIGNAL SOURCE  
EYEBALL QSO WITH RADIO RSA  
JOE HAM: THE CONSUMER

PART III  
ILLEGAL LISTENING-OE8WHK  
W1FC AND W8DJY  
A/V SHOWS  
GUIDE FOR ORGANIZERS  
THROUGH THE LABYRINTHE  
DESK CONSTRUCTION  
USES CHANNEL BUSY LIGHT  
SIX METER RADIO CONTROL  
CLUB NEWSLETTER  
HINTS FOR HAM HUSBANDS  
DIRECTION-FINDING SYSTEM  
FCC PROPOSAL DETAILED  
NEW GEAR: DAYTON HAMVENTION  
MERCHANT MARINE RADIO  
REPEATER JAMMING  
RADIO CONTROLLED GLIDERS  
FIND TRUE NORTH  
INFORMATIVE OVERVIEW  
NEWS MEDIA COOPERATION  
HANDICAPPED HAMMING  
PERSONALITY PROFILE  
HELPING YOUNG OFFENDERS  
PERSONALITY PROFILE  
AN EXOTIC QTH  
ONE FOR THE ROAD  
VOICE OF SOUTH AFRICA  
THE AVERAGE HAM

WB8DQT  
WA4PYQ  
N8RK  
N8BPI  
WB1FOD  
WD4DAZ  
W8GI  
PY2AUC  
WB3BQO  
N9YL  
HRIADF  
W7BEP  
N8RK  
K1LR  
K7NZA  
WA7UDO  
WB3BQO  
K6BW  
W6OJF  
WD4NEK  
K7NZA  
KA1D  
WA6VIP  
KA1D  
N1BEP  
W1SNN  
PETERSON  
N6AVU

JAN 54  
JAN 66  
JAN 100  
JAN 104  
FEB 56  
FEB 62  
FEB 84  
MAR 76  
APR 56  
APR 60  
APR 98  
JUN 32  
JUN 125  
JUL 22  
JUL 102  
AUG 12  
AUG 20  
AUG 48  
AUG 100  
SEP 50  
SEP 66  
OCT 18  
OCT 44  
OCT 132  
NOV 36  
NOV 60  
NOV 82  
DEC 32

MOBILE & PORTABLE OPERATION

FOUR-BAND MOBILE ANTENNA		K5PTC	JAN	129
DAZE OF WHINE AND NOISES	IGNITION NOISE	K2PMA	JAN	146
SAILING THE TRIBAND SLOPER	HALF-WAVES FOR BOATS	W8KXW	MAY	50
FLIER'S GUIDE	AERONAUTICAL MOBILE	WB6BH1	AUG	58
TRAVELING HAM'S ANTENNA	COVERS ALL BANDS	W3JIP	NOV	100
COLD COMFORT	WINTER HIKING WITH AN HT	KALD	DEC	12

NEW PRODUCT ANNOUNCEMENTS

ADVANCED ANALOG SYSTEMS	REMOTE CONTROL SYSTEM		JUN	107
AEA	PFDF RADIO DIRECTION FINDER		JUN	105
AEA	CW/BAUDOT/ASCII READER		NOV	170
ALUMA TOWER	HEAVY DUTY TOWER		APR	123
ARP	AMATEUR RADIO PROFILES		JUL	136
AVANTI COMMUNICATIONS	450 MHZ MOBILE ANTENNA		MAY	121
BENJ. MICHAEL INDUSTRIES	173A STATION CLOCK		JAN	34
BENJ. MICHAEL INDUSTRIES	173D PRESENTATION CLOCK		FEB	30
BENJ. MICHAEL INDUSTRIES	MODEL 273 CLOCK		JUL	37
BENJ. MICHAEL INDUSTRIES	MILITARY-TIME CLOCK		OCT	168
BILAL COMPANY	ISOTRON ANTENNAS		OCT	167
CENTURY ELECTRONICS	GL-25 RESISTOR KIT		JUL	138
CHARLESWATER PRODUCTS	CONDUCTIVE WRIST STRAP		JUN	105
CIRCUIT ELECTRONICS INC.	SQUELCH TAIL ELIMINATOR		MAR	36
COLTON CREATORS, INC.	EZ CORD CONTROL		AUG	129
COMM. ELEC. SPECIALTIES	ENCODING MICROPAD		DEC	189
COMMSOFT	CW89 SOFTWARE PACKAGE		DEC	190
COMMSOFT	CODEM CW INTERFACE		DEC	189
COMMUNICATIONS SPECIALISTS	TONE ENCODER FOR IC-2AT		DEC	189
CORNELL-DUBILIER	HAM-SP ROTOR		FEB	120
COVOX COMPANY	MODEL I VOICE CONTROLLER		SEP	144
CUBIC CORP.	ASTRO C HF TRANSCEIVER		NOV	171
CURTIS ELECTRO DEVICES	FIVE MODE KEYBOARD		MAR	107
CURTIS ELECTRO DEVICES	8044M SPEEDMETER		JUN	106
CURTIS ELECTRO DEVICES	8044 KEYS CHIP		NOV	169
CURTIS ELECTRO DEVICES	LIL' BUGGER KEYS		DEC	188
DATAK CORP.	FLEXY-MARKER		SEP	145
DESCO INDUSTRIES	PRECISION TWEEZER		APR	122
ELECTRA	BEARCAT 100 SCANNER		SEP	144
ELECTRONIC SPECIALISTS	ELECTRICAL POLLUTION CONTROL		APR	122
FAXSCAN, INC.	BP-3 BEEPER		AUG	129
GEORGE RISK INDUSTRIES	KEYBOARD CATALOG		AUG	128
GROVE ENTERPRISES	10 KHZ-30 MHZ ANTENNA TUNER		MAY	122
GROVE ENTERPRISES	CODE BREAKER DESCRAMBLER		JUN	105
HAMTRONICS	UHF EXCITER & 2M XVERTER		FEB	30
HAMTRONICS	VHF/UHF/OSCAR CATALOG		SEP	146
HAMTRONICS	REPEATER MODULES		OCT	166
HAMTRONICS	VHF FM TRANSCEIVERS		NOV	170
HEATH COMPANY	OP AMP INSTRUCTION PACKAGE		JAN	34
HEATH COMPANY	512 MHZ FREQ CONVERTER		MAR	36
HEATH COMPANY	GU-1820 PORTABLE GENERATOR		JUL	136
HEATH COMPANY	SA-5010 MEMORY KEYS		OCT	168
HUSTLER	TEN-METER YAGI		MAY	120
HY-GAIN DIVISION OF TELEX	CRANKUP TOWERS		APR	123
HY-GAIN DIVISION OF TELEX	V- DOUBLE ZEPP ANTENNA		AUG	130
HY-GAIN DIVISION OF TELEX	TRAILERED TOWERS		SEP	145
ICOM AMERICA, INC.	IC-3A/IC-3AT 220 MHZ HT		DEC	189
INDIANA QUICK CHARGE	QC500 NICAD CHARGER		SEP	146
INDIANA QUICK CHARGE	CW EXAM PACKAGE		OCT	169
INOTEK ENGINEERING	SIMPLE TUNER		NOV	168
J. W. MILLER	AUTOMATIC ANTENNA TUNER		FEB	30
JAMECO ELECTRONICS	DUAL VOLTAGE POWER SUPPLY		JUL	138
KANTRONICS	VARIFILTER		JAN	34
KILOVAC CORP.	MICROWAVE TRANSFER RELAY		AUG	128
M & M ELECTRONICS	MSB-1 AUDIO FILTER		MAY	121
M-SQUARED ENGINEERING	HANDI-CON V VHF CONVERTER		OCT	170
MACROTRONICS	MAILBOX RTTY SYSTEM		JUL	135
MANHATTAN SOFTWARE	QSO LOG		NOV	168
MATSUSHITA	BONE-CONDUCTION HEARING AID		OCT	166

MCM COMMUNICATIONS	DAIWA CNA-2002 ANT. TUNER	SEP	143
MCM COMMUNICATIONS	DAIWA INFRARED CORDLESS MIC	OCT	168
MCM COMMUNICATIONS	CNW-518 & CNW-218 TUNERS	NOV	168
MFJ	HF WATTMETER	APR	122
MFJ	KEYBOARD/KEYER	APR	38
MFJ	VHF WATT/SWR METER	MAY	121
MFJ	3-KW TUNER	MAY	120
MFJ	POLICE/FIRE EXPLORER	JUN	106
MFJ	CW COMPUTER INTERFACE	NOV	169
MFJ	VLF CONVERTERS	DEC	189
MICRO-80	SUPER LOG II PROGRAM	MAY	120
MICROCRAFT CORP.	MORSE-A-KEYER	SEP	145
MIRAGE COMM. EQUIP.	ALL-MODE 430-450 MHZ AMP	OCT	169
MOTOROLA	FM IF CIRCUIT	JUN	106
MOTOROLA	HYBRID COMPONENTS DATA BOOK	OCT	169
NON-LINEAR SYSTEMS	TOUCH TEST 20 DMM	JAN	156
NORDAL ELECTRONICS	ALUMINUM BOXES	JUN	106
OK MACHINE & TOOL CO.	IC DISPENSER	JAN	34
PALOMAR ENGINEERS	1750 METER TRANSMITTER	JAN	156
PALOMAR ENGINEERS	TRANSCEIVER PREAMPLIFIER	FEB	120
PALOMAR ENGINEERS	PORTABLE 2M QUAD	JUL	137
PHILADELPHIA RESIN CORP.	TOWER GUYS	MAR	107
PLAINVIEW ELECTRONICS	LITHIUM BATTERY CATALOG	JUL	137
PLYTUBE CORP. OF AMERICA	TUBULAR PLYWOOD	SEP	145
POLYPHASE CORP.	ZAP TRAPPER	MAY	120
R.L. DRAKE	ESR 24 EARTH STATION RCVR.	NOV	169
RADIO SHACK	INSTANT-TUNING WEATHERADIO	SEP	144
RCA	VP-3301 DATA TERMINAL	AUG	128
RICKER EQUIPMENT	SHACK DESK	NOV	169
ROBERT LULY ASSOCIATES	LULY POLARIZER	DEC	188
SABTRONICS INTERNATIONAL	MODEL 2020 DMM	DEC	190
SCIENTIFIC DIMENSIONS INC.	MOBILE RADIO SLIDE MOUNT	AUG	130
SGL WABER	POWER MASTER LINE MONITORS	JUL	138
SPECTRUM INTERNATIONAL	MMS1 MORSETALKER TUTOR	NOV	170
STANDARD COMMUNICATIONS	TALKMAN TWO-WAY RADIO	DEC	188
SWITCHCRAFT	CONNECTOR CATALOG	JUN	107
TELTONE	M-927 TOUCHTONE DECODER	MAR	107
TEMPO	S-4 440 MHZ HT	APR	122
TEN-TEC	AIR COOLED DUMMY LOAD	FEB	30
TEN-TEC	200-WATT ANTENNA TUNER	MAR	36
TRAC ELECTRONICS	CW PROCESSOR AND KEYER	JUL	136
TRANS COM, INC.	TUNABLE CTCSS ENCODER	JUL	137
TRI-EX TOWER CORP.	120' ROTATING TOWER	AUG	129
UNIVERSAL ELECTRONICS	COAX SEAL	MAR	107
VALOR ENTERPRISES	COMM-X ANTENNAS	MAY	120
VALOR ENTERPRISES	OMNI-GAIN BASE ANTENNAS	MAY	121
VALOR ENTERPRISES	OMNI-GAIN MOBILE ANTENNA	JUL	137
VARIAN EIMAC	TUBE SOCKET REPAIR KITS	DEC	190
VECTOR ELECTRONICS	BREADBOARD MATERIALS	MAR	36
WRAASE(KW CONTROL SYS.)	SC-422 SCAN CONVERTER	JAN	35
YAESU ELECTRONICS CORP.	FT-480R 2M TRANSCEIVER	FEB	30
YAESU ELECTRONICS CORP.	FT-902DM HF TRANSCEIVER	APR	122

## OPERATING

OLYMPICS TORCH RUN	HAM RADIO'S ROLE	KA2CNN, KA2DBW	FEB	36
FEELIN' NO PAIN	QRZ FROM LUCKENBACH	W5QJM	FEB	74
OPERATING OVERSEAS	LICENSING FACTS	A2CPS	FEB	78
DXING THE PAST	VISIT TO SIGNAL HILL	VE3CXL	MAR	88
THE RACER'S EDGE	SOAP BOX DERBY OPERATION	WD8JOI	APR	84
BATTLEWAGON	MINI-EXPEDITION: USS TEXAS	WD5ICY	MAY	72
REPEATER AT 102,000 FEET	BALLOON REPEATER	VE4FK	JUN	12
MAYDAY!	LOCATING DOWNED AIRCRAFT	W2FJT ET AL.	JUN	78
THE DX PRIMER	OPERATING TECHNIQUES	W8YA	AUG	50
10,000 QSOS FROM EASTER IS.	DXPEDITION STORY	K4ESQ	SEP	12
A VERY "SPECIAL" WEEKEND	HAMS & THE SPECIAL OLYMPICS	WB2CMB	SEP	22
EMERGENCY PREPAREDNESS	GET SET FOR THE REAL THING	WA3REY	SEP	26
A LOT OF HOT AIR	BALLOON RACE COORDINATION	WB6JBI	SEP	38
DX PROGRAM ROUNDUP	DX NEWS ON THE SWL BANDS	PETERSON	SEP	84
CONTESTING FROM VP5	TURKS & CAICOS DXPEDITION	WB8BTH	OCT	12

THE WINNING CONTROLLED CHAOS	LIFE OF A CONTESTER	WA3FUV	OCT	40
THE CONTEST COOKBOOK	STATE QSO PARTIES	W2XQ	OCT	62
THE 160 WINNERS!	BASIC STRATEGY AND TACTICS	N6OP	OCT	92
TEN-METER LUNCH HOUR	160 METER CONTEST RESULTS	KE7C	NOV	131
	HAM RADIO FOR SCHOOL KIDS	WA8WTE	NOV	158

### POWER SUPPLIES

CHEAP AND SIMPLE UNPLUG IT, DUMMY!	13.8-V, 25-A POWER SUPPLY	WA9VLK	JAN	50
LINE NOISE SUPPRESSOR	CAMPER POWER ALARM	WB9SKX	JAN	58
THE POWER WASTER		WA4PYQ	JAN	76
QRZ SUNSHINE	ADJUSTABLE LOAD	K6IQL	JAN	108
HALF A LOAF	SOLAR-POWERED REPEATER	WB3HXY	JAN	114
THREE-WAY POWER SUPPLY	6-V BATTERY CHARGER	NORDGREN	MAR	60
THE NICAD CONDITIONER	VARIABLE OUTPUT	W3HB	MAR	86
NEWCOMER TO NICADS?	RIDS NICADS OF MEMORY	W2KPE	APR	106
BATTERY CHECK!	INFORMATIVE OVERVIEW	W6OJF	AUG	100
POS. SUPPLY WITH NEG. CHIP	TESTING NICADS	PS7ZAD	NOV	64
	SOLVING A PARTS DILEMMA	K9MLD	DEC	142

### RECEIVING

THE FUN-CEIVER	COMPANION TO FEB'S QRP XMTR	WA0RBR	JUL	32
----------------	-----------------------------	--------	-----	----

### REPEATERS

REPEATER "REP"	AUTOPATCH DIALER	K4ALS	JAN	68
QRZ SUNSHINE	SOLAR-POWERED REPEATER	WB3HXY	JAN	114
SUBAUDIBLE TONE ENCODERS	INSTALLATION TIPS	WA7LMO/N6XB	JAN	126
ADD RTTY TO YOUR REPEATER	VOICE OPERATION, TOO	WB4EMI	FEB	48
UNDER SOFTWARE CONTROL	REPEATER CONTROL	WD8CHH	FEB	94
A 49-MHZ REPEATER	LICENSE-FREE CB	KL7GLK	MAR	44
LAST PL GENERATOR	TONE SYNTHESIZER	WB2BWJ	MAR	50
END TO REPEATER TIMEOUTS	CIRCUIT FOR IC-211	VP2EZ	MAR	53
REPEATER AT 102,000 FEET	BALLOON REPEATER	VE4FK	JUN	12
MAYDAY!	LOCATING DOWNED AIRCRAFT	W2FJT ET AL.	JUN	78
AMATEUR TELEMETRY	REMOTE REPEATER MONITOR	W2FPP	JUL	72
A STOUT HEART	KIM-1 SIMPLEX AUTOPATCH	WD8CHH	AUG	70
2M GETTING A LITTLE BORING?	TRY CROSSBAND DXING	WA3REY	SEP	34
CARTOGRAPHY FOR KERCHUNKERS	MAKING REPEATER MAPS	W4FXE	NOV	156

### REVIEWS

ACE	SYNTHESIZED VHF TRANSCEIVER	W8FX	DEC	68
AEA	CK-1 MORSE KEYER	K1LLR	JAN	38
AED ELECTRONICS	AED SCANNERS	WB6SMD	JAN	37
ARRL	ARRL OPERATING MANUAL	K1D	FEB	119
ARRL	ARRL LICENSE MANUAL	N8RK	JUL	48
AVANTI	10-METER QUAD	AE3S	MAY	99
AZDEN	PCS-3000 TWO METER RIG	WA2JSR	MAY	68
BASH EDUCATIONAL SERVICES	IDIOT'S GUIDE TO DX	AG9V/1	NOV	80
BECKMAN	310 DIGITAL MULTIMETER	CLAWSON	APR	126
BENJ. MICHAEL INDUSTRIES	24-HOUR CLOCK	W1XU	MAR	90
BREHN CORP.	HOW TO DEFEND AGAINST RADAR	N8RK	AUG	85
BUTTERNUT ELECTRONICS	HF5V-III VERTICAL	K1LLR	AUG	34
CALECTRO	MULTI-TESTER VOM	W8FX	AUG	80
COLOGNE PRESS	AMATEUR RADIO, SUPER HOBBY!	K1D	JUN	96
COMM. ELEC. SPECIALTIES	SIMPLEX AUTOPATCH	K1LLR	JUN	62
CROWN MICROPRODUCTS	ROM-116 RTTY INTERFACE	K1LLR	FEB	32
CUSHCRAFT	SKYWALKER MONOBAND BEAMS	WB8BTH	MAY	98
DAIWA	INFRARED WIRELESS MIKE	K4TJW	DEC	82
DATONG	ASP SPEECH PROCESSOR	W8YA	JUL	118
DOPPLER SYSTEMS	THE DOPPLER SYSTEMS DDF3003	K1LLR	JUN	28
ELECTRA	BEARCAT 350 SCANNER	WA4PYQ	AUG	78
GENERAL ELECTRIC	PROGRAMMABLE CLOCK RADIO	W8FX	OCT	66

GILFER ASSOCIATES	GUIDE TO RTTY FREQUENCIES	K8DIU/4	AUG	87
HAL COMMUNICATIONS CORP.	DS2050 KSR RTTY TERMINAL	KALLR	SEP	42
HAM RADIO PUBLISHING	GUNNPLEXER COOKBOOK	N8RK	OCT	54
HAYDEN BOOK COMPANY	DIGITAL ELECTRONICS	KALLR	FEB	119
HEATH COMPANY	IM-5228 VTVM	N1BEJ	MAR	28
HEATH COMPANY	GU-1820 AC GENERATOR	AG9V/1	OCT	42
ICOM AMERICA, INC.	INVESTIGATING ICOM'S 730	K4TWJ	NOV	76
ISCAN ENGINEERING	TR-9000 MEMORY SCANNER	WB8BTH	SEP	100
KANTRONICS	VARIFILTER	W1XU	MAR	28
KANTRONICS	MINI-READER	WA4PYQ	APR	30
KENWOOD	TR-7800 TWO-METER XCVR	KALLR	APR	26
KENWOOD	TS-830S	WB8BTH	MAY	66
KENWOOD	TS-130S HF TRANSCEIVER	KALLR	JUL	38
KENWOOD	TR-9000 2M TRANSCEIVER	WB8BTH, N8RK	AUG	30
KENWOOD	TS-530S HF TRANSCEIVER	KALLR	OCT	26
KENWOOD	TR-7730 2-METER FM TCVR	KALLR	DEC	26
KRECO	COAXIAL ANTENNA - CO2A	KALLR	JAN	157
KRECO	SC-150A TWO-METER COLLINEAR	W8FX	MAY	110
MCM COMMUNICATIONS	DAIWA'S NEW METERS	KALLR	NOV	40
MELCO PUBLISHING	HANDBOOK: 10 FM	KALLR	FEB	119
MFJ	MFJ-1040 PRESELECTOR	WA4PYQ	FEB	117
MFJ	SHORTWAVE CONVERTER	KALLR	MAR	89
MFJ	MFJ-102 DIGITAL CLOCK	WA4PYQ	JUN	130
MICRO CONTROL SPECIALTIES	MARK 3CR REPEATER	KALLR	JUL	46
MIRAGE COMM. EQUIP.	BL016 2M LINEAR AMPLIFIER	KALLR	OCT	50
NCG CO.	NCG 15M TRANSCEIVER	KALLR	JUL	42
PALOMAR ENGINEERS	INSIDE THE PALOMAR PREAMP	W8FX	NOV	52
PALOMAR ENGINEERS	A QUAD FOR TWO METERS	W8FX	DEC	104
RADIO SHACK	REALISTIC PRO-2008	N3BAH	FEB	65
RADIO SHACK	DX-200 RECEIVER	W5JJ	APR	124
RADIO SHACK	MICRONTA'S NEW MULTIMETER	K6UGT	NOV	92
RADIO SHACK	PRO-2002 SCANNER	N3BAH	DEC	96
REX BASSETT	TLM-2 MOBILE MOUNT	KALLR	DEC	18
ROBOT RESEARCH	800H RTTY/CW/SSTV TERMINAL	WB9PKD	AUG	92
RSGB	A GUIDE TO AMATEUR RADIO	N1BEJ	JUN	97
S-F AMATEUR RADIO SERVICES	S-F MOD KITS	W4LVM	JAN	36
S-F AMATEUR RADIO SERVICES	OPERATING DESK	K4TWJ	JUN	98
TAB BOOKS	HANDBOOK: FM AND REPEATERS	KALLR	FEB	118
TAB BOOKS	10 FM FOR THE RADIO AMATEUR	KALLR	FEB	119
TAB BOOKS	HANDBOOK: TABLES & FORMULAS	WD4LOO	MAR	90
TET USA	GDX-1 DISCONE ANTENNA	WA4PYQ	FEB	117
TET USA	SQ-22 2M QUAD	KALLR	AUG	99
TRANSELECTRO-AMERICA	AMATEUR CONVERSATION GUIDE	KALLR	JUL	65
UNIVERSAL COMMUNICATIONS	2300-MHZ DOWNCONVERTER KIT	K4TWJ	APR	30
VARIOUS PUBLISHERS	4 BOOKS FOR EXPERIMENTERS	N8RK	NOV	54
VIZ MANUFACTURING CO.	WD-747 DIGITAL MULTIMETER	WA4PYQ	OCT	36
VOCOM	COLLAPSIBLE WHIP FOR HT'S	W8FX	MAY	100
VOCOM	TWO-METER AMPLIFIER	N1BEJ	JUN	52
WELZ	SP-300 SWR AND POWER METER	KALLR	SEP	46
YAESU ELECTRONICS CORP.	FT-707 HF TRANSCEIVER	KALLR	MAR	24
YAESU ELECTRONICS CORP.	FRG-7700 GEN. COVERAGE RCVR	KALLR	SEP	30

#### RTTY

ADD RTTY TO YOUR REPEATER	VOICE OPERATION, TOO	WB4EMI	FEB	48
APPLES: FIVE BITS OR EIGHT	RTTY FOR THE APPLE	WB6MEP	APR	66
SOLID COPY RTTY TU	USES FLESHER TU BOARD	K1VIC/2	JUN	54
DS2050 KSR RTTY TERMINAL	HAL COMMUNICATIONS CORP.	KALLR	SEP	42
MORE FOR LESS	RTTY TUNE-UP AID	WB4PWC	NOV	50
KIM'S MAGIC FINGERS	RTTY TRANSMIT PROGRAM	VELAKL	NOV	112
WHAT'S IT ALL ABOUT, ASCII?	RTTY TECHNOLOGY UPDATE	W4RI, WB4APR	DEC	90

#### SATELLITES

DIRECT-PRINTING FAX	PART III	WB8DQT	JAN	54
TRACKER - THE OSCAR FINDER	TRS-80 PROGRAM	WD8DRK, K8UR	JAN	88
COST-EFFECTIVE OSCAR	SOURCES AND SUGGESTIONS	KA5EIM	SEP	70

PHASE III AND BEYOND	SATELLITE NEWS	N8RK	SEP	96
THE SATELLITE TV CHALLENGE	INTRO TO TVRO COVERAGE	N8RK	NOV	14
SPACE SPINOFFS	HAMS AND TVRO	WA1DCP, W2IKQ	NOV	18
HOW BIG A DISH?	TVRO ANTENNA SELECTION	GIBSON	NOV	20
SATELLITE CHANNEL GUIDE - I	PROGRAMS ON THE SATELLITES	WESTSAT	NOV	24
SATELLITE TV RECEIVERS	ALTERNATIVE DESIGNS	K4TWJ	NOV	26
BOB COOPER: A PIONEER	PERSONALITY PROFILE	N8RK	DEC	38
SATELLITE CHANNEL GUIDE	PART II	WESTSAT	DEC	44
SATELLITE TV GLOSSARY	PART I		DEC	46
TVRO RCVR:THE INSIDE STORY	SATELLITE CENTRAL, PART II	GIBSON	DEC	54
"CHOPSTICK" HELICAL FOR 432	GETTING READY FOR PHASE III	9M2CR	DEC	116

#### TECHNICAL & THEORY

HEAT SINKS		WA4OSH	JAN	86
SUBAUDIBLE TONE ENCODERS	INSTALLATION TIPS	WA7LMO/N6XB	JAN	126
COMPUTERS AND HF	USING MICROS EFFECTIVELY	W9JD/DAIFE	JAN	130
DAZE OF WHINE AND NOISES	IGNITION NOISE	K2PMA	JAN	146
THE ELUSIVE GROUND FAULT	REAL-LIFE ADVENTURE	W5OS	FEB	82
CAUTION: SOLID-STATE FINALS	LIVING WITH NO-TUNE RADIOS	N1II	FEB	90
AF AND RF SPEECH PROCESSING	PLESSY SL1676C	STAFF	MAR	72
TWO-METER ANTENNAS	OMNIDIRECTIONAL THEORY	W1IS	MAY	12
INSIDE COAX	QUALITY AND CONSTRUCTION	WB6MMV/7	MAY	78
DF BREAKTHROUGH	DIRECTION-FINDING SYSTEM	W7BEP	JUN	32
ABOUT THE BEVERAGE	RECEIVING ANTENNAS	W2XQ	JUN	68
THE CCD ANTENNA	THEORY PLUS Q & A	W4FD, W4ATE	JUL	50
KEYER MAGIC	ALL TTL CW KEYER	N5DY	OCT	80
SPREAD SPECTRUM	REPORT FROM AMRAD	WB3KDU	NOV	32
ANTENNAS FOR BEGINNERS	NOT FOR NOVICES ONLY	N1II	DEC	74
BREAKING THE DECIBEL LOGJAM	COPING WITH NOTHINGNESS	SARA	DEC	136

#### TEST GEAR

RX AND CX	SUBSTITUTION BOXES	WD5CDJ	JAN	84
LOGIC PROBE		VERGONA	JAN	96
THE POWER WASTER	ADJUSTABLE LOAD	K6IQL	JAN	108
CAPACITANCE METER	BUILD IT	W4VGZ	JAN	132
A 60-HZ FREQUENCY MONITOR		K0YMJ	FEB	72
ADD-ON CAPACITANCE METER	WORKS WITH FREQ COUNTER	W4FEC	FEB	86
X-BAND WAVEMETER		W1SNN	MAR	64
THE CALIBRATOR GATER	MOD FOR CALIBRATORS	WB5PPV	MAR	78
TALKING FREQUENCY COUNTER		WA0OHO	APR	52
MAXIMIZE THAT MULTIMETER	MODS FOR HEATH IM-17	STAFF	JUN	88
THE MICRO-GENERATOR	AUDIO SIGNAL SOURCE	WA3RJS	JUL	94
THE METERLESS OHMMETER	AUDIBLE CONTINUITY TESTER	WB7NEZ	AUG	36
QRM-FREE ANTENNA TUNING	INEXPENSIVE NOISE BRIDGE	STAFF	AUG	40
THE \$50 SWEEPER	AUDIO FUNCTION GENERATOR	K3LF	OCT	100
DIODE DOCTOR	SIMPLE TESTER	N1II	OCT	131
SSTV SIGNAL ANALYZER	CHECK YOUR SIG	K7YZZ	NOV	46
AN EASY L-METER	MEASURING INDUCTANCE	W5JJ	DEC	100

#### TRANSMITTING

TRANSMITTER TUNE-UP AID	AUDIBLE POWER OUT INDICATOR	WA4LBX	JAN	120
THE FUN-MITTER	GOOF-PROOF QRP TRANSMITTER	WA0RBR	FEB	100
AF AND RF SPEECH PROCESSING	PLESSY SL1676C	STAFF	MAR	72
SUPERNOVA STATION ORGANIZER	QRP ACCESSORY	W3BYM	AUG	26
MORE FOR LESS	RTTY TUNE-UP AID	WB4PWC	NOV	50

#### VHF & UP

NEW LIFE FOR OLD KLYSTRONS	MICROWAVE TIPS	WA4WDL	FEB	46
X-BAND WAVEMETER		W1SNN	MAR	64
FLEXI-PLANE ANTENNA	FOR 2-METER HT'S	N1PL	MAR	80
CB TO 10 AND BEYOND	USE WITH 432 TRANSVERTER	WB3CDE	MAR	84

# NEW From 73 MAGAZINE

## THE 1982 EDITION GENERAL LICENSE STUDY GUIDE

by Timothy M. Daniel N8RK

This is the complete guide to the General License. Learning rather than memorizing is the secret. This is not a question-and-answer guide that will gather dust when the FCC issues a new test. Instead, this book will be a helpful reference, useful long after a ham upgrades to General. Includes up-to-date FCC rules and an application form.

ORDER yours today and talk to the world.

SG7358 \$6.95

The 1982 edition will be ready to ship in February.

\*Use the order card in the back of this magazine or itemize your order on a separate piece of paper and mail to: 73 Radio Bookshop • Peterborough NH 03458. Be sure to include check or detailed credit card information. No C.O.D. orders accepted. Add \$1.50 handling charge. Questions regarding your order? Please write to Customer Service at the above address. Please allow 4-6 weeks for delivery.

**FOR TOLL FREE ORDERING  
CALL 1-800-258-5473**

# VANI-PLATE



VEHICLE  
CALL SIGN PLATE  
- WEATHERPROOF -  
- DURABLE PLEXIGLAS -

YOUR CALL OR NAME IN ATTRACTIVE RAISED PLEXIGLAS LETTERS (SPECIFY BLACK OR WHITE) UP TO EIGHT WELDED ON A BLUE, WHITE, BLACK, RED OR BROWN PLEXIGLAS MOUNTING PLATE; OR CHOOSE THE ATTRACTIVE FLECK MOUNTING PLATE; SELECT FROM RED, GREEN, GOLD, BLUE OR SILVER COLOR.

STD VANI-PLATE - \$9.95 FLECK PLATE, ADD \$3.00 UPS CHARGE - \$1.95  
HEAVY CHROME FRAME - \$2.99 24-HOUR DELIVERY  
DELUXE CHROME FRAME - \$7.99

- SEND 25¢ FOR 1981 CATALOG -

VANI-PLATE COMPANY  
P.O. Box 136, W. Yarmouth, MA 02673 ✓437  
(617) 394-8595

# ALL BAND TRAP ANTENNAS!



RETUNED - COMPLETELY ASSEMBLED - ONLY ONE NEAT SMALL ANTENNA FOR UP TO 7 BANDS! EXCELLENT FOR CONGESTED HOUSING AREAS - APARTMENTS LIGHT - STRONG - ALMOST INVISIBLE!

FOR ALL MAKES & MODELS OF AMATEUR TRANSCEIVERS - TRANSMITTERS GUARANTEED FOR 2000 WATTS SSB 1000 WATTS CW INPUT FOR NOVICE AND ALL CLASS AMATEURS!

COMPLETE AS SHOWN with 90 ft. RG8B/U-52 ohm feedline, and PL259 connector, insulators, 30 ft. 300 Ω test lead and supports, center connector with built in lightning arrester and static discharge - molded, sealed, weatherproof, resonant traps 1" X 6" - you just switch to band desired for excellent worldwide operation - transmitting and receiving! Low SWR over all bands. - Tuners usually NOT NEEDED! Can be used as inverted V's - loops - in attic, on building tops or near roof tops. THE ONLY ANTENNA YOU WILL EVER NEED FOR ALL DESIRED BANDS - WITH ANY TRANSCEIVER - NEW - EXCLUSIVE! NO BALUNS NEEDED!

80-40-20-15-10-6 meter - 2 trap --- 104 ft. with 90 ft. RG8B/U - connector - Model 988BUA \$79.95  
40-20-15-10 meter --- 2 trap --- 54 ft. with 90 ft. RG8B/U - connector - Model 1008BUA \$78.95  
20-15-10 meter --- 2 trap --- 26 ft. with 90 ft. RG8B/U - connector - Model 1007BUA \$77.95

SEND FULL PRICE FOR POSTPAID INSURED DEL. IN USA (Canada is \$5.00 extra for postage - clerical, customs etc.) or order using VISA - MASTER CHARGE - CARD - AMER EXPRESS Give number and ex. date. Ph 1-308-238-5333 9AM - 6PM week days We ship in 2-3 days ALL PRICES WILL INCREASE

SAVE - ORDER NOW! All antennas guaranteed for 1 year 10 day money back trial if returned in new condition

Made in USA FREE INFO AVAILABLE ONLY FROM  
WESTERN ELECTRONICS Dept. A7-12 ✓80 Kearney, Nebraska, 68847

# ALL BAND TRAP ANTENNAS!

## Collins KWM-380



**SAVE up to \$1100**

on certain serial numbered units.  
Call for Price - Quantity Limited

Call TOLL FREE  
**1-800-558-0411**



## AMATEUR ELECTRONIC SUPPLY®

4828 W. Fond du Lac Avenue  
Milwaukee, Wisconsin 53216  
Phone: (414) 442-4200

Wisconsin WATS: 1-800-242-5195  
Nationwide WATS: 1-800-558-0411  
AES Branch Stores In: Clearwater, FL •  
Orlando, FL • Wickliffe, OH • Las Vegas, NV

## BARKER & WILLIAMSON MULTIBAND BEAMS

### Model 370-16

4 Element Tri-Band Beam  
Four working elements on each band 10, 15 and 20 meters. Twenty four foot boom permits optimum spacing for maximum forward gain and front to back ratio. All traps pretuned. Will handle 1000 watts-2000 watts P.E.P.


### Model 370-17

3 Element Tri-Band Beam  
Three working elements on each band 10, 15 and 20 meters. Sixteen foot boom provides excellent performance, yet lighter in weight. Will handle 1000 watts-2000 watts P.E.P.

Write for more details and other B&W products.



Barker & Williamson, Inc.  
10 Canal St. Bristol, PA. 19007 215-788-5581



### Model 370-18

2 Element Tri-Band Beam  
Designed for portable and lightweight. Two working elements on each band 10, 15 and 20 meters. The 6.5 foot boom can be easily raised on an inexpensive mast and operated with a standard T.V. rotator. Will handle 1000 watts-2000 watts P.E.P.



# Radio Bookshop

NEW from **73**

## THE NEW WEATHER SATELLITE HANDBOOK



BY DR. RALPH E. TAGGART

Here is the completely updated and revised edition of the best-selling **Weather Satellite Handbook**—containing all the information on the most sophisticated and effective spacecraft now in orbit. Dr. Taggart has written this book to serve both the experienced amateur satellite enthusiast and the newcomer. The book is an introduction to satellite watching, providing all the information required to construct a complete and highly effective ground station. Not just ideas, but solid hardware designs and all the instructions necessary to operate the equipment are included. For the thousands of experimenters who are operating stations, the book details all procedures necessary to modify their equipment for the new series of spacecraft. Amateur weather satellite activity represents a unique blend of interests encompassing electronics, meteorology and astronautics. Join the privileged few in watching the spectacle of earth as seen from space on your own monitoring equipment. Order BK7383 \$8.95

**SAVE \$2.95**

### WEATHER SATELLITE HANDBOOK (first edition)

By Dr. Ralph E. Taggart WB8DQT. Valuable information in this first edition *is not included* in Dr. Taggart's just published book, **The New Weather Satellite Handbook** (see above). Chapters such as "How to Build an Electric Timer for Satellite Tracking" and "Building an Automatic Control for the Satellite Receiving Station" will no longer be available when this edition is out of print. This is a good entry level text for those discovering the exciting new use of weather satellites. Regular price: \$4.95. **SPECIAL PACKAGE PRICE--BOTH BOOKS FOR ONLY \$10.95, SAVE \$2.95!** (This offer available only while supplies last.) Order WS7300 and receive both editions of the Weather Satellite Handbook for only \$10.95 (plus \$1.00 shipping and handling charge).

\*Use the order card in this magazine or itemize your order on a separate piece of paper and mail to: 73 Radio Bookshop • Peterborough NH 03458. Be sure to include check or detailed credit card information. Add \$1.50 first book, \$1.00 each additional book, \$10.00 per book foreign airmail. Note: Prices subject to change on books not published by 73 Magazine. Questions regarding your order? Please write to Customer Service at the above address. Please allow 4-6 weeks for delivery. No C.O.D. orders accepted. For Toll Free ordering call 1-800-258-5473.

## WORK THE U.H.F. BANDS

Add a transverter or converter to your existing 10m, 6m or 2m equipments. Choose from the largest selection of modules available for DX, OSCAR, EME, ATV

### TRANSVERTERS



MMT 50-144 \$234.95  
MMT 144-28 \$219.95  
MMT 432-28 (S) \$319.95  
MMT 439-ATV \$379.95  
MMT 1296-144 \$399.95  
OTHER MODELS AVAILABLE

### CONVERTERS

Choose from many models to suit your needs.  
Examples: MMC 432-28, MMC 426/439—ATV  
MMK 1296-144, MMC 1280—ATV

Write for details and available options.


### FILTERS



Prevent OSCAR 8 Mode J desense  
Use MMF200-7 \$42.95  
Stop receiver IMD birdies  
Use PSF432 \$59.95

### ANTENNAS

420-450 MHz J-beams  
48 el. 15.7 dBd \$75.75  
88 el. 18.5 dBd \$105.50



1250-1300 MHz loop yagi 1296-LY \$49.75

70/MBM 48

Send 36¢ stamps for full details of all our VHF/UHF items.

Pre-selector filters  
Low-pass filters  
Varactor triplers  
Pre-amplifiers

Transverters  
Converters  
Antennas  
Crystal Filters



**si**

Spectrum International, Inc.  
Post Office Box 1084S  
Concord, Mass. 01742 USA

✓ 436

# MOVING?

Let us know 8 weeks in advance so that you won't miss a single issue of 73 Magazine.

Attach old label where indicated and print new address in space provided. Also include your mailing label whenever you write concerning your subscription. It helps us serve you promptly. Write to:

**73** magazine

Subscription Department  
P.O. Box 931  
Farmingdale NY 11737

- |   |   |
|---|---|
| <input type="checkbox"/> Address change only    | <input type="checkbox"/> Payment enclosed |
| <input type="checkbox"/> Extend subscription    | <input type="checkbox"/> Bill me later    |
| <input type="checkbox"/> Enter new subscription | <input type="checkbox"/> 1 year \$25.00   |

*If you have no label handy, print OLD address here.*

**AFFIX LABEL**  
Name \_\_\_\_\_ Call \_\_\_\_\_  
Address \_\_\_\_\_  
City \_\_\_\_\_ State \_\_\_\_\_ Zip \_\_\_\_\_

*print NEW address here:*

Name \_\_\_\_\_ Call \_\_\_\_\_  
Address \_\_\_\_\_  
City \_\_\_\_\_ State \_\_\_\_\_ Zip \_\_\_\_\_

31DB6

**Ever tried to read computer sales literature?  
 Ever tried to talk to a computer salesman?  
 Ever tried to make a decision about  
 which computer to buy?**

Yes... then you know what frustration is. Help is on its way. Desktop Computing premier this fall. The first and only computer magazine written in plain English. Preposterous? Not at all. It is possible to explain computers without all the "computerese." That is what Desktop Computing will do each month. Send the card today for a no-risk subscription that will give you the kind of understandable, useful information on computers you've been waiting for.

Why do you need a plain-English explanation of desktop computers? Because they have just come of age and are saving thousands of businessmen like you an amazing amount of money. They not only save money, do things faster, provide access to more information, allow a smaller staff to do more work, they also allow you to get into services for your customers which were not practical before. You can provide more services at lower cost. To get in on the savings and expanded customer services, you need information. Desktop Computing will bring you that information. Desktop Computing will cut through all the technical hocus-pocus.

In this time of high interest rates, a truly low cost desktop computer system (usually a micro-computer system) is a welcome event. Let Desktop Computing explain what these systems can do for you. The subscription price is \$25 a year

but as a charter subscriber you can get the first year for only \$17.97, totally tax deductible.

Call toll-free:  
 (800) 258-5473  
 or mail the coupon below.



Here's a look at some of the articles \$17.97 will bring you.

- When a small Business Computer Arrives, What Happens to the Small Business?
- Letter to Hemingway RE: Word Processing
- Professional & Small Business Microcomputers: Buying, Using and Fixing a System.
- Adequate Backup: Protecting the Data in Your Computer.

Wayne Green, the publisher of Desktop Computing (and also of Kilobaud Microcomputing and 80 Microcomputing—both successful computing publications) has gone through both the agony and joys of working with computers. He has lost a quarter of a million on a mainframe big boy computer only to come out on the other side with all the frustration necessary to run a 200 employee publishing firm on several TRS-80's.

Wayne has a reputation for being honest and unafraid. He'll make sure you get the truth. In the meeting introducing the idea of Desktop Computing to his staff Wayne said,

"Our objective is to be the only computing magazine written in plain English."

So that is what you'll be getting—honesty and directness. Desktop Computing will give you all the information you need on computers in plain English.

This charter subscription is available for a short time only. Send the card today for the premier issue—October 1981—and get the information you've been needing for only \$17.97.

**Desktop Computing**  
A WAYNE GREEN PUBLICATION

**Relief is here for only \$17.97**

**YES** Sign me up as a Charter Subscriber to Desktop Computing. I will get one year of the only computing magazine written in plain English for \$17.97 (a savings of 50% off the newsstand). My subscription will begin with the premier issue—October 1981 Offer Expires December 31, 1981  
Your first issue will be arriving by mid-October 1981.

Canadian 1 yr. only/US funds \$19.97 Foreign 1 yr. only/US funds \$29.97

NAME \_\_\_\_\_

ADDRESS \_\_\_\_\_

CITY \_\_\_\_\_ STATE \_\_\_\_\_ ZIP \_\_\_\_\_

SIGNATURE \_\_\_\_\_ EXPIRE DATE \_\_\_\_\_

CARD # \_\_\_\_\_ INTERBANK # \_\_\_\_\_

Desktop Computing  
 80 Pine Street Peterborough, NH 03468

31DC6

# Clegg is



# Headquarters!



IC-2AT



IC-22U



IC-251A



IC-3AT



IC-25A



IC-720A



IC-730



IC-290A


**Call or write today for delivery of your favorite ICOM Transceiver.**

Clegg also stocks a complete line of Antennas, Power Supplies, Amplifiers & related accessories for your station.

# Clegg

Communications Corp.  
1911 Old Homestead Lane  
Greenfield Industrial Park East  
Lancaster, PA 17601  
(717) 299-7221 ✓13

CAN 20% BE WRONG?



A recent survey showed that 20% of the 73 subscribers also read Kilobaud MICROCOMPUTING magazine . . . and enjoy it. This is the best way to learn and keep up with the rapidly developing world of microcomputers. There's nothing to be afraid of, you just have to read an interesting magazine and you'll learn. Try a subscription to Kilobaud MICROCOMPUTING and see for yourself.

- New subscription     Renewal     12 issues for \$25.00  
 Payment enclosed \$ \_\_\_\_\_     24 issues for \$38.00  
 VISA     MC     AE     Bill me     36 issues for \$53.00

Card # \_\_\_\_\_ Interbank # \_\_\_\_\_  
 Signature \_\_\_\_\_ Exp. date \_\_\_\_\_  
 Name \_\_\_\_\_  
 Address \_\_\_\_\_  
 City \_\_\_\_\_ State \_\_\_\_\_ Zip \_\_\_\_\_

—for even faster ordering service call toll free (800) 258-5473

Canadian: \$27, one year only, U.S. funds. Other foreign: \$35, one year only, U.S. funds. Please allow 6-8 weeks for delivery. 31DB6

MICROCOMPUTING • POB 997 • Farmingdale NY 11737

# 80 microcomputing<sup>T.M.</sup>

Send me one year of 80 Microcomputing for just \$15. (I save over 37% )

- I prefer 2 years for \$24. (I save 50% )  
 I prefer 3 years for \$36. (I save 50% off the newsstand price.)

**The magazine for today's biggest selling computer.**

- New subscription     Renewal  
 Payment enclosed \$ \_\_\_\_\_     Bill me  
 Visa     Master Charge     Am Express

Card # \_\_\_\_\_  
 Interbank # \_\_\_\_\_ Exp. date \_\_\_\_\_  
 Signature \_\_\_\_\_  
 Name \_\_\_\_\_  
 Street \_\_\_\_\_  
 City \_\_\_\_\_ State \_\_\_\_\_ Zip \_\_\_\_\_

Canada same as US rates, in US funds (TRS-80 is a trademark of Tandy Corp) Other foreign, \$20 one year only, US funds

31DB6

80 Microcomputing • POB 981 • Farmingdale NY 11737

## Alaska Microwave Labs

4335 EAST FIFTH STREET ANCHORAGE  
ALASKA 99504 (907) 338-0340 DEPT 73

<p>USE WATT 20 given Cap Resistors \$1.50 Cap Condensers 60¢</p> <p><b>TRANSISTORS</b></p> <p>MSF 301 Pr 45 Gz \$3.00 MSF 311 Pr 50 Gz \$4.00 EPR 31 Pr 50 Gz \$3.00 NEC 02757 Pr 45 Gz \$3.25 NEC 02765 Pr 45 Gz \$5.00 NEC 64573 Pr 25 Gz \$14.00 NEC 64573 Pr 25 Gz \$14.00</p> <p><b>IC'S</b></p> <p>MWA-110 \$8.25 MWA-120 \$8.70 MWA-130 \$9.20 MWA-320 \$10.00 NEC ME 5421 \$13.30 NE 5694 PLL \$7.45 NE 5421 US \$1.75 ME 1358 (CA 30P) 2.50</p> <p><b>RF CABLE</b></p> <p>1/4" 50Ω Rigid 1/2" 50Ω Rigid 1" 50Ω Rigid</p> <p><b>HOT CARRIER DEVS</b></p> <p>ME 10 \$4.00 NO 41 \$2.00 44-1 \$2.00</p> <p><b>PISSIN TRIMMERS</b></p> <p>TRMO (200-01M) \$2.50 3-15pf / 5-3pf / 1-8pf</p>	<p><b>GAAS FETS</b></p> <p>MSF 1400 \$19.00 MSF 142 \$14.00 MSF 1700 \$14.00 NEW!</p> <p><b>CAPACITORS</b></p> <p>500pf 50¢ 1000pf 50¢ 200pf 50¢ 470pf 50¢ 100pf 50¢</p> <p><b>COAX CONNECTORS</b></p> <p>RAE CUMMINS 302A \$1.95 SMA PLUG RC-08 \$1.95 SMA CUMMINS 302A \$4.10 SMA CUMMINS 302R \$4.50 SMA CUMMINS 302L \$4.75 SMA PLUG \$4.75 SMA PLUG \$4.75 TYPE 'N' PLUG \$3.75 TYPE 'N' WAVE \$2.25</p> <p><b>DUAL GATE MOSFET</b></p> <p>RCA 4073 \$4.00</p> <p><b>SILVER PLATING</b></p> <p>1/2" 50Ω RIGID 1/2" 50Ω RIGID 1/2" 50Ω RIGID 1/2" 50Ω RIGID</p> <p><b>MIXERS</b></p> <p>37-42 Gz \$300.00 10-18 to 21 Gz \$100.00 10-18 to 21 Gz \$100.00 9-13 Gz \$85.00</p> <p><b>VTO'S</b></p> <p>V72-T1 \$98.00 V72-T2 \$98.00 V72-T3 \$98.00 V72-T4 \$98.00 V72-T5 \$98.00 V72-T6 \$98.00 V72-T7 \$98.00 V72-T8 \$98.00 V72-T9 \$98.00 V72-T10 \$98.00</p>
---	---

OPEN 8PM EST CLOSED 8PM PST  
ORDERS ARE POSTAGE PAID  
COD-VISA-MASTERCHARGE  
IF YOU DO NOT SEE  
WHAT YOU WANT ASK

GOT A BATTERY EATER??



BATTERY EATER??

!!!!!!

YOU NEED A BATTERY-BEATER!!!

(Radio not included)

## BEAT YOUR BATTERIES!

OPERATE your SYNTHESIZED HT CONTINUOUSLY from any 12-30V D.C. source: Auto, Truck, RV, Light Aircraft (12 or 28V system), Home D.C. Power Supply!!! STEWART'S New "BATTERY-BEATER" provides the proper REGULATED voltage for your rig and plenty of current for CONTINUOUS FULL POWER TRANSMIT! All day travel, all evening Simplex Net with NO QRT TO RE-CHARGE! TRANSMIT EVEN WITH DEAD NiCads!!!!

- NOT a battery charger but a FULL POWER SOURCE with TWO PROTECTION CIRCUITS!
  - RUGGED ALUMINUM CASE! NEW, IMPROVED MODEL FOR ICOM! SO TOUGH THE AVERAGE MAN CAN STAND ON IT!
  - YOUR NiCads REMAIN IN PLACE! Simply unplug for INSTANT PORTABILITY!!
  - DESIGNED by an engineer from NASA's Jet Propulsion Laboratory with components rated 50X beyond requirements!
  - PRE-WIRED JACK for your radio with detailed, step-by-step installation instructions.
  - TWO 5 FT. POWER CORDS - 10 FT. TOTAL REACH! VELCRO pads to mount anywhere! 1 FULL YEAR WARRANTY!!
  - NO INTERFERENCE with PL's! LONGER LIFE FOR NiCads!
  - The ONLY accessory power supply that can claim all these exciting features, and more!!
  - NOW AVAILABLE FOR TEMPO S-1,2,5;
  - YAESU FT-207R; ICOM IC-2A/T; WILSON MK II, MK IV; SANTEC HT-1200! (MEMORY RIGS RETAIN MEMORY!!)
  - PRICE: ALL MODELS- \$30.00 Post Paid. Ca. Res. add \$1.00 Tax. C.O.D.'s- You pay Postage and COD fees.
  - PHONE: 1-213-257-7875 for C.O.D.
- STEWART QUADS P.O. Box 2535 IRVINGDALE, CA. 91706

## SAVE \$\$ on ROBOT



Model 800 SPECIALTY MODE TERMINAL  
Regular \$895 - Sale \$799.95



Model 400 SSTV SCAN CONVERTER  
Regular \$795 - Sale \$699.95

- RF-1 RF modulator board ..... \$ 29.00
  - RCA TC-1000 B/W CCTV camera ..... Sale 239.95
  - RCA TC-1110 9" B/W TV monitor ..... Sale 184.95
- Order direct from this ad - send Check or Money Order. To expedite prompt shipment, Call TOLL FREE and use MASTERCARD or VISA; phone COD orders accepted.



**AMATEUR ELECTRONIC SUPPLY®**  
4828 W. Fond du Lac Ave; Milwaukee, WI 53216  
Phone (414) 442-4200 • Wis. WATS 1-800-242-5195  
Nationwide WATS: 1-800-558-0411  
AES Branch Stores in: Clearwater, FL • Orlando, FL • Wickliffe, OH • Las Vegas, NV

# Are You a Big Gun Contester?

The small number of elite operators at the top of the list when the results are published know what it takes to win a major contest... do you? These winners reveal their secrets in THE CONTEST COOKBOOK by N6OP. You will find 170 pages of suggestions for the first-time contester as well as tips that will increase the score of a seasoned operator. Domestic, DX, and specialty contests are all discussed... complete with photographs and diagrams that show the equipment used by the top scorers. Winning a contest means more than having a kilowatt and a beam—it takes a good operator with lots of determination. Don't settle for being a Little Gun... order THE CONTEST COOKBOOK today by using the order card in this magazine. Send a check for \$5.95 plus \$1.50 for the first book, \$1.00 each additional book and \$10.00 per book foreign airmail, or include detailed credit card information. Sorry, no C.O.D. orders accepted.

GET READY NOW FOR THE CONTEST SEASON!

CALL TODAY 1-800-258-5473



Wayne Green Books, Attn. Mail Order, Peterborough, NH 03458

A WAYNE GREEN PUBLICATION

# GOTHAM ANTENNAS

(813) 584-8489



## SMALL LOT TRAP DIPOLES ✓ 417

MODEL	BANDS	LGTH	PRICE
TSL 8040	80.40	78'	\$49.95
TSL 4020	40.20, 15	40'	\$47.95

## SMALL LOT SHORTENED DIPOLES

MODEL	BANDS	LGTH	PRICE
SL-8010	80.40, 20.20, 15.10	75'	\$59.95
SL-160	160	130'	\$36.95
SL-80	80	63'	\$35.95
SL-40	40, 15	33'	\$34.95

## FULL SIZE PARALLEL DIPOLES

MODEL	BANDS	LGTH	PRICE
FPD-8010	80.40, 20.20, 15.10	130'	\$49.95
FPD-4010	40.20, 15.10	63'	\$44.95

## NEW! PORTABLE VERTICAL IDEAL FOR APARTMENTS, CAMPING, TRAILERS!

Folds to 5' Package. No Radials. Required Fully Assembled. Full Legal Limit 1:1 VSWR

MODEL	BANDS	HGHT	PRICE
PV-8010	80-10	13'	\$59.95

## PROVEN DESIGN - GOTHAM ALL BAND VERTICALS

MODEL	BANDS	LGTH	PRICE
V-160	160, 80, 40, 20, 15.10, 6	23'	\$39.95
V-80	80, 40, 20, 15.10, 6	23'	\$37.95
V-40	40, 20, 15, 10, 6	23'	\$35.95

## FAMOUS GOTHAM QUADS

2 Elements - 3 Bands Complete \$119.95

## CHAMPIONSHIP GOTHAM BEAMS

Full Size Complete from \$79.95

CALL OR SEND LARGE SASE FOR CATALOG. Shipping: Dipoles & Verticals \$2.50 USA; \$7.00 Canada; \$5.00 FPO. APO Beams & Quads Shipped UPS or Freight Collect. Fla. add 4% Sales Tax  
P.O. Box 776 • Largo, FL 33540

# RF POWER

## ONE BILLION WATTS IN STOCK

Your One Stop Source for RF Power Tubes and Transistors

## CHRISTMAS SPECIALS

3-400Z	\$100.00	5894B	\$ 55.00
3-500Z	95.00	6146B	7.50
3-1000Z	350.00	6146W	14.00
4CX250B	54.00	8643	85.00
6LF6	5.50	8873	206.00
6MJ6	6.33	8874	206.00
12BY7	2.25	8875	206.00
572B	35.50	8908	12.50
811A	11.00	8950	9.95

## RF TRANSISTORS

2-30 Mhz			
RF23, RF13 (RFG)	50W	12.5V	14.00
(Premium Replacement for MRF450 & MRF450A)			
RF43, RF33 (RFG)	70W	12.5V	15.00
(Premium Replacements for MRF455 & MRF455A)			
CD2545 (CTC)	50W	12.5V Flange	15.00
SD1451 (SSM)	60W	12.5V Flange	15.00
SD1076 (SSM)	80W	12.5V Flange	19.88
RF85 (RFG)	80W	12.5V Flange	17.50
MRF458 (MOTO)	80W	12.5V Flange	19.88

## VHF

150-175 Mhz			
B40-12 (CTC)	40W	12.5V Stud	16.00
2N5591 (SSM)	25W	12.5V Stud	10.50
2N6063 (SSM)	25W	12.5V Stud	9.96
2N6067 (SSM)	40WPNP	12.5V Flange	15.95
MRF247 (MOTO)	75W	12.5V Flange	33.00
SD1416 (SSM)	70W	12.5V Flange	27.50
RF13, RF23 also replaces 2N6064-MRF224			14.00

## UHF

460-512MHz			
2N5946 (SSM)	10W	12.5V Stud	12.95
MHW710-2 (MOTO)	13W	12.5V Module 19 db Gain	59.00
CM60-12A (CTC)	80W	12.5V Flange	42.95

MINIMUM ORDER \$30.00

CALL TOLL-FREE 800-845-2322

(N.Y. State 516-536-8868)

Include \$3.00 for U.P.S. Charges.

# R F Gain, Ltd.

100 Merrick Road Rockville Centre,  
New York 11570 ✓ 42  
TWX 510-225-7508

## FILTER CASCADING WORKS!

You can get significantly better performance from your Receiver by improving its IF filtering. The most cost-effective way to do this is to place a superior 8-pole SSB filter essentially in series (or Cascade) with the original unit. The resulting increase in the number of poles of filtering to as many as 16 causes a dramatic increase in selectivity and reduction of adjacent channel QRM. The authors of the following major articles all stress the effectiveness of FOX-TANGO filters in this application and comment on its simplicity: easy soldering; no drilling, no switching, and no panel changes. As a bonus, CW performance is improved as well as SSB, at no extra cost or effort!

Recent Magazine Articles on Filter Cascading  
YAESU FT-901/902. See "73", Sept. 1981  
HEATH SB104A See "Ham Radio", April 1981  
KENWOOD TS820 See "CQ", March 1981

Read the original article or send \$1 to FoxTango for complete details of the one that interests you. To make the modification, order the appropriate cascading kit from below. Each contains the parts specified in the article, the recommended Fox-Tango filter, and complete instructions.

## FOX-TANGO Cascading Kits in Stock

YAESU FT-901/902 Series ..... \$60  
HEATH SB104A Series ..... \$60  
KENWOOD TS820 Series ..... \$65 w/mini amp.  
\*KENWOOD TS520 Series ..... \$65 w/mini amp.  
\*YAESU FT-101 Series (not ZD) \$65 w/casc bd  
\*Proven mods based on articles in preparation

Shipping via Airmail: \$2 US/Canada, \$5 Elsewhere  
Florida Residents: Add 4% sales tax

FOX-TANGO stocks the widest variety of custom-made time-tested crystal filters available from any source for Yaesu, Kenwood, Heath, Drake, and Collins rigs. Cascading is only one application for these filters. Others include replacing outdated or inferior original units, filling spots provided for optional filters, or adding extra filters using diode switching boards if the "spots" are filled. However, since the degree of improvement depends upon the quality of the filter used, cheap substitutes are no bargain! FOX-TANGO has never spared expense or effort to make its filters the very BEST and guarantees satisfaction - plus fast, friendly, knowledgeable, personalized service. For information about our complete line, including SSB, CW and AM filters, phone or write for our free brochure. Specify the set you want to improve.

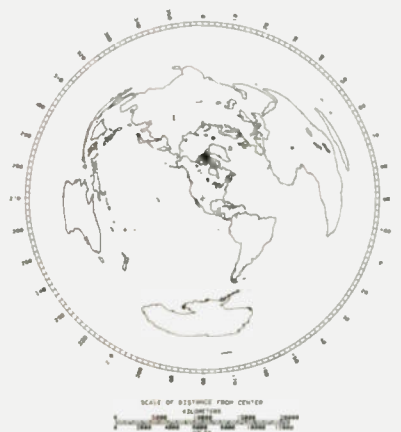
We welcome mail or phone orders and accept payment by VISA, MASTERCHARGE, M.O., Check, Cash, or C.O.D. (at your expense).

## FOX TANGO CORPORATION

Since 1971, By and For Radio Amateurs  
Box 15944S, W. Palm Beach, FL 33406  
Phone: 1-305-683-9587 ✓ 323

# COMPUTERIZED GREAT CIRCLE MAPS

NEAR AZIMUTHAL EQUIDISTANT MAP CENTERED ON N5KR



- Great Circle Map Projection •
- Centered on your exact QTH •
- Calculated and drawn by computer •
- 11 x 14 inches • Personalized with your callsign • \$12.95 ppd. • (Air Mail add \$2.00) • Beam Heading Printout with bearings to 660 locations, \$9.95 • Great gift idea, too!

Bill Johnston, N5KR

✓ 471 Dept. T  
1808 Pomona Drive  
Las Cruces, New Mexico 88001

# ANTECK, INC.

STAINLESS STEEL WHIP - FIBERGLASS LOADING COIL  
- PATENT APPLIED. NO COILS TO CHANGE.  
- LESS THAN 1.5 VSWR (ENTIRE TUNING RANGE)  
TUNE 3.2 TO 30 MHz FROM THE OPERATORS POSITION  
- FAST AND SLOW SCAN RATES

The Model MT-1RT mobile antenna tunes 3.2 to 30 MHz inclusive. 750 watts CW, 1500 watts PEP for hams, military, MARS, CAP, and commercial service. Center loaded for high efficiency. Enables tuning to exact resonance to wanted frequency. Allows full output from solid state finals. No worry about reduced output from shut down circuits. Output is unaffected by moisture and the elements. Tuned by a control box at the operator's position. Mast section contains a double action hydraulic cylinder driven by two miniature hydraulic pumps and 12 volt DC motors for positive control. No creeping during operation or mobile motion. Can be removed up to 500 ft. from antenna.

MT-1RT amateur net \$240.00  
MT-1RTR (retro kit for all MT-1's) \$118.00  
MT-1 amateur net 129.95  
MT-1A (marine) stainless steel \$179.95

9.00 UPS shipping in U.S.  
7.00 UPS in U.S.  
7.00 UPS in U.S.  
7.00 UPS in U.S.

✓ 358

Route 1, Box 415  
ANTECK, INC. Hansen, Idaho 83334 208-423-4100



# Take your favorite H.T. out for a drive tonight.

VISA or MASTERCARD for same day shipment.

For \$64.95 you get the most efficient, dependable, fully guaranteed 35W 2 meter amp kit for your handy talkie money can buy. Now you can save your batteries by operating your H.T. on low power and still get out like a mobile rig. The model 335A produces 35 watts out with an input of 3 watts, and 15 watts out with only 1 watt in. Compatible with IC-2AT, TR-2400, Yaesu, Wilson & Tempo! Other 2 meter models are available with outputs of 25W and 75W, in addition to a 100W amplifier kit for 430MHZ.



382  
**Communication Concepts Inc.** 2648 N. Aragon Ave., Dayton, OH 45420  
 (513) 296-1411

## \*\*\*\*\* A STAR IS BORN \*\*\*\*\*

- ★ Ideal for Novices, SWL's and seasoned amateurs
- ★ Built-in code practice oscillator & speaker
- ★ 12 VDC Operation or 120 VAC with adapter provided
- ★ Optional serial/parallel ASCII output port



- ★ Copies Morse, Baudot & ASCII codes
- ★ Two optimized Morse ranges
- ★ Digital & Analog filtering with 16 db AGC
- ★ Automatic speed tracking 3 - 70 WPM


Call or write for brochure or order direct.

CODE★STAR™ Kit ..... CS-K \$169.95  
 CODE★STAR Wired ..... CSF \$249.95  
 Optional ASCII Output Port Kit ..... CS-1K \$69.95

Send check or money order. Use your VISA or MasterCard. Add \$5.00 shipping and handling for continental U.S. Wisconsin residents add 4% State Sales Tax.

*Microcraft*

Corporation ✓50 Telephone: (414) 241-8144  
 P. O. Box 513G, Thiensville, Wisconsin 53092



## OUR NEW BANDPASS-REJECT DUPLEXERS WITH EXCLUSIVE B<sub>p</sub>B<sub>r</sub> CIRCUIT FILTERS

provides superior performance, especially at close frequency spacing. Models available for all commercial and ham bands. Special prices for amateur repeater clubs.



**WACOM PRODUCTS, INC.**

P.O. BOX 7127 • WACO, TEXAS 76710  
 817/848-4435

## APPLIED INVENTION

THE SOURCE FOR SOLID STATE / STATE-OF-THE-ART

### GaAs FETS by MITSUBISHI NOW!! EVEN LOWER PRICES

VHF through 18 GHz  
 MGF 1200 \$13.00 MGF 1400 \$19.00 MGF 1402 \$33.75  
 MGF 1412 (0.8db NF at 4GHz) \$61.00  
 MGF 1403 (1.8db NF at 12 GHz) \$108  
 In stock. Complete data. Quantity discounts.

### Microwave Modules

MITSUBISHI X Band very high stability (0.12MHz °C) Dielectric Resonator stabilized GaAs FET oscillators  
 FO 1012X 12.0 GHz tuneable 0.15 GHz, 15mw \$37.50 (use as LO for 12 GHz TVRO)  
 FO 1010X 10.4 GHz tuneable 0.15 GHz, 15mw \$37.50  
 FO UP11KF heterodyne receiver, with Shockley mixer diode  
 LO 10.468 GHz tuneable 0.15GHz, high or low injection IF of DC to 150 MHz \$34.50  
 All oscillators can be optically FM'd with IR 15 dB Horn antennas (WR-90 flange) \$16.00

PLESSEY K Band Gunn sources and detectors  
 Inquire for data and pricing

### Components

MICROWAVE CHIP CAPACITORS VITRAMON  
 Vee Jim 7800 series for bypass coupling  
 7800P7G08 1.1 1.7GHz; 7800P7G04 1.3 2.6GHz  
 7800P7G01 2.6 4.2GHz  
 5 for \$5.00 No mixing Data provided

SOLDER IN DISK CAPACITORS for VHF UHF bypassing  
 RMC JF series 100.220.470.680pf 10 for \$2.50

OPTOELECTRONICS from Siemens  
 LD271 High efficiency infrared LED \$0.75  
 BPW34 Fast large area PIN photo diode \$3.00  
 THERMOELECTRIC COOLERS  
 MELCOR FRIGICHP Send for Data and Price

MINIMUM ORDER  
 \$5.00 ADD \$2.00 POSTAGE & HANDLING  
 N.Y. STATE RESIDENTS ADD 8% SALES TAX  
 SEND SASE FOR CATALOG

R.D.2 ROUTE 21 HILLSDALE, NY 12529  
 518-325-3911 ✓71

## \*\*\*\*\* NEW \*\*\*\*\*

## INSERT PRODUCTS



At last, a tastefully done, Official-looking, 8X10 certificate, originated to enhance your Amateur Radio Station License. The area reserved for the license is artfully bordered and pre-slotted at the corners.

With the insertion of your license, this certificate becomes a handsome addition to the walls of your shack, and a great new way to preserve and display your station license. (U.S. License only)

To receive your personalized certificate, print your name, call, address and zip, send \$3.00 check or money order, postage and handling paid 50 states.

FRANK J. DOWLING KD6AK  
 P.O. BOX 6  
 ROSEMEAD, CALIFORNIA 91770

## SMP 2300 mHz

- LNA-1 \$44.95 2300 2 stage preamp. Use with UCC-1, SMC-1, SMC-2, & other converters.
- UCC-1 \$35.00 Basic downconverter, complete kit. Has RF amp, Mixer, IF amp
- UCC-2 \$42.00 UCC-1 with HOT-1 transistor.
- SMC-1 \$43.00 Deluxe Introduction to Microwave package. Includes UCC-1, very detailed step by step assembly manual, more parts, the Microwave Antenna Cookbook. Lots of information on performance.
- SMC-2 \$50.00 SMC-1 package with the HOT-1 transistor.
- PER-1 \$11.95 Broadband 2nd IF Amplifier, compensates for long coax runs and poor TV front end noise figure. 2/\$20.00 3/\$29.00
- ANT-1 \$7.95 2300 mHz Microwave Antenna Cookbook. 2nd revision, greatly expanded. Includes coupon worth \$5.00 towards any \$25.00 purchase. The Original.
- ANT-2 \$20.00 Disks and spacers for 32 element, 18db gain antenna
- HOT-1 \$10.00 NE64535 High performance RF amplifier transistor, specifications. Improves UCC-1 or SMC-1. 2/\$19.00
- TU-8 \$44.95 Deluxe PS kit, includes case, PER-1 will mount inside.
- TU-8A \$54.95 PS with PER-1.
- MOD-2 \$9.00 Fix kit for brand-X converters.

Send SASE for catalog of other kits and parts.

All prices postpaid in US. VISA & MC on orders over \$40. COD add \$3. Va residents add 4% sales tax. Orders (703) 255-2918 Alaska, Hawaii, Virginia only.


1-800-368-3028

## SMP

Superior Microwave Products, Inc.  
 P.O. Box 1241  
 Vienna, VA 22180 ✓376

# RADIO BOOKSHOP

## FOR THE NOVICE



### NEW, UPDATED EDITIONS OF OUR FAMOUS NOVICE LICENSE STUDY GUIDE AND NOVICE STUDY TAPES

● **NOVICE STUDY GUIDE**—SG7367—by Timothy M. Daniel N8RK. Here is the most up to date novice guide available. It is complete with information about learning Morse Code, has the latest FCC amateur regulations and the current FCC application forms. This guide is not a question/answer memorization course but rather it emphasizes the practical side of getting a ham license and putting a station on the air. It reflects what the FCC expects a Novice to know without page after page of dull theory. The most current information still available at last year's price. \$4.95

● **NOVICE STUDY TAPES**—CT7300—If you are just getting started in ham radio, you'll find these tapes indispensable! This up-to-the-minute revision of the 73 Study Course is the perfect way to learn everything you need to breeze through the Novice written exam. Theory, FCC regulations, and operating skills are all covered, and you'll be amazed at how fast you learn using these tapes!

Once the test is behind you, these tapes will go right on being useful, because they are packed with the latest information on setting up your own ham station, and getting on the air.

Thousands of people have discovered how easy learning from cassette can be—order now and enter the fascinating world of ham radio!—Set of 3—\$15.95.\*

Scientists have proven that you learn faster by listening than by reading because you can play a cassette tape over and over in your spare time—even while you're driving! You get more and more info each time you hear it. You can't progress without solid fundamentals. These three hour-long tapes give you all the basics you'll need to pass the Novice exam easily. You'll have an understanding of the basics which will be invaluable to you for the rest of your life! Can you afford to take your Novice exam without first listening to these tapes?

**SPECIAL OFFER! Both Novice License Study Guide and Novice Study Tapes \$19.95. Order NP7300.**

## OTHER STUDY GUIDES


● **EXTRA CLASS LICENSE STUDY GUIDE**—SG1080—Before going for your 1 x 2 call, it pays to be a master of the Extra class electronics theory. This study guide is the logical extension of the 73 theory course. All the theory necessary to pass the exam is presented. Antennas, transmission lines, SWR are discussed, as well as noise, propagation, and specialized communication techniques. This book is not a classroom lecture or memorization guide, but rather a logical presentation of the material that must be understood before attempting the Extra exam. Save yourself a return trip to the FCC and try the 73 method first! \$5.95.\*

● **ADVANCED CLASS LICENSE STUDY GUIDE**—SG1081—Ready to upgrade your license? To prevent retaking the FCC theory exam, you need the 73 Advanced theory guide. SSB, antenna theory, transmitters, and electronics measuring techniques are covered in detail in this easy-to-follow study guide. Special modes and techniques, such as RTTY, are also treated. An engineering degree is not necessary to master the Advanced theory—try this book before visiting the examiner's office! \$6.95.\* (Published by TAB Books previous to recent changes in FCC exam material.)

## FOR YOUR HAMSHACK—

● **QSL CARDS**—73 turns out a fantastic series of QSL cards at about half the cost of having them done elsewhere because they are run as a fill-in between printing books and other items in the 73 Print Shop. 250 Style W—QW0250—for \$8.95\*; 500 Style W—QW0500—for \$13.95\*; 250 Style X—QX0250—for \$8.95\*; 500 Style X—QX0500; 250 Style Y—QY0250—for \$8.95\*; 500 Style Y—QY0500—for \$13.95.\* Allow 6-12 wks. for delivery.

● **LIBRARY SHELF BOXES**—These sturdy white, corrugated, dirt-resistant boxes each hold a full year of 73, *Kilobaud Microcomputing* or *80 Microcomputing*. With your order, request self-sticking labels for any of the following: 73, *Kilobaud Microcomputing*, *80 Microcomputing*, *CQ, QST, Ham Radio, Personal Computing, Radio Electronics, Interface Age, and Byte*. Order 1—BX1000—for \$2.00\*; order 2-7—BX2002—for \$1.50 each\*; order 8 or more—BX1002—for \$1.25 each\*.



Style Y



Style W



Style X

● Preserve and protect your collection for a lifetime! Order these handsome red binders with gold lettering. \$7.50 for 1, 3 for \$21.75, 6 for \$42.00. (Postpaid within USA, please add \$2.50 per order outside USA.) Check or money orders only, no phone or C.O.D. orders. 73 Binders, P.O. Box 5120, Philadelphia, PA 19141.

\*NOTE—Above address for Binders only.

## 73 CODE TAPES ANY FOUR TAPES FOR \$15.95! \$4.95 EACH

### "GENESIS"

5 WPM—CT7305—This is the beginning tape for people who do not know the code at all. It takes them through the 26 letters, 10 numbers and necessary punctuation, complete with practice every step of the way using the newest blitz teaching techniques. It is almost miraculous! In one hour many people—including kids of ten—are able to master the code. The ease of learning gives confidence to beginners who might otherwise drop out.

### "THE STICKLER"

6+ WPM—CT7306—This is the practice tape for the Novice and Technician licenses. It is made up of one solid hour of code, sent at the official FCC standard (no other tape we've heard uses these standards, so many people flunk the code when they are suddenly—under pressure—faced with characters sent at 13 wpm and spaced for 5 wpm). This tape is not memorizable, unlike the zany 5 wpm tape, since the code groups are entirely random characters sent in groups of five.

### "BACK BREAKER"

13+ WPM—CT7313—Code groups again, at a brisk 14 per so you will be at ease when you sit down in front of the steely-eyed government inspector and he starts sending you plain language at only 13 per. You need this extra margin to overcome the panic which is universal in the test situations. When you've spent your money and time to take the test, you'll thank heaven you had this back-breaking tape.

### "COURAGEOUS"

20+ WPM—CT7320—Code is what gets you when you go for the Extra class license. It is so embarrassing to panic out just because you didn't prepare yourself with this tape. Though this is only one word faster, the code groups are so difficult that you'll almost fall asleep copying the FCC stuff by comparison. Users report that they can't believe how easy 20 per really is with this fantastic one hour tape.

### "OUTRAGEOUS"

25+ WPM—CT7325—This is the tape for that small group of overachieving hams who wouldn't be content to simply satisfy the code requirements of the Extra Class license. It's the toughest tape we've got and we keep a permanent file of hams who have mastered it. Let us know when you're up to speed and we'll inscribe your name in 73's CW "Hall of Fame."

## —SSTV TAPE—

● **SLOW SCAN TELEVISION TAPE**—CT7350—Prize-winning programs from the 73 SSTV contest. Excellent for Demo! \$5.95.\*

## BACK ISSUES

● **BACK ISSUES**—Complete your collection; many are prime collectables now, classics in the field! A full collection is an invaluable compendium of radio and electronics knowledge!

ST0000—Single back issue before July 1980..... \$3.00  
ST0250—Single back issue July 1980 on..... \$3.50  
ST0500—5 your choice..... \$8.75  
Add \$1.00 per magazine for shipping.  
ST1000—10 your choice..... \$14.00  
ST2500—25 your choice..... \$12.00  
ST2501—25 your choice..... \$25.00  
Add \$7.50 per order for shipping.

● **FREE BACK ISSUE CATALOGS** are yours for the asking... specify 73 Magazine, and/or *Kilobaud Microcomputing*, back issue catalog when you send your name and address to us on a postcard.

## 73 MAGAZINE BINDERS

\*Use the order card in this magazine or itemize your order on a separate piece of paper and mail to: 73 Radio Bookshop • Peterborough NH 03458. Be sure to include check or detailed credit card information. No C.O.D. orders accepted. All orders add \$1.50 handling first book, \$1.00 each additional book, \$10.00 per book foreign airmail. Please allow 4-6 weeks for delivery. Questions regarding your order? Please write to Customer Service at the above address. (Prices subject to change on books not published by 73 Magazine.)

**FOR TOLL FREE ORDERING CALL 1-800-258-5473**

# RADIO BOOKSHOP

## THE 73 TECHNICAL LIBRARY

## HANDBOOKS FOR THE HAMSHACK



● **BEHIND THE DIAL**—BK7307—By Bob Grove. Get more fun out of shortwave listening with this interesting guide to receivers, antennas, frequencies and interference. \$4.95.\*

● **THE CHALLENGE OF 160**—BK7309—is the newest book in the 73 technical library, dedicated to 160 meter operating. Si Dunn provides all necessary information to get started on this unique band. The all-important antenna and ground systems are described in detail. The introduction contains interesting photos of Stew Perry's (the King of 160) shack. This reference is a must for new and experienced "Top Band" operators. Price: \$4.95.\*

● **SSB... THE MISUNDERSTOOD MODE**—BK7351—by James B. Wilson. Single Sideband Transmission... thousands of us use it every day, yet it remains one of the least understood facets of amateur radio. J. B. Wilson presents several methods of sideband generation, amply illustrated with charts and schematics, which will enable the ambitious reader to construct his own sideband generator. A must for the technically-serious hams. \$5.50.\*

● **PROPAGATION WIZARD'S HANDBOOK**—BK7302—by J. H. Nelson. When sunspots riddled the worldwide communications networks of the 1940's, John Henry Nelson looked to the planets for an answer. The result was a theory of propagation forecasting based upon interplanetary alignment that made the author the most reliable forecaster in America today. The book provides an enlightened look at communications past, present, and future, as well as teaching the art of propagation forecasting. \$6.95.\*

● **TOOLS & TECHNIQUES FOR ELECTRONICS**—BK7348—by A. A. Wicks is an easy-to-understand book written for the beginning kit builder as well as the experienced hobbyist. It has numerous pictures and descriptions of the safe and correct ways to use basic and specialized tools for electronic projects as well as specialized metal working tools and the chemical aids which are used in repair shops. \$4.95.\*



## FOR THE CONTESTER

● **THE CONTEST COOKBOOK**—BK7308—reveals the secrets of the contest winners (Domestic, DX and specialty contests), complete with photos and diagrams of equipment used by the top scorers. Find out how to make 150 contacts in one hour. \$5.95.\*

### NEW!

● **WORLD PRESS SERVICE FREQUENCIES**—BK1202—by Thomas Harrington. Can't wait to hear the evening news, or are you wondering about the news that you aren't hearing? Receive by Radio Teletype (RTTY) all the world news and financial happenings from the world capitals on a 24 hour a day basis. This book gives you the frequencies and times of broadcast of such news services as AP, UPI, Reuters, TASS, VOA and London Press. Also included is an introduction to RTTY with information on equipment, antennas, abbreviations—everything you need to get started in RTTY. \$5.95\*

● **THE NEW WEATHER SATELLITE HANDBOOK**—BK7383—by Dr. Ralph E. Taggart WB8DOT. Here is the completely updated and revised edition containing all the information on the most sophisticated and effective spacecraft now in orbit. This book serves both the experienced amateur satellite enthusiast and the newcomer. It is an introduction to satellite watching, providing all the information required to construct a complete and highly effective ground station. Solid hardware designs and all the instructions necessary to operate the equipment are included. For experimenters who are operating stations, the book details all procedures necessary to modify equipment for the new series of spacecraft. Amateur weather satellite activity represents a unique blend of interests encompassing electronics, meteorology and astronautics. Join the privileged few in watching the spectacle of earth as seen from space on your own monitoring equipment. \$8.95.\*

● **MASTER HANDBOOK OF HAM RADIO CIRCUITS**—BK1033—This is an encyclopedia of amateur radio circuits, gleaned from past issues of 73 Magazine and carefully selected according to application. You'll find many you've never seen before, some new twists on the tried and true, and several that have been long forgotten but are well worth remembering. Where your interest ranges from ragchewing to EME, from CW to slow-scan TV, from DX to county nets, this handbook will be a welcome addition to your shack. \$8.95.\*

● **OWNER REPAIR OF RADIO EQUIPMENT**—BK7310—by Frank Glass K6RQ. Here's a book that will teach you an approach to troubleshooting without a shack full of test equipment. Written in a narrative, non-mathematical style, it will encourage you to successfully fix your own rig problems 80 to 90% of the time. Even if you don't want to fix, you can learn a lot about how things work and fall. Add to your library and personal expertise. \$7.95.\*

● **IC OP-AMP COOKBOOK**—BK1028—by Walter G. Jung. Covers not only the basic theory of the IC op amp in great detail, but also includes over 250 practical circuit applications, liberally illustrated. 592 pages, 5 1/2 x 8 1/2, softbound. \$14.95.\*

● **THE POWER SUPPLY HANDBOOK**—BK7305—Need a power supply for a gadget you're building? In the **POWER SUPPLY HANDBOOK** there are dozens ready-to-build, plus detailed steps for designing your own. There are circuits and parts lists for all kinds of supplies, ranging from simple DC types to highly stable regulated versions. If you need a circuit to convert a DC voltage to a higher or lower voltage, turn DC into AC, or AC to DC—then this is the book you need. With more than 400 pages, you should be able to find just the circuit you need. Without a doubt one of the best power supply source books available, compiled by the editors of 73. \$9.95.\*

● **THE TEN METER FM HANDBOOK**—BK1190—by Bob Hell K9EID. This handbook has been published to help the ten meter enthusiast learn more about the many methods of conversions and tricks that are used to make existing units work better. Join the great "linkers" of the world on ten FM and enjoy the fantastic amount of fun in communicating with amateur stations worldwide on ten meter FM. \$4.95.\*

● **THE PRACTICAL HANDBOOK OF AMATEUR RADIO FM REPEATERS**—BK1185—by Bill Pasternak WA6ITF (author of 73 Magazine's monthly column "Looking West") This is the book for the VHF/UHF FMr, compiled from material submitted by over a hundred individuals, clubs, organizations and equipment manufacturers. A "must have" for your ham shack shelf. \$12.95.

## The 73 Test Equipment Library



● **VOL. I COMPONENT TESTERS**—LB7359—... how to build transistor testers (8), diode testers (3), IC testers (3), voltmeters and VTVMs (9), ohmmeters (8 different kinds), inductance (3), capacity (9), Q measurement, crystal checking (6), temperature (2), aural meters for the blind (3) and all sorts of miscellaneous data on meters... using them, making them more versatile, making standards. Invaluable book. \$4.95.\*

● **VOL. II AUDIO FREQUENCY TESTERS**—LB7360—... jam packed with all kinds of audio frequency test equipment. If you're into SSB, RTTY, SSTV, etc., this book is a must for you... a good book for hi-fi addicts and experimenters, too! \$4.95.\*

● **VOL. III RADIO FREQUENCY TESTERS**—LB7361—Radio frequency waves, the common denominator of Amateur Radio. Such items as SWR, antenna impedance, line impedance, rf output and field strength; detailed instructions on testing these items includes sections on signal generators, crystal calibrators, grid dip oscillators, noise generators, dummy loads and much more. \$4.95.\*

● **VOL. IV IC TEST EQUIPMENT**—LB7362—Become a troubleshooting wizard! In this fourth volume of the 73 TEST EQUIPMENT LIBRARY are 42 home construction projects for building test equipment to work with your ham station and in servicing digital equipment. Plus a cumulative index for all four volumes for the 73 TEST EQUIPMENT LIBRARY. \$4.95.\*

● **RF AND DIGITAL TEST EQUIPMENT YOU CAN BUILD**—BK1044—Rf burst, function, square wave generators, variable length pulse generators—100 kHz marker, f and rf sweep generators, audio osc, a/rf signal injector, 146 MHz synthesizer, digital readouts for counters, several counters, prescaler, microwave meter, etc. 252 pages. \$5.95.\*

\*Use the order card in this magazine or itemize your order on a separate piece of paper and mail to: 73 Radio Bookshop • Peterborough NH 03458. Be sure to include check or detailed credit card information. No C.O.D. orders accepted. All orders add \$1.50 handling first book, \$1.00 each additional book, \$10.00 per book foreign airmail. Please allow 4-6 weeks for delivery. Questions regarding your order? Please write to Customer Service at the above address. (Prices subject to change on books not published by 73 Magazine.)

**FOR TOLL FREE ORDERING CALL 1-800-258-5473**



# RADIO BOOKSHOP

## ANTENNA BOOKS

## 5 NEW ANTENNA BOOKS

- **ALL ABOUT CUBICAL QUAD ANTENNAS** (2nd edition)—BK1196—The "Classic" on Quad design, theory, construction, and operation. New 2nd edition contains new feed and matching systems and new data. \$5.95.\*
- **BEAM ANTENNA HANDBOOK** (New 5th edition)—BK1197—Yagi beam theory, construction and operation. Information on wire beams, SWR curves and matching systems. A "must" for serious DXers. \$5.95.\*
- **VHF HANDBOOK FOR RADIO AMATEURS**—BK1198—Contains information on FM theory, operation and equipment, VHF antenna design and construction, satellite-EME, and the newest solid-state circuits. \$6.95.\*
- **THE RADIO AMATEUR ANTENNA HANDBOOK**—BK1199—All about wire antennas, beams, tuners, baluns, coax, radials, SWR and towers. Clear and complete information. \$6.95.\*
- **SIMPLE, LOW-COST WIRE ANTENNAS FOR RADIO AMATEURS**—BK1200—All new data and everything you want to know about low-cost, multi-band antennas, inexpensive beams, "invisible" antennas for hams in "tough" locations. \$6.95.\*

## THE WELL EQUIPPED HAM SHACK

NEW COMPLETELY UPDATED

WORLD Repeater ATLAS Repeater Repeater Repeater



\$4.95

● **WORLD REPEATER ATLAS**—BK7315—Completely updated, over 230 pages of repeater listings are indexed by location and frequency. More than 50 maps pinpoint 2000 repeater locations throughout the USA. Foreign listings include Europe, the Middle East, South America, and Africa. \$4.95.\*

● **THE MAGIC OF HAM RADIO**—BK7312—by Jerrold Swank, W8HXR begins with a brief history of amateur radio and of Jerry's involvement in it. Part 2 details many of ham radio's heroic moments. Hamdom's close ties with the continent of Antarctica are the subject of Part 3. In Part 4 the strange and humorous sides of ham life get their due. And what of the future? Part 5 peers into the crystal ball. \$4.95.\*

● **A GUIDE TO HAM RADIO**—BK7321—by Larry Kahner WB2NEL. What's Amateur Radio all about? You can learn the basics of this fascinating hobby with this excellent beginner's guide. It answers the most frequently asked questions in an easy-going manner, and it shows the best way to go about getting an FCC license. A Guide to Ham Radio is an ideal introduction to a hobby enjoyed by people around the world. \$4.95.\*

● **WORLD RADIO TV HANDBOOK 1981, 35TH EDITION**—BK1184—This book is the bible of international broadcasters, providing the only authoritative source of exact information about broadcasting and TV stations world wide. This 1981 edition is completely revised, giving comprehensive coverage of short, medium and long wave, 560 pages of vital aspects of world listening. \$16.50.

## COOK BOOKS

- **TTL COOKBOOK**—BK1063—by Donald Lancaster. Explains what TTL is, how it works, and how to use it. Discusses practical applications, such as a digital counter and display system, events counter, electronic stopwatch, digital voltmeter and a digital tachometer. \$9.50.
- **CMOS COOKBOOK**—BK1011—by Don Lancaster. Details the application of CMOS, the low power logic family suitable for most applications presently dominated by TTL. Required reading for every serious digital experimenter! \$10.50.\*
- **TVT COOKBOOK**—BK1064—by Don Lancaster. Describes the use of a standard television receiver as a microprocessor CRT terminal. Explains and describes character generation, cursor control and interface information in typical, easy-to-understand Lancaster style. \$9.95.\*

## SPECIAL OFFER

### Chart of UNITED STATES AMATEUR RADIO PRIVILEGES

by class of license, emission type, and frequency from 160 thru 2 meters, including provision for the new 30, 17, and 12 meter bands. This 22 x 28 in. twelve-color chart is the first of its kind to be both informative and decorative. \$3.00 value, only \$1.95 with the purchase of 1 or more books from the Radio Bookshop. (Supplies limited, order now.) CH7300 \$1.95.

● **VHF ANTENNA HANDBOOK**—BK7368—The NEW VHF Antenna Handbook details the theory, design and construction of hundreds of different VHF and UHF antennas... A practical book written for the average amateur who takes joy in building, not full of complex formulas for the design engineer. Packed with fabulous antenna projects you can build. \$5.95.\*


● **THE GIANT BOOK OF AMATEUR RADIO ANTENNAS**—With the **GIANT Book of Amateur Radio Antennas**—BK1104—by your side, antennas will become the least of your worries. Over 450 pages of design ideas, theory and reference data make this book live up to its title. The 7 chapters cover everything from basic antenna theory through designs for DIY accessories, as well as dozens of antenna designs. Whether planning to build or buy, design or admire, test or enjoy a ham antenna—this is the book for you. From the editors of 73, published by Tab Books. \$9.95.\*

● **73 DIPOLE AND LONG-WIRE ANTENNAS**—BK1016—by Edward M. Noll W3FQJ. This is the first collection of virtually every type of wire antenna used by amateurs. Includes dimensions, configurations, and detailed construction data for 73 different antenna types. Appendices describe the construction of noise bridges, line tuners, and data on measuring resonant frequency, velocity factor, and swr. \$5.50.\*

● **PRACTICAL ANTENNAS FOR THE RADIO AMATEUR**—BK1015—A manual describing how to equip a ham station with a suitable antenna. A wide range of antenna topics, systems, and accessories are presented giving the reader some food for thought and practical data for construction. Designed to aid the experienced ham and novice as well. Only \$9.95.\*

● **HOW TO DEFEND YOURSELF AGAINST RADAR**—BK1201—by Bruce F. Bogner and James R. Bodnar, a lawyer and radar expert. This book gives you the ammunition to challenge the radar "evidence" that usually leads to a speeding conviction. The major part of the book details the inner workings of radar—you'll become more of an expert than most police officers and judges. The remainder of the book outlines how to defend yourself against a speeding ticket—the observations, measures and testimony you must obtain to defend yourself without the help of a lawyer. The price is a lot less than a fine! \$6.95.\*

## MICROCOMPUTER BOOKS FROM 73



● **SOME OF THE BEST FROM KILOBAUD/MICROCOMPUTING**—BK7311—A collection of the best articles that have recently appeared in Kilobaud/MICROCOMPUTING. Included is material on the TRS-80 and PET systems, CP/M, the 8080/8085/280 chips, the ASR-33 terminal. Data base management, word processing, text editors and file structures are covered too. Programming techniques and hardware construction projects for modems, high speed cassette interfaces and TVTs are also included in this large format, 200 plus page edition. \$10.95.\*

● **40 COMPUTER GAMES**—BK7381—Forty games in all in nine different categories. Games for large and small systems, and even a section on calculator games. Many versions of BASIC used and a wide variety of systems represented. A must for the serious computer gamer. \$7.95.\*

● **THE NEW HOBBY COMPUTERS**—BK7340—This book takes it from where "HOBBY COMPUTERS ARE HERE!" leaves off, with chapters on Large Scale Integration, how to choose a microprocessor chip, an introduction to programming, low cost I/O for a computer, computer arithmetic, checking memory boards... and much, much more! Don't miss this tremendous value! Only \$4.95.\*

● **UNDERSTANDING AND PROGRAMMING MICROCOMPUTERS**—BK7382—A valuable addition to your computing library. This two-part text includes the best articles that have appeared in 73 and Kilobaud Microcomputing magazines on the hardware and software aspects of microcomputing. Well-known authors and well-structured text helps the reader get involved. \$10.95.\*

● **HOW TO BUILD A MICROCOMPUTER—AND REALLY UNDERSTAND IT**—BK7325—by Sam Creason. The electronics hobbyist who wants to build his own microcomputer system now has a practical "How-To" guidebook. This book is a combination technical manual and programming guide that takes the hobbyist step-by-step through the design, construction, testing and debugging of a complete microcomputer system. Must reading for anyone desiring a true understanding of small computer systems. \$9.95.\*

● **HOBBY COMPUTERS ARE HERE!**—BK7322—If you want to come up to speed on how computers work... hardware and software... this is an excellent book. It starts with fundamentals and explains the circuits, and the basics of programming, along with a couple of TVT construction projects, ASCII-Baudot, etc. This book has the highest recommendations as a teaching aid. \$4.95.\*

\*Use the order card in this magazine or itemize your order on a separate piece of paper and mail to: 73 Radio Bookshop • Peterborough NH 03458. Be sure to include check or detailed credit card information. No C.O.D. orders accepted. All orders add \$1.50 handling first book, \$1.00 each additional book, \$10.00 per book foreign airmail. Please allow 4-6 weeks for delivery. Questions regarding your order? Please write to Customer Service at the above address. (Prices subject to change on books not published by 73 Magazine.)

FOR TOLL FREE ORDERING CALL 1-800-258-5473



# READER SERVICE

Please help us to bring you a better magazine—by answering these questions.

- A. What is your education?**
- 1 High School
  - 2 Some College
  - 3 College Graduate
  - 4 Post Graduate
- B. What is your yearly income?**
- 1 Less than \$10,000
  - 2 \$10,000-\$15,000
  - 3 \$15,000-\$20,000
  - 4 \$20,000-\$25,000
  - 5 \$25,000-\$30,000
  - 6 More than \$30,000
- C. How much have you spent on amateur radio in the last 12 months?**
- 1 Less than \$100
  - 2 \$100-\$500
  - 3 \$501-\$2,000
  - 4 \$More than \$2,000
- D. What brand(s) of antenna(s) do you own?**
- 1 AEA
  - 2 Antenna Specialists
  - 3 Avanti
  - 4 B & W
  - 5 Bassette
  - 6 Brai
  - 7 Butternut
  - 8 Cushcraft
  - 9 Dawa
  - 10 F9FT Tonna
  - 11 Gem
  - 12 Gotham
  - 13 Heath
  - 14 Hustler
  - 15 Hy Gain
  - 16 Kira
  - 17 LM
  - 18 KircO
  - 19 Larsen
  - 20 Lunar
  - 21 Mor Gain
  - 22 Mosley
  - 23 Skyline
  - 24 Stewart
  - 25 Tarrax
  - 26 TET
  - 27 Van Gordon
  - 28 Western Electronics
  - 29 Wilson
  - 30 Other \_\_\_\_\_
- E. What brands of HF and VHF equipment do you own?**
- 1 Azden
  - 2 Clegg
  - 3 Collins
  - 4 Drake
  - 5 Heath
  - 6 Hy Gain
  - 7 Icom
  - 8 KDK
  - 9 Kenwood
  - 10 KLM
  - 11 Meico
  - 12 NCG
  - 13 Santee
  - 14 Swan Cubic
  - 15 Tempo
  - 16 Ten Tac
  - 17 Wilson
  - 18 Yaesu
  - 19 Other \_\_\_\_\_
- F. Are you now on RTTY?**
- 1 Yes
  - 2 No
- G. If not, are you interested in getting RTTY?**
- 1 Yes
  - 2 No
- H. Would you favor a no-code license if ham clubs were pieced in charge of licensing?**
- 1 Yes
  - 2 No
- I. Would you like to see articles on satellite TV in 73?**
- 1 Yes
  - 2 No
- J. Which of these magazines do you read regularly?**
- 1 73
- 2 Ham Radio
- 3 QST
- 4 World Radio
- 5 Popular Electronics
- 6 Radio Electronics
- 7 CO
- K. How many people read your copy of 73?**
- 1 1
  - 2 2
  - 3 3
  - 4 4
  - 5 5
  - 6 6 or more

**Reader Service:** Return this card to receive full information on the products advertised in this issue. Refer to the ad. You will find numbers near the logo of each advertiser. Each represents the advertiser's individual Reader Service Number. Circle the corresponding numbers on the card on this page, include your name, address & zip, and drop in a mailbox. In 4-6 weeks you'll hear from the advertiser directly.

If you are not a subscriber, please circle 500

This card is valid until January 31, 1982

1 6 11 16 21	26 131 136 141 146	251 256 261 266 271	376 381 386 391 396
2 7 12 17 22	127 132 137 142 147	252 257 262 267 272	377 382 387 392 397
3 8 13 18 23	128 133 138 143 148	253 258 263 268 273	378 383 388 393 398
4 9 14 19 24	129 134 139 144 149	254 259 264 269 274	379 384 389 394 399
5 10 15 20 25	130 135 140 145 150	255 260 265 270 275	380 395 390 395 400
26 31 36 41 46	151 156 161 166 171	276 281 286 291 296	401 406 411 416 421
27 32 37 42 47	152 157 162 167 172	277 282 287 292 297	402 407 412 417 422
28 33 38 43 48	153 158 163 168 173	278 283 288 293 298	403 408 413 418 423
29 34 39 44 49	154 159 164 169 174	279 284 289 294 299	404 409 414 419 424
30 35 40 45 50	155 160 165 170 175	280 285 290 295 300	405 410 415 420 425
51 56 61 66 71	176 181 186 191 196	301 306 311 316 321	426 431 436 441 446
52 57 62 67 72	177 182 187 192 197	302 307 312 317 322	427 432 437 442 447
53 58 63 68 73	178 183 188 193 198	303 308 313 318 323	428 433 438 443 448
54 59 64 69 74	179 184 189 194 199	304 309 314 319 324	429 434 439 444 449
55 60 65 70 75	180 185 190 195 200	305 310 315 320 325	430 435 440 445 450
76 81 86 91 96	201 206 211 216 221	326 331 336 341 346	451 456 461 466 471
77 82 87 92 97	202 207 212 217 222	327 332 337 342 347	452 457 462 467 472
78 83 88 93 98	203 208 213 218 223	328 333 338 343 348	453 458 463 468 473
79 84 89 94 99	204 209 214 219 224	329 334 339 344 349	454 459 464 469 474
80 85 90 95 100	205 210 215 220 225	330 335 340 345 350	455 460 465 470 475
101 106 111 116 121	226 231 236 241 246	351 356 361 366 371	476 481 486 491 496
102 107 112 117 122	227 232 237 242 247	352 357 362 367 372	477 482 487 492 497
103 108 113 118 123	228 233 238 243 248	353 358 363 368 373	478 483 488 493 498
104 109 114 119 124	229 234 239 244 249	354 359 364 369 374	479 484 489 494 499
105 110 115 120 125	230 235 240 245 250	355 360 365 370 375	480 485 490 495 500

Name \_\_\_\_\_

Address \_\_\_\_\_

City \_\_\_\_\_ State \_\_\_\_\_ Zip \_\_\_\_\_

73 Magazine • December 1981

# BOOKS

73 Magazine, Pine Street, Peterborough, N.H. 03458

Please send me the following 73 products:

Qty.	Catalog #	Title	Unit Price	Total

Shipping and handling charges:  
\$1.50 1st book, \$1.00 each additional book  
(UPS, use street address)  
\$10.00 each book overseas airmail

Shipping/handling \_\_\_\_\_  
Total \_\_\_\_\_

Please allow 4-6 weeks for delivery.

No C.O.D. orders accepted.

Enclosed \$ \_\_\_\_\_  Check  M.O.

Bill:  AE  MC  Visa

Card # \_\_\_\_\_ Exp. date \_\_\_\_\_

Signature \_\_\_\_\_ Interbank # \_\_\_\_\_

Name \_\_\_\_\_

Address \_\_\_\_\_

City \_\_\_\_\_

State \_\_\_\_\_ Zip \_\_\_\_\_

# SUBSCRIPTION

73 Magazine P.O. Box 931 Farmingdale, N.Y. 11737

73 subscribers  
save 30%  
off the  
newsstand price.

New subscription  Renewal  1 year—\$25

Enclosed \$ \_\_\_\_\_  Check  M.O.  
Bill:  MC  Visa  AE  me

Card # \_\_\_\_\_ Exp. date \_\_\_\_\_


Signature \_\_\_\_\_ Interbank # \_\_\_\_\_

Name \_\_\_\_\_


Address \_\_\_\_\_

City \_\_\_\_\_ State \_\_\_\_\_ Zip \_\_\_\_\_

Canada—\$27. 1 year only. US funds  
Other foreign—\$35. 1 year only. US funds



NO POSTAGE  
NECESSARY  
IF MAILED  
IN THE  
UNITED STATES




**BUSINESS REPLY CARD**

FIRST CLASS PERMIT NO. 73 PETERBOROUGH NH 03458

POSTAGE WILL BE PAID BY ADDRESSEE

**73 MAGAZINE**  
Subscription Dept.  
POB 931  
Farmingdale NY 11737



NO POSTAGE  
NECESSARY  
IF MAILED  
IN THE  
UNITED STATES



**BUSINESS REPLY CARD**

FIRST CLASS PERMIT NO. 73 PETERBOROUGH NH 03458


POSTAGE WILL BE PAID BY ADDRESSEE

**73 MAGAZINE**  
Peterborough  
NH 03458

Att. Mail Order



NO POSTAGE  
NECESSARY  
IF MAILED  
IN THE  
UNITED STATES



**BUSINESS REPLY MAIL**

FIRST CLASS PERMIT #29 P. O. BOX 326 DALTON MA 01226

POSTAGE WILL BE PAID BY ADDRESSEE

**73 MAGAZINE**

P.O. Box 326

Dalton, MA 01226-0326

# 440 SYNTHESIZED

## INTRODUCING SANTEC'S ST-7/T

SANTEC•NOLOGY breaks into the 440 band with style! The new ST-7/T synthesizes the entire band in 5 kHz steps, works both up and down repeater splits and does it all right from your hand, with versatile power options of 3 watts, 1 watt or even 50 milliwatts (all nominal), to reach out to where you want. The high power mode of 3 watts radiates on 440 like 5 watts on 2 meters ... and that's a handfull!

Tones? This one has them ... tones and subtones! The 16 button tone

pad is a SANTEC Standard at no extra cost, and the ST-7/T's optional synthesized subtone encoder is controlled by the radio's front panel switch.

All the regular SANTEC accessories used with your HT-1200 fit the ST-7/T as well, meaning that you can enjoy both bands fully with a smaller cash investment. Grab the new SANTEC ST-7/T and join the fun on 440 MHz. See your SANTEC Dealer for delivery details\*.



# 146

STILL THE LEADER



### HT-1200

SANTEC'S popular HT-1200 is the incomparable 2 meter leader. This little rig is handing over quality, power and features that you'd expect from something nearer the size of a bread box. SANTEC packs a 2 meter ham shack into the palm of your hand!

You can carry scan, search, 10 memories and fully synthesized key pad control around with you and still get out with a big 3.5 watts (nominal). Compare them apples to anything you want, and settle for nothing less.

\*Sale of the ST-7/T is subject to FCC Certification.



The SANTEC HT-1200 is approved under FCC Part 15 and exceeds FCC regulations limiting spurious emissions.

©1981, Encomm, Inc.  
2000 Avenue G, Suite 800, Plano, Texas 75074  
Phone (214)423-0024 • INTL TLX 203920 ENCOM UR

<b>Encomm, Inc.</b> 2000 Avenue G Suite 800 Plano, TX 75074		Please send me more information about <input type="checkbox"/> SANTEC HT-1200 <input type="checkbox"/> SANTEC ST-7/T Authorized SANTEC Dealers	
NAME		CALL	
ADDRESS			
CITY		STATE	ZIP
YOU MAY SEND A DUPLICATE OF THIS FORM.			

# FUN!



*John Edwards K12U  
78-56 86th Street  
Glendale NY 11385*

As the year draws to a close, our thoughts return home. The holiday season arrives, and one longs to be with family.

Well, it may not be family in the traditional sense, but "home" for the FUN! column is *73 Magazine*. This month, we take an affectionate look at the old homestead and contemplate, with some curiosity, what our hobby would be like without it.

## ELEMENT 1—CROSSWORD PUZZLE (Illustration 1)

### Across

- 1 73's QTH
- 8 Pakistan prefix
- 9 Norway prefix
- 10 RTTY: \_\_\_\_\_cal
- 11 73's digital section
- 12 KP4-land (abbr.)
- 13 Morse or ASCII
- 14 Contest columnist
- 15 Sweden prefix
- 16 73's Is 21
- 17 Test letters
- 18 A clear band space
- 19 Deface
- 21 An ARRL section (abbr.)
- 22 Cover artist: Issues #1 and 250

- 24 Cell type
- 25 A 73 article, before published (abbr.)
- 26 K2AGZ
- 27 Mr. FUN! (abbr.)
- 29 Bolivia prefix
- 31 Poland prefix
- 33 Monthly feature (2 words)

### Down

- 1 Belonging to "Looking West" columnist
- 2 When W2NSD/1 \_\_\_\_\_, hams listen
- 3 Iran prefix
- 4 73's original QTH




Illustration 1.

- 5 73 helped pioneer these machines
- 6 *Bonne chance*, on CW
- 7 73 used to track him
- 11 Component
- 14 Former column (3 words)
- 20 Costa Rica prefix
- 22 Every pot has one—most repeaters, too
- 23 Say die?
- 28 Mexico prefix
- 29 Civil defense (abbr.)
- 30 Popular bootleg prefix
- 32 Postscript

## ELEMENT 2—MULTIPLE CHOICE

- 1) During this publication's early days, Wayne Green would often extol the virtues of his favorite car. It was:
  1. a 1912 Buick
  2. a Porsche
  3. a Volvo
  4. a Fiat
- 2) When this column first appeared, in October, 1980, it was written by WB2IBE. Whatever happened to him?
  1. He quit to write a similar column for *Creative Computing*
  2. He died
  3. He retired
  4. He upgraded and changed his call to K12U
- 3) What was 73's original cover price?
  1. 37¢
  2. 73¢
  3. 75¢
  4. 88¢
- 4) How much did a 11fe subscription cost in December, 1961?
  1. \$30
  2. \$50
  3. \$75
  4. \$100
- 5) Which person listed below has *not* been a DX columnist for 73?
  1. James Cain K1TN
  2. Floyd Vivino WA2DCS
  3. Chuck Stuart N5KC
  4. Yuri Blarovich VE3BMV

## ELEMENT 3—TRUE-FALSE

- |  | True  | False |
|--|-------|-------|
| 1) During this magazine's first two years, it was printed on green paper to differentiate it from the competition. | _____ | _____ |



Illustration 2.

- 2) From 1965 to 1971, the *Cigar Smoker's Journal* was a 73 publication. \_\_\_\_\_
- 3) Wayne Green once edited *CQ Magazine*. \_\_\_\_\_
- 4) The ARRL had a full-page ad in 73's first issue. \_\_\_\_\_
- 5) A 73 FUN! editor once campaigned for ARRL office by handing out promotional rolling paper. \_\_\_\_\_
- 6) 73 is available in microfilm from University Microfilm, Ann Arbor, Michigan. \_\_\_\_\_
- 7) While this year's "FUN! Poll" counted 612 ballots, the actual response was closer to 1,000. \_\_\_\_\_
- 8) "RTTY Loop" made its 73 debut in the June, 1977, issue. \_\_\_\_\_
- 9) The first item ever described in 73's "New Products" section was an Allied catalog. \_\_\_\_\_
- 10) Wayne Green, in addition to his many other responsibilities, is also the mayor of Peterborough, New Hampshire. \_\_\_\_\_
- 11) YA1NSD was Wayne's callsign in Afghanistan. \_\_\_\_\_
- 12) 73 also publishes *HR Report*. \_\_\_\_\_
- 13) The ARRL subscribes to 73. \_\_\_\_\_
- 14) Mickey Mouse once appeared on 73's cover. \_\_\_\_\_
- 15) In 1976, 73 published 13 issues. \_\_\_\_\_
- 16) Someone once wrote to "Ham Help" asking for assistance in building a particle beam. \_\_\_\_\_
- 17) A 1980 73 profile of Dick Bash opened with the quote, "Morality? Man, who am I to judge morality?" \_\_\_\_\_
- 18) Before this 73, there were others. \_\_\_\_\_
- 19) "73 ON-THE-AIR" is the name of 73's monthly cable TV program. \_\_\_\_\_
- 20) A 73 columnist was once interviewed by Johnny Carson on the "Tonight Show." \_\_\_\_\_

#### ELEMENT 4—FILL IN THE BLANKS

- 1) You are reading issue # \_\_\_\_\_ (no peeking).
- 2) Along with "Never Say Die," the other three original 73 features still being run are \_\_\_\_\_, \_\_\_\_\_, and \_\_\_\_\_.
- 3) "Well... I Can \_\_\_\_\_, Can't I?"
- 4) "ARRL: Love it, Hate it, \_\_\_\_\_."



Illustration 1A.

- 5) As editor of *Astounding Science Fiction*, he gave sci fi writers such as Isaac Asimov and Robert Heinlein their first national exposure. Later, he wrote an article for the first issue of 73 and was listed as a contributing editor. His name was \_\_\_\_\_.

#### ELEMENT 5—HIDDEN WORDS (Illustration 2)

Hidden in this puzzle are the name of ten past and present 73 features. The words are formed in any direction—horizontally, vertically, or diagonally, forwards or backwards. As you find each word, circle it.

#### THE ANSWERS

##### Element 1:

See Illustration 1A.

##### Element 2:

- 1)—2. Fun, if you can afford it.
- 2)—4. A truly remarkable fellow.
- 3)—1. Imagine a time when 73¢ was too much to charge for a magazine!
- 4)—1. Wayne told you it was a great deal.
- 5)—2. But he's available.

##### Element 3:

- 1)—False Come on!
- 2)—False Hardly.
- 3)—True And it hasn't been the same publication since.
- 4)—False Would you believe a classified?
- 5)—True It seemed like a good idea at the time—but I lost.
- 6)—True Yeah, but I have to squint to read it.
- 7)—True Next time, I'll wait longer before counting.
- 8)—True And it's still going strong.
- 9)—True To the delight of amateurs everywhere.
- 10)—False At least I think not.
- 11)—True Not recently.
- 12)—False Right state, wrong company.
- 13)—True Of course. My 73 issue #1, by the way, is stamped: "Received: ARRL HQ." I got it this year at a local flea market. A real collector's item, no?
- 14)—True September, 1977, being printed on a Teletype.
- 15)—True The usual 12, plus a special year-end "Holiday" issue.
- 16)—False If this one were true, OSCAR might be in trouble.



Illustration 2A.

- 17)—True Morality? Man, I just take the cash and run.  
 18)—True As you may have guessed, 73 was a popular title for various club newsletters and other ham publications. The 1960 73 stuck.  
 19)—False 73's Tuesday night skeds.  
 20)—True Johnny and I chatted back in 1969.

**Element 4:**  
 1)—255; 2)—Propagation, Letters, New Products; 3)—Dream; 4)—Don't care; 5)—John Campbell.

**Element 5:**  
 See Illustration 2A.

**SCORING**

**Element 1:**  
 Twenty points for the completed puzzle, or 1/2 point for each question correctly answered.

**Element 2:**  
 Four points for each correct answer.

**Element 3:**  
 One point for each correct answer.

**Element 4:**  
 Four points for each blank filled.

**Element 5:**  
 Two points for each word found.

Think you know this magazine?

- 1-20 points "73 Magazine? Oh, is that what I'm reading?"
- 21-40 points Once wrote a letter to Wayne complaining about a misleading question in the FUN! column.
- 41-60 points Bums issues off of friends.
- 61-80 points Is an ardent subscriber.
- 81-100 + points Has memorized the yearly indices.

# AWARDS

*Bill Gosney KE7C*  
 Micro-80, Inc.  
 2665 North Busby Road  
 Oak Harbor WA 98277

**KOREAN AMATEUR RADIO LEAGUE AWARDS**

This week I was the happy recipient of a very nice letter from the Korean Amateur Radio League. Two very attractive awards were among the material received and it's my honor to share the KARL AWARDS with you now.

AKA, the Worked All Korean Prefix Award, is issued to amateurs and shortwave listening stations worldwide on payment of a fee of 5 IRCs and an award application.

Each claim must be accompanied by a list of Korean prefixes worked in prefix order. Each list must be accompanied by a signed verification of two amateurs that the applicant has

confirmation of each contact in his or her possession at the time of application. Please *do not* send QSL cards; the verified list will suffice.

Cards dated on or after January 1, 1959, will qualify. Contacts made from any location within your call area are eligible. Contacts with HL9 stations will be graciously accepted.

All correspondence should be sent to Awards Manager, Korean Amateur Radio League, CPO Box 162, Seoul Central, Korea.

The HM Award, formerly known as HMA, has identical application requirements, with the exception that the award is issued for total HM/HL QSOs worked in any one of five Award Classes. The following classes apply: Class K, O, R, E, and A. Spelling out the country's name, the classes require 5, 10, 20, 30, and 50 QSOs respectively to qualify.

When applying for either of these classic Asian awards, tell our friends in the "land of morning calm" that you read about it in 73 Magazine!

**BULGARIAN 1300 AWARD**

The Bulgarian Federation of Radio Amateurs introduces the award, Bulgaria—1300, to commemorate the 1300th anniversary of the foundation of the Bulgarian State, in 681 AD.

This award will be issued to licensed radio amateurs throughout the world having the necessary score for established two-way radio contacts with Bulgarian amateurs. To be eligible, all contacts must be made in the period January 1, 1980, through December 31, 1981. This gives our readers only a month, so you'd better hurry and work a few contests before the deadline!

The award is available in three categories: Class 1—requires 1300 QSO points; Class 2—requires 1000 QSO points; Class 3—requires 500 QSO points.

QSO points are earned as follows: 30 points for QSOs with

any Bulgarian amateur located in the capitals of Bulgaria working with the prefixes LZ13. These are LZ13C (Sofia, The Central Radio Club); LZ13CSF (Sofia); LZ13CPL (Pliska); LZ13CPR (Preslav), and LZ13CWT (Veliko Tirnov). Five (5) QSO points are earned for contact with any other LZ station irrespective of his or her callsign.

Regardless of operating mode, contacts may be made once per hand. The award is issued free of charge and the only requirements of major concern are that your contacts should be listed in prefix order, and the list be verified by at least two fellow amateurs.

Applicants may apply for this award any time up to December 31, 1982. Remember, however, that all contacts must be made *before December 31, 1981*, to be valid. Send your application to: P.R. of Bulgaria, Sofia 1000, PO Box 830, Bulgaria.


**WORKED LA3FL/MM AWARD**

The three radio officers aboard the *Royal Viking Sea*, a Norwegian ship which cruises





# LA3FL/MM



all over the world, are offering free the Worked LA3FL/MM Award.

Applicants must work the station on CW in four different

bands, minimum of 539 RST. A QSL card must be sent for each band to the LA bureau or to Per A. Mikalsen, Chief Radio Officer, *Royal Viking Sea*, Ruseløkvelen 14, Oslo, Norway.

## FESSENDEN'S 75TH

During the week of Christmas, 1981, AA1A will be operating most HF SSB phone bands to commemorate the 75th anniversary of the experiments by Reginald Fessenden, who made two-way contacts with Scotland as well as the famous Christmas Eve voice broadcasts. Fessenden also was responsible for many radio firsts as well as many innovations such as the heterodyne principle and high frequency alternators. He later was the developer of sonar.

Special QSLs will be sent out with more information to those who work us. We will be operating near the lower edge of the General class bands.

Two books are available for those interested in a famous early radio experimenter: *Fessenden, Builder of Tomorrows*, by Helen M. Fessenden, and *Radio's First Voice*, by Ormond Raby.

## BETHLEHEM, INDIANA, CHRISTMAS EXPEDITION

The Clark County ARC, Jeffersonville, Indiana, will operate from Bethlehem, Indiana, from 1700 UTC, December 12 to 1700 UTC, December 13. Operating frequencies for W9WWI/9 will be 3.905, 7.240, 14.290, 21.365 MHz on SSB as propagation permits. The N9RM 146.25/.85 repeater will be used for local contacts.

A special 8½" x 11" Christ-

mas season certificate imprinted with the unique Bethlehem postal hand stamps will be sent to all stations who QSL. Please QSL with a large SASE to Clark County ARC, PO Box 532, Jeffersonville IN 47130.

## BETHLEHEM, WEST VIRGINIA, EXPEDITIONS

The Triple States Radio Amateur Club will operate from Bethlehem, West Virginia, from December 17 to December 21, from 1400 to 2300 UTC daily. Operating frequencies for WD8DDL/8 will be 7.275, 14.325, 21.425, and 28.550 MHz on SSB, and 7.110, 14.075, 21.110, and 28.110 MHz on CW.

A special holiday-season card will be sent to all contacts. Send an SASE to TSRAC, 26 Maple Lane, Bethlehem, Wheeling WV 26003.

## BIG SKY WORKED ALL COUNTIES AWARD

Recently, the Lower Yellowstone Amateur Radio Club of the Sidney/Glendive area of Montana decided to sponsor a Montana Counties Award. The certificate was the idea of WB7UTJ and N7BMR.

To qualify for this award, any licensed amateur must contact and have received a QSL for all 56 counties in Montana on any band or mode of operation. Repeater contacts will not be acceptable, and all QSOs to be valid must have taken place on or after January 1, 1980.

To apply for the award, have your list verified by two other amateurs and send an award fee of one dollar (US funds) and two first-class stamps to either WB7UTJ or N7BMR.


The Kauai Amateur Radio Club is pleased to announce the establishment of five awards which are now available to amateurs worldwide.

## WORKED KAUAI AWARD

The WK Award requires all contacts be made January 1, 1980, or later on any band or mode of operation. For applicants in all 50 states and Canada, five KARC member stations must be worked. DX stations need only three contacts with KARC members. General certification rules apply.

## WORKED HAWAII AWARD

The WH Award has the same requirements of the WK Award

ROYAL VIKING SEA   
ROYAL VIKING LINE  
 P.O. Box 412 Oslo 1 Norway

**WORKED LA3FL/MM AWARD**

ISSUED FOR 4 BAND QSO  
 CERTIFICATE NR. ----


THIS CERTIFIES THAT: -----  
 ----- OF -----  
 HAS MANAGED THE EXTRAORDINARY AND OUTSTANDING ACHIEVEMENT OF ESTABLISHING TWO-WAY CW CONTACT ON 4 AMATEUR RADIO BANDS WITH THE NORWEGIAN LUXURY CRUISE LINER

M/S ROYAL VIKING SEA  
 SAILING THE SEVEN SEAS

THE CONTACTS WERE MADE AS FOLLOWS:

DATE	BAND	QTH	LOCATION
1. -----	-----	MHZ -----	-----
2. -----	-----	MHZ -----	-----
3. -----	-----	MHZ -----	-----
4. -----	-----	MHZ -----	-----

VERIFIED AND DATED AT SEA : -----



73. ----- AWARD CUSTODIAN  
 PER A. MIKALSEN, LA3FL  
 CHIEF R/O  
 M/S ROYAL VIKING SEA

Office address: Ruseløkvelen 14 Oslo Norway

except that for US and Canadian amateurs 50 Hawaiian contacts must be logged, five of which must be KARC members. For DX stations, 15 Hawaiian stations must be worked and one must be a KARC member.

### WORKED HAWAIIAN ISLANDS AWARD

To qualify for the WHI Award, five Hawaiian stations must be worked on the following Hawaiian Islands: Hawaii, Kauai, Maui, and Oahu.

### WORKED ALL HAWAIIAN ISLANDS

The WAHI Award requires the applicant to work a minimum of one station on each of the following islands: Hawaii, Kahoolawe, Kauai, Lanai, Molokai, Maui, Niihau, and Oahu.

### WORKED ALL HAWAIIAN COUNTIES AWARD

There are a total of five (5) counties in the state of Hawaii. To qualify for the WAHC Award, one Hawaiian station must be worked in the counties of Hawaii, Honolulu, Kalawao, Kauai, and Maui.

Be sure to enclose \$1.00 for each award being applied for the help defray costs incurred in maintaining this program series. All correspondence should be directed to the Awards Manager, KARC, PO Box 548, Kalaheo HI 96741.

### SANTA CLAUS, INDIANA

The Pike County Amateur Radio Club of Winslow, Indiana, and the Old Post Amateur Radio Society of Vincennes, Indiana, will operate a special events station from Santa Claus, Indiana.

The callsign will be W9CZH, and the dates, December 4, 5, and 6. Starting time is 0000Z on the 4th, continuing on through to 2300Z on the 6th. Frequencies (plus or minus QRM): 21.410, 14.305, 7.270, and 3.925 SSB, 14.090-14.100 RTTY, and 146.52 FM.

A special QSL/Xmas card postmarked from the Santa Claus post office will be sent upon receipt of an SASE. Send to Santa Claus, PO Box 111, Ireland IN 47545.

### MOUNT SAINT HELENS AWARD

Down the road a mere 180 miles sits majestic Mount St.

Helens. We here in Washington remember the historic Sunday morning very well. Supported in the community by a Naval Air Station, we thought for sure bombing maneuvers were underway here on Whidbey Island. Instead, what we were hearing was the explosion and the awesome eruption of Mount St. Helens, a devastating act of nature which had happened some 14 minutes earlier (took this long for us to hear it at the speed of sound). By this time, radio announcers had already received the unfortunate news over the wire services, and aftershocks were being experienced which were to continue for weeks and months to come.

The amateurs throughout the area performed marvelously in the hours of desperation. It behooves all of us, sometime in our amateur careers, to contact amateurs from the region and listen to the story they have to tell!

A unique photographic award of the Mt. St. Helens eruption on May 18, 1980, is now available. Two opportunities, with no mode or band restrictions, are provided to qualify for this very popular award:

1) Contact 8 or more stations within the counties of Washington that surround Mount St. Helens (Clark, Cowlitz, Skamania, and Lewis counties). All contacts must be made on or after March 27, 1980, which was the actual first eruption of the mountain in over 123 years.

2) Report one contact with W7AIA (Clark County Amateur Radio Club) during its operation from 0200 UTC May 16 to 0200 May 18, 1981. That marked the first anniversary of the disastrous eruption that took the life of Reid Blackburn KA7AMF, who was a member of this sponsoring organization.

To apply for this award, send appropriate log information and \$2.00 or more as a donation to the Reid Blackburn Scholarship Fund which has been established in memory of our dedicated friend and fellow amateur. Forward your application to Awards Manager, PO Box 1424, Vancouver WA 98668.

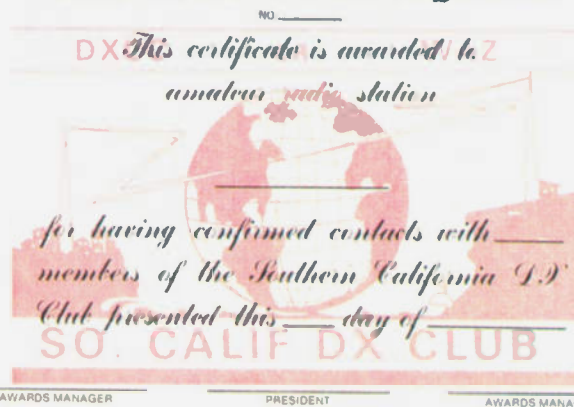
### SOUTHERN CALIFORNIA DX CLUB AWARD

This week I received a very nice letter from Norm Friedman W6ORD, representing the



## SOUTHERN CALIFORNIA DX CLUB

### Certificate Of Recognition



Southern California DX Club, Incorporated. In his letter, Norm announced a Certificate of Recognition which is issued to amateurs throughout the world who can qualify.

Each applicant must work and confirm contact with 35 current members of the DX Club on any frequency from 1.8 to 30 MHz. This will qualify the applicant for the basic award. A bronze seal will be issued for 75 contacts, a silver seal for 100 contacts, and a gold seal will be presented for 125 contacts with

Southern California DX Club members.

Verification of these contacts can be administered by any ARRL or IARU affiliated club. All contacts must be made on or after January 1, 1980, to be valid.

Send your list of contacts and \$2.00 US funds or 10 IRCs to Norm Friedman W6ORD. For a current membership roster of the DX Club members, send an SASE and 2 IRCs to Norm and he will be sure a copy is rushed to your door.

## CORRECTIONS

Figure 8 in "Folded Unipole for 160," on page 32 of the October issue, refers to an swr of "0". Such a value is impossible to obtain. The graph should have a low point of 1.0.

Also, the review of Kenwood's

TR-9000, beginning on page 30 of the August issue, refers to measuring power over a range of 143.3 to 148.7 MHz. This should read: 143.9 to 148.7 MHz.

Tim Daniel N8RK  
73 Magazine Staff

# ege, inc.

453

# YEAR END SALE!

ORDER  
TOLL  
FREE

## 1-800-336-4799

**2% BONUS FOR PREPAID ORDERS**  
(Cashier's Check or Money Order)

ORDER HOURS: 11 am - 8 pm (Eastern Time) Monday - Friday  
9 am - 4 pm (Eastern Time) Saturday

CLOSED TUESDAYS

STORE HOURS: 12 noon - 8 pm M-W-F, 9-3 Saturday

## SANTEC HT-1200



Microprocessor controlled 2m FM handheld Keyboard frequency entry w/LED display 143 000 to 148 995 (Tx), to 149 995 (Rx) Ten memory channels programmed for 146.52, .76, .82, .88, .94, 147.00, .06, .12, .18 & .51 (re-programmable). Scan and search. ±600 Khz offsets or any odd split using memory 1 or 4 watts Size. 2 3/4" w x 6 1/2" h x 1 1/4" d, 1 1/4 lbs With Nicad battery, flex antenna, wall charger, earphone & strap

**SALE PRICE**  
**\$279.00**

FULL LINE OF ACCESSORIES  
ARE AVAILABLE

ST-7/T 440-450MHz  
Handheld XCVR **\$284.95**

### ★ ★ ★ SUPER VALUES ★ ★ ★

#### YAESU

FT107DM 9 Band HF XCVR ..... 944.95  
FP107E External Power Supply for 107 ..... 119.95  
FP107 Internal Power Supply for 107 ..... 115.95  
SP107 Speaker/Patch for 107 ..... 24.95

#### CUSHCRAFT

R3 10-15-20M Ringo ..... 205.95  
A4 10-15-20M Beam 4-element ..... 205.95

#### MFJ

961 1.5 KW Tuner with switch ..... 131.95  
1040 HF Preselector for XCVR ..... 82.95

#### DAIWA/MCM

CNA-2002 Auto tuner 2.5 KW ..... 399.95  
CNW-418 Antenna tuner 200W ..... 169.95  
CN-520 SWR/Power Meter 1.8-60MHz ..... 59.95  
CN-540 SWR/Power Meter 50-148 MHz ..... 69.95

Some items in limited quantity  
and subject to prior sale.

#### MFJ PRODUCTS

989 New 3KW Tuner ..... 279.95  
962 1.5KW Tuner mtr/switch ..... 189.95  
9498 300 watt deluxe tuner ..... 115.95  
941C 300 watt tuner switch/mtr ..... 74.95  
9408 300 watt tuner switch/mtr ..... 65.95  
820 SWR/watt meter & sensor ..... 57.95  
825 Deluxe SWR/water meter & sensor ..... 99.95  
814 HF SWR/water meter ..... 41.95  
721 CW/SSB filter ..... 49.95  
722 CW/SSB filter w/notch ..... 57.95  
732 DX SSB filter ..... 57.95  
7528 Dual Turnable filter ..... 74.95  
624 Phone patch ..... 53.95  
525 RF speech processor ..... 99.95  
401 Econo Keyer ..... 41.95  
406 Deluxe keyer ..... 57.95  
408 Deluxe keyer with speedmtr ..... 65.95  
422 Pacesetter Keyer w/Bencher BY-1 ..... 87.15  
481 Memory Keyer 2 msg ..... 74.95  
482 Memory Keyer 4 msg ..... 82.95  
484 Grandmaster memory keyer 12 msg ..... 115.95  
496 Keyboard II ..... 280.95  
312 Police/Fire/Weather converter ..... 49.95  
202 Noise bridge ..... 45.95  
250 1 kw Dummy Load w/oil ..... 29.95  
260 300 watt dry dummy load ..... 22.95  
262 1 kw dry dummy load ..... 53.95  
102 24-hour clock ..... 29.95  
1102 12 socket pwr strip ..... 28.95  
1103 12 socket pwr strip w/RFI prot. .... 37.95  
1104 8 socket pwr strip-deluxe ..... 49.95

#### BENCHER PADDLES/BALUNS

Black - 8y1 ..... 34.95  
Chrome - 8y2 ..... 42.95  
ZA-1A 3.5 - 30 MHz Balun ..... 14.95  
ZA-2A 14 - 30 MHz Balun ..... 18.50

#### MINIQUAD HQ-1

ALLIANCE HD73 Rotor ..... 129.95  
CDE HAM IV ROTOR ..... 91.95  
BUTTERNUT HF-5V-III 10-80m Vertical ..... 169.95  
86.95

#### CUSHCRAFT

A3 10-15-20m 3 elem. Beam ..... 168.95  
AV3 10-15-20m vertical ..... 41.50  
ARX 28 New Ringo Ranger II 2m ..... 34.00  
ARX2 Ringo Ranger 2m ..... 28.95  
A32-19 2m Boomer DX Beam ..... 75.95  
2148 SSB 144-146 MHz Boomer ..... 61.95  
214F8 144.5-148 MHz FM Boomer ..... 61.95  
2208 220 MHz Boomer ..... 68.95  
A147-11 11-Element 2m FM Beam ..... 34.50  
A147-20T 20-Element SSB/FM Beam ..... 54.95  
A144-11 11-Element 2m SSB Beam ..... 34.50  
AMS-147 2m magnetic mount ..... 23.95

#### HY-GAIN ANTENNAS

TH6DXX Triband Beam, 10-15-20m ..... 238.95  
TH3MK3 3-Element 10-15-20m Beam ..... 179.95  
TH3JR 3-Element 10-15-20m Beam ..... 138.95  
TH3MK2 2-Element 10-15-20m Beam ..... 118.95  
18AVT/W8 10-80 Vertical ..... 82.95  
14AVQ/W8 10-40 Vertical ..... 50.77

#### KLM ANTENNAS

KT34A 4-Element Triband Beam ..... 320.75  
KT34XA 6-Element Triband Beam ..... 469.50  
144-148 13L8 2m 13-Element with balun ..... 77.95  
144-148 16C 2m 16-Element with oscar ..... 93.55  
420-450 14 14-element UHF Beam ..... 37.54  
420-450-27 27-element UHF Beam ..... 55.95  
420-450 18C 18-element UHF for oscar ..... 58.70  
432 16L8 430-434 MHz beam/balun ..... 60.70

#### AEA

ISOPOLE Antennas ..... CALL  
Morse Matic & Contest keyers ..... CALL  
New Morse/RTTY reader ..... CALL

#### BIG DISCOUNTS

KENWOOD, ICOM, YAESU  
TEN-TEC, AZDEN, KDK

— Call For Our Quote —

#### ASTRON POWER SUPPLIES

RS7A 5 amps continuous, 7 amp ICS ..... 49.95  
RS12A 9 amps continuous, 12 amps ICS ..... 69.95  
RS20A 16 amps continuous, 20 amps ICS ..... 89.95  
RS20M same as RS20A + meter ..... 105.95  
RS20S same as RS20A + speaker ..... 105.95  
VS20M same as RS20A + meters & adjustable ..... 124.00  
RS35A 25 amp continuous, 35 amp ICS ..... 135.95  
RS35M same as RS35A + meters ..... 151.95  
VS35M same as RS35A + meters & adjustable ..... 171.00

#### MIRAGE AMPS & WATT METERS

MP1 HF SWR/Watt Meter ..... CALL  
MP2 VHF SWR/watt meter ..... CALL  
823 2 in, 30 out, All Mode Amp ..... CALL  
8108 10 in, 80 out, All Mode, 2m ..... CALL  
81016 10 in, 160 out, All Mode, 2m ..... CALL  
D1010N 10 in, 100 out, 400MHZ ..... CALL

#### VOCOM ANTENNAS/2m Amps

5/8 wave 2m hand held Ant ..... 18.95  
2 watts in, 25 watts out 2m Amp ..... 69.95  
200 mw in, 25 watts out 2m Amp ..... 82.95  
2 watts in, 50 watts out 2m Amp ..... 99.95  
2 watts in, 100 watts out 2m Amp ..... 159.95

#### TELEX HEADSETS-HEADPHONES

C1210 ..... 22.95  
C1320 Headphones ..... 32.95  
PROCOM 200 Headset/dual Imp. MIC ..... 76.95  
PROCOM 300 lt/wt Headset/dual Imp. mic ..... 68.95

#### HUSTLER 58TV 10-80m Vertical



48TV 10-40m Vertical ..... 92.50  
37.95  
3T8A 10-15-20m Beam ..... 161.95

#### HF Mobile Resonators

	Standard	Super
10 and 15 meter	7.95	12.50
20 meters	10.95	14.95
40 meters	12.50	17.30
75 meters	13.50	27.95

Avanti AP 151.3G 2m on glass ant ..... 27.95

#### ORDER INFORMATION

Orders: 1-800-336-4799   
Information: (703) 643-1063   
Mailing Address: 2410 Drexel Street  
Woodbridge, VA 22192  
Store Location: 14415 Jefferson Davis Hwy,  
Woodbridge, VA 22191

#### HOLIDAY HOURS:

CLOSED Dec. 24 thru 29  
January 1 thru 3

Prices Good Until  
December 31, 1981

#### — CALL FOR QUOTES —

Send stamp for flyer. Terms: Prices do not include shipping. VISA and Master Charge accepted. 2% discount for prepaid orders (cashier's check or money order). COD fee \$2.00 per order. Prices subject to change without notice or obligation.

# SOCIAL EVENTS

Listings in this column are space-available basis. The provided free of charge on a following information should be

included in every announcement: sponsor, event, date, time, place, city, state, admission charge (if any), features, talk-in frequencies, and the name of whom to contact for further information. Announcements must be received two months prior to the month in

which the event takes place.

## FAIRBAULT MN DEC 5

The Courage Center Handi-Ham System will hold its annual winter hamfest on Saturday, December 5, 1981, at the Eagles Club, Fairbault MN. There will be a flea market, a dinner at noon, a program, and prizes. For more information, contact Don Franz W0FIT, 1114 Frank Avenue, Albert Lea MN 56007.

## HAZEL PARK MI DEC 6

The 16th annual Hazel Park Amateur Radio Club Swap & Shop will be held on Sunday, December 6, 1981, at Hazel Park High School, Hughes Street at 9 1/2 Mile Road, 1 mile east of I-75, Hazel Park MI. Tickets are \$2.00 and tables are 75¢ per foot. Doors will open at 8:00 with the main prize drawing at 2:00 pm. There will be plenty of food and free parking, plus hourly door prizes. Grand prizes are included with the admission ticket. Talk-in on 146.52. For more information, send an SASE to Jack Field W8UPU, 1444 E. Evelyn, Hazel Park MI 48030.

## SOUTH BEND IN JAN 3

A hamfest swap and shop will be held on Sunday, January 3, 1982, at Century Center, downtown on US 33 one way north between the St. Joseph Bank Building and the river, South Bend IN. Tables are \$3.00 each. There is a half acre of carpeted room in the same building as the industrial history museum. Talk-in on .52/.52, .99/.39, .93/.33, .78/.18, .69/.09, and 144.83/145.43. For more information, contact Wayne Werts K9IXU, 1889 Riverside Drive, South Bend IN 46616, or phone (219)-233-5307.

## WEST ALLIS WI JAN 9

The West Allis RAC will hold its 10th annual all-indoor Mid-winter Swapfest on Saturday, January 9, 1982, beginning at 8:00 am at the Waukesha County Exposition Center. Advance tickets are \$2.00 and tickets at the door are \$3.00. Reserved 4-foot tables are \$3.00, at the door, \$2.00, and on the balcony, free. Included with the ticket will

## Take your favorite H.T. out for a drive tonight.

For \$64.95 you get the most efficient, dependable, fully guaranteed 35W 2 meter amp kit for your handy talkie money can buy.

Now you can save your batteries by operating your H.T. on low power and still get out like a mobile rig. The model 335A produces 35 watts out with an input of 3 watts, and 15 watts out with only 1 watt in. Compatible with IC-2AT, TR-2400, Yaesu, Wilson & Tempo! Other 2 meter models are available with outputs of 25W and 75W, in addition to a 100W amplifier kit for 430MHZ.


VISA or MASTERCARD for same day shipment.



382  
**Communication Concepts Inc.** 2648 N. Aragon Ave., Dayton, OH 45420  
(513) 296-1411

## Radio World

CENTRAL NEW YORK'S MOST COMPLETE HAM DEALER




Featuring Kenwood, Yaesu, Icom, Drake, Ten-Tec, Swan, Dentron, Alpha, Robot, MFJ, Tempo, Astron, KLM, Hy Grain, Mosley, Larsen, Cushcraft, Hustler, Mini Products, Bird, Mirage, Vibroplex, Bencher, Info-Tech, Universal Towers, Callbook, ARRL, Astatic, Shure, Collins, AEA. We service everything we sell!

Write or call for quote. You Won't Be Disappointed.  
We are just a few minutes off the NYS Thruway (I-90) Exit 32

OUT OF STATE  
ORDER TOLL FREE  
800-448-9338

ONEIDA COUNTY AIRPORT TERMINAL BUILDING  
397 ORISKANY, NEW YORK 13424  
N Y Res Call (315) 736-0184

Warren - K2IXN  
Bob - WA2MSH  
Al - WA2MSI



## THE Pipo TROUBLE FREE TOUCH TONE ENCODER

An ultra high quality encoder for absolute reliability and function. Positive touch key action with non-malfunction gold contacts, totally serviceable and self contained. Easy level control, no frequency drift, operates any system. 4.5 - 60 V.D.C., operates in temperatures from -15°F to 160°F. Supplied with instructions, schematic, template and hardware.

### DEALERS:

Ham Radio Center, St. Louis, Missouri... (800) 325-3636  
Henry Radio, Los Angeles, California... (800) 421-6631  
Electronic Equipment, Virginia... (703) 938-3350  
CW Electronics, Denver... (800) 525-6147

PP-1 \$55.  
PP-1K\* \$62.  
PP-2 \$59.  
PP-2K\* \$66. "16 Key"

\*K series=S.P.S.T. Relay with adjustable delay.

M series=Detached frame for irregular installation.

P3 12 or 16 key designed for custom installation, flush mount, 3 different circuits available... request P3 information.

†AT&T

Call or write for free detailed catalog and information guide.

Mail Order To: **Pipo Communications** P.O. Box 3435 Hollywood, California 90028 (213) 852-1515  
Emphasis is on Quality & Reliability 300

be a 50¢ coupon toward a sandwich purchase. Prizes will be awarded. For more information, write 1982 Swapfest, PO Box 1072, Milwaukee WI 53201.

**RICHMOND VA  
JAN 10**

The Richmond Amateur Telecommunications Society will hold its annual Frostfest on Sunday, January 10, 1982, from 8:00 am to 4:00 pm at the Virginia State Fairgrounds, Richmond VA. Admission is \$3.00 plus a table charge for exhibitors and flea-market displays. Overnight trailer parking with complete hookups will be available at \$7.00 per night. Various prizes will be given away during the day with three main prizes to be awarded at 3:00 pm. There will be approximately one acre of indoor heated and well-lighted space. Talk-in on 146.34/.94, 146.28/.88, and 146.52. For additional information, call Joe Stern W4LD at (804)-737-0333.


**ARLINGTON HEIGHTS IL  
FEB 7**

The Wheaton Community Radio Amateurs will hold their annual hamfest on February 7, 1982, beginning at 8:00 am at the Arlington Park Race Track EXPO Center, Arlington Heights IL. Tickets are \$3.00 at the entrance and \$2.50 in advance. There will be free flea-market tables, expanded floor space, parking, awards, and a large commercial area, including the new computer section. Talk-in on 146.01/.61 and 146.94. For commercial info, call WB9TTE at (312)-766-1684; for general info, call WB9PWM at (312)-629-1427. For tickets, send an SASE to WCRA, PO Box QSL, Wheaton IL 60187.

**LIVONIA MI  
FEB 28**

The Livonia Amateur Radio Club will hold its 12th annual LARC Swap 'n Shop on Sunday, February 28, 1982, from 8:00 am to 4:00 pm at Churchill High School, Livonia MI. There will be plenty of tables, door prizes, refreshments, and free parking. Talk-in on 146.52. Reserved table space of 12-foot minimum is available. For further information, send an SASE (4 x 9) to Neil Coffin W4BGWL, c/o Livonia Amateur Radio Club, PO Box 2111, Livonia MI 48151.

**Code reading  
makes ham radio  
more fun!**



**Field Day 2**

A code reader can add to the fun of ham radio by allowing you to copy many signals that are too complex or too fast to decode by ear.

You can get in on such things as news-wire service transmissions, weather information and financial reports that are sent by radioteletype (RTTY), ASCII computer language or Morse code.

Some code readers only copy one or two types of signals, but the **Kantronics Field Day 2™** allows you to copy RTTY at 60, 67, 75 and 100 WPM. ASCII at 110 and 300 (if sent as it is typed) Baud and Morse at 3 to 80 WPM.

The **Field Day 2** even has an editing program to improve sloppy Morse. You get more of the message and fewer illegal character signs than with other code readers. With a **Field Day 2** you also get a 24-hour clock, code speed display and TTL compatible demodulator output.

The **Field Day 2** is a complete unit in one package with a large, easy-to-read, 10-character display and is backed with a full-year limited warranty.

Code reading makes ham radio more fun, and now you can get started with one compact, versatile unit, at \$449.95, suggested price, the **Field Day 2**.

**Call or visit** your Authorized Kantronics Dealer for a demonstration!

**Kantronics**  
(913) 842-7745  
1202 E. 23rd Street  
Lawrence, Kansas 66044

**TOWERS**

**60-FOOT  
INSTALLED**

**Tower  
Power**

Rohn, hot-dipped galvanized truss towers

Installation by experienced crew anywhere in New England.

60-foot tower, **INSTALLED**, as low as \$900!

**WINDWARD**

**WINDWARD**

**CUSTOM  
ENERGY  
SYSTEMS**

8 River Drive (Rt. 47)  
Hadley, MA 01035  
(413) 584-3510

29

# AMATEUR ELECTRONIC SUPPLY - USED GEAR

- ★ 10 day Trial (pay only Shipping Charges)
- ★ 30 day Warranty 9-25-81
- ★ Full Trade-in within 3 months on New Gear
- ★ Mastercard or VISA welcome - Call Today!


<b>AMCOMM</b>	TR-4/NB Xcvr	349 mve
S-225 2m FM Xcvr	TR-4C Xcvr	379 mwc
<b>AMECO</b>	RV-4C Remote VFO	89 m
350PS AC supply	FF-1 Xtal adaptor	19f
PT-2 Xcvr preamp	TR-6 6m Xcvr	469 w
<b>ATLAS</b>	TR-6/NB 6m Xcvr	499 e
350XL Xcvr	AC-3 AC supply	59 mwf/c
350XL/Digital/305	AC-4 AC supply	89 all
DMK-XL Mobile mt	DC-3 DC supply	49 me
210X 80-10m Xcvr	RV-7 Remote VFO	139 m
210X/LE 80-10m Xcvr	WH-7 Wattmeter	89 m
215X/NB 160-15m Xcvr	MN-75 Ant tuner	179 m
AR-200 Power supply	L-4 Linear amplifier	599f
200PS Power supply	R-7/DR-7 SW Rcvr	999 w
110L Xcvr (RX+TX)	TR-22 2m FM Xcvr	99 e
PS-110H 12v ps	TR-22C 2m FM Xcvr	119 m
<b>CLEGG/SQUIRES-SANDERS</b>	AA-22 2m amp/preamp	49 w
Interceptor Receiver	UV-3 (2m/450) Xcvr	499 w
22'er FM series 25	UV-3 (3-band) Xcvr	699 c
FM-27B 2m FM Xcvr	ETO	
011 Power supply	Vomax Processor	\$129 m
Desk cgr for HT-146	<b>ENCOMM</b>	
<b>COLLINS</b>	HT-1200 2m FM HT	\$239 m
75S-1 Ham Rcvr	<b>HALLICRAFTERS</b>	
75S-3 Ham Rcvr	HA-1 Keyer	\$ 49 m
75S-3B Ham Rcvr	<b>HEATHKIT</b>	
75S-3B Rcvr (round)	SB-300 Ham Rcvr	\$169 c
F455FA08 800 Hz filter	SB-301 Ham Rcvr	199 e
F455FA31 3.1 KHz filter	SB-313 SWL Rcvr	169 m
51S-1 Rcvr (round)	HR-1680 Ham Rcvr	99 m
32S-1 Transmitter	HS-24 Speaker	9 m
32S-3 Transmitter	<b>HY-GAIN</b>	
32S-3 Xmtr (round)	3750 Xcvr	\$599 w
516E-1 KWM-1 DC ps	IRL	
351D-1 KWM-1 mount	FSK-500 Demodulator	\$169 m
KWM-2 Xcvr	<b>ICOM</b>	
516F-2 AC supply	IC-701 Xcvr	\$599 wf
CC-3 Carrying case	IC-701PS Power supply	99 wf
351D-2 KWM-2 mount	IC-720 Xcvr	895 w
<b>DENTRON</b>	PS-15 Power supply	99 w
160-10AT-3kw Tuner	IC-551 6m Xcvr/FM	399 m
Jr. Monitor Tuner	IC-225 2m FM Xcvr	149 mc
DTR-3KA Ant tuner	IC-211 2m FM Xcvr	399 mv
DTR-1200L Linear	IC-245 2m FM Xcvr	239 mv
DTR-2000L Linear (air)	IC-280 2m FM Xcvr	239 w
W-2 Wattmeter	IC-202 2m SSB port	169 e
WVP-2A VHF PEP meter	IC-202S 2m SSB port	189 m
AF-1A Rcv audio proc	IC-3PA Power supply	39 m
<b>DRAKE</b>	RM-2 Programmer	69f
SW-4A SWL Rcvr	<b>KLM</b>	
2A Ham Rcvr	661 6m Xcvr	\$349 m
2B Ham Rcvr	2-70B 2m 2/70w amp	79 w
2C Ham Rcvr	4-80BL 2m 4/80w amp	129 w
2AQ Spkr/Q-mult	10-70B 2m 10/70w	89 e
2BQ Spkr/Q-mult	15-80BL 2m 15/80w	119 w
R-4 Ham Rcvr	<b>KENWOOD</b>	
R-4A Ham Rcvr	R-599 Ham Rcvr	\$199 fv
R-4B Ham Rcvr	R-599A Ham Rcvr	229 m
R-4C Ham Rcvr	R-599D Ham Rcvr	249 mf
MS-4 Speaker	T-599A Transmitter	269 m
4NB Blanker	T-599D Transmitter	299 mfv
FL-250 Filter	TS-900 Xcvr/PS-900 ps	399 m
FL-500 Filter	DS-900 DC supply	69f
FL-1500 Filter	TS-120S Xcvr	479 e
2NT CW Transmitter	TS-130S Xcvr	529 m
T-4X Transmitter	PS-30 Power supply	99 me
T-4XB Transmitter	TS-180S Xcvr	499f
T-4XC Transmitter	VFO-180 Remote VFO	99 e
TR-3 Xcvr	AT-180 Ant tuner	129 m
TR-4 Xcvr	TS-520 Xcvr	449 c

TS-520S Xcvr	449 m
TS-820 Xcvr	499f
TS-820/DG-1/CW filt	599f
TS-820S Dig Xcvr	599 mf
TS-820S/CW filter	629 m
TS-820S/CW filt/DC	659 m
SP-820 Speaker	49f
AT-200 Ant tuner	115 w
R-300 SW Rcvr	189 mfc
R-1000 SW Rcvr	299 m
SP-100 Speaker	29 mwf
TV-502 2m Xvtr	179 m
TV-506 6m Xvtr	179f
TS-600 6m Xcvr	439 e
TS-700A 2m Xcvr	399fc
TS-700SP 2m Xcvr	479f
TR-2200A 2m FM Xcvr	129 mf
TR-7400A 2m FM Xcvr	239 wf
TR-7400A/CES scanner	269 e
TR-7600 2m FM Xcvr	199 mw
TR-7625 2m FM/TTP mic	269 m
TR-9000 2m Xcvr	349 m
TR-8300 450 FM Xcvr	199 mv
PS-20 Power supply	49 w
<b>MFI</b>	
949B Ant tuner	\$ 79 m
961 Ant tuner	99 m
982 Ant tuner	129 w
989 Ant tuner	199 m
721 SSB/CW filter	29 w
751 SSB/CW filter	39 we
<b>MICROLOG</b>	
AVR-1 Demodulator	\$349 m
AVR-2 Demodulator	499 m
<b>MIDLAND</b>	
13-510 2m FM Xcvr	\$229 mfc
13-510A 2m FM Xcvr	249 m
<b>J.W. MILLER (DAIWA)</b>	
RF-440 Speech proc	\$ 89 m
<b>MIRAGE</b>	
MP-1 PEP wattmeter	\$ 69 w
<b>NDI</b>	
HC-1400 2m FM Xcvr	\$199 e
<b>PALOMAR ENGINEERS</b>	
RX noise bridge	\$ 39 w
VLF converter	49 w
<b>REGENCY</b>	
EC-175 Counter	\$ 99 m
<b>ROBOT</b>	
61 Viewfinder	\$175 m
70 Monitor	175 w
80 Camera	179 mw
<b>SILTRONIX</b>	
700R Custom Rcvr	\$199 m
<b>STANDARD</b>	
146 2m FM HT	\$ 79 m
C-118 2m FM HT	79 m
<b>SWAN/CUBIC</b>	
22 VFO adaptor	\$ 19 mv
412 DC supply	29 m
P-1215 AC supply	49 m
100MXA Xcvr	349 m
Astro 150 Xcvr	569 w
PSU-5 Supply	129 mw
102BX Xcvr	599 e
PSU-6 Supply	139 mfe
300B Cygnet Xcvr	329 m
350 Xcvr	199 w
350C Xcvr	289 m
500 Xcvr	249f
500C Xcvr	269 wf
500CX Xcvr	299f
HF-700S Xcvr	329f
117X Basic AC ps	59 m
117XC AC ps/spkr	99 mwf/v
230XC 110/220 ps	95 m

PSU-3A Supply	119f
14-117 DC supply	99f
600T Transmitter	249 fe
600R Custom Rcvr	249 e
ICAF Audio notch	19 m
NB-500 Blanker	29f
250 6m Xcvr	179 wf
WM-1500 Wattmeter	45 m
WM-200A PEP meter	59 m
WM-2000A PEP meter	69 m
<b>TPL</b>	
702 2m 10/70w amp	\$ 69 m
1202 2m 5/80w amp	89 m
3A13AD Nonreg ps	39 m
<b>TEMPO</b>	
2020 Xcvr	\$499 mc
Tempo One Xcvr	289 mv
AC One AC supply	89 mv
VHF One Plus 2m FM	189f
S-1 2m FM HT	169 e
S-1T 2m HT/TTP	199 w
<b>TEN-TEC</b>	
200 VFO	\$ 49 m
505 Argonaut Xcvr	199 mw
206 Calibrator	19 m
208 Ext CW filter	19 m
405 50w Linear	119 m
570 Century/21 Xcvr	239 mwf/v
574 Century/21 Digital	289 w
670 Keyer	19 mw
276 Calibrator	19 mfc
540 Xcvr	399f
544 Digital Xcvr	449 w
544 w/CW filt/NB	469 m
252G AC supply	99 w
262G PS/VOX/spkr	99 mwf/e
252M AC supply	99 m
262M AC supply	99 mwf/e
207 Ammeter	9 m
242 External VFO	99 w
244 Digital display	99 mwe
247 Ant tuner	49 mw
Omni-A series B Xcvr	589f
Omni-D series B Xcvr	689 mfc
252M/O AC supply	99 mf
234 Speech processor	99 m
214 Microphone	25 m
285 CW filter	35 m
<b>VHF ENGINEERING</b>	
BLC10/70 2m amp	\$ 69 e
PA140-30 2m amp	99 w

<b>YAESU</b>	
FLOX-400 Transmitter	\$249 e
FR-101S Receiver	249 w
FR-101 Digital	299 m
FL-101 Transmitter	329 m
FT-101 Xcvr	489 mwf
FT-101B Xcvr	499 me
FT-101E Xcvr	599 all
FT-101E w/CW filter	629 m
FT-101E w/AM filter	629 m
FT-101EE Xcvr	549 mf
FT-101EE w/processor	579 m
FT-101EE w/CW filter	569 w
FT-101EX w/CW filter	529 m
FV-101B Remote VFO	99 c
SP-101PB Spkr/patch	49 c
FT-301S DIG 20w Xcvr	369 w
FT-301 DIG Xcvr	469 m
FT-301AD Dig Xcvr	469f
FP-301 AC supply	99 mw
FT-301D Deluxe ps	149 mw
FV-301 Remote VFO	89 m
LL-301 Phone patch	35 m
FT-7 20w Xcvr	329 mc
FP-4 Power supply	35 c
FV-901DM Remote VFO	289 m
SP-107P Spkr/patch	49 v
FV-107 Remote VFO	99 me
FT-707 Xcvr	549 e
FT-221 2m Xcvr	349 m
FT-225RD 2m Xcvr	499 e
CPU-2500RK 2m FM	289 mv
FT-207R 2m FM HT	199 e
YC-355D Counter	99 m

## Singer Gertsch




Communications Generator/Monitors  
We have a FM-10C w/RFM-10 FIM-3 & ODM-1 for \$4995<sup>00</sup> and a FM-10CS w/RFM-10A, FIM-3 & ODM-1 for \$5995<sup>00</sup>. Since these units were used in our shops only, they are in very good condition (never used for mobile or portable applications) Milw. Store

(1) This list was prepared from an inventory taken on the date shown. The letters after the prices indicate in which store the equipment was located at that time. The quantities vary. In some cases there are several of an item, others, only one. Due to the lead and distribution time of this publication, some of the items may have already been sold by the time you see this ad. However, due to the number of trades we are involved in each day, some items are in stock that are not listed. (2) We reserve the right to sell certain power supplies and accessories only with matching transmitters or transceivers, depending on our stock situation. (3) Sometimes used gear is serviced after we receive your order. Please allow for a few days delay in shipping your order. (4) No trades on used gear. (5) Used gear policies do not apply to New Equipment special. Closeouts, etc

**STORE HOURS:** Mon, Tue, Wed & Fri 9-5:30; Thurs 9-8; Sat 9-3  
(Las Vegas & Clearwater stores NOT open Thursday evenings)

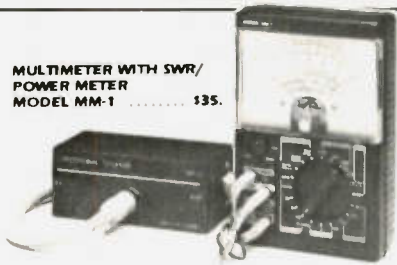
**EXPANDED WATS PHONE HOURS:** Even though we have multiple WATS lines, many customers report that they have trouble getting through, especially on Mondays. Lines are less congested afternoons, evenings and towards the end of the week. To serve you better, the Milwaukee headquarters will answer our Nationwide WATS line 1-800-558-0411 until 8 pm (Milwaukee time) Monday thru Thursday. Orders placed Thursday evening can be shipped Friday and be in transit over the weekend.

Location	Local Phone	Nationwide	In-State
m = Milwaukee, WI 53216; 4828 W. Fond du Lac Ave ...	(414) 442-4200	1-800-558-0411	1-800-242-5195
w = Wickliffe, OH 44092; 28940 Euclid Ave.....	(216) 585-7388	1-800-321-3594	1-800-362-0290
f = Orlando, FL 32803; 621 Commonwealth Ave .....	(305) 894-3238	1-800-327-1917	1-800-432-9424
c = Clearwater, FL 33515; 1898 Drew Street.....	(813) 461-4267		
v = Las Vegas, NV 89106; 1072 N. Rancho Drive.....	(702) 647-3114	1-800-634-6227	
e = Chicago, IL Erickson Communications (Associate)...	(312) 631-5181	1-800-621-5802	




# FACTORY-DIRECT INFLATION FIGHTERS! PRICES SLASHED DRAMATICALLY!

**MULTIMETER WITH SWR/  
POWER METER  
MODEL MM-1 ..... \$35.**



The MM-1 is high quality 20K-ohm/VDC Multimeter usable as the SWR/Power Meter as well by connecting the directional coupler unit included.

**Specifications:**

DC Volt ..... 0 — 0.3, 1.2, 6, 30, 120, 600V [20K-ohm/V] ± 3%  
 AC Volt ..... 0 — 6, 30, 120, 600V [8K-ohm/V] ± 4%  
 DC mA ..... 0 — 60uA, 3, 300mA ± 3%  
 OHM ..... Rx1, Rx10, Rx1K  
 dB ..... —20 — +18 0 — +32dBm  
 C ..... 200pF — 0.5uF  
 U ..... 0 — 0.1, 10, 100mA  
 Frequency Coverage ..... 3.5 — 150MHz  
 VSWR ..... 1:1 — 3:1  
 RF Power Range ..... 0 — 20, 200, 1000W ± 10%  
 Accessory Included ..... Directional coupler unit with relevant connector cable, test leads and battery  
 Dimensions ..... 4 1/2" [W] x 6 1/4" [H] x 2" [D]: Multimeter  
 4 1/4" [W] x 2 1/4" [H] x 2" [D]: Coupler  
 Net Weight ..... 1.06 lbs [480 grams]: Multimeter  
 0.75 lbs [340 grams]: Coupler



**SWR & POWER METER FOR HF/VHF BAND  
MODEL PM-3HV ..... \$40.**

High quality SWR/Watt meter designed as SWR and power can be measured independently at a time. With meter illumination and "On-the-Air" indicator lamp.

**Specifications:**

Frequency Coverage ..... 3 — 150MHz  
 RF Power Range ..... 0 — 20, 200, 1,000W, 3 ranges ± 10% accuracy  
 Power Source ..... 12V AC/DC (for meter illumination only)  
 Accessory Included ..... 7ft. long connector cable with fuse for meter illumination purpose  
 Dimensions ..... 7" [W] x 3" [H] x 3 1/2" [D]  
 Net Weight ..... 1.8 lbs [0.8 kgs]



**SWR & POWER METER FOR HF/VHF BAND  
MODEL PM-4HV ..... \$30.**

Compact and light weight SWR/Watt meter designed for mobile operation as well as base station use.

**Specifications:**

Frequency Coverage ..... 3 — 150MHz  
 RF Power Range ..... 0 — 20, 200, 1,000W, 3 ranges ± 10% accuracy  
 Accessory Included ..... Velcro double back adhesive mounting for mobile installation  
 Dimensions ..... 6" [W] x 2 1/4" [H] x 2 1/2" [D]  
 Net Weight ..... 1 lb. [0.44 kgs]

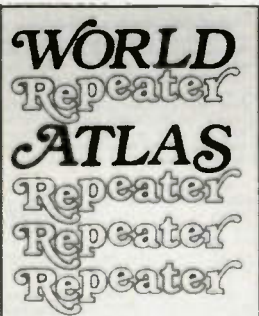
Mfg. by: **AKIGAWA ELECTRONICS CORP.** • Exclusive Distributors: **McCAW ELECTRONICS, INC.** • P.O. Box 66; Carlsbad, CA 92008; Phone: [714] 434-1078; TELEX: 181743 MACAW CSBD

✓ 56

Prices do not include shipping and handling and are subject to change without notice

## NEW — From 73 — MAGAZINE —

# THE MOST UP-TO-DATE REPEATER ATLAS AVAILABLE!



**INCLUDES:**

- LISTINGS BY STATE AND COUNTRY
- LISTINGS BY FREQUENCY
- MAPS FOR EACH STATE
- 28 MHZ THROUGH 1296 MHZ
- PERFECT FOR MOBILING

● **WORLD REPEATER ATLAS—BK7315—** Completely updated, over 230 pages of repeater listings are indexed by location and frequency. More than 50 maps pinpoint 2000 repeater locations throughout the USA. Foreign listings include Europe, the Middle East, South America and Africa. \$4.95.

**IN STOCK AND READY TO SHIP**

\*Use the order card in the back of this magazine or itemize your order on a separate piece of paper and mail to: 73 Radio Bookshop • Peterborough NH 03458. Be sure to include check or detailed credit card information. No C.O.D. orders accepted. Add \$1.50 handling charge. Questions regarding your order? Please write to Customer Service at the above address. Please allow 4-6 weeks for delivery.

**FOR TOLL FREE ORDERING CALL 1-800-258-5473**

# Orbit



**ORBIT** is the Official Journal for the Radio Amateur Satellite Corporation (AMSAT), P.O. Box 27, Washington, DC 20047. Please write for application.

For a **FREE SAMPLE COPY** please send \$1 to cover First Class Postage and handling to: Orbit, 221 Long Swamp Road, Wolcott, CT 06716.



Yuri Blarovich VE3BMV  
Box 292  
Don Mills  
Ontario M3C 2S2  
Canada

## DX BULLETIN OF THE MONTH

As we have mentioned in the past, it is extremely helpful to subscribe to one of the bulletins in order to be in touch with what is happening out there in the DX jungle. To show what one of the better DX bulletins looks like, let's take a look at *The DX Bulletin*.

It's a weekly publication edited and published by Jim Cain K1TN, a well-known DXer, contesteer, and "well-cooked"

ham. *TDXB* provides fresh and up-to-date information about DX activity, happenings that relate to DXing and contests, notes on equipment and conventions, records of stuff worked on the bands, QSL Information, and notes on propagation. All in all, it's a very well-written publication. The subscription rates are \$26 per year for W, VE, and XE (others: \$35). The address is 306 Vernon Ave, Vernon CT 06066.

Well, Merry Christmas and Happy New Year! May you work all the new ones you still need!

## WELL-COOKED OR INSTANT HAM?

During my summer vacations, thanks to the lousy rainy weather, I had the pleasure to visit a bunch of really nice hams on Long Island (NY). Among other things, I also had an opportunity to lay my hands on a Signal One CX11. What a machine! It's very tempting and makes you feel like mortgaging your house to get one.

# The DX Bulletin

ISSUE 108 SEPTEMBER 19, 1981

**PROPAGATION:** Sep 19, Below Normal; Sep 20, Low Normal; Sep 21, High/Low Normal; Sep 22, High/Above Normal; Sep 23, High/Low Normal; Sep 24, High Normal; Sep 25, High/Low Normal; Sep 26, 27, High Normal; Sep 28, High/Above Normal; Sep 29, High/Low Normal; Sep 30, High/Above Normal; Oct 1, High Normal; Oct 2, High/Low Normal; Oct 3, High Normal; Oct 4, 5, Above Normal. **TNX W4XX.**

### A PIN DROPPED...

And you could hear it on 14275 last Saturday (Sep 12), even though it seemed the whole world was listening. W7PHO, this is K7LAY/BT Shanghai, you're five by nine."

K7LAY/BY was a demonstration station in Shanghai by Bob Hudson and other members of the Boeing radio club; they were set up mainly to work a Chinese station in Beijing, which was signing "CIE." That contact lasted ten minutes, followed by the pre-arranged schedule with W7PHO and two other stations, including a club station in Washington state and a station on a Marianne Chain island. It seemed that hundreds of DXers had heard of the planned schedule over the air and awaited the call from Hudson and his loaned TR-7 from Drake.

While some informal authorization for the transmissions had been obtained, it was realized that these contacts would not be counting for anybody's DXCC; that was not the idea. The idea was to make a further breakthrough toward real Chinese amateur operations in the future. Apparently in that respect the operation was a success. The station could be heard all over the U.S.

### K1CC IN POLAND

Nich Aszarabowski, just back from Poland, reports the convention he attended near the SP9KRT club site in southern Poland was a success, with several hundred hams in attendance despite the increasingly desperate situation there. At the same time, the con-

vention of the Solidarity Union was being held at the other end of the country, on the Baltic Sea coast.

Rich made about 2,000 contacts himself as SO3CC, from the home of SP3DOI, and operated a little fu on 2 Meters (simplex only, no SP repeaters yet). Despite mostly bow-tie radio and severe TVI problems, among Poland's 7,000 hams (out of some 35 million citizens) amateur radio is alive and well. Rich's slide presentation dispelled a notion common in Europe that U.S. DXers are very loud due to running "big power." After seeing some of the tall towers and multi-element arrays several of the local DXers were heard planning new towers and quad antennas. Poles are also now getting interested in using their new privileges on RTTY and SSTV.

### W9DXCC CONVENTION

Convention chairman K9XN reports about 150 attendees last weekend for this long-running event, down about ten percent from previous years. Special mention was made of the presentations by Dick Inthorn, W4ETO, of Alpha amplifiers, and by Dana Atchley, W4CF, who spoke on antennas for 80 and 160 Meters.

The DXer OF THE YEAR crown was placed on the deserving head of Al De Merre, K9RF, who was also awarded a special trophy dubbed the "Repeater Usage Award." The HOC is a fun award going back to the very beginning of the W9DXCC Convention.

ARRL was represented ably by Don Search, W3AZD. While the meeting was marred by having only four representatives from Indiana (none from Indianapolis), Milwaukee looks like a growing DX hotspot, with many in attendance from that metropolitan area.

The DX Bulletin (ISSN 0279-8077) is published weekly for \$26 per year in the U.S., Canada and Mexico; all others \$35 per year. The DX Bulletin is published at 306 Vernon Ave., Vernon, CT 06066. Second-class postage paid at Vernon, CT. POSTMASTER: Send address change to The DX Bulletin, 306 Vernon Ave., Vernon, CT 06066.

The main thing I would like to highlight is the people—true hams—whom I had the pleasure to meet. What is the big deal about this?

What we are witnessing today is an influx of new "instant" hams who are the products of ham colleges which have all kinds of Instant miraculous ways to get you legally on the ham bands and talking as soon as you can. Let's have a look at this group. Typically, they are an outgrowth of the CB generation in which, to get on the radio, all you had to do was pay your bucks and get the best (most expensive) radio, big "shoes," and a tower. Typically, too, they got fed up with all the regulations and quickly found that there were more frequencies around than those they were "forced" to be on. So here comes the vfo and 1- or even 10-kW amplifier. They start using their "freedom of speech" all over the bands, including commercial and amateur. They usually talk about nothing—and they can do that for quite a while.

Then comes the discovery that there are hams who can use vfo's and kilowatts legally and that things are more decent on the ham bands. You don't hear

so many carriers. They get interested and some of them simply retune their rigs down there, pick a callsign, and you know the rest. Some go and take courses, "suffer" through the "nonsense," and finally manage to get their tickets. You can tell them from the crowd if you listen in the pileups: they usually call for five minutes without stopping.

Our compliments to those CBers who are basically law-abiding, got fed up with the mess around 27 MHz and then got genuinely interested in ham radio. They got their licenses and tried to learn as much as they could. They discovered a whole new world and enjoy learning more about all the aspects of radio communication: equipment, antennas, propagation, etc. They are a welcome contribution to the hobby.

If we look back a few years, when CB wasn't around, the situation was different. You usually started as an SWL or by seeing another ham's station. The process involved not only talking on the bands, but also a great amount of interest and activity in designing, building, and experimenting with equipment.

THE DX BULLETIN SEPTEMBER 19, 1981

OS2VNL and O21BZA have been very active on their Pacific operations, first XMS American Samoa, last week as ZK2TA Wioe. They were slated to finish up there about Sep 15 and then operate from Yonga A15 or Tokelau 2M7 until the 21st. After that the last legs of the trip will include the Kiribatis and possibly Neuru. Their activity seems to have concentrated on CW and they have been workable easily on both 40 and 80 Meters.

D651 started his African work on schedule from SV7ML Sep 12 and was expected to appear from Volta as KT2AW Sep 16-18, then from the Camerouns TJ and finally his last two days Sep 21 and 22 from Gabon. He returns to Germany Sep 24. QSL to DK9ED for all.

Vince Thompson, K5VT, back in the States, says his 3SVVT operating was 20 Meters only due to antenna limitations, but he is hinting another step in Tunisia may not be far off, and if so he will be prepared for all bands at that time.

Rumors concerning Albania now seem to center around B4SAK, who claims to have a license for Z4BAM valid Dec 4-14 of this year. Other Spanish hams continue to be mentioned in connection with the effort.

Following their successful Juan de Nova operation, F4PGL and F47RP made a surprise appearance from Mozambique on their way home, signing F4PGL; the operation seems to have run only a day or so.

A commemorative operation is planned from Hawaii's Pearl Harbor, to sign K85FP Dec 4, 5, and 6.

ZBETC is up to his ears in alligators on 160 Meters...Tom, whose technique is to call stations as he hears on their frequency on Top Band, finds that although East Coast U.S. stations are putting big signals into Ascension, they don't seem to hear him. Yet, when he does work someone he gets a good report. Perhaps those alligators have migrated down from 50 MHz; Tom also sees some big signals are coming out of the States on 8 Meters, and he has been able to work a few of them.

Re DECC...it has been announced that ARRL's Headquarters Awards Committee will be setting a date (apparently a future rather than retroactive one) after which credit for single-mode awards will be given only for QSLs which clearly state "2-way QSO." As it takes several months for a formal announcement to appear in QST, a guess might be January 1, 1982 for the new rule.

That Bangladesh rumored for early this month may actually happen, but the dates are October 13-18, according to JASGR of the "JAB DX Group." They don't have a callsign yet. JH2HK is the group leader, and will be accompanied by JASMW and several others, who will share operating chores on 80-10 Meters and possibly 50 MHz, CW and SSB.

Terry Baxter, N6CW, and friends will operate from Tortola, British Virgin Is, again this year for the CQ Phone Contest. This will be Terry's sixth straight effort from there (he is VP2VHM).

And St. Pierre will again be the destination of W4AM Oct 10-18, in the company of K8CJQ, W4NR, and W8ZJY. They will be on 80-10 Meters, no lists.

In Issue 107 mention was made of the ARRL Romanian Convention letter this month, and of a slide show on the 1980 P2CC CW Phone Contest operation. That multi-multi operation was the 1980 top score but not an all-time record. That honor still belongs to the 1979 VP2KC multi-multi. Sorry.

What has happened to T116GD and L83YT on South Sandwich? Anyone know? No reports of either of these stations in some time. Many still need.

160 Meters is already getting very good in anticipation of the Winter DX season; VK and IL stations have been coming through to the East Coast U.S. around 0600Z. At the same time, 10 Meters, at the other end of the spectrum, continues its stumbling act toward autumn propagation. For example, last weekend in the Worked All Europe Contest, 10 was excellent the first day but on Sunday only USSR stations had decent signals.

And as K5RC observed in a recent issue of the National Contest Journal, 160 is going to be very interesting this year with DX allowed; now we will see who was playing fair in the past and who wasn't!





Hsu was licensed many years ago as XU8CH and C1CH.

Although propagation was not good between the cities, communications were established about 10:45 pm on September 9th. The station in Beijing used the callsign CIE and the one in Shanghai used K7LAY. Both stations were heard in many countries with

strong signals. The Chinese asked us to tell the world that their top government leaders are solidly behind amateur radio, and that before too long, China expects to establish many friends throughout the world through the medium of amateur radio.

Our delegation was overwhelmed by the reception we re-

ceived in China and very honored to be the first official amateur radio delegation to China and to demonstrate amateur radio. In China, we met many old-timers and our meetings with them were precious events in all our lives.

We are very appreciative of our host in China, The China Institute of Electronics, and also

the China National Radio Sport Commission and the Shanghai Institute of Electronics.

**Editor's Note:** This report is based on a press release from the US delegation, filed on September 12 in Hong Kong. 73 hopes to be able to report more details on the China breakthrough in the months to come.

## CONTESTS



Robert Baker WB2GFE  
15 Windsor Dr.  
Atco NJ 08004

I've lost track of the number of times we've asked everyone to send in their information as early as possible, but I thought I'd better do it one more time. At

least three or four contest announcements were received too late for the last issue. Some came as late as four weeks past deadline. Just to show you what

kind of lead time is involved, the material for this issue had to be in my hands no later than September 20th. To be safe, it should be sent directly to my home address and not through the magazine as that only tends to slow things up. It might be several weeks before mail is forwarded to me from Peterborough. If material is coming from overseas, send it as early as possible and use air mail to avoid delays. In all cases, try to get the information in as early as possible.

In the results department... W1CCN finished third while K2SX finished fifth on CW during the 1981 RSGB 7-MHz Contest. They were the only USA amateurs listed in the official re-

sults. Maybe we can do a little better in '82.

### CONNECTICUT QSO PARTY

**Starts: 2000 GMT December 5**  
**Ends: 0200 GMT December 7**  
**Rest period: 0500 to 1200 GMT December 6**

Sponsored by the Candlewood Amateur Radio Association (CARA). Phone and CW are considered to be the same contest. Stations may be worked once on each band and each mode.

### EXCHANGE:

Send QSO number, RS(T), and ARRL section or Connecticut county.

### SCORING:


Out-of-state stations multiply total QSOs by the number of Connecticut counties worked (8 maximum). Connecticut stations multiply total QSOs by the sum of ARRL stations and provinces. Additional DX contacts count for QSO points, but only one DX multiplier overall is allowed. W1QI, the club station, will be operating CW on the odd hours and SSB on the even hours and counts as 5 points on each band and mode. Novice contacts count as 2 points each and OSCAR contacts count 3 points each.

### FREQUENCIES:

CW—40 kHz up from the bottom of each band; SSB—3927, 7250, 14295, 21370, 28540; Novice—3725, 7125, 21125, 28125.

### ENTRIES & AWARDS:

A Worked All Connecticut Counties certificate will be awarded to each station working all Connecticut counties. Other awards given as usual, minimum of 5 QSO points! Logs must show category, date/time (GMT), stations, numbers,



# K5ZOO

**MARSHALL CLOUSER    MADISON COUNTY**  
**107 S. MADISON    MADISONVILLE, TEXAS 77864**

### QSL OF THE MONTH

Bright, eye-catching color and humorous graphics made K5ZOO's card this month's winner.

If you would like to enter the contest, put your QSL in an envelope and mail it along with your choice of a book from 73's Radio Bookshop to 73 Magazine, Pine Street, Peterborough NH 03458. Attention: QSL of the Month. Entries which do not use an envelope (the Postal Service does occasionally damage cards) and do not specify book choice will not be considered. Each month we consider a new set of entries, so you may want to resubmit your card in another month.



# The Scuttlebutt

yankee clipper  
contest club

## NEWSLETTER CONTEST WINNER

This month, we salute the Yankee Clipper Contest Club (YCCC) and its publication, *The Scuttlebutt*. Despite the limitations of a small budget, editor K1GQ produces a good-looking, information-packed, 10-page newsletter each month. What's the secret of this low-cost success?

For starters, the editor leaves no stone unturned in his quest for club members with connections necessary to get *The Scuttlebutt* printed at the lowest possible cost... sometimes for free! Occasionally, he cajoles a local firm involved in the ham business to pick up the tab, in exchange for a page of advertising.

Typesetting for *The Scuttlebutt* is a volunteer effort, contributed by club members with access to the required equipment. Mailing labels are similarly handled by a member who keeps the YCCC membership list on the computer in his office.

The editorial content of the newsletter is a cooperative effort, too, with many club members helping out. The editor doesn't try to write the whole thing.

The lesson to be drawn from *The Scuttlebutt* is that there are numerous untapped resources both within your club and within your community. Editors on a budget (aren't we all?) must seek out these hidden assets. Quality on a shoestring—it can be done!

Proud of your club's newsletter? Send it to: Newsletter Contest, 73 Magazine, Peterborough NH 03458.—WB8BTH.

bands, QSO points, and claimed scores. Enclose a large SASE for results. Logs must be post-marked by January 2nd and sent to: Steve Grouse KA1ECL, 3 Queens Court, Danbury CT 06810.

### G-QRP-CLUB WINTER SPORTS

Daily from 0900 to 2300 GMT  
December 26 to December 31

All amateur radio operators interested in QRP are invited to take part in the club's activity. No special exchange information was mentioned in the information provided by the club. The operating schedule for each day is as follows:

- 3560 kHz—1200-1300, 1400-1500, 2100-2200 GMT.
- 7030 kHz—1100-1200, 1300-1400, 2000-2100 GMT.
- 14060 kHz—0900-1000, 1730-2000, 2200-2300 GMT.
- 21060/28060 kHz—1000-1100, 1500-1730 GMT.

Reports on the Winter Sports Activity should be sent to Gus Taylor G8PG, 37 Pluckerill Road, Greasby, Wirral, Merseyside L49 3ND, England.

### CANADA CONTEST

Starts: 0000 GMT December 27  
Ends: 2359 GMT December 27

Sponsored by the Canadian Amateur Radio Federation (CARF), the contest is open to all amateurs. Use all bands from 160 to 2 meters, CW and phone combined, and everybody works everybody. Classes of entry include: single operator, all band; single operator, single band; and multi-operator, single transmitter, all band. All contacts with amateur stations are valid. The same station may be worked twice on each band, once on CW and once on phone. No crossmode contacts and no CW contacts in the phone bands allowed.

#### EXCHANGE:

Signal report and consecutive serial number starting with 001. VE1 stations will also send their province (NS, NB, PEI).

#### SCORING:

Ten points for each contact with Canada, 1 point for each

# CALENDAR

Dec 5-7	Connecticut QSO Party
Dec 26-31	G-QRP-Club Winter Sports
Dec 27	CARF Canada Contest
Jan 1	ARRL Straight Key Night
Jan 2-4	Zero District QSO Party
Jan 9-10	73's 40- and 80-Meter Phone Contest
Jan 16-17	73's International 160-Meter Phone Contest
Jan 16-17	International SSTV Contest
Jan 30-Feb 7	ARRL Novice Roundup
Feb 6-7	RSGB 7-MHz Contest—Phone
Feb 20-21	ARRL DX Contest—CW
Feb 27-28	RSGB 7-MHz Contest—CW
Mar 6-7	ARRL DX Contest—Phone
Jun 12-13	ARRL VHF QSO Party
Jun 26-27	ARRL Field Day
Jul 10-11	IARU Radiosport
Aug 7-8	ARRL UHF Contest
Sep 11-12	ARRL VHF QSO Party

# RESULTS

## RESULTS OF THE 1980 CANADA CONTEST

Class	Call	Score	QSOs	Points	Mult.
A	VE5DX	773,740	1194	7034	110
A	VE3GCO	299,390	549	3290	91
A	VE7SK	263,283	360	2831	93
A	VE2DZE	203,662	351	2578	79
A	VE7CMK	172,317	436	2427	71
MS	VE7WJ	600,516	602	4716	126
MS	VE7CNY	341,972	691	3638	94
MS	VE6ANC	251,251	397	3263	77
MS	DA2CF	31,220	185	1561	20
50	JR3SQZ	0	7	7	0
28	VE6CKW	39,160	294	1780	22
28	VE7CXC	35,000	463	1750	20
28	VE4VV	26,576	351	1208	22
28	WA5QBO	23,380	183	1670	14
28	VE6BFN	20,010	280	1334	15
21	DF1EI	1,000	20	200	5
21	JA6OKB	654	28	109	6
21	VE3KOY	705	42	141	5
21	JH0CX5	20	2	20	1
14	VE3DIJ	8,100	79	540	15
14	VE4YF	3,720	38	372	10
14	KL7JHD	3,240	360	540	6
14	KA2EPS	3,152	79	394	8
14	EA7AKQ	512	20	128	4
7	VE7BS	8,932	107	638	14
7	JL1CGL	64	14	32	2
3.5	VE2JV	8,000	78	800	10
3.5	KA8FAL	2,317	51	331	7
3.5	WA0DEL	1,872	35	234	8
3.5	VE3LXL	212	15	106	2

contact with others. Ten bonus points for each contact with any CARF official station using the suffix TCA or VCA. Multipliers are the number of Canadian provinces/territories worked on each band and mode (12 provinces/territories  $\times$  8 bands  $\times$  2 modes for a maximum of 192 possible multipliers).

**FREQUENCIES (as applicable):**

Phone—1810, 3770, 3900, 7070, 7230, 14150, 14300, 21200, 21400, 28500, 50100, 146520; CW—1810, 3525, 7025, 14025, 21025, 28025, 50100, 144100. Suggest phone on the even hours (GMT), CW on the odd hours (GMT).

**AWARDS:**

The CARF Canada Contest Trophy will be awarded to the highest scoring single operator

entry. Certificates will be awarded to the highest score in each entry class in each province/territory, USA call area, and DX country, and to the highest score from those who have only their amateur certificates.

**ENTRIES:**

A valid entry must contain log sheets, dupe sheets, and a summary sheet showing a chart of multipliers per band/mode and score calculation. Send your entry with comments to: Canadian Amateur Radio Federation, PO Box 2172, Station D, Ottawa, Ontario, Canada K1P 5W4, post-marked within one month of the end of the contest. Results will be published in *TCA*, the Canadian amateur magazine. Non-members may include an SASE for a copy of the results.

**ZERO DISTRICT QSO PARTY**

**Starts: 2000 GMT January 2**  
**Ends: 0200 GMT January 4**

Organized by the Mississippi Valley Radio Club. Stations outside of Zero District will work Zero stations only. Zeros may work any station. The same station may be worked once on each band and each mode. However, stations in the special mobile class may be worked each time they change counties.

**EXCHANGE:**

RS(T) and ARRL section. Zero District stations must also send county.

**FREQUENCIES:**

3560, 3900, 3725, 7060, 7270, 7125, 14060, 14300, 21125, 21060, 21370, 28125, 28060, 28570.

**SCORING:**

Add the number of Zero District ARRL sections worked plus the number of Zero District counties, then multiply by the number of contacts. Zeros score by adding ARRL sections, Zero District counties, and DXCC countries worked and then multiplying by total contacts.

**ENTRIES & AWARDS:**

Certificates will be issued to all entrants who submit a log and SASE. Endorsements will be given for high score in each ARRL section, DX country, Novice/Technician class, and Special Mobile class. Mail logs by February 15th to W0SI, 3518 W. Columbia, Davenport IA 52804. Include an SASE for log forms or results.

# HAM HELP

I need an i-f transformer for a Hammarlund HQ-170 receiver. It is designated T1 on the schematic, and is Hammarlund part #K26402-1. It is a combination 455-kHz and 3035-kHz transformer that needs an exact replacement. I will gladly pay a reasonable price for a suitable transformer.

**David Hansen KB6FI**  
7484 Tustlin Road  
Salinas CA 93907

Information and/or schematics wanted for conversion of Drake L-75 linear to 10 meters. Will defray all costs involved.

**E.V. Schoonmaker N5CGE**  
792-A Fairview Avenue  
Annapolis MD 21403

Wanted: work in Knoxville or Chattanooga, Tennessee, area. First class radiotelephone and Extra class license.

**H.F. Schnur**  
115 Intercept Ave.  
North Charleston SC 29405

I am in need of the following items: (1) manual/schematic for Hallicrafters HT32B; (2) a main power transformer for the HT32B (please state price), and (3) a manual or schematic for the Globe Electronics Hi-Bander VHF-62 transmitter.

I will pay for postage and copying costs.

**Richard E. Duell W9LSD**  
4415 N. Florence Dr.  
McHenry IL 60050

I am trying to locate an instruction manual and schematic diagram for a Model Memo 512 keyer made by K. E. Electronics.

I will pay for copy or copy and return original.

**William Hartley K2RDS**  
1201 Paul Ave.  
Schenectady NY 12306

I am in need of a Centralab switch, #PA-076. I'll be glad to pay for it.

**Don Ramey WA4FQC**  
Box 217  
Meridianville AL 35759

I need an antenna relay for the Hammarlund HX-50 transmitter. Also, information about any source for Hammarlund parts will be appreciated.

**Arnold Irvine KA0ELN**  
5 Drumcliffe Drive  
Warren PA 16365

Please: I need the manual for a Peirson KE-93 receiver and an Elmac AF-67 transmitter. I will copy and return and pay mailing costs.

**Robert F. Voelker WA2PCL**  
101-23 Lefferts Blvd.  
Richmond Hill NY 11419

I am looking for a UA1LO QSL card from before 1968 for my astronaut autograph collection. (UA1LO was Yuri Gagarin, the first man in space.) Thank you.

**Mike Smithwick AA6XI**  
25215 La Loma Drive  
Los Altos Hills CA 94022

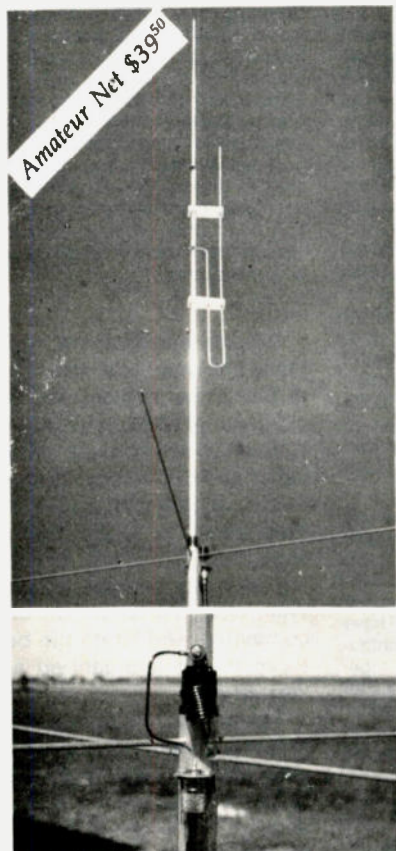
I am looking for a book or information on a 2-meter rig, the Setec-Elect FRT-203. It's an 8-channel rig and I have no idea who made it.

**F. Whittier WB1CXX**  
RFD #1, Box 390  
Madison ME 04950

STATEMENT OF OWNERSHIP, MANAGEMENT AND CIRCULATION (Required by 39 U.S.C. 3685). 1. Title of publication, *73 Magazine*. 2. Date of filing, Oct. 1, 1981. 3. Frequency of issue, Monthly. A. No. of issues published annually, 12. B. Annual subscription price, \$25.00. 4. Location of known office of publication (Street, City, County, State and ZIP Code) (Not printers), 80 Pine Street, Peterborough, Hillsboro County, N.H. 03458. 5. Location of the headquarters or general business offices of the publishers (Not printers), 80 Pine Street, Peterborough, Hillsboro County, N.H. 03458. 6. Names and complete addresses of publisher, editor and managing editor. Publisher (Name and Address), Wayne Green, Peterborough, Hillsboro County, N.H. 03458. Editor (Name and Address), Wayne Green, Peterborough, N.H. 03458. Managing Editor (Name and Address), Jack Burnett, 12-C Granite St., Peterborough, N.H. 03458. 7. Owner (If owned by a corporation, its name and address must be stated and also immediately thereunder the names and addresses of stockholders owning or holding 1 percent of more of total amount of stock. If not owned by a corporation, the names and addresses of the individual owners must be given. If owned by a partnership or other unincorporated firm, its name and address, as well as that of each individual must be given. If the publication is published by a nonprofit organization, its name and address must be stated.) Name, 73, Inc., Peterborough, N.H. 03458. Wayne Green, Peterborough, N.H. 03458. 8. Known bondholders, mortgagees and other security holders owning or holding 1 percent or more of total amount of bonds, mortgages or other securities (if there are none, so state) Name, none. 9. For completion by nonprofit organizations authorized to mail at special rates (Section 132.122, PSM) The purpose, function and nonprofit status of this organization and the exempt status for Federal income tax purposes (Check one) Not applicable. 10. Extent and nature of circulation. (X) Average No. copies each issue during preceding 12 months. (Y) Actual No. copies of single issue published nearest to filing date. A. Total No. of copies printed (Net Press Run) (X) 70,810 (Y) 89,253. B. Paid circulation 1. Sales through dealers and carriers, street vendors and counters sales, (X) 11,964 (Y) 15,186. 2. Mail subscriptions (X) 52,747 (Y) 51,871. C. Total paid circulation (Sum of 10B1 and 10B2) (X) 64,711 (Y) 67,057. D. Free distribution by mail, carrier or other means, samples, complimentary, and other free copies (X) 359 (Y) 460. E. Total distribution (Sum of C and D) (X) 65,070 (Y) 67,517. F. Copies not distributed. 1. Office use, left over, unaccounted, spoiled after printing (X) 5,024 (Y) 1,020. 2. Returns from news agents (X) 718 (Y) 716. G. Total (Sum of E, F1 and 2—should equal net press run shown in A) (X) 70,810 (Y) 89,253. 11. I certify that the statements made by me above are correct and complete. Signature and title of editor, publisher, business manager, or owner. Debra Boudrieau, Business Manager.

## BUTTERNUT'S TWO-METER TROMBONE™...

A cut above its competition!



Butternut's 2MCV collinear gain antenna with its patented Trombone phasing section offers performance unmatched by other 2 meter antennas in its price class and holds its own against taller and much more expensive gain antennas.

ECONOMY, RELIABILITY AND LONG-HAUL PERFORMANCE MAKE THE 2MCV TROMBONE THE IDEAL CHOICE FOR YOUR NEXT BASE OR REPEATER ANTENNA.

### ELECTRICAL AND MECHANICAL SPECIFICATIONS

Height: 117.5 in./298.5 cm.  
Weight: 2 lbs./9kg.  
Shipping Weight: 3 lbs./1.4 kg.  
Feed: SO-239 accepts standard PL-259  
Effective radiating length: three-half wave (nominal)  
Gain: 6 dB  
Feedpoint impedance: 50-53 ohms  
VSWR at resonance: 1.1:1  
Power Rating: Legal Limit

Write for free literature and complete BEC catalogue, or ask your dealer



**BUTTERNUT  
ELECTRONICS  
CO.**

P.O. Box #1411  
San Marcos, Texas 78666

## BASSETT HELIUM MOBILE ANTENNAS

For  
Commercial, Amateur,  
and Government Services

Rugged, low drag, high efficiency mobile antennas engineered to maintain resonance at all times.

Maximum overall height of only 70". Average weight of only 6 oz. They remain vertical at all speeds.

Helical inductors sealed in helium filled Fiberglass impervious to all weather. Adjustable 17-7ph whips and solid brass hardware chrome plated and polished.

Optimum gain collinears for VHF and UHF. Unity gain models for HF. Amateur band models are inventoried for "off the shelf" delivery. Commercials to specs.

Write or phone for free brochure and prices on Bassett mobiles and Helium Trap Antenna Systems.

**REX BASSETT  
ELECTRONICS, INC.**  
1633 NE 14th Ave., Bldg. 11  
Ft. Lauderdale, Fla. 33305  
Tel: 305/561-1400

440

**High stability  
crystals for frequency  
or time. Use the best.**

- CB
- 2 meter
- Scanners
- Industry
- Marine VHF
- CB standard
- Amateur Bands
- General
- Micro processor

Send 70¢ for our latest crystals  
Write or phone for more details.

Jan Crystals  
P.O. Box 06017  
Ft. Myers, Florida 33906  
all phones (813) 936-2397

easy  
to  
charge



Copy RTTY, ASCII  
and Morse  
from the palm  
of your hand.



Have you waited to get into code reading until you found out what this latest fad was about? You can stop waiting, because it's no longer a fad.

**Amateurs everywhere** are tossing the gigantic clanking monsters of yesteryear that once performed the job of reading radioteletype. They are trading them in for state-of-the-art code-reading devices that are incredibly small, noiseless if desired and infinitely more versatile than their antique predecessors.

**Kantronics, the leader** in code-reading development, has just introduced the latest and most-advanced breakthrough in the copying of Morse code, radioteletype and ASCII computer language.

The **Kantronics Mini-Reader** reads all three types of code, displays code speed, keeps a 24-hour clock, acts as a radioteletype demodulator and reads all of its decoded information out on a traveling display of 10 easy-to-read characters. It is so compact that it fits in a hand-held, calculator-size enclosure.

At \$314.95, the **Mini-Reader** outperforms anything within another \$400 of its price range.

**Call or visit** your Authorized Kantronics Dealer now to find out what the latest in technology has done to code-reading.

**Kantronics**

(913) 842-7745  
1202 E. 23rd Street  
Lawrence, Kansas 66044

# W2NSD/1 NEVER SAY DIE

editorial by Wayne Green

from page 8

development. In the past I've found older amateurs are generally resistant to new ideas and really hate to have to read about them. But after a while, though I lose readers in the process, interest does come and finally the other amateur publications reluctantly join me in publishing information on the new technology. It worked this way with sideband, with transistors, with ICs, and with FM, so we'll probably see the same pattern.

There are, obviously, far more benefits than just a wonderful emergency communications system which can come from this step ahead. If we are successful in establishing a system for getting the growth of amateur radio that we really need... and that will be on the order of 33% per year, not 3%... we are going to have to develop much more efficient communications modes. Anyone listening to the high end of twenty-meter phone any evening has to realize that new techniques are already needed... seriously needed. With high-speed ASCII communications, we could easily accommodate a thousand stations where we now have one and we could have room for the two million hams we should have right now and the three million we want to have by 1990.

This is a reasonable answer, too, for using the narrow bands available on our ham satellites.

If we develop the encoding techniques I discussed at the last NIAC meeting, our information exchange would immediately go from 8500 words per minute to about 26,000! All this would be done via a simple integrated circuit chip which would encode the 32,000 most used words before sending them... and then decode them upon reception. Further, the output could be in any language, allowing amateurs anywhere in the world to communicate with each other, regardless of their spoken language. Again, nothing has to be invented. We just have to write the computer programs to accomplish this and perfect our equipment, techniques, and protocols.

A word of warning, if I may. If we are going to turn around the disaster which has brought us to technological defeat at the hands of the Japanese, we are going to have to do more than nod our heads and adjourn until the next scheduled NIAC meeting. If we are going to be able to provide anything of any great value in the way of emergency communications... if we are going to develop the systems which I have outlined... we need to really activate NIAC, using its communications with the FCC to bring this situation to the attention of the White House.

By the way, speaking of satellite

communications: If we were to dedicate one channel of a satellite to a calling frequency, it would, using 9600 baud, be able to handle 216,000 different calls per hour for us, with each call consisting of the call sign of the station called and the calling station.

In terms of emergencies, tests have already been made which show that we can use relatively low-powered emergency transmitters, and by measuring the signals received through a ham satellite, it is possible to determine the location of the transmitter to a surprising degree. Digitizing and automating this service would provide an emergency locating system which would be simple and inexpensive and work anywhere in the world... whether it be used to locate a raft floating in the Pacific Ocean or someone lost in the jungles of Sumatra. It is the digitizing and automation which bring this emergency service to anyone who needs it.

So here we are, on the brink of yet another revolution in communications. Will this be brought about by amateurs or must we wait for commercial and military systems to do what we could develop? A good part of the answer for that lies, in my estimation, in whether we as a group will be able to start some action with the FCC and with our government which will result in a sudden and spectacular growth of amateur radio.

Most of you who are here today have made long trips and have to leave your businesses. You've carried the expense of this yourselves. Now, while it is obviously an honor to be a member of a government advisory committee, it is an empty honor... worthy of no more than a line in a *Who's Who* biography which will be read by few... unless we are able to actually accomplish something.

As the *only* official interface between the amateur radio community and the FCC, we have a responsibility to our fellow amateurs to speak up for them. As the group which I feel must shoulder most of the responsibility for the loss of our country's technological leadership of the world, we should speak up for radio amateurs and do our best to see that the FCC provides the incentive for amateur radio to grow again. We have to remember that even if we are able to spark a combination of events which gets amateur radio into a growth pattern which is three times our past highest growth, it will still take us at least ten years to catch up with the catastrophic losses we have suffered over the last 18 years.

I believe that the FCC commissioners will be interested in this situation and be responsive to our leadership, if we can provide it... and that, at the root of it, is the real purpose of this committee.

I suggest that we need more than an occasional meeting and minutes, more even than a report and recommendation. I suggest that we appoint an action committee to work with the FCC to develop both White House interest and the rules changes which might contribute to the goals we have in mind.

Since my business is growing at an ever-increasing rate, now numbering eight monthly publications plus a software publishing division, and with five more monthly publications in prospect, plus the opening of at least three more major divisions of the company, my own time is severely limited. I would be happy to serve as a member of an action committee, but I would not be able to provide the leadership and time that a chairman should devote to such a committee. Between my ham interests and my computer interests, I spend a good deal of time traveling. Last month I managed to get on the air for a short while as W2NSD/3D6, W2NSD/ZS, and as 7P8CA, all while setting up South American and South African editions of one of my computer magazines.

I did manage, just before leaving for Africa... and just after a trip to California setting up three prospective new publications... to visit with FCC Chairman Fowler and discuss briefly some of the ideas which I have just covered. I found him most enthusiastic and cooperative... so I believe that if NIAC will appoint a subcommittee, an action subcommittee, we will be able to more than be rewarded for our time and money spent as members of NIAC.

The job of such a committee and of the FCC is not an easy one. The polls of amateurs have shown clearly the strong feelings for maintaining the Morse-code requirement. Yet when one talks to people interested in becoming radio amateurs, this is always the major obstacle. Indeed, between the wealth of destructive code teaching systems now available and the ability of even the best of us to put off an unpleasant job if at all possible, it is a wonder that we have even maintained our present membership.

As I have mentioned in the past before this committee, I think I have heard every argument, both pro and con, on the subject of the code requirement for our amateur licenses. It is my belief, after giving consideration to all of these arguments, that we should have a technical license exam, not one measuring a skill. I see not even the remotest connection between a skill of copying code and being a good amateur. Despite the attempts of the plain language proposals, I tend to define a good amateur as one who is pursuing any or all of the four major reasons set out in our rules, 97.1, for the existence of the service.

It is increasingly difficult to remain blind to the success of the Japanese amateur radio system and I think we should put aside our "not invented here" emotions and take advantage of an innovation which has obviously worked. Just as American industry is taking the Japanese Type-Z management system seriously and finding that this brings about remarkable increases in productivity for their firms... and a sudden drop in people changing jobs... we should look pragmatically at the Japanese no-

code license system as a possible solution to our problems.

There will, I am sure, be resistance from older amateurs. I would be surprised if one or more of the ham magazines did not rush to take political advantage of the situation. But if we insist on trying to follow the system of doing only what the majority wants, we will have a technology as innovative as our television programs. This is a time for leaders... leaders with confidence. We have a good example of this in our Administration, which has not been afraid to push against the tide toward goals it sees as important in the long run. I am hoping that NIAC will form an action committee which can do likewise for the benefit of amateur radio and our country.

Despite my plea not to be made chairman of a committee to tackle the problem, the new chairman of NIAC, Charlie Dunn K7RMG, immediately established an Action Committee and made me chairman. I was serious about already having enough to do and was not pulling the old briarpatch tears. Well, okay, I'm chairman of a committee, and I'll do the best I can to get it organized and into action.

The goal of the Action Committee is to work with the FCC to establish a growth of amateur radio such as we have never seen before. I feel, as I said in my report, that we should aim at no less than a 33% growth per year and keep that up for at least ten years.

Another task of the committee is to work with the FCC to set up some system whereby amateurs can experiment and develop new modes of communications such as digital high-speed interactive networks as cited in my report.

Obviously, we have our hands full, so it is going to take a lot of work and cooperation with this committee... which consists of Dorhoffer of CQ, Imlay of QST, Curtis (who publishes books in the computer field), Harold Todd W7ZX from Seattle, and me as chairman.

If you have spent any time mixing with would-be hams, you know as well as I that our Morse-code requirement is probably the major single obstacle which has been keeping down our growth. Yes, I know that most old-time amateurs are fiercely adamant about keeping the code test. But as I mentioned in my report, it has been years since I have heard a new argument on the subject and the balance, as far as I can see, is to-

wards making this a technical hobby instead of a skill hobby.

Some of the wheezes which come to mind are as follows:

1. *Code is a ham heritage.* So is QRM, but that's no reason to keep it. I am convinced that we will have more CW operators than ever if we make it a fun part of hamming instead of obligatory. Besides, with more and more operators using Morse keyboards, what do you mean by heritage? Those keyboards and Morse code readers are selling like crazy... If that tells you anything.

2. *Without the code test we'll be swamped with lousy operators.* Oh my goodness, since when did learning the code make anyone a good operator? If you want to hear really good operating, not the jamming and pileups we indulge in here, listen to the Japanese operators. They were taught how to operate by their clubs but had no code test.

3. *In emergencies, code can get through when phone can't, so everyone should know the code.* Well, that may have been true 50 years ago, but today most of your emergency traffic is on phone... and sideband gets through as well as CW almost anytime. In the future, we will be running most emergency traffic over high-speed digital networks, not on code or phone, anyway.

4. *CW rigs cost less than phone equipment, so by emphasizing code we are enabling even the poor amateur to participate.* In the pre-war years we could buy this baggage. When Heath brought out the HW rigs, that argument went out the window... where it still lies... and that was about 20 years ago. Let's try to get out of the past.

5. *With the current exams made stupidly simple by cheat books such as the ARRL Q & A Manual and the Bash books, we have to have SOMETHING to keep everyone out.* I partially agree... but let's make it something better than the Morse-code test. Perhaps we could change to a licensing system whereby new amateurs would have to qualify before a club board, showing that they know the rules and are able to operate a ham station. We might make the technical exam less vulnerable to circumvention by League and Bash Q & A books.

6. *If we don't keep the code in the ham test, code will just die*

*out.* As I said, I think that once it is made fun instead of punishment, we will find a new enthusiasm for the skill. Our clubs and publications can intensify this with contests, certificates, and articles on the subject.

7. *Just because the Japanese have had such incredible success merely by removing the code requirement is no reason why we have to imitate them.* Well, I believe in learning. When someone does something new and it is a success and what I'm doing is an obvious failure, it is time to re-evaluate and not let *Not Invented Here* stop me.

8. *I had to go through all that misery, so why should I want anyone to have it easier than I did?* Golly, I don't have any real answer to that bit of garbage.

9. *Suppose you are stuck in a life-and-death situation where all you have is a CW transmitter for communications?* Having been in just such a situation, and having used CW to save 85 lives, my answer is that the likelihood of such a situation occurring is so remote that I really wonder if it is worth sacrificing the technology of America on such a remote circumstance.

Yes, I know that there will be crowds of old-timers at Dayton looking for me with ropes, tar, and feathers. Well, I've leveled with you down through the years, never taking the easy way out. In this case, I think it is time... way past time, actually... to get serious about revamping our ham exams and making our hobby a technical one rather than one limited mostly by an easily learned skill.

Think of it like this. Sure, you and I know that it is not difficult to learn the code. Piece of cake, really. But you also have to admit that when you talk with non-hams, you probably make a big deal of it. If you put yourself in the shoes of someone considering being a ham, you will see, as they do, that the Morse code is a terrifying new language... one which they are not at all sure they can master. This fear is in itself enough to turn tens of thousands away from amateur radio each year.

Then, when someone decides that he or she is going to try anyway, the fear is enough to put off practice. Remember that nowhere in our magazines or in talking with amateurs is any reference made to code being fun. It is the major hurdle for new-

comers and we make a big deal of it as such. So our talking generates terror in the hearts of newcomers and makes practice all the more difficult... even impossible. They *know* they are going to fail... and they find this self-fulfilling.

I've talked with thousands of people who wanted to be hams, but who were unable to surmount the code requirement. Most of them seriously tried but were conned into using a terrible code course and found themselves falling at it no matter how hard they tried. Indeed, many of the code courses are ridiculous... including the best-selling one of all. This single code course probably has lost us more hams that we've gained in the last twenty years.

In speaking out against the code requirement, perhaps I am sowing the seeds of my own losses. The *73 Magazine* code course, while it sells far fewer than does the ARRL series, has sold about 25,000 cassettes a year. Will I be out of the code cassette business if we get rid of that element of the license? I think not... In fact I'm betting that I'll be able to sell more than ever... as fun.

The recent QST polls showed that QST readers overwhelmingly are in favor of keeping the code requirement, so it's Wayne Green against the world again. QST has been pushing code for as long as I've been hamming—over 40 years. This got them into trouble in the late 40s when a large percentage of the amateurs deserted the League to go with the National Amateur Radio Council... a phone-oriented group which got us expanded phone frequencies on 75m, the 40m phone band, and more frequencies on 20m... over a lot of dead bodies. NARC, achieving its goals, went away.

So, if anyone has any other arguments which I have not enumerated, I'll be glad to publish them, along with my ripostes. Let's get this out in the open and fight fair on it... not let prejudices left over from 50 years ago continue to stop our growth. When I first got into amateur radio, there was still a lot of smoldering anger over being forced off spark. Then I watched the same thing happen with AM phone. I believe in being conservative, but there is such a thing as carrying it too far. If you disagree with me, I ask you to

fight fair. If you agree with me, fight with me for the growth and health of the very best hobby ever invented.

## FCC CASH-FLOW PROBLEMS

With the Reagan administration shaking every federal agency to reduce expenses and lay off people, the FCC... which has been underfunded for years... is in particular trouble. Indeed, if they had not been so prudent in the past, they would be far better able to weather the current storms.

There has been some talk of getting government agencies to charge for services so they can get into the black. If this talk persists, we may again see a charge for ham licenses. Since amateur radio takes up a miniscule amount of the Commission's time, our charges should be minimal, as they were the last try. But I think I have some ideas which might cut the cost of the amateur service even further for the Commission.

A large percentage of the Commission time and money is spent on commercial broadcasters, so there is adequate reason to pass along this cost to them. After all, *they* are making a living out of the FCC work. I'd also like to see the common-carrier chaps pick up their end. It's about time... the television broadcasters using this service kind of snuck in through the back door. Indeed, I haven't seen any legal justification for them being allowed to use common-carrier channels for television. That service was not designed for that use and, as far as I know, it was never authorized for that. Well, let's see that go through the legalities and be made official... with the common-carrier boys picking up the full tab.

Perhaps I'm being a bit vindictive because this bunch of crumbs cost 73 tens of thousands of dollars in legal fees to fight their suit against us. A suit found without merit, which I feel was brought merely as an intimidation to try to prevent 73 from publishing 2300-GHz articles. I suspect that more is accomplished in our country via the threat of court cases than through the cases themselves. I know that few firms are large enough to absorb the costs the CCAT people put us through, and most would have shut up and blown away. I

happen to think that freedom of the press for amateurs to learn about these things is worthy of such an investment, so we put up the money needed to fight these stinkers.

Getting back to the FCC problems. During the Carter administration, the FCC commissioners were so upset over amateur radio as a result of the hearing over linear amplifiers that they virtually eliminated the division. Now what's left of the amateur division has to face across-the-board budget cuts. For those readers who are forgetful or inattentive, let me remind you that this alienation of the Commission came about entirely needlessly. It was the testimony of one amateur which did it... and he was representing a well-known group. He stood up there and insulted the new commissioners, putting us all in the doghouse for four years.

We have a new chairman of the Commission and several new commissioners, so we have a chance for a fresh start.

There are three ways in which amateur radio is costing the FCC money these days. One is the cost of giving license exams and issuing licenses. A second has to do with monitoring our bands. A third is the cost of handling our requested rule changes.

On the first item, I think we could set up a system which would cut their expenses enormously. I've written about this before, but not recently. What I would like to see is a system whereby qualifying radio clubs would be permitted to give license exams. In order to get around hokey pokey, I would suggest that there would have to be three licensed amateurs present during any test administration.

This could be almost completely computerized as far as the Commission is concerned, with machine-readable cards being sent in by clubs for the issuance of the licenses. This would enable field offices to cut back substantially on personnel no longer needed to give and monitor these tests on a regular basis.

This would enable almost every hamfest to have a licensing session, run by a local qualified ham club. It would further cut the cost for people wanting ham tickets since they no longer would have to make the

long trip (for many) to a city having an exam center and lose a day or two of pay in the process. Most exams could be given at night or on weekends, at the convenience of the examinees and the club.

By automating the process, the FCC wouldn't even have to have data entry people at Gettysburg to enter the names and addresses of the licensees. This would be a further savings for them. And this move ahead toward automation would set the stage for almost instant licensing. The next step would be sending in the information over the telephone via a data terminal (or any microcomputer with a modem... which just about every club has at its disposal). The exams could be given, the data typed in at the club, sent by modem to Gettysburg, and instantly confirmed, along with the new call of the licensee. Gettysburg would forward the data to Washington, where the actual license would be printed out and mailed, much as is done at present.

If we get into a charge for our licenses, each club could set up an account with the FCC which could be debited each time a new license was issued by them. This would give the FCC a nice float with which to work. If we had, say, 5,000 clubs participating, with each depositing \$500 (towards licenses at \$10 each), this would give the FCC a two and a half million dollar float. That would earn them about \$30,000 a month in interest at 15%. That in itself would pay the salaries of about 15 people at the FCC.

With membership to the League costing \$25 per year, perhaps that is a more reasonable price for us to pay for our licenses. Certainly the benefits of our licenses are more than a club membership. That would put a price tag on a five-year license at \$125, which might seem a bit steep for youngsters. Of course, we have very few youngsters coming in at the present cost (nothing), so it is difficult to get emotional over any drop that \$125 might entail.

The fee would hit retired people hard... even though they seem able to come up with the money for the ARRL with no problem. It might come down to a choice between a license and a QST subscription.

So what would be reason-

able for a ham license, considering where we are with inflation these days? If \$25 a year is too much, how much isn't too much?

One way to look at this is from the other side. What is it actually costing the government to provide us with the license? Perhaps this makes more sense than going by how much it is worth to us... which is a lot in some cases... and not much in others. If we are able to help the Commission cut their expenses, we can rationalize paying less for the service we are getting... and that is the key, to my way of thinking. I don't mind paying *my* share. I don't want to pay the share for someone too lazy or cheap to pay, someone who wants to ride on my coattails.

If we are able to take the license examination administration off their hands, that will save them money. And, considering the usual government efficiency, cutting that expense at one end should save several times the cost by the time the whole organization is considered.

Then there is the matter of monitoring. Here we could certainly help and would benefit in several ways as a result. The benefits would be fantastic. First, we would stop hearing from the Commission that amateurs are not permitted to experiment with new modes of communications just because the FCC monitoring stations are unable to decipher our transmissions. That beauty of a rule... a rule, by the way, which was never written into any of our regulations, but was just decided unilaterally for us... has kept amateurs from developing any significant new modes of communications for the last twenty years or so. That has been one of the most destructive unwritten rules in the history of amateur radio, as well as a direct violation of 97.1c of our written rules.

Secondly, with a thousand amateurs available for monitoring for every present FCC employee, we could do a job of monitoring which would be almost infinitely better than is being done at present. I know there are thousands of amateurs who would jump at the chance to participate in such an operation. Indeed, amateurs could set it up, establish the computer communications

which would make it work, develop automatic scanning equipment to monitor the entire spectrum, and so on. Between our retired hams, our handicapped hams, and the cooperation of several thousand ham clubs, we'd have a ball... and do a splendid job.

We also could save the FCC a bundle... passing along only those reports which were of importance to the few FCC monitoring stations still needed. You know as well as I that clubs would love to set up direction-finding systems to track down mysterious stations... to listen for emergency air or marine traffic... and so on. It would give us much more to do which would be both fun and beneficial to the country.

On the matter of cutting down on legislative expenses, let me bring up an idea which I have written about every now and then down through the last thirty years. This has to do with amateurs taking the responsibility for coming up with proposed rule changes... and working them out via a symposium similar to that run by the ITU in Geneva every few years. We could have as a responsibility for our ham clubs the generation and forwarding of proposed rule changes. Then we would have a meeting every two years where club delegates could discuss and decide what actual changes we really want.

We could, like the ITU, set up subcommittees to discuss and recommend action on each of the proposed changes. These committees would pass along their recommendations to a meeting of all club delegates for final voting and action. This process could save the Commission hundreds of thousands of dollars presently spent on trying to cope with proposed ham rule changes. It also would get us our rule changes while they are needed, not years later when they are a nuisance and long unneeded.

In these ways, we could get amateur radio off the back of the Commission, saving them most of their present amateur radio expenses. In return, our service would be much more flexible and able to grow and develop, keeping up with... and preceding... technology. I think we would start seeing inventions and pioneering of new ideas returning to amateur ra-



dio... with benefits to our country and the world.

It is a shame that in these days of digital communications amateur radio is held back by the FCC with the technology of twenty years ago.

### CLUB RESPONSIBILITY

Just a few years ago, I ran a poll of ham clubs and found that only about 1% were spending time and effort to run ham classes to develop new Novices. Perhaps I got overly abusive about this in my editorials, but the response was good and we got to a point where over 50% of the ham clubs were running ham classes.

That seems to have dropped in recent months... probably due to the difficulty of finding candidates as interest in CB has diminished. Well, CB or no CB, we need massive numbers of new hams. You read about that in more detail in my piece about NIAC and its recent meeting.

Now, I can see where a small ham club, with perhaps a half dozen members, might have difficulty in developing the resources needed to teach new hams. But if there are any larger clubs which are not holding up their end of this, let's get going immediately. Get those classes started. There are plenty of teaching materials... and you have members who will help out... if you will get moving. I want to see our next poll show that over 90% of the ham clubs are generating new licensees.

What is a reasonable number of new hams to bring into the world? Well, since your club probably represents only about 25% of the available local amateurs in your area, at best, you should aim for at least matching the number of your present club members each year. We need an overall 33% growth per year in amateur licensees. If we are able to get 4,000 of our clubs to run classes, we need to generate 33 new hams per club this year... and 45 per club next year. Obviously it can be done... if your club will start doing it... and see that every other club in your area is working just as hard as you are.

### FAKE QSL CARDS

The world of the DX Honor Roll is shaking as a result of the expose by W6NZX. In what appears to be a classic case of

shooting the messenger, Bob has been singled out to be pilloried, thus making sure that no one else rocks the boat.

Since there is no known way to prevent cheating, either on the side of the Honor Roll amateurs or the DXpeditioners, perhaps it is time we gave some consideration to taking the heat off the whole situation by either getting rid of the lists in ham magazines... or making it purely a matter of "claimed" countries contacted. I hate to be the one mentioning this, but the whole matter is one of no importance whatever.

By attaching some importance to the number of countries contacted, we set up several undesirable effects. First, we have seen the development of a cult in amateur radio dedicated at almost any cost to staying on top of the list. This has gotten to unbelievable proportions, with the pursuit taking precedence over families and even over work.

As the importance has been magnified in the minds of the cultists, any stratagem has become accepted toward the goal of staying on top of the list. These chaps are well aware that many of the cards they have are fakes in one sense or another. Indeed, the awards committees know this too, but have played along with the cultists (whom they have generated), accepting fakes at face value when there was no question in their minds about the invalidity of the cards.

I've mentioned recently that I have a bunch of cards which I know to be fakes, but which I could submit for awards... and get them. I'm not talking about cards from almost unknown stations, but cards from some of the best-known DXpeditioners.

Now what is a "fake" card? As minds crazed with getting ahead of others on The List churn, more and more fakes appear. Some are transparent forgeries, where the cards have been turned out in a local print shop with not even an effort to copy the original. I used to get those in abundance when they were submitted for our Worked The World award. Fortunately, being active in working DX, I had the real cards on hand for comparison.

Others are copies of the real cards. Now how is a person checking through a stack of cards going to be able to tell the

difference between the real card and an exact imitation? According to inside sources, the awards people have not figured this one out and so they have been accepting the cards at face value.

With QSL managers all over the place, there is no way for a QSL printer to know that an order for 500 cards is from a chap (or group) about to put them out as counterfeit cards. Most people who handle our QSL orders (and 73 turns out around a hundred orders a week) know nothing about amateur radio. They just set the type, proofread it against the order, make up the printing plates, print the cards, package them, address them, and ship them out. I'm sure that most of the QSL printers work pretty much the same way. It's mass production.

QSL managers, with thousands of blank cards, have often been known to hand out samples to friends. It isn't difficult to fill in a card and end up with something which is exactly like the real thing. With many cards coming in envelopes, even the lack of a postmark or QSL bureau stamp doesn't mean much. For the perfectionist, there are fake bureau stamps, brief notes from the real DX operator in answer to some question to provide the envelope... and so on.

It does appear that for many DXers there is more fun and work involved in fooling the awards people than in the chase of the DX. That has become a subset of the cult.

DXpeditioners who do their own QSLing have given little thought to the counterfeit problem and have often handed out souvenir cards to anyone asking. Many of these have been filled out later and passed through the awards people for full credit. I've visited a number of rare spots and often have handed my cards out as souvenirs at hamfests.

Some of the rarer spots from which I've operated are 3D6, 7P8, 5Z4, 0D5, JY, YA, EP, YK, 9N, VS6, HL, 3D2, FO8, FK8, 5W1, KS6, KC4, 4U, etc., so picking up a collection of my old cards could be of some help. You don't hear a lot of YA and EP stations these days.

Another type of fake card is the one from the DXpeditioner who isn't where he says he is.

This type of cheating has been going on as long as I can remember. The first really wholesale case where I was shown proof of the cheating happened around twenty years ago and had to do with a chap operating out of a hotel in North Africa, signing the calls of one country after another as he went around on his imaginary DXpedition. He was saved the problem of getting licenses, travel expenses, sand in the rigs, and other unpleasantnesses of West African travel through the expedient of not bothering to move. This was an inexpensive and creative solution to what otherwise would have been considerable aggravation. The cards are still acceptable for awards.

The ruse was so transparent that it took no time at all before other hams were using it and expanding upon it. This was a far simpler and cheaper way of getting to those out-of-the-way islands... of operating from unfriendly countries. During the 60s, all of us DX hunters built up our collection of fake cards. The awards managers were well aware of what was going on, but didn't want to upset things by refusing to accept the cards, so a conspiracy of silence developed. The rules were tightened a bit to make blatant cheating more difficult.

Miller and his cohorts pushed things too far for even the conspiracy of silence to swallow. Of course he went a step further, not only faking his operating locations, but also charging the hell out of members of the cult, who by now would pay *anything* to stay on top. My understanding is that he charged \$50 per new country for cultists and that this was bringing him a very nice income... on the order of over \$50,000 a year... completely tax free.

I still run into hams in rare spots who remember Miller opening his mail, taking out the money and throwing away everything else... piles upon piles of mail. I know that when I wrote my editorial and exposed some of the things he was doing, he sued me for \$650,000 for cutting down his income. He sued the League for only \$500,000 for besmirching him... and lost when it was proven that he had been operating from places other than he claimed. Despite all that, I believe that my cards from Miller are still valid

for awards...and I have a lot of them.

Just as an example, I got a card from him from Burma. Hmmm, I thought that no amateur radio was permitted in Burma. So I went to Burma personally and looked into it. I asked the government about hamming... "no way." I asked the hotel where he said he had stayed and operated from... "impossible." I asked the local amateurs (who had been put off the air and their equipment confiscated)... "totally impossible." When I challenged Miller with this, he changed his story and said that actually he had operated from a hospital instead of the hotel, as he had claimed. Since the hospitals were under army control, not the control of doctors, that obviously was a lie, too. But I wrote back and had that checked out... "false."

If it were a matter of any significance about how many countries any of us has contacted, we might look into ways of trying to stem the cheating. But the importance of this as a goal in life is about on the order of that of the Trobriand Islanders and their fetish of growing pigs with reentrant tusks.

My own experience has shown me that an amateur with a decent station and some operating experience can whack off one hundred countries in one weekend (with the help of a contest). It takes about a month to get 200 worked... and perhaps a year for 300, with some diligence. That's what it took me. Beyond 300 you get into cheatsville and the DXpeditions. That's why I got my 300 and then stopped counting. Now and then I work a new one, but I don't know within 20 countries how many I've really worked... and I don't care.

If the DX awards would stop at 300, it would kill this whole cult and free up a few hundred people around the world to contemplate living more productive lives. We might be able to leave the world of counterfeiting to those who arrange for fake passports and wills.

Speaking of fake papers, I was in Asia one time and found that I had to have an authenticated shot which was not on my health record. A ham in the country fixed that easily. He scribbled in the shot information and stamped it with a

checker and stamp pad. Looked great and got me through. I managed not to contract the disease during the visit... perhaps the checker did it.

There are 300 legitimate countries on the air and they are easy enough to contact, so the tendency to cheat might be avoided. It's the last few that bring out the worst in people. Remember that if any one of the Honor Roll chaps misses one new country which comes on the air, he is moved back one rung on the ladder... usually permanently. And that means falling way, way back.

If we could take the pressure off, we might find more DX stations on the air. I've mentioned frequently that when I visit rare spots I invariably find that the operators feel harassed and are not very enthusiastic about hamming. You can't blame them; they are never permitted to get on and rag-chew. They are always haunted by ferocious pileups and demanding DXers who feel it is their right to make a contact of at least ten seconds... and never mind what the operator in the rare country wants to do.

I've heard DXers cursing out ops in rare spots who had given up to go to bed or to work. Well, if you are going to take it all this seriously, then *you* have a problem, not the DX. You are the one who has to decide whether it is worth several days of your time to get a new country. I'll invest up to ten minutes trying for a new one, but that's about the limit for me.

At any rate, getting back to fake cards, it turns out that some of the West Coast gang have gone overboard and have been printing up rare cards wholesale and passing them around. Complaints to the awards people have gone unheeded. There is no question about whether they really care or not. So when one chap brought it to a head by submitting a pile of faked cards all in the same handwriting, *he* was given the shaft and everything else was quickly covered over. At least that is the story going around and, considering the history, it's difficult to find a serious flaw in it.

Even the change to computerized operating isn't going to make a significant difference as far as I can see. I can envision the day when a DXpedition will

come on the air from Gherkin Atoll and make contacts automatically at the rate of several thousand a minute, with the logs being transmitted on a second channel as generated to the awards committees of several amateur radio societies. At 9,600 baud, we can pass information through at an effective rate of about 7,500 words per minute without special encoding, so we will be able to get DXpeditions over in a few hours instead of weeks. The QSL manager would also be tuned into the log channel and his computer would print out and send along the QSLs to the QSL bureaus.

But what is to prevent any ham from programming his station to make contacts for everyone in his DX club? Or even to have them check in over a two-meter link and make their contacts? And, if you want to be nasty about it, what is the difference? Any good station anywhere in the world can make contact with a similar station, so all we are measuring with our awards is the amount of time someone is willing to spend for the desired award. There is no real measure of the station, of the ability of the operator, or even of propagation conditions. The awards are, essentially, without any real merit.

So, if you won't get rid of the Honor Roll and its pernicious undermining of our hobby, I'll be pushing forward toward computerized contacts and the day when we can work 350 to 400 countries in a minute or so. Perhaps we will then set up awards for working 400 or 500 countries every day for a year.

Five hundred countries? Sure. That's part of the whole game. The awards groups set up their definitions of countries to suit themselves. No one likes it when he loses a country. The fun is in working ever more of them, so awards committees have to come up with new rationalizations to provide us with more and more. They can whet our appetites by temporarily refusing to accept this or that, generating great and enthusiastic controversy.

Years and years ago, I got together with Bill Orr in Nice and discussed the subject. He came up with a humor article on Countries Galore in '64. Well, most of those enclaves he joked about at the time are now accepted countries. With the SARL ac-

cepting Transkei and Bophuthatswana as countries, how long will it take for more of the IARU societies to accept them? Bophuthatswana is a great one, being spread out into a lot of enclaves. We could make that into twenty or more separate countries without even trying. South Africa, in an effort to wiggle its way out of segregation problems, has a lot more similar "homelands" which are being contemplated... each a solid-gold possibility for a new country for us.

Indeed, as I've hinted before, I have my eye on one such territory. As soon as it becomes a separate country politically, I'm planning to rush down there and set up a station and drive you crazy for a few days. I even have a call in mind for it... if this does not give anything away. Of course, we'll have to run it by the ITU first, but I think it is a winner. I've already asked for Q5R9 for my call. Laugh, I hope, but remember that I said it, when you hear me.

Though I am perhaps critical of the DX awards committees for accepting known fraudulent cards, I can understand their problem. With so many of the DXers submitting them, and with it being almost impossible to really know for sure which are the real and which the fakes, it is a no-win situation. But a simple returning of Bob's cards might have been more prudent, rather than making a martyr of him by trying to pillory him for forcing the issue and blowing the whistle.

Keep on accepting the fake cards and shut up. Most of us don't really care.

#### ZAP! YOU'RE IT!

The September editorial piece about police radar brought in quite a reader response. A lot of you have been zonked by the police, not for actual speeding, but because your transmitter indicated speed on their radar units. You really are going to have to learn from the misery of others and either cut out talking from your car or get a detector so that you know when to shut up.

In case you think that being right cuts any mustard with our court system, forget it. I even have a case of a ham judge who refuses to pay heed to the ham interference defense. Some of us get so wrapped up in our rosy

altruistic imaginations that we forget that the purpose of police radar is not to stop speeding but to make money for towns... and it is a fantastic money-maker. If they say you are guilty, you are guilty, and your best bet is to pay up and chalk another one up to our American judicial tax collection system.

Getting down to radar detectors, I've been testing a few more. The newest one is by Fox. It's the smallest one yet and is unobtrusive on the shelf where it can look out of your front window. It's as sensitive as any yet... even matching the famed Escort, which I mentioned in September.

The Super Fox Vixen is about 5" x 3-1/2" x 1-1/4" and comes with a plug for your cigarette lighter socket. Since you have no business smoking any more, this is a fine use for that other-

wise wasted socket. On our new Datsun Maxima, where most of the Vixen tests have been run, the power socket is turned on and off by the ignition key, so I don't even have to remember to turn it off when I get out of the car. Most of the radar detectors draw enough current (300 mA) so you will find a dead car battery if you leave 'em on while not using your car for a few days... like at the airport during a trip.

The Vixen, in addition to being small, has the benefit of being distributed through car accessory stores and many electronic stores, so it should be simple to find. The cost is \$250, right in there with the Escort (\$245).

The only real difference between the Super Fox Vixen and the Escort is that the Vixen has a buzzer and light indicator of radar, while the Escort has

those plus an S-meter. Perhaps it is the ham in me that likes to watch the S-meter and see when I am getting close enough to a radar unit to know that it can pick up my ham rig. The Vixen will keep you out of trouble, which is what you want. Be sure that you specify a Super Fox Vixen... the superhet model... as the firm also puts out a Fox, which is a passive detector unit and about 1/100th as sensitive. I have one of those in our RX7 and it generally goes off just as I am passing a radar unit, right at the last minute. Since I have both 2m and CB rigs in the car, if I waited for the passive unit to alert me I would be off the road by now with too many tickets to drive.

I've found that a small square of Velcro™ stuck to the bottom of the unit... and another on my dash shelf... allow it to be whisked off the shelf when I

park the car in Boston or at the airport. There's no use dangling a \$250 goodie right out there in front of thieves when you can flip it under the seat while parked in high-crime areas. Of course, in New Hampshire this just isn't a problem.

Small world department: The people who handle the promotion and advertising for Fox are the same people who handled DenTron... and are handling OSI, the computer firm. OSI, by the way, was bought by Macom, the firm which makes most of the Gunn oscillators... and which makes the 10-GHz gear I used for my DXing a year or so ago. Macom, formerly Microwave Associates, is where Sam Harris W1FZJ, the microwave genius, used to work before he moved to Arecibo. The president of Macom is an old-time ham, Dana Atchley.

## LETTERS

### DAY IN COURT

Thanks very much.

Your September issue of 73 arrived the day after I got an unjustified speeding ticket backed up by police radar. Armed with the information in your editorial, I immediately ordered the legal index and bought an Escort. The delivery of both was very fast and arrived in time to assist my court preparation.

You are too pessimistic. The court is an adversary relationship and the person with the best preparation (among other things) wins. A previously good driving record is also a must. In my case I was stopped for "37 in a 25 mph zone" based on radar. I was sure I was not speeding and so informed the arresting officer. His comment was "tell it to the judge." After obtaining the name of type of radar in use, noting the other traffic immediately before me, etc., and fuming, I read 73. After obtaining and reading the Fuzzbuster legal index and spending a few more hours in the local law library and in technical reading, I called the Commonwealth's attorney. His initial view was: "Radar is infallible.

Some states will listen to technical arguments but not VA."

After the roll was called in court (1½ hours of calling the roll, listening to shoplifter cases, etc.), the court got started on the docket. In a lull, I reminded the Commonwealth's attorney that I intended to plead not guilty and of the technical basis for my defense (RFI from the ham gear causing spurious readings as adequately documented in the manufacturer's handbook, Bureau of Standards tests, etc.). I also mentioned the other traffic in the pattern which was pulling away from me but not stopped. I was supported by diagrams, texts, etc., in a large bundle under my arms. When the case came before the judge, the Commonwealth's attorney recommended dropping the charges.

It took a few hours, but justice is worth the effort. The Escort works like a charm—I won't be surprised again. I may even not key the rig passing the radar next time.

J.D. Peters K1ER  
Manassas VA

*JD, you're not doing your homework completely. The Car*

*& Driver article on American justice is necessary reading to dispel your euphoria. Being totally and demonstrably right did not help when the editor of Car & Driver lost a clear-cut case... including two very expensive appeals. When I get complaints from hams in African countries about the sad shape of the courts there, I refer them to the article to show that our courts are not any better... the occasional lucky chap like you notwithstanding.—Wayne.*

### SURVIVAL

Your editorial statements and talks concerning the relationship between amateur radio and a productive electronic engineering industry such as that of Japan have intrigued me. I couldn't agree with you more! But I think that there is more to it than is indicated by the numbers of amateurs in a country, or the licensing structure encouraging or discouraging the growth of the hobby. In recent times, the professional literature in science and education has bemoaned what has been happening in our American society and its effect on school curriculum and the courses students take, both in the high schools and in the colleges. (One of the more recent articles for the general public appeared in the *Washington Post* on May

31, 1981, and was written by David G. Savage.) For some years now, many high schools have dropped math and science requirements for graduation. This is also true for many colleges. This is not true in Japan.

The Japanese educational system is rigorous, with mathematics instruction being given in a more concentrated form and with more students taking the advanced courses. By the ninth grade, the Japanese student has had three years of geometry and one year of trigonometry. High school courses include calculus, probability, and statistics. Is it any wonder that (as pointed out in the article by Savage) Japanese leaders often point to the rigor of their educational system as a key to their economic success?

In the United States, about 5% of all bachelors and masters degrees are in engineering. In Japan, about 20% of the bachelors and about 40% of the masters degrees go to engineers. Between 1963 and 1977, productivity in the US grew 39% and 1.6% of our students became engineers. Productivity in Great Britain during this period grew 51% and 1.7% of the British students became engineers. In West Germany, productivity was 114% and about 2.3% of West German students became engineers. In Japan, 4.2% of the students became engineers and

productivity went up 197%. Make what you will of these figures!!

As amateur radio operators, we look to the Japanese for much of our equipment and we are thus familiar with their engineering products and their quality. We hold long and friendly conversations with Japanese amateurs. Russian equipment, on the other hand and for the most part, is unfamiliar to us. The vast bulk of the QSOs between American and Russian hams appears to be a mere exchange of technical information. And nothing could be more deadly to a friendly QSL exchange than PO Box 88, Moscow! Yet their educational system and its productivity is almost awesome to an American educator.

In 1957, the Russians threw a piece of iron called "Sputnik" up into the heavens. America became frightened and began a frantic beefing up of its math and science programs. This lasted until the middle 60s. At that time, while our intense efforts began to go downhill, the Russians decided to go uphill. A recent study by the National Science Foundation indicates that the math and science program required for all Soviet students is far stronger than that of any other nation. Not only do a considerably greater number of Soviet students finish high school (our 75% to their 98%), but their requirements are quite a bit tougher. For example, a high school graduate has had five years of algebra, ten years of geometry, two years of calculus, five years of geography, five years each of biology and physics, and four of chemistry. By contrast in the United States, of the high school graduates, 9% have had one year of physics, 16% one year of chemistry, and 45% one year of biology. Savage points out that each year about five million Soviet

high school students graduate with two years of calculus and, in contrast, about 105,000 American students have had one year of calculus.

One might argue that the forced curriculum of the Soviet Union does lead to a resentment of sorts among certain parents and educators, and ought to be tempered. But it might also be argued that lack of a rigorous math and science program in the United States may be at a price much more expensive than the diminution of the hobby of amateur radio. The price being survival.

**Marvin D. Solomon WB8VNP  
Okemos MI**

*Thanks, Marvin, for the statistics, which are interesting. Perhaps the lack of interest in science on the part of our students stems from a lack of motivation. If such is the case, if we could spark an interest in amateur radio within our high schools, then we might find our schools more pressed to teach math and science courses. And consider that, if amateur radio had continued its growth pattern from the 50s into the 60s and 70s, that alone would have changed our percentages of students becoming engineers. We're talking about a loss of around 60,000 technicians and engineers per year over the last generation. That magnitude of interest could have had a significant impact on our whole educational system.*

*If we had continued our growth, I'm sure that amateur radio would be vastly different... more advanced... than it is today. Much of amateur radio is stuck in the 30s, fifty years behind the times. The rest of it is hung up in the 50s, only thirty years behind technically. The amount of progress and experimentation with modern communications techniques is negligible. If I am to*

*judge by ARRL surveys and my mail, most amateurs will fight hard to keep amateur radio from changing. Heck, I still hear AMers on 75m holding forth. Will we continue to be left behind as digital and high-speed communications systems are developed?—Wayne.*

#### TRICKED OUT

We noted with interest the article in the September issue on "Tricking-Out the FT-901/902." It refers to a bandpass tuning feature developed by Bill Orr.

We believe this to be an error, as this feature was first developed by Buddy Alvernaz W6DMA when he was employed by Jennings Radio (now a division of ITT).

There was an article in the May, 1958, issue of QST (page 18) which described this feature and listed Buddy Alvernaz as the originator.

**ITT Jennings  
San Jose CA**

#### WACRAL NETS

WACRAL (the World Association of Christian Radio Amateurs & Listeners—G3NJB) runs the following nets:

- Sunday at 0830 on approximately 3775 kHz, and at 1400 on 7075 kHz;
- Monday at 2100 on 3550 kHz (the CW net);
- Wednesday at 1030 on approximately 3665 kHz;
- Monday and Friday at 1900 on 21,350 kHz (the overseas net).

The purpose of all the nets is to encourage and spread Christian friendship and fellowship—the main aim and purpose of WACRAL itself.

Just as a point of interest, apart from the overseas net, the other nets have been in continuous weekly operation now for over seven years. There is always someone on, and most nets are controlled by me.

**L.D. Colley G3AGX  
Micasa, 13 Ferry Road  
Wawne, Nr Hull  
HU7 5XU England**

#### ITALIAN LICENSES

We have the pleasure to inform you that on August 28, 1981, a reciprocal operating agreement between Italy and

the USA regarding amateur operators was reached.

This department is ready to assist your military or civilian personnel holding a US amateur license to apply for a permit in case of a short visit in Italy or an amateur station license with allocation of an Italian callsign if resident.

Please write for further information.

**Manuel F. Calero I4CMR  
ARI (Associazione  
Radioamatori Italiani)  
Reciprocal Licensing  
Department  
Via Giorgione, 16  
I-40133 Bologna  
Italy**

#### ROASTED FANNIES

For some time now, Radio Systems Technology has been designing hidden antennas for home-built plastic aircraft using the nonconductive structure of the aircraft to enclose the antenna radiating rod(s).

It has come to our attention that certain builders have been concealing the transponder or DME antennas in close proximity to the pilot or passengers. The usual location of choice has been directly under the passenger or pilot seat structure.

RST would like to point out that this places, in effect, high-powered microwave energy in very close proximity to a rather sensitive part of the pilot/passenger's anatomy. Bluntly, it may be a little like sticking your fanny into a microwave oven.

We are not clinical radiologists, nor do we have the equipment necessary to determine the backscattered field strength of these antennas. We do know, though, that there will be some leakage around any ground plane. Until a competent professional with the necessary training and equipment will volunteer to make the measurements for the rest of the home-building brethren, RST is suggesting that builders who wish to install transponder/DME antennas under the seats also laminate a sheet of plain old aluminum foil into the seat structure to shield the pilot from possible harm. (Microwave energy will not penetrate the thinnest of metallic foils.)

**Radio Systems Technology  
Grass Valley CA**

## HAM HELP

I'm looking for information on an Ameco TX62 6-meter/2-meter AM/CW transmitter. I will pay any copying and mailing costs. Also, I am interested in any clubs in the Orange/E. Santa

Ana, California, area. Thank you.

**Dennis P. Breeden WB3KUM  
4623 East Washington Ave.,  
Apt. #19  
Orange CA 92669**

Model 173DM  
Dual, independent clocks/Solid walnut case/  
Functional and beautiful  
\$69.95 (plus \$3.00 shipping)



Model 173B  
Internal backlight/Aluminum  
and Poly case/Portable  
\$34.95 (plus \$3.00 shipping)



## Independent Military Option

Military time format clocks by Benjamin Michael. Independent of power lines these units are energy efficient, secure, and free to provide accurate quartz controlled time in any setting. Used by the Military and U.S. government agencies as well as many municipal law enforcement and public safety departments, these units won't quit just because commercial power did.

Exercise your independent military option now.

✓420

*Benjamin Michael Industries*

65 E. Palatine Road  
Prospect Heights, IL 60070  
312-459-5760

INC.



# CALL TOLL FREE

For the best deal on

- AEA • Alliance • Ameco • Apple • ASP
- Avanti • Belden • Bencher • Bird • CDE
- CES • Communications Specialists
- Collins • Cushcraft • Daiwa • DenTron
- Drake • Hustler • Hy-Gain • Icom • IRL • KLM
- Kenwood • Larsen • Macrotronics • MFJ
- Midland • Mini Products • Mirage • Mosley
- NPC • Newtronics • Nye • Panasonic
- Palomar Engineers • Regency • Robot
- Shure • Standard • Swan • Tempo
- Ten-Tec • Transcom • Yaesu

## SEASON'S GREETINGS!

YAESU FL-101 HF Transmitter,  
close-out priced at \$389

KENWOOD TS-520S HF trans-  
ceiver, close-out \$669

SWAN MX-100 HF Transceiver,  
close-out special \$369

ICOM IC-701 HF Xcvr with mike  
& power supply, only \$975

KENWOOD TR-7730, TS-830S  
In stock Call for price

YAESU's New FT-208R is now  
available from stock Call!

APPLE Disk Based System:  
Apple II or II Plus with 48k  
RAM installed, Disk II with  
controller, DOS 3.3 \$1899

APPLE Game Paddles available  
Quantities limited... all prices subject to  
change without notice

*We always have an excellent  
assortment of fine used equip-  
ment in stock... come in or call*

**CALL TOLL FREE**  
(outside Illinois only)

**(800) 621-5802**

HOURS: 9:30-5:30 Mon., Tues., Wed. & Fri.  
9:30-9:00 Thursday  
9:00-3:00 Saturday

**ERICKSON  
COMMUNICATIONS**  
Chicago, IL 60630  
5456 North Milwaukee Ave.  
(312) 631-5181 (within Illinois)

*... at last - everything at your*

*fingertips !!!*



**\$16450**

Radio Equipment  
NOT Included  
F.O.B. Culver City

(CA Residents add 6% sales tax)

- ANGLED REAR SHELF
- ALL PARTS FITTED
- STURDY CONSTRUCTION
- WALNUT or PECAN FINISH

Floor space: 39" w by 30" d.  
Also: 51" w by 30" d - \$192.50

Dealers Inquiries Invited

**A Finely Crafted Piece of Furniture**

**With a REAL Purpose . . .**

Call : (213) 837-4870 or Write for Information

**S-F Amateur Radio Services**

✓65

4384 Keystone Ave., Culver City, CA 90230

# NEW PRODUCTS

## LULY POLARIZER

Robert Luly Associates has introduced a new product for the satellite industry, the Luly Polarizer. The Polarizer is an electronic rotator (no moving parts) that replaces the mechanical rotator which was burdened with freezing or burning up, twisting cables, and weight problems.

The Polarizer enables polarity shift from horizontal to vertical automatically. The insertion loss is equal to an N connector, a mere .15 dB. Operating current is 12 to 15 volts at 50 milliamps (available from standard receivers). The polarity can also be varied 0-180°, allowing for dual polarization realignment after moving the antenna from one satellite to the next.

For more information, contact *Robert Luly Associates, PO Box 2311, San Bernardino CA 92405*. Reader Service number 481.

## STANDARD COMMUNICATIONS TALKMAN

Talkman is a miniature, lightweight, voice-actuated, hands-free two-way radio; it is ideal for active bicyclists, snow skiers, hunters, and even those engaged in such pursuits as tower rigging and construction. Measuring only 2½" wide, 4½" high, and ¾" deep, Talkman weighs less than one pound. It is available in any one of five channels in the FM 49-MHz band and will transmit up to a quarter mile. Power is provided with an easily obtainable 9-volt battery. The headset features a stowable whip antenna and an adjustable boom-mounted miniature voice-activated microphone.

For more information, contact *Standard Communications Corp., PO Box 92151, Los Angeles CA 90009*. Reader Service number 486.




*The Talkman from Standard Communications.*

## FLEA-SIZE KEYS FROM CURTIS

A rugged, low-priced keyer from Curtis Electro Devices promises to be the tiny, no-frills unit CW buffs have been waiting for. Although only 1.5" square, 3" deep, and 3.5 ounces in weight, the "Lil' Bugger," as it's called, offers many of the features found on full-sized keyers, plus a few of its own. The front panel contains only a thumbwheel speed control. Weighting, sidetone pitch, and volume are adjustable internally via small trimmers. The tungsten output relay will easily key any amateur transmitter, including really

tough cases such as old ship-board transmitters. Jacks are provided for the keyline, sidetone output, and an external adaptor. The case also contains a compartment for an ordinary 9-V transistor radio battery.


The standard model K5 is equipped with the Curtis 8044 chip. A second version of the unit (model K5B) uses the new Curtis 8044B IC which provides the squeeze-keying characteristics of the Ten-Tec, Heath, Nye, and Accukeyer. In these models, a squeeze released during a dot will automatically produce a following dash. Similarly, a squeeze released during a dash



*The Polarizer from Luly.*



*The Lil' Bugger from Curtis Electro Devices.*



Model SS-32M from Communications Specialists.

will produce a following dot. The standard 8044 produces nothing after a squeeze release. Squeeze-key operators are divided into two groups depending on how they learned, so the K5 series accommodates both. Non-squeeze operators can easily use either version.

The small size of the K5 plus the three-lugged leads provided for paddle connection allow the unit to be attached to the side of any standard paddle set with double-sided mounting tape. It is ideal for QRP, Field Day, DX-peditions, or regular station use. Provision for a straight key is also made.

For more information, contact *Curtis Electro Devices, Inc.*, Box 4090, Mountain View CA 94040. Reader Service number 489.

#### TWO NEW VLF CONVERTERS FROM MFJ

The MFJ-332 VLF converts an HF transceiver into a sensitive

Very Low Frequency receiver. It converts 10 to 500 kHz to 28.010 to 28.500 MHz. The MFJ-331 SWL version converts 10 to 500 kHz to 4.010 to 4.500 MHz. Both give direct frequency readout on your receiver.

With a VLF converter, you can hear WWVB, ship-to-shore communication, navigation radio beacons, weather broadcasts, and even the standard AM broadcast band (with reduced sensitivity).

Both units easily connect between your transceiver/SWL receiver and antenna. Tuning between 28.010 and 28.500 MHz (4.010 to 4.500 MHz on the MFJ-331 version) lets you receive the longwave band from 10 kHz to 500 kHz. This gives direct frequency readout by ignoring MHz numbers. For example, 28.050 (4.050 MHz) is 50 kHz and 28.375 MHz (4.375 MHz) is 375 kHz.

There is a red LED that indicates "on." The unit is by-

passed in the off position for normal operation. The MFJ-332/331 VLF converters are housed in black and eggshell-white aluminum cabinets and require 9-18 V dc or 110 V ac with the optional ac adapter.

The MFJ-332 and MFJ-331 are available from *MFJ Enterprises, Inc.*, PO Box 494, Mississippi State MS 39762. Reader Service number 482.

#### CTCSS ENCODER FOR ICOM IC-2AT HAND-HELD

Communications Specialists introduces their new SS-32M micro-miniature programmable CTCSS encoder for use in the Icom IC-2AT hand-held. The unit is based on the popular SS-32 encoder and is programmable using jumpers. Measuring just 1.45" x .8" x .13", the SS-32M may also be used in other applications where size is critical.

For more information, contact *Communications Specialists, Inc.*, 426 West Taft Avenue, Orange CA 92667. Reader Service number 488.

#### 600 SERIES CES/MICROPAD

Communications Electronics Specialties introduces its new 600 series encoding micropad with DTMF ANI and numerous other features ideal for mobile amateur operations.

"The series 600 micropad," according to CES President Ron Hankins, "is compatible with any transceiver and offers a reliable and convenient design for the mobile radio operator, automatic PTT for 'one-handed' dialing, and ruggedized components."

The micropad incorporates a single-contact tactile keyboard for highest reliability. The series 600 is crystal-controlled and features a quality dynamic cartridge, adjustable tone level, and built-in tone monitor speaker. Noise-free dialing is made possible by a design element which mutes the microphone when the tone pad is in use.

600 series specifications include: 10-15 V dc; 13 mA operating current; -25° to 70° C temperature range; ANI speed of 5 tones/second, and an ANI capacity of 2 codes up to 15 digits each.

For more information on CES encoders and other quality CES products, contact *CES*, PO Box 507, Winter Park FL 32790. Reader Service number 487.

#### ICOM IC-3A/IC-3AT 220-MHZ HAND-HELD

Icom is very excited to announce a second cousin to the popular IC-2A series—the IC-3AT for coverage of the 220-MHz band. The IC-3AT is essentially identical in appearance, size, and operational features to the popular IC-2A series.

Most importantly, all accessories, including battery packs, chargers, microphone, etc., are completely compatible for the IC-2AT and IC-3A series, so a ham who has already invested in an IC-2A system with accessories can use those same accessories on the IC-3AT.

The IC-3AT also includes a 16-button DTMF pad. It covers the entire 220-MHz band from 220 MHz to 224.99 MHz and is set up for both repeater and simplex operation. The power output is nominally 1.5 W with the standard IC-BP3. The IC-3A system comes complete with IC-BP3 nicad battery pack wall charger, belt clip, rubber duckie, and wrist strap.


For more information, contact *Icom America, Inc.*, Suite 307, 3331 Towerwood, Dallas TX 75234.

#### COMMSOFT CODEM

The COMMSOFT CODEM, a universal CW interface for personal computers, is now available for radio amateurs. The CODEM provides an easy way to get your Morse code software on the air. Converting received CW audio to RS-232 or TTL signal levels and RS-232 or TTL signal levels to transmitter keying, the CODEM doubles as a code practice oscillator and CW regenerator.

A sharp 800-Hz bandpass filter, AM detector, and low-pass filter are designed into the CODEM to provide outstanding noise and QRM rejection. CW can be monitored using an internal 2" speaker or an external high impedance earphone. Front-panel sensitivity, tone, and volume controls are provided. The CODEM comes with a comprehensive manual which includes operating details and connection instructions. The CODEM requires an external 9 V dc power supply.

For more information, contact *COMMSOFT*, 665 Maybell Avenue, Palo Alto CA 94306. Reader Service number 483.



MFJ-332 VLF converter.



CW Interface from COMMSOFT.

#### CODE SOFTWARE PACKAGE FROM COMMSOFT

Hams who own Heath computers can send and receive Morse code with the new CW89 software package from COMMSOFT. The program includes a split screen display, 4-99 wpm operation, receive autotrack, a 1000-character pretype buffer, 10 user-definable messages, unique break-in mode, on-screen system status, disk I/O, hard copy, and a versatile code practice section.

The CW89 program runs on the Heath H-8/H-19, H-89, or Zenith Z-89 computers under HDOS. One disk drive and 32K RAM are required. A hardware interface, such as the COMMSOFT CODEM, is also required. A complete package consisting of CW89, the CODEM, a computer interconnect cable, power supply, complete documentation, and shipping is available. For more information, contact COMMSOFT, 665 Maybell Avenue, Palo Alto CA 94306. Reader Service number 480.

#### REPAIR KITS FOR EIMAC TUBE SOCKETS

Varian Eimac announces

PartsKits—emergency repair kits for popular power grid tube sockets used in many broadcast and communications HF/VHF transmitters worldwide.

PartsKits provide replacement items so the user can repair a damaged socket quickly and at a fraction of the cost of a new socket.

Presently available through franchised Varian Eimac distributors are PartsKit-300 for the SK-300/300A sockets, PartsKit-840 for the SK-840 socket, PartsKit-1300 for the SK-1300/1320 sockets, and PartsKit-1500 for the SK-1500/1510 sockets.

For more information, contact Bill Orr, Varian Eimac, 310 Industrial Way, San Carlos CA 94070. Reader Service number 485.

#### DMM FOR MICROPROCESSOR INTERFACING

Sabtronics announces their new model 2020 digital multimeter with microprocessor interfaces to adapt to all the popular home/personal computers.

Combining a high-quality multimeter with a microprocessor interface expands the Sabtron-



Model 2020 DMM from Sabtronics.

ics product line to provide new, cost-effective solutions to data acquisition problems.

The model 2020 DMM has an impressive 0.1% basic dc accuracy with 3½ digit large LED display for normal bench use. The new DMM is capable of directly measuring ac and dc volts up to 1000 V, Ohms to 20 megohms, and ac and dc current to 10 Amps.

Optical coupling between the

DMM and the computer protects the computer from damage and also serves to isolate ground noises that can affect sensitive measurements. The model 2020 DMM will mate with most popular computers.

For more information, contact Sabtronics International, Inc., 5709 N. 50th St., Tampa FL 33610. Reader Service number 484.

## FCC

#### BEACON EXPERIMENT AUTHORIZED FOR 10, 18, AND 24 MHz

The Federal Communications Commission has authorized the establishment of an experimental radio beacon on the bands 10.100-10.150, 18.068-18.168, and 24.890-24.990 MHz, these being the bands allocated for amateur radio use by the World

Administrative Radio Conference, Geneva, 1979. The experiment is intended to permit amateurs to become familiar with the characteristics of these bands, simplifying the scheduled future changeover to amateur use, to improve amateur use of these new parts of the spectrum, and to provide data on sharing between different ser-

vices. An important element is securing data on propagation under weak signal conditions, typical of natural disaster situations. It will be recalled that this use is one of the major reasons for these new authorizations, the first in many years.

The experiments will include two emission types, three operating modes, and two time phases. Basic emission is unmodulated carrier (A0), interrupted each ten minutes for an SSB (2.8A3J) identification and announcement, this occurring at 2, 12, 22, 32, 42, and 52 minutes past the hour. An-

ouncement will be of the form: "This is FCC authorized experimental station KK2XJM, Daytona Beach, Florida. QSL via W4MB. Next operation will be repeated on \_\_\_\_\_ MHz starting on \_\_\_\_\_," and will be repeated.

Initial operations will be at 3 Watts ERP, on 10 MHz, commencing about the first of October. In stages, the schedule depending on results, operation will include 18 and 24 MHz. Later phases will include operation at 30 Watts ERP, with sequencing from band to band, sometimes weekly, sometimes daily, as



needed to make optimum use of the bands for propagation experiments, worldwide and to specific areas.

Licensee for the experiment is Robert P. Haviland, amateur call W4MB. The success of the experiment depends on participation by amateurs and SW listeners, and on their reports. Information needed is date, time, and location of reception, strength of signal and of other signals on the band, and nature

of the receiving installation. All reports will be acknowledged by QSL.

In addition to reception reports, proposals for special tests will be welcomed, subject to the limitations imposed by the license and by regulations for experimental stations. At this time, there is no authorization for communication with amateur stations.

Reports, requests for schedules, and proposals for experi-

ments may be sent to W4MB at the *Callbook* address, or to R.P. Haviland, 2100 South Nova Road, Box 45, Daytona Beach FL 32019.

#### ID RULE CHANGES

On October 1, the FCC announced a change to 97.84, the rule dealing with identification of an amateur station. Section (a) of 97.84 has been changed to read:

"Each amateur radio station shall give its call sign at the end of each communication, and every ten minutes during a communication."

The change deletes the requirement for giving the callsign of the other station at the end of the contact. However, *both callsigns must be given at the close of any communication involving international third-party traffic.*

## RTTY LOOP

Marc I. Leavey, M.D. WA3AJR  
4006 Winlee Road  
Randallstown MD 21133



The original Wahl cordless clipper.

Let me take a look outside, at December in Maryland. Hmm. . . "The weather outside is freezing, and the RTTY machine is teasing. So since you've got nothing to do, call CQ, call CQ, call CQ!" Here we are again, with the holiday season fast approaching. Last year, I described several gift suggestions designed to gladden the heart of any RTTYer. By your response, I see that this outing was well appreciated. Let's do it again right now.

I'm going to start by telling a story. Once upon a time, oh, say about 1968, a company out in Sterling, Illinois, introduced a cordless hair trimmer to the barbers and beauticians. Featuring a nifty little case which housed a nickel-cadmium battery, it dropped into a stand into which a charger was built. Convenient, portable, and well designed, the clipper was an immediate success in the industry.

The company then decided to look around to see what other uses this little dynamo could be put to. Not having any preconceived notions, the engineers added a resistive element across the battery and came up with a cordless rechargeable soldering iron. Not only the company's own marketing people, but also many others greeted this new device with less than total enthusiasm.

Nonetheless, in late 1971, the Wahl Iso-Tip cordless soldering iron was introduced. By mid-1972, the product began to trickle down to consumers and we hams became the biggest boosters. For working on printed circuit boards, especially with static-sensitive components, the Iso-Tip is hard to beat. Because it is not connecting to the line, the possibility of passing through a charge is minimized. Sitting in its charger, the

iron is always ready, reaching soldering heat within seconds. My iron quickly became one of the most used tools in the shack, whether for revising a circuit board, fixing a plug, or using the built-in light to illuminate the recesses of a piece of equipment.

Since that time, the R & D boys at Wahl have not stood still. The original iron took 12 to 16 hours to fully charge. This is fine if all you are going to do is an occasional job or two. The capacity of the iron, fully charged, is about 125 solder joints. So, if you have to hot-wire a board or fix a chip, all is well and good. But there is no way to build something complex, without stopping after an hour or so for recharging. A "quick-charge" model was then introduced, which charged to capacity in three to four and one-half hours. By dropping the iron into the recharger between joints, larger jobs became more practical. The latest development along these lines came in 1977, when the "Iso-Tip 60" was introduced. This one will charge in only one hour, enough to keep anyone happy.

Continuing the search for innovative uses for that nickel-cadmium battery, other items have been added to the line. A nifty little drill is available that slips over the top of any of the soldering irons. The drill holds a fine bit ideal for drilling out holes in printed circuit boards. Automobile battery charger cords and various soldering tips and bits round out the portable line.

That nice little drill, by the way, is also produced in a self-contained version, powered either by a transformer from the ac mains or an automobile battery. Another fine addition to the line.

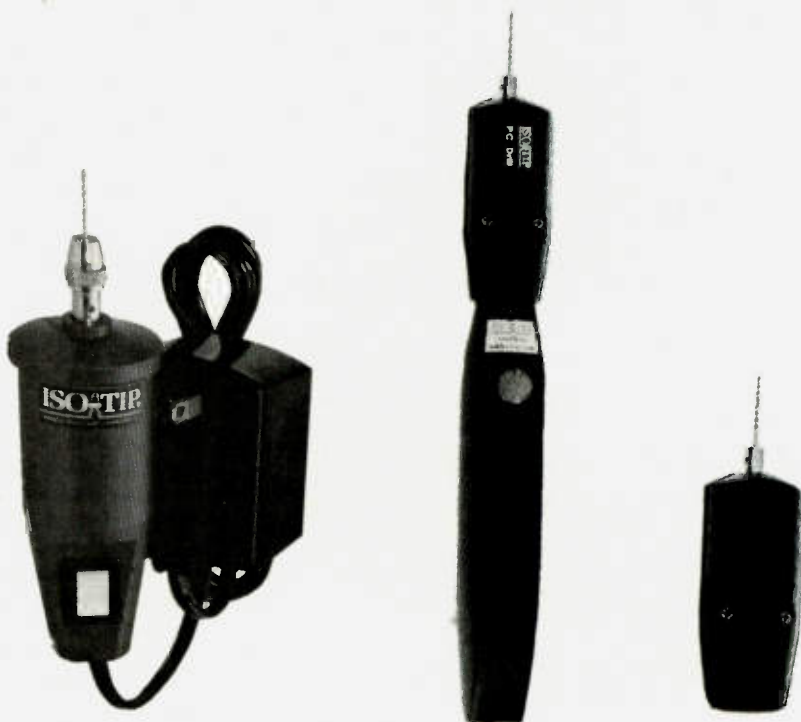
When looking for a gift idea to satisfy the ham involved in RTTY



The Wahl Iso-Tip line.

or computers, this line may just turn the trick. Prices range from a few dollars for a soldering tip to under thirty dollars for the basic iron with drop-in charger. The quick-charge iron is about five dollars more, and the drill attachment about twelve. Look for them at your local dealer, or write to the Wahl Clipper Corporation, 2902 Locust Street, Sterling IL 61081. Be sure to tell them you read about the Iso-Tip here, in 73 Magazine's RTTY Loop.

In the market for something a bit more, shall we say, meaty? How does this strike you: a hard-limiting FSK demodulator, capable of handling 170-, 425-, and 850-Hz shifts; of interfacing with 20-mA or 60-mA loops or RS-232 or TTL-level logic; with autostart and built-in tone keying; all in a case two-thirds the size of this page and costing under \$250? Well, it strikes me just fine, and I call it (or more properly iRL calls it) the FSK-500. This demodulator looks like the way to go for the ham looking for a compact but effective unit for a modern RTTY station. Next month I will



The Wahl printed circuit drill.

go over this beastly in detail, but if you want to pick one up now, I am sure that the folks at iRL would be happy to oblige. Drop them a note at iRL, 700 Taylor Road, Columbus OH 43230. Don't forget to plug RTTY Loop, OK?

Now, let's look at a new RTTY activity. The Chicago Area RTTY Repeater Society (CARRS) has announced its first RTTY Art Contest. Running from November 1, 1981, through February 28,

1982, the contest seeks new RTTY art. All entries must be original to licensed radio amateurs and their immediate families and must not have been transmitted before November 1, 1981. Entrants must supply one unspliced five-level tape and three prints for each entry submitted. Format specifics include no limit on running time and a maximum of 72 characters per line. Entries must be compatible with machines run-

ning "downshift-on-space." Each line should be terminated with a minimum of three functions: CR-LF-LTRS sequence. Entrants agree that the submitted picture(s) may be used, duplicated, and published for any purpose by CARRS.

Judging will be by the CARRS Board of Directors and will be based on originality and technique. The winning entry will earn the winner a reconditioned

Teletype® ASR-33 complete with modem, FOB Chicago. Send entries to Howie WA9KEK, 1752 North Austin Avenue, Chicago IL 60639.

As I mentioned a few paragraphs ago, the FSK-500 will be on tap for next month. Never one for organization, I might just scrape up another item or two—you'll have to wait and see. You never know what might turn up here, in RTTY Loop.

## CORRECTIONS

Several readers have pointed out a potential problem using my program for transmitting and receiving Morse code with the TRS-80 Level I, appearing in the September issue ("TRS-80: Your Electronic Brasspounder").

If the program is to be used only for transmitting code from the keyboard without first connecting the 1NS8255 interface

represented in Fig. 10 (page 94), the program will lock up within the downtime loop between memory locations 4607h and 4614h of Fig. 3 (page 91). This problem may be solved by substituting a JP TX statement for the CALL SKEY statement appearing at memory location 4583H. The resulting line would then appear as:

4583 C34047 JP TX  
;Jump around SKEY

If at a later date you wish to utilize the receive program, the statement may be reinserted without any difficulty.

I have failed to provide the pin connection of pin 6 of the 1NS8255. This pin is the chip select, and for my purpose I have tied it to pin 7, making the chip always selected.

There have been inquiries as to whether I have modified the program for Level II. The modified program has the following improvements made to it:

- The buffer space is cleared to


prevent a garbage, end of buffer, flag from being inserted.

- The video screen is cleared on program entry.
- Return to BASIC is allowed from the program.
- The operator is given a prompt for message entry.
- Program is written in Assembly language using Radio Shack's Editor/Assembler.

Anyone interested in obtaining a source listing may write to me.

Donald C. Downs N0AGX  
1705 S. 5 Street  
Marshalltown IA 50158

### BEEPER III



BP-3A: case, cable, standard 4-pin connectors..... \$39.95 ppd  
BP-3B: same as above, without connectors..... \$36.95 ppd  
BP-3C: circuit board only, for custom installations.... \$29.95 ppd

All models are assembled/tested and carry a 90 day limited warranty. We ship FIRST CLASS/INSURED and we PREPAY shipping in the U.S. Dealer inquiries invited. Ohio residents please add 5% sales tax. Check or money order only.

**FAXSCAN INC.**

### The Professional Touch Comes to Amateur Radio!

- BP-3 produces a gentle (adjustable) high beep to indicate key-down, a low beep to indicate key-up!
- Perfect for low band use, during nets, emergencies, and under noisy conditions!
- Great for VHF, UHF, an essential for any repeater!
- Simple hook-up! BP-3 plugs into your rig's mic connector, your mic plugs into BP-3!
- Designed for instant hook up to the standard 4 pin mic connector, easily modified with supplied details!
- Works with any radio where PTT line is grounded to XMT. Virtually all modern gear!
- State-of-the-art CMOS circuitry for low power operation. RF proof!
- One 9-volt battery (not included) powers BP-3 for up to one year!
- Small, compact construction 2-3/8" x 4-3/8" x 1-7/32"
- Available "board only" for custom or repeater use. Commercial quality!

3148 Dorf Drive, <sup>✓85</sup>  
Dayton, Ohio 45418

## UNSCRAMBLE

SCANNER ACCESSORIES  
FREE LITERATURE  
501-623-6027

DNE, INC., RT. 7, BX257 <sup>✓43</sup>  
HOT SPRINGS, ARK. 71901

## POLICE CODE

MODEL II



**'611<sup>00</sup> DISCOUNT**  
**Off List**  
**64K 1 DRIVE \$3288.00**

No Taxes on Out of State Shipments  
Immediate Shipment On Most Items

## TRS-80® DISCOUNT

**BUY DIRECT**

We carry the full line of TRS-80 Computers. All other software, furniture, and accessories at discount from catalog price. We stock most items to assure you fast delivery and save you money.


**WRITE FOR A FREE CATALOG**

**1-800-841-0860 Toll Free Order Entry**  
**MICRO MANAGEMENT SYSTEMS, INC.**

DEPT. NO. 13

DOWNTOWN PLAZA SHOPPING CENTER  
115 C SECOND AVE. S.W. <sup>✓313</sup>  
CAIRO, GEORGIA 31728  
GA. & EXPORT PHONE NO. (912) 377-7120

MODEL III



26-1061 4K I..... \$609.00  
26-1062 16K III..... \$849.00  
26-1066 48K III  
2 Drives, RS232..... **2069.00**

Largest Inventory in S.E. U.S.A.

# OSCAR ORBITS

## SATELLITE NEWS

### UoSAT-OSCAR 9 Launched

Satellite enthusiasts now have another "amateur" bird to chase. UoSAT, a British satellite that combines research and amateur applications, was successfully launched early on the morning of October 6. Listeners were able to copy a signal from UoSAT's two-meter beacon, starting with the first orbit. Once aloft, the satellite was dubbed the "UoSAT-OSCAR 9 spacecraft."

UoSAT is not a communications satellite but it will be transmitting on a variety of amateur frequencies. For a more complete description of the satellite's capabilities, which include slow-scan television, see "Phase III and Beyond" on page 96 of the September, 1981, issue of 73.

### OSCAR 8 Still Flying High

Despite the demise of OSCAR 7, hams are still communicating via satellite. Recent accomplishments made via the OSCAR 8 satellite include the first mode J Worked All States Award which is credited to WA6GVS. Following on his heels, W7UFE completed mode J W.A.S. In doing so, he has become the first person to accomplish W.A.S. on each of the satellite modes, A, B, and J.

The DX scene was busy, too, with a record-setting mode J QSO between W4AUZ and GM4IHJ. Details about tracking OSCAR 8 can be found in the November issue of 73.

### Phase III Looking Good

Plans are being made for the launch of Phase IIIB, a replacement for the ill-fated original Phase III satellite. The third test of the Ariane rocket was a success, representing a tremendous breakthrough after Ariane's failure on May 23, 1980. AMSAT officials are preparing for a Phase IIIB launch in the fall of 1982. For more details about the Phase III program and other aspects of the amateur satellite service, contact AMSAT, PO Box 27, Washington DC 20044.

An error crept into the calculation of the OSCAR orbits published in the October and November issues of 73. As a result, the equatorial crossing times are incorrect. Hopefully, the December predictions represent a great improvement in accuracy.

## ORBITAL INFORMATION

OSCAR 8 ORBITAL INFORMATION FOR DECEMBER				OSCAR 8 ORBITAL INFORMATION FOR JANUARY			
ORBIT #	DATE	TIME (GMT)	EQ. CROSSING (DEGREES WEST)	ORBIT #	DATE	TIME (GMT)	EQ. CROSSING (DEGREES WEST)
19063	1	0113:10	84.2	19495	1	0008:15	68.8
19077	2	0117:44	85.3	19509	2	0012:49	70.0
19091	3	0122:18	86.5	19523	3	0017:22	71.1
19105	4	0126:53	87.7	19537	4	0021:55	72.3
19119	5	0131:27	88.9	19551	5	0026:28	73.5
19133	6	0136:01	90.0	19565	6	0031:01	74.6
19147	7	0140:35	91.2	19579	7	0035:34	75.8
19160	8	0001:58	66.6	19593	8	0040:07	77.0
19174	9	0006:32	67.7	19607	9	0044:40	78.1
19188	10	0011:06	68.9	19621	10	0049:13	79.3
19202	11	0015:40	70.1	19635	11	0053:46	80.5
19216	12	0020:14	71.2	19649	12	0058:19	81.6
19230	13	0024:48	72.4	19663	13	0102:52	82.8
19244	14	0029:22	73.6	19677	14	0107:25	84.0
19258	15	0033:56	74.7	19691	15	0111:57	85.1
19272	16	0038:30	75.9	19705	16	0116:30	86.3
19286	17	0043:04	77.1	19719	17	0121:03	87.4
19300	18	0047:37	78.3	19733	18	0125:36	88.6
19314	19	0052:11	79.4	19747	19	0130:08	89.8
19328	20	0056:45	80.6	19761	20	0134:41	90.9
19342	21	0101:18	81.8	19775	21	0139:13	92.1
19356	22	0105:52	82.9	19789	22	0000:35	67.5
19370	23	0110:26	84.1	19802	23	0005:08	68.6
19384	24	0114:59	85.3	19816	24	0009:40	69.8
19398	25	0119:33	86.4	19830	25	0014:13	71.0
19412	26	0124:06	87.6	19844	26	0018:45	72.1
19426	27	0128:40	88.8	19858	27	0023:17	73.3
19440	28	0133:13	89.9	19872	28	0027:50	74.4
19454	29	0137:46	91.1	19886	29	0032:22	75.6
19468	30	0142:20	92.3	19900	30	0036:54	76.8
19481	31	0003:42	67.6	19914	31	0041:26	77.9

MAKE MONEY...  
SELL  
73 MAGAZINE

Selling 73 Magazine, the ham radio magazine that offers quality and quantity, brings the ham into your store. Once through the door you can sell him anything.

Our dealers are telling us that "73" outsells them all... so call today and join the dealers who make money with 73 Magazine.

For information on selling 73 Magazine call 603-924-7296 and speak with Ginnie Boudrieau, our Bulk Sales Manager. Or write to her at:

73 MAGAZINE  
Route 101 and  
Corner of Elm Street  
Peterborough NH 03458

# HAM HELP

I would greatly appreciate any information (schematics, service manuals, performance improvement, etc.) on the following equipment:

- a) Clegg Thor 6 transceiver;
- b) Simpson Model T marine transceiver;
- c) Konel Gemini III marine transceiver;
- d) Johnson Ultracom 30-50-MHz FM transceiver;
- e) Lafayette PB-50 30-50-MHz FM receiver.

I will copy and return manuals and refund postage costs. Thank you.

**Gary B. Trustle WB8SPV**  
424 Franklin Ave.  
Waverly OH 45690

Help, help! We have a Telrex beam, Model TBS-308, and need any information available on assembly details to permit correct operation on certain frequencies. It is a tri-band beam, traps and all, apparently two

elements on each band. Any data would certainly be appreciated. Telrex Labs does not have data on this old a beam. I will cover any duplication costs if required and postage. Thanks for any help.

**Paul Wiegert W8TH**  
1205 E. Franklin Street  
Centerville OH 45459

I need manuals/schematics for the following units: EICO 752 dc power supply, Standard Communications SR-C803L VHF FM transceiver, Triplett 3434 TV-FM sweep/marker generator, and Clegg HT-146 2-meter handie-talkie.

I would prefer to buy, or copy and return your original, especially on the HT-146 as Clegg does not have an original. And does anyone have a battery for the Clegg?

**John E. Carter WB4HLZ**  
2622 Rolling View Drive  
Smyrna GA 30080

## CONTESTING?



**THE NEW LOW COST  
AEA CONTEST  
KEYER MODEL CK-1  
WILL MAKE YOU  
MORE COMPETITIVE  
THAN EVER!**

**\$129.95**

SUGGESTED AMATEUR NET

- Automatic Serial Number Generator From 01 to 9999.
- 500 Character Soft Partitioned™ Memory That Can Be Divided Into as Many as 10 Messages.
- Exclusive AEA Memory Editing Capability.
- Two Presettable Speeds With Fast Recall Plus Stepped Variable Speed Selection.
- Iambic Operation From 1 to 99 wpm and Complete Weighting Control.
- Extreme R.F. Immunity, Will Key Any Modern Transceiver, Operates from 12 ± 3 Volts D.C.

SEE YOUR FAVORITE DEALER OR CONTACT

Advanced Electronic Applications, Inc., P.O. Box 2160, Lynnwood, WA 98036. Call 206/775-7373

**AEA** Brings you the Breakthrough!

See List of Advertisers on page 162

## SLEP MAIL-ORDER SPECIALS

<b>TEN-TEC</b>	
525 ARGOSY, 100/10W XCVR	\$ 485.00
546 OMNI C DIGITAL XCVR	1,048.00
580 DELTA DIGITAL XCVR	745.00
444 HERCULES LINEAR AMP	1,345.00
225 P/S 525 ARGOSY	118.00
255 DELUXE P/S 546, 580	169.00
280 P/S 546, 580	149.00
215PC MICROPHONE, COIL CORD W/PLUG	32.00
217 FILTER 500HZ, 546, 525	49.00
218 FILTER 1.8 KHZ, 546, 525	49.00
219 FILTER 250 HZ, 546, 525	49.00
222 MOBILE MOUNT, 525	24.00
223 NOISE BLANKER, 525	32.00
224 AUDIO CW FILTER, 525	32.00
226 CRYSTAL CALBRATOR 525	36.00
227 ANTENNA TUNER	72.00
228 ANTENNA TUNER/SWR BRIDGE	85.00
229 ANTENNA TUNER 2 KW	224.00
234 SPEECH PROCESSOR	126.00
214 ELECTRET MIKE FOR 234	34.00
243 REMOTE VFO 546 OMNI	169.00
282 FILTER 250HZ 580	45.00
283 REMOTE VFO 580	169.00
285 FILTER 500 HZ, 580	42.00
289 NOISE BLANKER, 580	36.00
1125 DC CIRCUIT BREAKER 525	15.00
1140 DC CIRCUIT BREAKER 546, 580	10.00
645 ULTRAMATIC KEYS, DUAL PADDLE	75.00
670 SINGLE PADDLE KEYS	36.00
<b>KCOM</b>	
730 HF XCVR 12V	\$ 690.00
720A HF XCVR 12V	1,185.00
251A 2M AC/12V XCVR	639.00
451A UHF XCVR AC/12V SPECIFY FREQ	782.00
551 6M XCVR AC/12V	424.00
25A 2M FM MOBILE	309.00
290A 2M FM/55B MOBILE	488.00
ZAT HAND HELD WITH TOUCHTONE	239.00
PS-15 P/S 720, 730	132.00
PS-20 P/S 720, WITH CABLE	219.00
BP-2 NICAD 425MA 2AT	36.00
BP-3 NICAD 250MA 2AT	28.00
BP-4 ALKALINE CASE BP-4	12.50
BP-5 NICAD 425MA, 10.8V 2AT	46.00
CF-1 COOLING FAN PS-20, PS-15	42.00
CP-1 CIGARETTE LIGHTER CORD/PLUG 2AT	9.50
DC-1 DC OP PACK 2AT	17.50
EX-2 RELAY BOX 701, 720, 730	34.00
FL-30 FILTER 55B PASS BAND 730	56.00
FL-32 FILTER CW 720A	46.00
FL-34 FILTER AM 720A	142.00
FL-44 455KHZ 55B FILTER 730	45.00
HM-8 MIKE W/TONE ENCODER	32.00
HM-9 SPEAKER MIKE 2AT	36.00
HM-10 SCANNING MIKE, 290A, 25A, 730	36.00
SM-5 BASE MICROPHONE, 8 PIN	36.00
<b>DRAKE</b>	
TR-7/DR-7 DIGITAL TRANSCEIVER, LATEST PRODUCTION, LIST \$1,599.00	\$1,385.00
PS-7 POWER SUPPLY 110V/220V	269.00
NB-7 NOISE BLANKER TR-7	82.00
SL-300, SL-500, SL-1800, SL-4000, SL-6000 FILTERS FOR TR-7, OR R-7	55.00
EA-7 FAN	29.00
RV-7 REMOTE VFO	175.00
MS-7 SPEAKER	45.00
SP-75 SPEECH PROCESSOR	142.00
CW-75 ELECTRONIC KEYS	72.00
P-75 PHONE PATCH	72.00
LA-7 PHONE LINE AMPLIFIER	46.00
MN-2700 TUNER 2KW 160-10M	312.00
MN-75 TUNER 200W 160-10M	232.00
B-1000 BALUN 4:1 MN-75/MN-2700	29.95
CS-7 REMOTE CONTROLLED ANTENNA SWITCH	158.00
TV-3300LP LOW PASS FILTER	28.00
TV-300 H.P. HIGH PASS FILTER FOR 300 OHM TWIN LINE	15.95
TV-75H.P. HIGH PASS FILTER FOR 75 OHM COAX	15.95
FILTERS FOR DRAKE R-4C RECEIVER FL-250, FL-500, FL-1500, EACH	55.00
R-7/DR-7 DIGITAL READ-OUT RECEIVER, 0-30 MHZ, GENERAL COVERAGE, LIST \$1,549.00	1,358.00
HS-75 HEADSET TR-7 OR R-7	19.95
R-7/TR-7 CABLE INTERFACE KIT	29.50
NB-7A NOISE BLANKER R-7	82.00
7077 DESK MICROPHONE W/PLUG TR-7	45.00
THETA 7000E MICROPROCESSOR CONTROLLED COMMUNICATIONS TERMINAL, WORKS WITH ANY AMATEUR RADIO INSTALLATION	965.00
TR-930 VIDEO MONITOR	165.00
DRAKE ESR-24 SATELLITE TV RECEIVER, DIGITAL READ-OUT EARLY 1982 DELIVERY	995.00

WE PAY SHIPPING TO 50 STATES, APO, FPO-MASTER CHARGE, VISA OR CHECKS ACCEPTED. SAVE MONEY BY ORDERING TODAY AT THESE LOW DISCOUNT PRICES. WRITE OR PHONE BILL SLEP AT 704-524-7519.



Electronic Distributors

**Slep Electronics Company**

P. O. BOX 100, HWY 441, DEPT. 73  
OTTO, NORTH CAROLINA 28763

doesn't help matters much, but under most daylight conditions, the display is pretty hard to read. The other two problems I encountered involve the scanning circuit. There are an awful lot of 5-kHz split repeaters out there now, and it would be useful if the band-scanning circuitry stopped with the discriminator centered. There are currently only two rigs available that offer this feature (that I am aware of)—the Azden and the KDK

2025. Finally, for some reason the rig scans much slower in the memory-scanning mode than in the band-scanning mode. It should be easy to speed up the scan rate; the first person to come up with a good mod is guaranteed an article in 73!

These last two points are purely personal opinion, and others may never complain. The dim display is another matter and has plagued almost every two-meter rig I have used. It's time for the industry to

correct this problem. I'd like to see a blue display like the one on the TS-830S, with a dim switch for nighttime driving. I realize that it would be expensive, but the ultimate solution might be a light-sensing circuit like the one found on the IC-701.

### Conclusions

Simply stated, the Kenwood TR-7730 is one of the best two-meter FM rigs for mobile operation I have used. I have used rigs that offered more features, rigs with better receivers, and

rigs with brighter displays, but I have yet to test anything that combines the features, performance, compact size, and reasonable price of the TR-7730. For home use I might prefer something with more memories, like the new KDK, the TR-7850, or the Azden. For installation in the small cars that Americans are wont to buy, the TR-7730 is sublime.

For more information, contact *Trio-Kenwood Communications, Inc.*, 1111 West Walnut Street, Compton CA 90220. ■

## KAHANER REPORT

Larry Kahaner WB2NEL  
PO Box 39103  
Washington DC 20016

### CORRECTION

For those of you who wrote to me about my column on competition for AT&T in the local and long-distance market (Oct., 81), I noticed the error also. Seven digits comprise a local phone number, not five as mentioned.

### STALKING THE WILD BUCK

The buck never stops anywhere in Washington. It just kind of makes the rounds.

The FCC complains it lacks the power to do its job. It says the Communications Act of 1934 is too out of date to allow the Commission the legal leeway it needs to cope with our new technological age. The Act never envisioned millions of private radio users, large numbers of radio and TV sets, and an era where information would be a money-making, fast-trading commodity like rice and wheat.

According to the FCC, the Act doesn't give it permission to pull licenses of violators—they must trek through lengthy court proceedings—or set minimum standards for receivers making them less susceptible to interference.

Congress, on the other hand, has tried to rewrite the Act every session for the last 10 years, but so far has only succeeded in

tacking on some satellite amendments in the early 1960s. In addition, Congress complains that the FCC doesn't use the powers it does have under the Act and is afraid to flex its muscles fearing some court will overturn the administrative decisions. The bickering is boring.

During the peak CB surge of 1977, the Commission logged more than 110,000 interference complaints. About 85% were traced to CBers overloading nearby TVs or assaulting them with harmonic radiation. Since then, the average number of complaints has never dipped below 80,000 per year. And that's half the actual count; the FCC estimates that that figure represents less than half of interference incidents.

Again the FCC laments that it doesn't have the legal right to set minimum standards for TVs. Congress doesn't amend the Act, so nothing happens at all.

But although the FCC supposedly wants that power, and some others, it's not helping Congress to rectify the situation.

In 1978, the FCC launched an inquiry into interference. It was to be the final word on the subject. Part of the reason for the investigation was to present Congress with facts about interference so when the time came for it to tackle the problem, the lawmakers would be well prepared.

The unfinished 3-year-old re-

port, broached at a recent FCC meeting, stated: "Minimum standards for receiving equipment might be necessary." It offered no details, no technical standards.

FCC commissioner James Quello angrily referred to the sparse report during the June 17 meeting and said: "There hasn't been any movement since 1978, and the interference is getting worse. How many more years do we need?"

The Commission wanted to present the report to Congress in response to several recurring bills to regulate TV susceptibility to interference. Congress asked for FCC comments and guidance and this report was supposed to supply it. Said Quello: "And what do we tell them [Congress]?"

Commissioner Anne Jones responded sadly: "Let's start with an apology."

Even though the FCC is supposed to know more about communications than any other governmental agency, their input to Congress in this case appeared minimal.

This year, Congress seems closer to revamping the Communications Act than during any other session. Although most of the bill—commonly referred to as the Domestic Telecommunications Act of 1981 (S-898)—deals with common carrier and broadcast matters, some provisions affect hams, CBers, and other private radio licensees.

Now that the bill heads for the Senate floor, the FCC has jumped up and put in its 2 cents worth. If the FCC suggested any

courses for Congress to follow during the writing, the lawmakers certainly didn't pay that much attention. Some FCC suggestions—called amendments—deal with semantics, others with substance.

Without going into the bill's details, here are some FCC amendments submitted to Congress:

- Give the FCC permission to employ volunteer amateur radio operators to administer tests to those seeking licenses of equal or lower rank.

- Allow use of volunteer hams and CBers to monitor airwaves for violations.

- Permit aliens to obtain operator licenses.

- Allow elimination of CB licenses.

- Allow suspension of licenses of those who aid and abet violators.

- Allow the FCC to issue cease and desist orders in cases of safety.

The FCC proposes many other items, but these most directly impact hams and CBers.

You might know that the FCC doesn't need Congressional mandate to permit volunteer license proctors. General class license holders and above now administer tests to Novice hopefuls. Nor does the FCC need permission to allow aliens to hold licenses. It does that now in some cases.

So, why bother? For one thing, a bill reassures the FCC that it really has all that power. Secondly, the Act ties it all up into one neat bundle, and the FCC doesn't have to take it upon

## LATEST RECIPROCAL LICENSING AGREEMENTS

Here's an updated reciprocal licensing/operating list:

Argentina	Italy
Australia	Jamaica
Austria	Jordan
Bahamas	Kiribati
Barbados	Kuwait
Belgium	Liberia
Bolivia	Luxembourg
Botswana	Monaco
Brazil	Netherlands
Canada	Netherlands Ant.
Chile	New Zealand
Colombia	Nicaragua
Costa Rica	Norway
Denmark	Panama
Dominican Rep.	Paraguay
Ecuador	Peru
El Salvador	Philippines
Fiji	Portugal
Finland	St. Lucia
France	Seychelles
West Germany	Sierra Leone
Greece	Solomon Islands
Grenada	Spain
Guatemala	Surinam
Guyana	Sweden
Haiti	Switzerland
Honduras	Trinidad & Tobago
Iceland	Tuvalu
India	United Kingdom
Indonesia	Uruguay
Ireland	Venezuela
Israel	Yugoslavia

itself, administratively, to change any regulations.

No one knows if the bill will pass, even though it seems well

on its way. However, if it speeds towards the president for his signature, there's no guarantee that Congress will slow down

## LATEST THIRD-PARTY AGREEMENTS

The FCC issued an updated third-party list:

Argentina	Haiti
Bolivia	Honduras
Brazil	Israel
Chile	Jamaica
Colombia	Jordan
Costa Rica	Liberia
Cuba	Mexico
Dominican Rep.	Nicaragua
Ecuador	Panama
El Salvador	Paraguay
Gambia	Peru
Ghana	Trinidad & Tobago
Guatemala	Uruguay
Guyana	Venezuela

Also, ITU headquarters in Geneva, station 4U1ITU

and consider the FCC proposals.

At presstime, the Senate unanimously passed bill S-929 which gives the FCC absolute authority to set minimum standards for TV sets and other receiving equipment. Titled Amateur Radio Service and Private Land Mobile Services Act of 1981, the bill won't apply to existing equipment.

Other sections: License terms raised from 5 to 10 years, hams and CBers permitted to monitor the airwaves in their own services for violators, and hams may administer licensing tests.

The bill passed the Senate only after it added an amendment giving the FCC permission to eliminate CB licenses.

FCC chairman Mark Fowler lobbied for and received the last concession. He wants the Commission out of the CB licensing business and claims the move will save the FCC more than \$½ million a year.

No one is sure if that bill will pass either.

Note the wording in each bill. Each gives the FCC permission to do all these new things, but doesn't force it to do so.

Perhaps it doesn't even matter. Each side has excellent excuses for not doing anything and neither wants to jeopardize that safe position. Make no decisions, make no enemies.

And the buck just keeps on passing.

# LOOKING WEST

Bill Pasternak WA6ITF  
c/o The Westlink Radio Network  
Suite 718  
7046 Hollywood Blvd.  
Hollywood CA 90028

## A CHRISTMAS PRESENT: SANTA BARBARA'S SUCCESSFUL REPEATER

We begin this year's Christmas special with a true success story, the story of a two-meter repeater located near the city of Santa Barbara, California. What puts this system a cut above the rest? Think in terms of other stories you have read in this column—stories depicting the rise

and fall of other repeater systems. Also remember that the 2-meter FM scene in southern California has never been very stable. Rather, it's factionalized. Where else in the nation are 146.34/.94 and 146.16/.76 still simplex channels for the most part? Yet the WR6ANW repeater has survived and prospered. Not because it's away from Los Angeles proper, but rather because things were done right to start with. Here is the story as told by Jay Hennigan WB6RDV in the June, 1981, issue of *Key-Klix*, the monthly newsletter of the Santa Barbara Amateur Radio Club.

## A HISTORY OF K6TZ/R A Gift from Delco

The SBARC 2-meter repeater had its humble beginnings as a portion of a gift of surplus Motorola radio equipment donated by Delco Electronics. The equipment consisted of two 150-MHz dish antennas. All of the above was immediately scattered throughout the county, with the majority winding up in the garage of WA6000 on Pailsades Drive. This arrangement made it rather difficult for Darryl to put cars in his garage, considering that a certain individual had a Progress-Line autopatch and a jukebox or two stashed there as well. The dishes, and a lot of the less-immediately-usable gear, wound up in the backyard of Sonatech, Inc., work QTH of WB6RDV, WA6OQZ, and WA6LWJ.

### Where to Put It?

Obviously, such a generous gift was destined to become a 2-meter repeater. The only remaining questions were at what location and on what frequency. Several physical lo-

cations were scouted out, with the final location picked as the city radio site on Lavigia Hill on the Mesa. One thing the city required was a statement by a licensed civil engineer that our tower, identical to several other towers installed by the city at the same location, would not fall down. This survey was provided free of charge by Dave Harris, father of KA6OFZ. The next question was one of frequency. Some people within the club felt that our repeater should be on a "common pair" such as 146.34/.94 or .16/.76. In those days, 99-plus percent of amateur 2-meter gear was crystal-controlled, which resulted in a conflict between having the repeater on one of these "common" frequencies, making it available to most amateurs passing through town, and the refusal of several hundred southern California FM pioneers to give up .94 and .76 as simplex frequencies. The club looked into several other pairs and eventually a tape recorder was installed at the site to listen to two different frequencies as possibilities (146.19 and 146.22). The selec-

tion was 146.19, having the least co-channel interference, and a sanction was received from the Southern California Repeater Association for its use. The club now had a location and a frequency. All that was needed was some personpower and a license.

#### A Taste of Root Beer

In the good old days, licensing a repeater was about as much of an ordeal as licensing a nuclear power plant is today. The FCC required numerous drawings, sketches, schematics, and calculations, and it seemed as if they were sadly lacking in the people needed to review and process all of this material. A thick packet was sent to Washington by the club's technical committee, and as we waited we were not idle. The duplexer, antenna, and tower were ordered and received, along with some 75-Ohm hardline, which was definitely *not* ordered. A call to the manufacturer revealed that it was their goof. UPS and the post office refused to carry the stuff back to LA for exchange, although it would and did fit in the back of a VW. Winnie, now KA6OFZ, ran it down to LA for exchange. After what seemed like an eternity with no word from the FCC, K6YX, our then-trustee, called on them in Washington (in person) and was informed that the license had been processed with a call of WR6ANW. The identifier was programmed and the repeater was tested. When the license arrived in the mail, it had the call of WR6ANW and the root-beer box was born.

#### Out of Control

Although we now had a working repeater, there was no way to control it. The club had installed a telephone line at the site for a dial-up control system, but no such control system had been built. The trustee stated that if there was no control system by January of 1977, the repeater would go off the air. WB6RDV and company worked feverishly on New Year's Eve and came up with a dial-up control system. No tone decoders were available at the time, so the control codes consisted of dialing an unlisted phone number. One call would turn the repeater off and the next call would turn it back on. Every so often, the repeater would mysteriously go off the air due to someone dialing a wrong number. This "temporary" control system was upgraded with the addition of some touch-tone™ decoders to give a more positive on-and-off command, and was to be replaced when the new cactus-style control system was completed. Parts were ordered and meetings held with Alan Burgstahler WA6AWD, who agreed to sell us blank PC boards and plans to build the sophisticated control system that we have today.

The boards were farmed out to many club members for drilling and stuffing with parts. The temporary control system, it seemed, was going

to be rather permanent as progress on completion of the new control system was exceedingly slow. A new receiver was donated by Dean Dods WB6IYW and installed to cure several problems which were developing with the old tube-type receiver. It became evident that the newness was wearing off and several corrective maintenance items were necessary. Our new antenna was taken down for repairs and the duplexer had one cavity go bad (which was sent back to the manufacturer). In addition, the city was in the process of expanding their building right over the area where the repeater was located. A work party retrenched the antenna cable and the repeater was moved to a wooden pallet about 10 feet from its former location. The electric power and telephone line were brought out by extension cords draped through the bushes, and the "temporary" control system was still in operation some three years later.

#### The Housing Crunch

It became obvious that some sort of permanent structure would be necessary to enclose the repeater. SBARC went to tremendous effort to build a very rugged plywood box large enough to enclose the repeater and duplexer. The box was delivered to Valley Telecom, Inc., the new business of WB6RDV, and it is still there. In the interim, the city had agreed to provide a separate building for the SBARC repeater. At some time during this period, the WR6ANW call sign expired and the new club call of K6TZ/R was programmed into the repeater.

#### The New Machine

As time took its toll on the older equipment and more frequent repair trips became necessary, it became obvious that the good old root-beer box might not stand up during an emergency. In addition, the club wanted features such as autopatch. A grassroots fund raising was spearheaded by WB6OBB and N6CPN and the club ordered a new all-solid-state GE repeater. The pace picked up on completion of the cactus control system. The new machine arrived and was installed in its new house, originally without the new control system. FCC rules had relaxed, allowing automatic repeater control, and the temporary control system was laid to rest along with the original repeater. The cactus control system, finally complete, was installed along with a 440-MHz control receiver and temporary autopatch on loan from W6YJO. The new control system functioned well for a time but was damaged by a nearby lightning strike during a storm. We are currently operating under automatic control once again.

#### The Future

Most of the problems with the control system have been repaired and a new, more sophisticated autopatch

is in the design stage. The repeater now has full battery standby power as well as standby ac power provided by the city generator. The new control system is expandable to fulfill future needs, and the basic repeater has proved to be a very reliable machine. The SBARC repeater fund is still attempting to recover from the purchase of the new machine, and future improvements will be made as funds become available.

#### CHRISTMAS IN THE CITY OF THE ANGELS

I guess you all know that this is a special time of year. Even here in Los Angeles, most of the major thoroughfares are alive with holiday decorations and the spirit of the season is in the air. Also, on the air. Shortly, it will be time for "Operation Santa Claus 1981," in which amateurs from all over the area take their portables and hand-helds into local hospitals so that children confined in those institutions can get their chance to communicate with Jolly Old St. Nick.

We have written about this topic before. We told you how it was started more than 20 years ago on the old Mt. Wilson WA6TDD repeater by W6AOP and K6SJJ, among others, and how this event has withstood all forms of adversity over the years, including some organized jamming in recent times. No matter what, "Operation Santa Claus" will happen. It's become as important a Los Angeles area tradition as the decorations along Wilshire Boulevard. It will happen again this year, and it will succeed again this year.

Most hams belong to one or more radio clubs in their area. I wonder how many of you have ever thought of undertaking a project like "Operation Santa Claus," but failed to bring the idea to the attention of the rest of the members. True, it's a lot of work. You can't expect to start on Sunday with planning and be ready to roll the following Wednesday night. The logistics of this kind of operation are such that very careful consideration must be given to every detail. The obvious first step is to make contact with the hospitals in your area and simply offer the concept. Since this might be a bit of a job in itself, do give yourself ample lead time. Right now is a good time to plan for next year. The hardest part will be reaching the proper official with the power to make a deci-

sion. You may have to work through an intermediary, but if you've got the tenacity and can be convincing enough, you will probably get the green light. A good argument in favor of the project is the longevity of the Los Angeles area operation.

Next, you must select your operating mode. Here VHF and FM are naturals. This is because of the lightweight portability of equipment and the fact that no connection to power mains is needed. Avoid hand-helds unless they are equipped with external speaker-microphones. Many of the kids you will visit may not be ambulatory. As you know, using a hand-held while lying flat on your back is not the easiest thing to accomplish even for the trained operator. Now think of trying to be station in control for an invalid child who has never before seen a hand-held. If you don't have a speaker-mike for your rig, you might pluck that old TR-22 out of the closet and blow off the cobwebs. Radios like the TR-22, TR-33, and TR-2200 are best for this type of operation.

It's also necessary to avoid massive equipment installations which require outdoor antennas and connections to the ac power mains. If your particular site dictates that you must operate from a fixed location using ac power, be sure that all equipment is grounded properly using 3-wire line cords. Do not try to cheat the system with adapters and the like. Besides the fact that most hospitals will not permit this in the first place for safety reasons, you run the risk of personal liability if someone should be injured as the result of your negligence. Remember: You may be performing a public service, but you are still someone else's guest and you live by their rules.

What about Santa Claus himself and his North Pole home? Where should he be located? You play this one by ear. In Los Angeles, a large number of hospitals are visited every year. It would be all but impossible for Sid McCormack W6BWC, who is our Santa, to visit each. Sid operates from a centralized North Pole and communicates over a system of intertied repeaters to hospitals as far to the east as Riverside, to the west to the ocean, and to the south half the distance to San Diego. The logistics of the LA Operation San-



ta Claus seem to grow each year, but each independent geographic area and involved club will have to decide what's best for itself.

For example, if you can only visit one hospital, Santa can be on site. That is either in a vacant room, in his mobile, or anywhere near enough for full-quieting simplex operation. It's lunacy to tie up a busy repeater for an evening if Santa and his flock are within a few yards of one another. Also, avoid unintentional interference from outside. Stay off .52 or any other heavily used simplex frequency in your area. Choose some oddball away from the mainstream of 2-meter activity. True, you will lose your outside audience, but you will also avoid problems from outside your operation.

On the other hand, if logistics dictate the use of a repeater, possibly because your operation is quite large in nature, then try to find one that has a low utilization factor. While you might find this hard to believe, there are some hams who will object to having their favorite rag-chew session interrupted for any reason. These are the people who ratchet-mouth through tornado and hurricane alerts; unfortunately, we have our share of these un-public-spirited individuals among us. If you have no alternative but to use a specific system, then be sure to publicize the event well in advance. Make sure every

member of the club knows that the repeater will be closed to all but the Santa Claus operation and emergencies during a specific time period. List the operating schedule in your newsletter and have someone make periodic announcements at least two weeks prior to the event. Make sure that hams from other repeaters and clubs know as well. Not only may you pick up some needed extra help, but you will also avoid hurting anyone's feelings the day of the operation when all on the frequency must be requested to vacate. Prepublication of your operating schedule will give all a chance to find alternate places to operate.

If your area is plagued with malicious interference—if the sick minds are out there just waiting to give some poor sick child a deluge of four-letter atrocities—then do not even consider the use of a repeater. Even a private tone-access system. Better you have a Santa on the run from hospital to hospital than demean the operation by letting some half-crazed jerk spoil the fun for the kids in order to get his own kicks. If the distance between locations makes having a Santa on the run an impossible task, then you might consider borrowing someone's remote base for operation from "Santa Central" to the field units. The very nature of a remote base, i.e., simplex channel operation, tends to minimize the kook factor. Also, even with

a remote base, stay on some uninhabited simplex channel. Most potential jammers are not all that astute. Very few will go out and purchase a 220-MHz or 450-MHz synthesized radio in hope of locating your control channel just to cause you misery. Even so, be prepared for any eventuality, for any troublemaker who might come along. Some people no longer believe in Santa Claus. Some of these object to you or anyone else believing either. Need I say more?

What about your Santa? First of all, he should have the kind of voice and personality that kids already associate with St. Nick: warm, friendly, and understanding. It will probably be hard to choose from among the many volunteers for the position. Who wouldn't want to be "Santa for a Day"?

Since Santa is supposed to be live and direct from the North Pole, some North Pole sound effects might be in order. Nothing elaborate... and nothing you can't get from a Christmas sound effects record from your local five and ten cents store. Transfer the sounds you need onto endless loop cassettes and put the player within range of your mike. Adjust the volume to where the background on another radio seems real and there you have it—instant North Pole. Loop cassettes or, if you prefer, endless loop cartridge tapes, will keep you from having to rewind tape at an inopportune time. Make a few different tapes or carts. If you have the equipment, you might want to edit and re-mix sounds for greater realism. You might even approach a local radio station for help on this, which could bring a side benefit of news coverage as well. A bit of good public relations for our hobby never hurts. Also, in relation to publicizing your event to the general public, I suggest you read "Free PR for Ham Radio" in the September, 1981, issue of 73. Rob Diefenbach WD4NEK has been very successful in this department and his article shares his secrets with you.

One note from someone in the business. If you make arrangements for TV coverage, keep that schedule to the second. Television news is a split-second industry and it's very easy to get an assignment editor irate by having his crew show up to find nobody ready or the

event completed. Blow it once, and you might as well forget it in the future. In news, especially electronic journalism, that's the name of the game.

Finally, what should Santa say to the kids, and what should he avoid? In most cases, the kids will have a list of gifts they want. Unless your club has an unlimited treasury, there will be no way to deliver on promises made, so make no promises. One of the worst things an adult can do to kids is promise and not deliver. Let Santa respond by saying something akin to "we will put it on the list and see what we can do." No hard and fast promises. Above all, keep conversations light, seasonal, and filled with "ho, ho, ho's"... and don't forget to ID at prescribed intervals.

When your operation is over, hold a critique over a cup of coffee. If you are smart, you will have recorded your "Operation Santa Claus." Use these tapes to critique the operation. Video-tapes are even better. If you received TV coverage, chances are that the station probably sent a mini-cam crew to record the event. They probably recorded a lot more tape than ever reached the air, and very quick action (within 24 hours, before the cassettes are bulk-erased for reuse) might get you a dupe of the raw or unedited shoot.

Last year's Los Angeles "Operation Santa Claus" was the biggest and best to date. It was a delight to listen to and it received good press coverage from local TV, radio, and newspapers. What about this year? It's only a few days before I will know the whole story on "Operation Santa Claus 1981."

#### SEASON'S GREETINGS

I hope you have enjoyed this year's Christmas special. Next month, it will be business as usual. We may have some information on FCC actions against alleged (or proven) jammers, and definitely will have the last part of the SCRRBA series on voluntary frequency coordination for the 1980s. In the meantime, from those of us who write on the late shift in Los Angeles, our warmest wishes for a very Merry Christmas, Happy Chanukah, and... as the voice on the old WA6TDD repeater ID tape used to say... a Happy and Preposterous New Year. See you in 1982.

## HAM HELP

I will pay someone with exceptionally good reception to record shortwave programs and send me the tapes.

Owen Aids  
282 Camino Al Lago  
Atherton CA 94025

I want a Polaroid CR-9 scope camera with #33-10 (87 x 119 mm) hood, former Allied #s 561-3301 and 561-3310. Or, just the CR-9 and lens, without hood. I will pay a good price for one in working condition.

R.W. Burhans  
161 Grosvenor St.  
Athens OH 45701  
(614)-593-8207

I need an HP-2 matching unit for the Electrospace HV-5 antenna, no longer in production. I will pay any reasonable amount.

Also, I would like to hear from any Japanese ham interested in trading Japanese stamps for US stamps.

William H. Washburn W7LJL  
291 Coachman Drive  
Eugene OR 97405

I am looking for a manual for a Canadian Marconi DJ 30 and also one for an RCA Carfone 150. Can anyone help?

Fred Nordstrom N4EHV  
Rt. 2, Box 26  
Calvin KY 40813

## MICROWAVE ANTENNAS ✕

PARABOLIC ANTENNAS FOR SATELLITE RECEPTION, POINT TO POINT, OR MICROWAVE A.T.V. WORK

11 FOOT DISH with tripod mount for feed point	\$830.00
POLAR MOUNT for satellite t.v.	\$690.00
MOTORIZED POLAR MOUNT with control unit	\$1284.00
MOTORIZED AZIMUTH - ELEVATION MOUNT	\$1968.00
6 FOOT DISH	\$380.00
FIXED TOWER MOUNT	\$1150.00
TOWER TOP AL-EI MOUNT	\$420.00
4 FOOT DISH uses same mounts as 6 foot dish	\$274.00
TRIPOD MOUNT for rooftop mounting of dish	\$170.00
24 INCH DISH mounts to camera tripod	\$60.00

ALL REFLECTORS MADE OF METAL IMPREGATED FIBERGLASS, ALL HARDWARE TREATED FOR CORROSION RESISTANCE.  
FEEDPOINT FOR MOST FREQUENCIES AVAILABLE ON REQUEST.  
SHIPPING BY UPS OR MOTOR FREIGHT ALLOW 6 WEEKS FOR DELIVERY.  
CALL FOR MORE INFO (208) 922-4061, 9 am to 9pm mountain time.  
PRICES SUBJECT TO CHANGE DUE TO MATERIAL COSTS. ✓327

## NORDLUND & ASSOCIATES

790 HENRI PLACE, KUNA IDAHO 83841 JOHN F. NORDLUND KATHA

## INOTEK ENGINEERING

### PRESENTS: RTTY!

THE "SS-2" RTTY DEMODULATOR, featuring:

- very low cost
- superior sensitivity
- copies any shift
- uart regeneration
- copies 60, 66, 75, & 100wpm baudot, or ascii
- normal or inverted data detection
- simple led tuning indication
- serial and parallel mt output ports
- onboard loop keyer transistor
- easy upward speed conversion
- board measures only 4 x 5.5 inches
- excellent noise immunity
- requires simple +5 and +12 volt reg. pwr. supply

drilled p.c. board with documentation - \$12.95  
complete kit \$60.00

ONLY: ✓414

**\$69.95**  
assembled and aligned


R.O. Box 110  
Spanish Fork  
Ut. 84660

## Radio Amateurs

### Tempo Handheld

S-1	\$251.10	2 Meter
S-1T	278.10	with Tone Pad
S-2	315.00	220 MHz
S-2T	359.00	with Tone Pad
S-4	314.10	440 MHz
S-4-T-12	359.00	12 Button Pad
S-4-T-16	377.00	16 Button Pad
S-5	278.10	2 Meter, 5 Watt
S-5T	314.10	with Tone Pad

Azden PCS-3000 2 Meter	\$339.00
Cubic/Swan Astro 102BX	\$95.00
Ten-Tec Omni C	1082.76



Amateur equipment accessories & antennas.

COD'S USA. Export Anywhere.

Amateur & commercial repair service.  
2317 Vance Jackson Rd. San Antonio, TX 78213

(800)531-5405 (512)734-7783 in Texas

F.O.B. ORIGIN

## FINALLY... A SQUARE DEAL ON YOUR ELECTRONIC SCRAP

Many "brokers" pay flat rates on scrap, not payment on the value of your material. All material sent to us is individually refined and assayed for maximum return. Take a look at some typical yields:

PC Boards ..... 50¢ to \$7 per lb.  
Connectors ..... 25¢ to \$5 per lb.  
PC Fingers ..... \$3 to \$20 per lb.  
Gold plated pins ..... \$12 to \$50 per lb.

For further information, circle our reader service number or call/write:

**er** ELECTRONIC RECYCLERS  
OF MASS., INC.

263A S. Main Street, Box 6  
Middleton, Mass. 01949  
Toll Free (800) 343-8308  
In Mass. (617) 777-0455

Copyright 1981, Electronic Recyclers of Mass., Inc.

✓82

## BARGAIN PRICED!

# AZDEN PCS-3000

STATE-OF-THE-ART 2 METER  
MICROCOMPUTER-CONTROLLED  
TRANSCIVER

✓469 **\$290** Calif. res.  
add 6%

FREE SHIPPING  
ANYWHERE IN U.S.A.

Other AZDEN equip./acc. discounts

**B. G. CARL ELECTRONICS**  
11128 Claire Ave.  
Northridge, CA 91326  
Call: (213) 363-1216

## LOWEST POSSIBLE PRICES BEST POSSIBLE WARRANTY



model III 16K

**\$839**

color  
computer 4K

**\$310**



✓444 call TOLL FREE 1-800-343-8124

**computer  
plus**

Write for your  
free catalog.

245A Great Road  
Littleton, MA 01460  
617-486-3193

TRIS-80 is a registered trademark of Tandy Corp.

## CB TO TEN METER CONVERSION KITS

KITS for AM—SSB—FM 40 Channel PLL  
chassis conversions  
**DETAILED INSTRUCTIONS** for easy installation with minimum time and equipment

**BAND COVERAGE** flexibility provides up to 1 MHz coverage for most PLL chassis.

**PRICES** Low cost prices range from \$8.00 to \$50.00

All kits are in stock including several different FM kits.

**FREE CATALOG** Write or call today.

✓78 **INDEPENDENT**

**CRYSTAL SUPPLY COMPANY**

P.O. Box 183  
Sandwich, Ma. 02563-0183  
(617) 888-4302



It's Incredible!

Now You Can Master Code . . .

For your first ham license or upgrade in a matter of days. CODE QUICK is a revolutionary breakthrough discovery which drastically simplifies the learning of Morse Code. Don't torture yourself with an endless maze of dits and dahs. With CODE QUICK each letter magically calls out its own name! Your amazing kit contains 5 power-packed cassettes, visual breakthrough cards, and original manual. Write for details or send \$39.95 today to:

**WHEELER APPLIED  
RESEARCH LAB** ✓6

P.O. Box 3261  
City of Industry, CA 91744  
Ask for CODE QUICK #103  
(Calif. add 6% sales tax.)

Even if you have failed before CODE QUICK must work for you or return the kit for total immediate refund!

## SEVERE DUTY CUBICAL QUADS \$169.50 & UP

- Rugged New Cubical Quad Antenna Design.
- Reinforced Fiberglass Spreaders
- High Strength Spider design of 6061-T6 Aluminum
- Complete 2, 3 or 4 element models available or
- Components such as Spreaders, Spiders, Booms etc. may be purchased separately

For FREE Six Page Descriptive Brochure and Price Sheet, Send S.A.S.E. to:

✓486

**db + enterprises**

P.O. Box 24 • Pine Valley, N.Y. 14872



## THE HMR II MICROWAVE RECEIVER SYSTEM

24+ db GAIN • TUNABLE 2.1 TO 2.6 GHz RANGE  
6 MONTH WARRANTY • COMPLETE-READY TO INSTALL  
PARTS OF HMR II AVAILABLE SEPARATELY



**\$179<sup>95</sup>** EACH  
FOB DENVER  
7 lbs

SEND CHECK, MONEY  
ORDER OR CERTIFIED  
FUNDS TO:

**HMR**  
PO BOX 440668 • AURORA,  
COLORADO 80044  
DEPT MB

FOR THE LOWEST PRICE ON QUANTITY ORDERS,  
CODS, MC OR VISA ORDERS CALL:

✓9 (303) 620-9736

FOR THE DO-IT-YOURSELF  
**DOWN CONVERTERS** **POWER SUPPLY**  
ASSEMBLED & TESTED PCB WITH PLANS 49<sup>95</sup> ASSEMBLED & TESTED WITH PLANS 49<sup>95</sup>  
PCB PARTS & PLANS 39<sup>95</sup> PCB PARTS, CASE & PLANS 39<sup>95</sup>  
PCB & PLANS 19<sup>95</sup> PCB & PLANS 19<sup>95</sup>  
**PLANS** 19<sup>95</sup>

## C.B. TO 10 METER KITS AMERICA'S #1 SOURCE FOR 10 METER C.B. KITS

**IN STOCK**—Kits for most C.B. Models  
**COMPLETE KITS**—Includes all parts and  
detailed instructions.

**CUSTOM ENGINEERED**—For easy install-  
ation with minimum time and equip-  
ment.

**FLEXIBLE BAND COVERAGE**—To provide  
up to 1 MHz coverage for most P.L.L.  
chassis.

**LOW COST**—Prices range from \$10.00  
to \$50.00.

**FREE CATALOG**—write or call today.

**AMERICAN CRYSTAL SUPPLY COMPANY**  
P.O. BOX 638  
WEST YARMOUTH, MA. 02673  
(617) 771-4634 ✓7

## CERTIFIED INTERNATIONAL

CHECKING INTO "73" TO SHARE OUR

1982 AMATEUR CALLBOOK SPECIAL

IN TIME FOR CHRISTMAS

Only \$15.95 U.S. or \$14.95 Foreign —or BOTH for \$29.95

(allow for shipping)

	1 book	2 books
Zone 2-6	\$2.00	\$2.50
Zone 6-8	\$2.50	\$3.00

WE BRING OUR STORE TO YOU AT OVER 50 HAMBIFESTS PER YEAR.

YOU WILL BE GLAD YOU CHECKED WITH US FOR

CUSHCRAFT AND HUSTLER (full line at 25% off), LARSEN, UNADILLA,  
BELDEN, COPPERWELD, SIGNALCRAFTER, PALOMAR, NYE-VIKING, TRIONYX,  
TRAC, JANEL, BENCHER, VIBROPLEX, AMPHENOL, GOULD AND OTHERS

CRYSTALS FRESH CUT TO YOUR ORDER FROM \$3.75

QSL'S CUSTOM MADE FOR YOU from \$19.95

CB TO 10 METER CONVERSIONS FROM THE STANDARD SETTER

CERTIFIED COMMUNICATIONS

your rig or ours — over 150 models

Ask for quote, catalog, Conversion Booklet, QSL samples, information



IT'S WORTH YOUR WHILE TO CALL OR WRITE ✓321

CERTIFIED INTERNATIONAL

4118 South Fern

(616) 924-4561

Fremont, MI 49412

## RED HOT SPECIALS!!

Azden PCS3000 2m	288.00
Santec HT1200 2m Handheld	288.00
New! KDK 2025 MKII	288.00
Janel QSA5 2m Preamp	36.50
Bearcat 220 Scanner	269.00
Kantronics FDII Code Reader	360.00
All MFJ Items	12% off list
Ten Tec Argosy Xcvr	474.00
Ten Tec Delta Xcvr	738.00
Ten Tec Omni C Xcvr	1040.00
Regency M100 Scanner	199.00
Santec ST-7/T 440 MHz Handheld	288.00
AEA Morsematic	167.00
Swan 100 MXA XCVR	488.00

Price subject to change without notice  
SASE for other RED HOT SPECIALS, new and used

### Ben Franklin Electronics

115 1/2 N Main Hillsboro KS 67063  
316-947-2269 ✓439



## Are You Satisfied With Your Audio?

Most signals on the air today, with or without speech processing, do not have as much intelligibility as they might. For optimum clarity, any transmitter requires audio of the proper frequency response to be fed into it. The Sherwood Mike Equalizer has an easily adjustable single control which tailors both high and low frequencies to optimize the response of any microphone. Especially effective for "flat" mikes such as MC-50, 664, electrets, and many other stand and handheld mikes, without harming directional pattern. Can reduce distortion, improve crispness. Intelligibility. Built to the same exacting standards as the no-compromise Sherwood speech processors. Contains in-out, gain, equalization controls. Compatible with all rigs. Model SE-1 Mike Equalizer (Pre-Processor): \$100.00.

Add \$3 shipping per order; \$10 overseas air. Europeans: Please contact Ingomplex, Postfach 24 49, D-8070, Ingolstadt, West Germany.

### Sherwood Engineering Inc.

1268 South Ogden St.  
Denver, Colo. 80210  
(303) 722-2257



## QUALITY MICROWAVE SYSTEMS

2100 TO 2600 MHZ ANTENNAS  
MINIMUM 34 db GAIN OR GREATER

Complete System as pictured \$149.95  
(6 month warranty)

Down Converter (Probe Mnt.)  
assembled & tested \$59.95

Down Converter (Chassis Mnt.)  
assembled & tested \$59.95

Power Supply, assembled & tested \$49.95

Down Converter PC board,  
with parts, unassembled & Data \$39.95

Data Information (Plans) \$9.95

Send cash, check  
or money order to:

**Phillips-Tech**

**Electronics**

Dept. SP-73 ✓421

P.O. Box 33205

Phoenix,

Arizona 85067

For special quantity  
pricing, C.O.D.'s,

Mastercharge,  
and VISA call:

Not For Sale In Arizona (602) 274-2885



## MORSE CODE, BAUDOT and ASCII RTTY FOR THE TRS-80 MODELS I and III

DISASSEMBLED HANDBOOK - VOLUME 4

no RS-232C interface is required

- Chapt. 1: 8 to 800 WPM Morse transmit pgm.  
Chapt. 2: Adding type ahead capabilities  
Chapt. 3: Morse receive decoding program  
Chapt. 4: Merging + 12 prepared messages  
Chapt. 5: Baudot transmit 60-66-75-100 WPM  
Chapt. 6: Baudot receive for above speeds  
Chapt. 7: Merging + 22 prepared messages  
Chapt. 8: ASCII transmit program 110 Baud  
Chapt. 9: ASCII receive decoding program  
Chapt. 10: Merging + 22 prepared messages

\$18 [US] per copy add \$2 shipping  
[\$4.50 overseas airmail]

—GERMAN & FRENCH LANGUAGE EDITIONS—

Morse, Baudot & ASCII on disks \$49  
✓458 [Vol. 4 required for instructions]

### RICHCRAFT ENGINEERING LTD.

#1A Wahmeda Industrial Park  
Chautauqua, New York 14722

COD orders [US only] [716] 753-2654

## S-LINE OWNERS

ENHANCE YOUR INVESTMENT

### with TUBESTERS™

Plug-in, solid state tube replacements

- S-line performance—solid state!
- Heat dissipation reduced 60%
- Goodbye hard-to-find tubes
- Unlimited equipment life

TUBESTERS cost less than two tubes,  
and are guaranteed for so long as you own  
your S-line.

### SKYTEC

Box 535  
Talmage, CA 95481

Write or phone for  
specs and prices.  
(707) 462-6882

✓433

## PILOTS



The RST-442B voice actuated inter-  
com (\$59.50) is just one of over 20  
exciting avionics kits from Radio  
Systems Technology. Test gear too!

### FREE CATALOG

Call toll free outside California.

800  
824-5978  
OTHERWISE  
916  
272-2203

Radio Systems  
Technology, Inc.

10985-G GRASS VALLEY AVE.  
GRASS VALLEY, CA 95945

✓381

## WE'VE GONE NATIONAL

Strux Corporation manufactures and distributes National Radio, Inc. Components: Chokes, inductors, coils, and hardware. We also distribute fixed and roller inductors, contactors, mil-spec and designer knobs. For all your electronic needs, contact Strux Corporation, 100 East Montauk Highway, Lindenhurst, New York 11757.

# STRUX

✓ 30

## CORPORATION

100 EAST MONTAUK HIGHWAY  
LINDENHURST, NEW YORK 11757

## C.B. SPECIAL

(Repeat of a sell out)

### CONVERT THESE TO 10 METER FM

New Hi-Gain 40 channel printed circuit boards assembly (Squelch pot, volume control and channel switch not included). Boards sold as is. Dimension 6"X6".

1-9 pcs \$7.50 ea.  
10-49 pcs \$6.50 ea.  
(While quantities last)

### REMOTE 40 CHANNEL C.B.

Remotes have a metal frame. Speaker, plastic case, and control mic not included. Sold as is. **\$14.95 ea**

### C.B. BARGAIN

C.B. boards missing parts or damaged. Can be used for spare parts. Buy several!! **\$3.50 ea**

Order Information: Please add \$4.00 for S/H via UPS. COD's accepted for orders totaling \$50.00 or more. Florida residents add 4% sales tax. Minimum order \$15.00. Foreign orders US funds only add 20% for S/H. MASTER CARD and VISA accepted.

### Surplus Electronics Corp.

7294 N.W. 54th St.  
Miami, FL 33166  
PH# 305-887-8228

✓ 69

## SYNTHESIZED SIGNAL GENERATOR

MADE IN  
USA



MODEL  
SG 100C  
\$329.95  
plus shipping

- Covers 100 to 179.999 MHz in 1 kHz steps with thumb-wheel dial
- Accuracy .00001% at all frequencies
- Internal frequency modulation from 0 to over 100 kHz at a 1 kHz rate
- Spurs and noise at least 60dB below carrier
- RF output adjustable from 5-500mV across 50 ohms
- Operates on 12vdc @ 1/2 amp. In stock for immediate shipping. \$329.95 plus shipping. Overnight delivery available at extra cost.
- Range Extender (phase-locked mixer/divider) for above unit. Extends the range from .1 to 580 MHz. Same size as SG-100. Mounts piggyback. Price: \$299.95.

✓ 311

## VANGUARD LABS

196-23 Jamaica Ave., Hollis, NY 11423  
Phone: (212) 468-2720

## GO MOBILE WITH YOUR H.T.!

ICOM  
Available

Guaranteed!



\*A unique battery eliminator\*

HANDI-TEK Regulator allows constant hand-held operation from auto DC or base supply with no nicad drain and WITHOUT RADIO MODIFICATION!

Model I—Icom IC-2A/T; K—TR-2400  
Y—FT-207R, T—Simple mod for Temp  
\$24.95 PPD in USA. CA add \$1.50.

✓ 460

### HANDI-TEK

P.O. BOX 2205, LA PUENTE, CA 91746  
Icom—slides on bottom of radio  
Yaesu—fits into battery compartment  
Kenwood—powered thru battery plug

## DIRECTION FINDING?



New Technology (patent pending) converts any VHF FM receiver into a modern Doppler Radio Direction Finder. No receiver mods required. See June 1981 issue of 73 for technical description. Kits available from \$235. Write for full details and prices.

✓ 425

**DOPPLER SYSTEMS**  
111 E. Moon Valley Drive  
Phoenix, Arizona 85022  
(602) 869-9608

## THE LITTLE GIANT BRAKE

BEND  
& FORM  
.060 ALUM.  
& STEEL!



EASY TO USE!  
BUILD CUSTOM  
CABINETS YOU'LL BE  
PROUD OF! COMMERCIAL  
QUALITY at 1/10 THE COST!!

**GUARANTEED!** clamps  
not incl.  
NO COD OR CREDIT CARDS.  
ALL ORDERS IN US FUNDS.  
ALL FOREIGN ORDERS ADD  
\$5.50 SHIPPING IN ADDITION  
TO P&H. ✓ 336

**21<sup>95</sup>**

**Z ASSOCIATES +2<sup>99</sup>**  
P O BOX 757  
3050 NE 55 TH AVE.  
SILVER SPRINGS, FLA. 32688  
**P&H**

## INOTEK ENGINEERING PRESENTS: RTTY!

✓ 414

### GOT THOSE METER TUNING BLUES??

NOW YOU CAN SEE WHETHER THAT SIGNAL HAS DRIFTED, AND WHICH WAY. BRIGHT, SOLID STATE LED ARRAY. INSTANTLY IDENTIFIES 170HZ, 425HZ, AND 850HZ SHIFTS. REQUIRES ONLY +5 AND ±12 VOLT REGULATED POWER SUPPLY. JUST ANOTHER "SIMPLE" RTTY PROJECT

### "SIMPLE RTTY TUNER"

drilled p.c. board with documentation - \$15.95  
complete kit \$60.00

**ONLY:  
\$69.95**

assembled and aligned

P.O. Box 110  
Spanish Fork  
Ut. 84660

## Subscription Problem?

73 Magazine does not keep subscription records on the premises, therefore calling us only adds time and doesn't solve the problem.

Please send a description of the problem and your most recent address label to:

73 Magazine  
Subscription Dept.  
PO Box 931  
Farmingdale, NY 11737

Thank you and enjoy your subscription.

## this publication is available in microform



### University Microfilms International

300 North Zeeb Road  
Dept. P.R.  
Ann Arbor, MI 48106  
U.S.A.

18 Bedford Row  
Dept. P.R.  
London, WC1R 4EJ  
England

# Synthesized Hand-Held Scanner!

Chances are the police, fire and weather emergencies you'll read about in tomorrow's paper are coming through on a scanner right now. All scanners sold by Communications Electronics bring the real live excitement of action news into your home or car. With your scanner, you can monitor the exciting two-way radio conversations of police and fire departments, intelligence agencies, mobile telephones, energy/oil exploration crews, drug enforcement agencies and more.

Some scanners can even monitor aircraft transmissions! You can actually hear the news before it's news. If you do not own a scanner for yourself, now's the time to buy your new scanner from Communications Electronics. Choose the scanner that's right for you, then call our toll-free number to place your order with your Master Card or Visa. A scanner is an excellent holiday gift.

We give you excellent service because CE distributes more scanners worldwide than anyone else. Our warehouse facilities are equipped to process thousands of scanner orders every week. We also export scanners to over 300 countries and military installations. Almost all items are in stock for quick shipment, so if you're a person who prefers fact to fantasy and who needs to know what's really happening around you, order your scanner today from CE!

## NEW! Bearcat® 350

**The Ultimate Synthesized Scanner!**

Allow 30-60 days for delivery after receipt of order due to the high demand for this product.

List price \$599.95/CE price \$419.00

**7-Band, 50 Channel • Alpha-Numeric • No-crystal scanner • AM Aircraft and Public Service bands • Priority Channel • AC/DC**

Bands: 30-50, 118-136 AM, 144-174, 421-512 MHz.

The new Bearcat 350 introduces an incredible breakthrough in synthesized scanning: Alpha-Numeric Display. Push a button—and the Vacuum Fluorescent Display switches from "numeric" to word descriptions of what's being monitored. 50 channels in 5 banks. Plus, Auto & Manual Search, Search Direction, Limit & Count. Direct Channel Access. Selective Scan Delay. Dual Scan Speeds. Automatic Lockout. Automatic Squelch. Non-Volatile Memory. Reserve your Bearcat 350 today!

**Bearcat® 300**  
List price \$549.95/CE price \$339.00  
**7-Band, 50 Channel • Service Search • No-crystal scanner • AM Aircraft and Public Service bands • Priority Channel • AC/DC**  
Bands: 32-50, 118-136 AM, 144-174, 421-512 MHz. The Bearcat 300 is the most advanced automatic scanning radio that has ever been offered to the public. The Bearcat 300 uses a bright green fluorescent digital display, so it's ideal for mobile applications. The Bearcat 300 now has these added features: Service Search, Display Intensity Control, Hold Search and Resume Search keys, Separate Band keys to permit lock-in/lock-out of any band for more efficient service search.



**NEW! Bearcat® 350**

## Bearcat® 250

List price \$429.95/CE price \$269.00

**6-Band, 50 Channel • Crystalless • Searches Stores • Recalls • Digital clock • AC/DC**

**Priority Channel • Delay • Count Feature**

Frequency range 32-50, 146-174, 420-512 MHz.

The Bearcat 250 performs any scanning function you could possibly want. With push button ease you can program up to 50 channels for automatic monitoring. Push another button and search for new frequencies. There are no crystals to limit what you want to hear. A special search feature of the Bearcat 250 actually stores 64 frequencies and recalls them, one at a time. Overseas customers should order the Bearcat 250FB at \$379.00 each. This model has 220 V AC/12 V DC power supply and 66-88 MHz low band coverage.

**NEW! Bearcat® 20/20**  
List price \$449.95/CE price \$279.00  
**7-Band, 40 Channel • Crystalless • Searches AM Aircraft and Public Service bands • AC/DC**  
**Priority Channel • Direct Channel Access • Delay**  
Frequency range 32-50, 118-136 AM, 144-174, 420-512 MHz. The Bearcat 20/20 automatic scanning radio replaces the Bearcat 220 and monitors 40 frequencies from 7 bands, including aircraft. A two-position switch, located on the front panel, allows monitoring of 20 channels at a time.

**Bearcat® 210XL**  
List price \$349.95/CE price \$219.00  
**6-Band, 18 Channel • Crystalless • AC/DC**  
Frequency range: 32-50, 144-174, 421-512 MHz. The Bearcat 210XL scanning radio is the second generation scanner that replaces the popular Bearcat 210 and 211. It has almost twice the scanning capacity of the Bearcat 210 with 18 channels plus dual scanning speeds and a bright green fluorescent display. Automatic search finds new frequencies. Features scan delay, single antenna, patented track tuning and more!

**Bearcat® 160**  
List price \$299.95/CE price \$184.00  
**5-Band, 16 Channel • AC only • Priority Dual Scan Speeds • Direct Channel Access**  
Frequency range: 32-50, 144-174, 440-512 MHz. Would you believe...the Bearcat 160 is the least expensive Bearcat crystalless scanner. This scanner presents a new dimension in scanning form and function. Look at the smooth keyboard. No buttons to punch. No knobs to turn. Instead, finger-tip pads provide control of all scanning operations, including On/Off, Volume and Squelch. Of course the Bearcat 160 incorporates other advanced Bearcat features such as Priority, Direct Channel Access, Dual Scan Speeds, Lockout, Scan Delay and more.

**NEW! Bearcat® 100**  
The first no-crystal programmable handheld scanner. Allow 60-120 days for delivery after receipt of order due to the high demand for this product. List price \$449.95/CE price \$299.00  
**6-Band, 16 Channel • Liquid Crystal Display Search • Limit • Hold • Lockout • AC/DC**  
Frequency range: 30-50, 138-174, 406-512 MHz. The world's first no-crystal handheld scanner has compressed into a 3" x 7" x 1 1/4" case more scanning power than is found in many base or mobile scanners. The Bearcat 100 has a full 16 channels with frequency coverage that includes all public service bands (Low, High, UHF and "T" bands), the 2-Meter and 70 cm. Amateur bands, plus Military and Federal Government frequencies. It has chrome-plated keys for functions that are user controlled, such as lockout, manual and automatic scan. Even search is provided, both manual and automatic. Wow...what a scanner!

The Bearcat 100 produces audio power output of 300 milliwatts, is better-tuned and has selectivity of better than 50 dB down and sensitivity of 0.6 microvolts on VHF and 1.0 microvolts on UHF. Power consumption is kept extremely low by using a liquid crystal display and exclusive low power integrated circuits. Included in our low CE price is a sturdy carrying case, earphone, battery charger/AC adapter, six AA ni-cad batteries and flexible antenna. For earliest delivery from CE, reserve your Bearcat 100 today.

**Bearcat® 5**  
List price \$134.95/CE price \$94.00  
**4-Band, 8 Crystal Channels • Lockout • AC only**  
Frequency range: 33-50, 146-174, 450-508 MHz. The Bearcat 5 is a value-packed crystal scanner built for the scanning professional — at a price the first-time buyer can afford. Individual lockout switches. Order one crystal certificate for each channel.

**Bearcat® Four-Six ThinScan™**  
List price \$189.95/CE price \$124.00  
Frequency range: 33-47, 152-164, 450-508 MHz. The incredible, Bearcat Four-Six ThinScan™ is like having an information center in your pocket. This four band, 6 channel UHF controlled scanner has patented Track Tuning on UHF. Scan Delay and Channel Lockout. Measures 2 1/4 x 6 1/4 x 1 1/2". Includes rubber ducky antenna. Order crystal certificate for each channel. Made in Japan.

**TEST ANY SCANNER**  
Test any scanner purchased from Communications Electronics™ for 31 days before you decide to keep it. If for any reason you are not completely satisfied, return it in original condition with all parts in 31 days, for a prompt refund (less shipping/handling charges and rebate credits).

## Fanon Slimline 6-HLU

List price \$169.95/CE price \$109.00

**Low cost 6-channel, 4-band scanner!**

The Fanon Slimline 6-HLU gives you six channels of crystal controlled excitement. Unique Automatic Peak Tuning Circuit adjusts the receiver front end for maximum sensitivity across the entire UHF band. Individual channel lockout switches. Frequency range 30-50, 146-175 and 450-512 MHz. Size 2 1/4 x 6 1/4 x 1 1/2". Includes rubber ducky antenna. Order crystal certificates for each channel. Made in Japan.

## Fanon Slimline 6-HL

List price \$149.95/CE price \$99.00

**6-Channel performance at 4-channel cost!**

Frequency range: 30-50, 146-175 MHz.

If you don't need the UHF band, get this model and save money. Same high performance and features as the model HLU without the UHF band. Order crystal certificates for each channel. Made in Japan.

### OTHER SCANNERS & ACCESSORIES

NEW! Regency® D810 Scanner	\$319.00
NEW! Regency® D300 Scanner	\$219.00
NEW! Regency® D100 Scanner	\$169.00
NEW! Regency® H604 Scanner	\$129.00
Regency® M400 Scanner	\$259.00
Regency® M100 Scanner	\$199.00
Regency® R1040 Scanner	\$149.00
SCMA-6 Fanon Mobile Adapter/Battery Charger	\$49.00
CHB-6 Fanon AC Adapter/Battery Charger	\$15.00
CAT-6 Fanon carrying case with belt clip	\$15.00
AUC-3 Fanon auto lighter adapter/Battery Charger	\$15.00
PSK-6 Base Power Supply/Bracket for SCMA-6	\$20.00
SP50 Bearcat AC Adapter	\$9.00
SP51 Bearcat Battery Charger	\$9.00
SP58 Bearcat 4-6 ThinScan™ carrying case	\$12.00
MA506 Regency carrying case for H604	\$15.00
FB-E Frequency Directory for Eastern U.S.A.	\$12.00
FB-W Frequency Directory for Western U.S.A.	\$12.00
FFD Federal Frequency Directory for U.S.A.	\$12.00
TSG "Top Secret" Registry of U.S. Government Freq.	\$10.00
B-4 1.2 V AAA Ni-Cad batteries (set of four)	\$9.00
A-135cc Crystal certificate	\$3.00
Add \$3.00 shipping for all accessories ordered at the same time.	

### INCREASED PERFORMANCE ANTENNAS

If you want the utmost in performance from your scanner, it's essential that you use an external antenna. We have six base and mobile antennas specifically designed for receiving all bands. Order #A60 is a magnet mount mobile antenna. Order #A61 is a gutter clip mobile antenna. Order #A62 is a trunk-lip mobile antenna. Order #A63 is a 1/2 inch hole mount. Order #A64 is a 3/8 inch snap-in mount, and #A70 is an all band base station antenna. All antennas are \$35.00 and \$3.00 for UPS shipping in the continental United States.

### BUY WITH CONFIDENCE

To get the fastest delivery from CE of any scanner, send or phone your order directly to our Scanner Distribution Center. Be sure to calculate your price using the CE prices in this ad. Michigan residents please add 4% sales tax. Written purchase orders are accepted from approved government agencies and most well rated firms at a 10% surcharge for net 10 billing. All sales are subject to availability, acceptance and verification. All sales on accessories are final. Prices, terms and specifications are subject to change without notice. Out of stock items will be placed on backorder automatically unless CE is instructed differently. Most products that we sell have a manufacturer's warranty. Free copies of warranties on these products are available prior to purchase by writing to CE. International orders are invited with a \$20.00 surcharge for special handling in addition to shipping charges. All shipments are F.O.B. Ann Arbor, Michigan. No COD's please. Non-certified and foreign checks require bank clearance. Minimum order \$35.00.

Mail orders to: Communications Electronics, Box 1002, Ann Arbor, Michigan 48106 U.S.A. Add \$7.00 per scanner or phone product for U.P.S. ground shipping and handling, or \$14.00 for faster U.P.S. air shipping to some locations. If you have a Visa or Master Card, you may call anytime and place a credit card order. Order toll free in the U.S.A. Dial 800-521-4414. If you are outside the U.S. or in Michigan, dial 313-994-4444. Dealer inquiries invited. Order without obligation today!

Scanner Distribution Center™ and CE logos are trademarks of Communications Electronics.

† Bearcat is a federally registered trademark of Electra Company, a Division of Masco Corporation of Indiana.

‡ Regency is a federally registered trademark of Regency Electronics Inc.

Copyright ©1981 Communications Electronics™




854 Phoenix □ Box 1002 □ Ann Arbor, Michigan 48106 U.S.A.  
Call TOLL-FREE (800) 521-4414 or outside U.S.A. (313) 994-4444

**We're first with the best.™**

# COMMUNICATIONS CENTER

CALL TOLL FREE

## 1-800-228-4097



**DAIWA CN-720B  
SWR  
& POWER METER**

The cross-needle meter indicates both forward power and reflected power on one meter and SWR is read directly at the point where the needles intersect. Both power and SWR can be checked instantly without time-consuming sensitivity adjustments — even when using SSB.

\*NAV \$218.75

**SPECIAL \$149.95**



**SONY ICF-2001**

- FM/AM/SSB/CW/wide spectrum coverage • Dual-conversion superheterodyne circuitry of AM assures high sensitivity and interference rejection • Quartz-crystal, phase-locked-loop frequency synthesis for all bands assures the utmost tuning stability, without a trace of tuning drift • Direct-access, digital tuning keyboard and LCD digital frequency readout for quick, key-touch station selection—maximum accuracy and ease of use • Manual tuning and automatic scanning for effortless signal searching, easy DXing • 6-station presets, plus 2 auxiliary presets, for instant reception of memorized stations on any band-plus LDC memory indication • 5-step LED signal-strength indicator • Local/Normal/DX sensitivity selector for AM • SSB/CW compensator for low-distortion reception • Telescopic antenna, plus external antenna included • 4" speaker for full, rich sound • Slide-bar bass and treble controls • Sleep timer—with LCD readout—can be set in 10-minute increments for up to 90 minutes of play before automatic radio shut-off • Shoulder strap included • Integral stand allows tilt-up desk-top placement • Tape recorder jack allows off-the-air recording • Night-light for LCD illumination

**CALL FOR OUR NEW LOW PRICE**

Low, Low Prices  
On Apple Computers & Accessories  
"Interface To Your Transceiver  
For RTTY Or CW"



"Our Most Popular Scanner  
the JIL SX-100"

16 Channels: 30-54 MHz; 140-180 MHz; 410-514 MHz. Digital Clock Date Display. 110 V. AC or 12-16 V. DC  
Seek Rate: Fast 10ch/sec  
Slow 5ch/sec  
Bright Green 9 Digit Frequency Display Ext. Antenna Jack. Ext. Speaker Jack. Large Top Mounting Bracket. Scan Rate: Fast 8ch/sec  
Slow 4ch/sec  
Scan Delay Time Variable 0-4 sec.



\*NAV \$399.00

**UNBELIEVABLY PRICED  
AT A LOW \$199.95**

**NEW NEW NEW**



**JIL SX-200 Programmable Scanner**

1. Type: FM & AM
2. Frequency Range: a) 26—57.995 MHz Freq. Space 5 kHz; b) 58—88 MHz Freq. Space 12.5 kHz; c) 108—180 MHz Freq. Space 5 kHz; d) 380—514 MHz Freq. Space 12.5 kHz
3. Sensitivity: FM. a) 26—180 MHz 0.4uV S/N 12dB. b) 380—514 MHz 1.0uV S/N 12dB. AM. a) 26—180 MHz 1.0uV S/N 10dB. b) 380—514 MHz 2.0uV S/N 10dB
4. Selectivity: FM. More than 60 dB at 10 kHz. AM. More than 60 dB at 10 kHz
5. Audio Output: 2 Watts
6. External Speaker Impedance: 4—8 ohms
7. Power Supply: 12V DC (included)
8. Antenna Impedance: 50 — 75 ohms. Whip of External Antenna with LO/DX Control (20 dB ATT.)
9. Frequency Stability: 26 — 180 MHz...within 300 Hz. 380 — 514 MHz...within 1 KHz (at normal temperature)

NAV \$499.95

**INTRODUCTORY SPECIAL \$389.95**

**Call for Discount Prices.**

**Computer**

AMDEK  
APPLE  
ATARI  
BASE 2  
CENTRONICS  
COMMODORE  
DC HAYES  
HAZELTINE  
LEEDEX

MACROTRONICS  
MAXELL  
MICROSOFT  
MOUNTAIN HARDWARE  
N.E.C  
NORTHSTAR  
PANASONIC  
SANYO  
SYNCOM

AVANTI  
BASH BOOKS  
BEARCAT  
BENCHER  
CALL BOOK  
CUSHCRAFT  
DAIWA  
DENTRON

**Amateur Radio**

DRAKE  
ETO  
HUSTLER  
HY-GAIN  
ICOM  
KANTRONICS  
KENWOOD

MIRAGE  
PANASONIC  
SHURE  
TEMPO  
TELEX  
TRAC  
YAESU



**Call For The Many Unadvertised Specials**

PRICES SUBJECT TO CHANGE AND AVAILABILITY

**YOUR**

WE TRADE

WE EXPORT

✓ 28

## ELECTRONICS CENTER

1840 "O" Street Lincoln, Nebraska 68508  
In Nebraska Call (402) 476-7331

\*Nationally Advertised Value



E.T.O. • KENWOOD • YAESU • ICOM • DRAKE • DENTRON • HY-GAIN • APPLE • SONY • PANASONIC • TEMPO • MIRAGE

HUSTLER • TELEX • CUSHCRAFT • DAIWA • BENCHER • TRAC • J.I.L. • C.D.E. • KANTRONICS • AVANTI • CENTURION



# "DOWN CONVERTERS"

1900 to 2500 MHZ Microwave Downconverters

In Regards to your request for information concerning our microwave receiver. This receiver is tunable over a range of 1900 to 2500 MHZ approximately, and is intended for amateur use. The local oscillator is voltage controlled (i.e.) making the I.F. range approximately 54 to 88 MHZ For Your Standard TV Set Channels 2 thru 7.

P.C.Board with Data

1 to 5	\$15.00	6 to 11	\$13.00	12 to 26	\$11.00	27 up	\$9.00
--------	---------	---------	---------	----------	---------	-------	--------

P.C.Board with all chip caps solder on. \$30.00

P.C.Board with all parts for assembly. \$49.99

P.C.Board with all parts for assembly plus 2N6603 \$69.99

P.C.Board assembled and Tested. \$69.99

P.C.Board assembled and Tested with 2N6603. \$79.99

HMR II Downconverter with power supply , antenna (Dish) and all Cable for Instalation. 180 Day Warranty .

1 to 5	\$150.00	6 to 11	\$140.00	12 to up	\$125.00
--------	----------	---------	----------	----------	----------

Yagi Downconverter with Power Supply , Antenna (Yagi) and all cables for Instalation. 90 Day Warranty.

1 to 5	\$150.00	6 to 11	\$140.00	12 up	\$125.00
--------	----------	---------	----------	-------	----------

Yagi Downconverter as above but Kit. (NO CABLES) With Box.

1 to 5	\$125.00	6 to 11	\$115.00	12 up	\$100.00
--------	----------	---------	----------	-------	----------

HMR II Downconverter as above but Kit. (NO CABLES) With PVC.

1 to 5	\$125.00	6 to 11	\$115.00	12 up	\$100.00
--------	----------	---------	----------	-------	----------

## Special New Stock Of Carbide Drill Bits.

1.25mm	20	40	53	63
1.45mm	24	44	54	64
3.2mm	26	45	55	65
3.3mm	29	46	56	67
1/8	30	47	57	68
3/16	31	48	58	69
5/32	36	49	59	
7/32	37	50	60	
13/64	38	51	61	Your Choice \$1.99
19	39	52	62	

**Toll Free Number**  
**800-528-0180**  
**(For orders only)**

**MHz electronics**



# "FILTERS"

Collins Mechanical Filter #526-9724-010 Model F455Z32F  
455KHz at 3.2KHz Wide.

\$15.00

## Atlas Crystal Filters

5.52-2.7/8 5.52MHz/2.7KHz wide 8 pole  
5.595-2.7/8/U 5.595MHz/2.7KHz wide 8 pole upper sideband  
5.595-.500/4/CW 5.595MHz/.500KHz wide 4 pole CW  
5.595-2.7/LSB 5.595MHz/2.7KHz wide 8 pole lower sideband  
5.595-2.7/USB 5.595MHz/2.7KHz wide 8 pole upper sideband  
5.645-2.7/8 5.645MHz/2.7KHz wide 8 pole  
9.0SB/CW 9.0MHz/ 8 pole sideband and CW

Your Choice  
\$12.99

Kokusai Electric Co. Mechanical Filter #MF-455-ZL-21H  
455KHz at Center Frequency of 453.5Kc Carrier Frequency of 455Kc 2.36Kc Bandwidth

\$15.00

## Crystal Filters

Nikko	FX-07800C	7.8MHz	10.00
TEW	FEC-103-2	10.6935	10.00
Tyco/CD	001019880	10.7MHz 2 pole 15KHz Bw. Motorola #48D84396K01 Thru #48D84396K05	4.00
Motorola	4884863B01	11.7MHz 2 pole 15KHz Bandwidth	5.00
PTI	5350C	12MHz 2 pole 15KHz Bandwidth	5.00
PTI	5426C	21.4MHz 2 pole 15KHz Bandwidth	5.00
CD	A10300	45MHz 2 pole 15KHz Bandwidth (For Motorola Communications equipment)	5.00

## Ceramic Filters

Murata	BFB455B	455KHz	\$ 2.40
	CFM455E	455KHz +- 5.5KHz	6.65
	CFM455D	455KHz +- 7KHz	6.65
	CFR455E	455KHz +- 5.5KHz	8.00
	CFU455E	455KHz +- 1.5KHz	2.90
	CFU455G	455KHz +- 1KHz	2.90
	CFW455D	455KHz +- 1KHz	2.90
	CFW455H	455KHz +- 3KHz	4.35
	SFB455D	455KHz	2.40
	SFE10.7	10.7MHz	2.67
	SFG10.7MA	10.7MHz	10.00
Clevite	T0-01A	455KHz	5.00
	T0-02A	455KHz	5.00
Nippon	LF-B4/CFU455I	455KHz +- 1KHz	5.80
	LF-B6/CFU455H	455KHz +- 1KHz	5.80
	LF-C18	455KHz	10.00
Token	CF455A/BFU455K	455KHz +- 2KHz	4.80
Matsushira	EFC-L455K	455KHz	7.00

ROTRON MUFFIN FANS Model Mark 4/MU2A1

These fans are new factory boxed 115vac at 14watts 50/60cps. Impedance Protected-F  
CFM is 88 at 50cps and 105 at 60cps.

\$ 7.99

SPECTRA PHYSICS INC. Model 088 HeNe Laser Tubes.

Power output 1.6mw.	Beam Dia. .75mm.	Beam Dir. 2.7mr.	8Kv starting voltage
68K ohm 1watt ballast	1000vdc +-100vdc	3.7ma.	TUBES ARE NEW \$59.99

# "AMPLIFIERS"

## AVANTEK LOW NOISE AMPLIFIERS

Models	UTC2-102M	AP-20-T	AL-45-0-1	AK-1000M
Frequency Range	30 to 200MC	200 to 400MC	450 to 800MC	500 to 1000MC
Noise Figure	1.5dB	6.5dB	7dB	2.5dB
Voltage	+15vdc	+24vdc	-6vdc @ +12vdc	+12vdc @ -12vdc
Gain	29dB	30dB	30dB	25dB
Power Output	1dB Gain +7dBm	1dB Gain +20dBm	1dB Gain -5dBm	1dB Gain +8dBm
Price	\$49.99	\$49.99	\$49.99	\$69.99

## Mini Circuits Double Balanced Mixers

### Model RAY-3

Very High Level (+23dBm LO) 70KHz to 200MHz LO,RF,DC to 200MHz IF  
 Conversion Loss,dB One Octave From Band Edge 6Typ./7.5Max. Total Range 6.5Typ./8Max.  
 Isolation,dB Lower Band Edge To One Decade Higher (LO-RF/LO-IF) 55Typ./45Min. Mid. Range  
 (LO-RF/LO-IF) 40Typ./30Min. Upper Band Edge To One Octave Lower (LO-RF/LO-IF) 30Typ./  
 25Min.  
 Price \$24.99

### Model TSM-3

Standard Level (+7dBm LO) .1MHz to 400MHz LO,RF,DC to 400MHz IF  
 Conversion Loss,dB One Octave From Band Edge 5.3Typ./7.5Max. Total Range 6.5Typ./8.5Max.  
 Isolation,dB Lower Band Edge To One Decade Higher (LO-RF/LO-IF) 60Typ./50Min. Mid. Range  
 (LO-RF/LO-IF) 50Typ./35Min. Upper Band Edge To One Octave Lower (LO-RF/LO-IF) 35TYP./  
 25Min.  
 Price \$11.99

## Hewlett Packard Linear Power Microwave RF Transistor HXTR5401/35831E

Collector Base Brakedown Voltage at Ic=100ua	35volts min.
Collector Emitter Brakedown Voltage at Ic=500ua	30volts min.
Collector Cutoff Current at Vcb=15v	100ua max.
Forward Current Transfer Ratio at Vce=15v,Ic=15ma	15min,40typ,125max
Transducer Power Gain at Vce=18v,Ic=60ma,F=2GHz.	3dBmin,4dBtyp
Maximum Available Gain at Vce=18v,Ic=60ma,F=1GHz/F=2GHz	14dB typ,8dB typ
Price	\$29.99

## Motorola RF Power Amplifier Modules

Model	MHW612A	MHW613A	MHW710	MHW720
Frequency Range	146 to 147MHz	150 to 174MHz	400 to 512MHz	400 to 470MHz
Voltage	12.5vdc	12.5vdc	12.5vdc	12.5vdc
Output Power	20watts	30watts	13watts	20watts
Minimum Gain	20dB	20dB	19.4dB	21dB
Harmonics	-30dB	-30dB	40dB	40dB
RF Input Power	400mw	500mw	250mw	250mw
Price	\$57.50	\$59.80	\$57.50	\$69.00

**Toll Free Number**  
**800-528-0180**  
 (For orders only)

**MHz electronics**

# "TRANSISTORS"

WATKINS JOHNSON WJ-M62 3.7 to 4.2GHz Communication Band Double Balanced Mixer \$100.00

SSB Conversion Loss 4.9dB Typ. 6dB Max. fR 3.7 to 4.2GHz  
 5.5dB Typ. 6.5dB Max. fI DC to 1125MHz fL fR  
 fI 880MHz fL fR

SSB Noise Figure 4.9dB Typ. 6dB Max. fR 3.7 to 4.2GHz  
 5.5dB Typ. 6.5dB Max. fI 30 to 1125MHz fL fR  
 fI 880MHz fL fR

Isolation  
 fL at R 30dB Min. 40dB Typ. fL 2.8 to 5.35GHz  
 fL at I 25dB Min. 30dB Typ. fL 4.5 to 5.35GHz  
 20dB Min. 30dB Typ. fL 3.6 to 4.5GHz  
 15dB Min. 25dB Typ. fL 2.8 to 3.6GHz

Conversion Compression 1dB Max. fR Level +2dBm

Flatness .2dB Peak to Peak Over any 40MHz Segment of fR=3.7 to 4.2GHz

Third Order Input Intercept +11dBm fR1=4GHz fR2=4.01GHz Both at -5dBm fL=4.5GHz

Group Time Delay .5ns Typ. .75ns Max. fR 3.7 to 4.2GHz fL 3480MHz @ +13dBm

VSWR  
 L-Port 1.25:1 Typ. 2.0:1 fL 2.8 to 5.35GHz  
 R-Port 1.25:1 Typ. 2.0:1 fR 3.7 to 4.2GHz fL fR  
 1.4 :1 Typ. 2.0:1 fR 3.7 to 4.2GHz fL fR  
 I-Port 1.5 :1 Typ. 2.0:1 fI=100MHz  
 1.3 :1 Typ. 2.0:1 fI=500MHz  
 1.8 :1 Typ. 2.5:1 fI=1125MHz

## SGS/ATES RF Transistors

Type.	BFQ85	BFW92
Collector Base V	20v	25v
Collector Emitter V	15v	15v
Emitter Base V	3v	2.5v
Collector Current	40ma	25ma
Power Dissipation	200mw	190mw
HFE	40min. 200max.	20min. 150max.
FT	4GHZ min. 5GHZ max.	1.6GHZ Typ.
Noise Figure	1GHZ 3dB Max.	500MHz 4dB Typ.
Price	\$1.50	\$1.50

## Motorola RF Transistor

MRF901	2N6603
25v	25v
15v	15v
3v	3v
30ma	30ma
375mw	400mw
30min. 200max.	30min. 200max.
4.5GHz typ.	2GHz min.
1GHz 2dB Typ.	2GHz 2.9dB Typ.
\$2.00	\$10.00

## National Semiconductor Variable Voltage Regulator Sale !!!!!!!!

LM317K	LM350K	LM723G/L	LM7805/06/08/12/15/18/24
1.2 to 37vdc	1.2 to 33vdc	2 to 37vdc	5, 6, 8, 12, 15, 18, 24vdc
1.5Amps	3Amps	150ma.	1Amp
T0-3	T0-3	T0-100/T0-116	T0-220/T0-3
\$4.50	\$5.75	\$1.00 \$1.25	\$1.17 \$2.00

## P & B Solid State Relays Type ECT1DB72

5VDC Turn On 120VAC Contact 7Amps  
 20Amps on 10"x10"x.062" Alum.Heatsink with  
 Silicon Grease \$5.00

\*May Be Other Brand Equivalent

**Toll Free Number**  
**800-528-0180**  
**(For orders only)**

**MHz electronics**

# "MIXERS"

## WATKINS JOHNSON WJ-M6 Double Balanced Mixer

LO and RF 0.2 to 300MHz	IF DC to 300MHz	\$21.00
Conversion Loss (SSB)	6.5dB Max. 1 to 50MHz	
Noise Figure (SSB)	8.5dB Max. .2 to 300MHz	WITH DATA SHEET
Conversion Compression	same as above	
	8.5dB Max. 50 to 300MHz	
	.3dB Typ.	

## NEC (NIPPON ELECTRIC CO. LTD. NE57835/2SC2150 Microwave Transistor

NF Min F=2GHz	dB 2.4 Typ.	MAG F=2GHz	dB 12 Typ.	\$5.30
F=3GHz	dB 3.4 Typ.	F=3GHz	dB 9 Typ.	
F=4GHz	dB 4.3 Typ.	F=4GHz	dB 6.5 Typ.	

Ft Gain Bandwidth Product at Vce=8v, Ic=10ma. GHz 4 Min. 6 Typ.  
 Vcbo 25v Vceo 11v Vebo 3v Ic 50ma. Pt. 250mw

## UNELCO RF Power and Linear Amplifier Capacitors

These are the famous capacitors used by all the RF Power and Linear Amplifier manufactures and described in the Motorola RF Data Book.

10pf	22pf	30pf	40pf	100pf	250pf	1 to 10pcs. .60¢ each
13pf	25pf	32pf	43pf	120pf	820pf	11 to 50pcs. .50¢ each
14pf	27pf	33pf	62pf	180pf		51 to 100pcs. .40¢ each
20pf	27.5pf	34pf	80pf	200pf		

## NIPPON ELECTRIC COMPANY TUNNEL DIODES

Peak Pt. Current ma.	Ip	MODEL 1S2199	1S2200	\$7.50
Valley Pt. Current ma.	Iv	9min. 10Typ. 11max.	9min. 10Typ. 11max.	
Peak Pt. Voltage mv.	Vp	1.2Typ. 1.5max.	1.2Typ. 1.5max.	
Projected Peak Pt. Voltage mv.	Vpp Vf=Ip	95Typ. 120max.	75Typ. 90max.	
Series Res. Ohms	rS	480min. 550Typ. 630max.	440min. 520Typ. 600max.	
Terminal Cap. pf.	Ct	2.5Typ. 4max.	2Typ. 3max.	
Valley Pt. Voltage mv.	VV	1.7Typ. 2max.	5Typ. 8max.	
		370Typ.	350Typ.	

## FAIRCHILD / DUMONT Oscilloscope Probes Model 4290B

Input Impedance 10 meg., Input Capacity 6.5 to 12pf., Division Ration (Volts/Div Factor) 10:1, Cable Length 4Ft. , Frequency Range Over 100MHz.

These Probes will work on all Tektronix, Hewlett Packard, and other Oscilloscopes.

PRICE \$45.00

## MOTOROLA RF DATA BOOK

List all Motorola RF Transistors / RF Power Amplifiers, Varactor Diodes and much much more.

PRICE \$7.50

**Toll Free Number**  
**800-528-0180**  
**(For orders only)**

**MHz electronics**

# "SOCKETS AND CHIMNEYS"

## EIMAC TUBE SOCKETS AND CHIMNEYS

SK110	Socket	\$ POR	SK626	Chimney	\$ 7.70
SK406	Chimney	35.00	SK630	Socket	45.00
SK416	Chimney	22.00	SK636B	Chimney	26.40
SK500	Socket	330.00	SK640	Socket	27.50
SK506	Chimney	47.00	SK646	Chimney	55.00
SK600	Socket	39.50	SK711A	Socket	192.50
SK602	Socket	56.00	SK740	Socket	66.00
SK606	Chimney	8.80	SK770	Socket	66.00
SK607	Socket	43.00	SK800A	Socket	150.00
SK610	Socket	44.00	SK806	Chimney	30.80
SK620	Socket	45.00	SK900	Socket	253.00
SK620A	Socket	50.50	SK906	Chimney	44.00

## JOHNSON TUBE SOCKETS

124-115-2/SK620A	Socket	\$ 30.00	124-113	Bypass Cap.	\$ 10.00
124-116/SK630A	Socket	40.00	122-0275-001	Socket	10.00
			(For 4-250A, 4-400A, 3-400Z, 3-500Z)		2/\$15.00

## CHIP CAPACITORS

.8pf	10pf	100pf*	430pf
1pf	12pf	110pf	470pf
1.1pf	15pf	120pf	510pf
1.4pf	18pf	130pf	560pf
1.5pf	20pf	150pf	620pf
1.8pf	22pf	160pf	680pf
2.2pf	24pf	180pf	820pf
2.7pf	27pf	200pf	1000pf/.001uf*
3.3pf	33pf	220pf*	1800pf/.0018uf
3.6pf	39pf	240pf	2700pf/.0027uf
3.9pf	47pf	270pf	10,000pf/.01uf
4.7pf	51pf	300pf	12,000pf/.012uf
5.6pf	56pf	330pf	15,000pf/.015uf
6.8pf	68pf	360pf	18,000pf/.018uf
8.2pf	82pf	390pf	

PRICES: 1 to 10 - .99¢    101 to 1000 .60¢    \* IS A SPECIAL PRICE: 10 for \$7.50  
 11 to 50 - .90¢    1001 & UP .35¢    100 for \$65.00  
 51 to 100 - .80¢    1000 for \$350.00

WATKINS JOHNSON WJ-V907: Voltage Controlled Microwave Oscillator    \$110.00

Frequency range 3.6 to 4.2GHz, Power output, Min. 10dBm typical, 8dBm Guaranteed.  
 Spurious output suppression Harmonic (nfo), min. 20dB typical, In-Band Non-Harmonic, min. 60dB typical, Residual FM, pk to pk, Max. 5KHz, pushing factor, Max. 8KHz/V, Pulling figure (1.5:1 VSWR), Max. 60MHz, Tuning voltage range +1 to +15volts, Tuning current, Max. -0.1mA, modulation sensitivity range, Max. 120 to 30MHz/V, Input capacitance, Max. 100pf, Oscillator Bias +15 +/-0.05 volts @ 55mA, Max.

**Toll Free Number**  
**800-528-0180**  
**(For orders only)**

**MHz electronics**

# "TUBES"

TUBES	PRICE	TUBES	PRICE	TUBES	PRICE
2E26	\$ 4.69	5721	\$200.00	8462	\$100.00
2K28	100.00	5768	85.00	8505A	73.50
3B28	5.00	5836	100.00	8533W	92.00
3-500Z	102.00	5837	100.00	8560A	55.00
3-1000Z/8164	300.00	5861/EC55	110.00	8560AS	57.00
3CX1000A/8283	200.00	5876A	15.00	8608	34.00
3X2500A3	200.00	5881/6L6	5.00	8624	67.20
4-65A/8165	45.00	5894/A	45.00	8637	38.00
4-125A/4D21	58.00	5894B	55.00	8647	123.00
4-250A/5D22	68.00	6080	10.00	8737/5894B	55.10
4-400A/8438	71.00	6083/AX9909	89.00	8807	1000.00
4-400C/6775	80.00	6098/6AK6	14.00	8873	260.00
4-1000A/8166	300.00	6115/A	100.00	8874	260.00
4CS250R	69.00	6146	6.00	8875	260.00
4X150A/7034	30.00	6146A	6.50	8877	533.00
4X150D/7035	40.00	6146B/8298A	7.50	8908	12.00
4X150G	50.00	6146W	14.00	8916	1500.00
4X250B	30.00	6159	11.00	8930/X651Z	45.00
4CX250B/7203	45.00	6161	70.00	8950	10.00
4CX250F/7204	45.00	6291	125.00		
4CX250FG/8621	55.00	6293	20.00	6BK4C	5.00
4CX250K/8245	100.00	6360	4.00	6DQ5	4.00
4CX250R/7580W	69.00	6524	53.00	6FW5	5.00
4CX300A	99.00	6550	7.00	6GE5	5.00
4CX350A/8321	100.00	6562/6794A	25.00	6GJ5	5.00
4CX350FJ/8904	100.00	6693	110.00	6HS5	5.00
4X500A	100.00	6816	58.00	6JB5/6HE5	5.00
4CX600J	300.00	6832	22.00	6JB6A	5.00
4CX1000A/8168	300.00	6883/8032A/8552	7.00	6JM6	5.00
4CX1500B/8660	300.00	6884	46.00	6JN6	5.00
4CX3000A/8169	300.00	6897	110.00	6JS6B	5.00
4CX5000A/8170	400.00	6900	35.00	6JT6A	5.00
4CX10000D/8171	500.00	6907	55.00	6KD6	5.00
4CX15000A/8281	700.00	6939	15.00	6K66/EL505	5.50
4E27/A/5-123A/B	40.00	7094	75.00	6KM6	5.00
4PR60A	100.00	7117	17.00	6KN6	5.00
4PR60B/8252	175.00	7211	60.00	6LF6	6.00
KT88	15.00	7289/3CX100A5	34.00	6LQ6	6.00
DX362	35.00	7360	11.00	6LU8	5.00
DX415	35.00	7377	67.00	6LX6	5.00
572B/T160L	44.00	7486	75.00	6ME6	5.00
811	10.00	7650	250.00	12JB6A	6.00
811A	13.00	7843	58.00		
812A	15.00	7868	4.00		
813	38.00	7984	12.00		
4624	100.00	8072	55.00		
4665	350.00	8121	50.00		
5551A	100.00	8122	85.00		
5563A	77.00	8236	30.00		
5675	15.00	8295/PL172	300.00		

"WE ARE ALSO LOOKING FOR TUBES NEW/USED ECT."

WE BUY SELL OR TRADE

NOTICE ALL PRICES ARE SUBJECT TO CHANGE WITHOUT NOTICE !!!

**Toll Free Number**  
**800-528-0180**  
**(For orders only)**

**MHz electronics**

# "MICROWAVE COMPONENTS"

Manufacturer	Model	Description	Price
AIL	70A	NOISE SOURCE	\$100.00
AIL	7010	Noise Source .2 to 2.6GHz	100.00
AIL	07050	Noise Source	150.00
AIL	07051	Noise Source 7.05 to 10GHz	200.00
AIL	07091	Noise Source 12.4 to 18GHz	100.00
ARRA	KUS20A	Variable Attenuator	50.00
ARRA	2416-20	Variable Attenuator 0-20dB .5 to 1GHz 10w	50.00
ARRA	3614-60X	Variable Attenuator 0-60dB 1 to 2GHz 10w	75.00
ARRA	4684-20C	Variable Attenuator 0-20dB 3 to 4GHz 10w	75.00
ARRA	6684-20F	Variable Attenuator 0-20dB 7 to 11GHz	200.00
Alfred	1151	Sampler Attenuator 1 to 2GHz 0 to 50dB	200.00
Alfred	1152	Sampler Attenuator 2 to 4GHz 0 to 50dB	200.00
Alfred	1153	Sampler Attenuator 4 to 8GHz 0 to 50dB	75.00
American	2000-6254	Adapter X to SMA 8.2 to 12.4GHz	75.00
American	2020-6600	Directional Coupler .5 to 1GHz 6dB	75.00
Boonton	41-48	Power Detector	50.00
Coaxial Dynamics	3D23	Directional Power Detector 60Wfwd/15wrev/225-400Mc	50.00
Coaxial Dynamics	3D25	Directional Power Detector 60Wfwd/15wrev/116-150Mc	35.00
FIXR/Microlab	CW-A21	Coupler	35.00
FIXR/Microlab	HP-A39	Crystal Detector	450.00
FIXR/Microlab	S164A	Variable Attenuator 0-50dB 2.6 to 3.95GHz	450.00
FIXR/Microlab	N414A	Frequency Meter 3.95 to 11GHz	35.00
FIXR/Microlab	G01A07	Adapter	100.00
FIXR/Microlab	G601B	Adapter	75.00
General Microwave	N402A-3	Power Detector	35.00
General Microwave	N710-20	Directional Coupler 2 to 4GHz 20dB	50.00
General Microwave	4276-2	100:1 Divider 1Mc to 250Mc	35.00
Hewlett Packard	G2B1A	Adapter G to N 3.95 to 5.85Gc	35.00
Hewlett Packard	H2B1A	Adapter H to N 7.05 to 10Gc	35.00
Hewlett Packard	X2B1A	Adapter X to N 8.2 to 12.4Gc	75.00
Hewlett Packard	NK292B	Adapter 10 to 15Gc	75.00
Hewlett Packard	NK292A	Adapter 15 to 22Gc	200.00
Hewlett Packard	345B	Noise Source IF 3U/60Mc	250.00
Hewlett Packard	G347A	Noise Source 3.95 to 5.85Gc	250.00
Hewlett Packard	H347A	Noise Source 7.05 to 10Gc	325.00
Hewlett Packard	S347A	Noise Source 2.6 to 3.95Gc	250.00
Hewlett Packard	X347A	Noise Source 8.2 to 12.4Gc	300.00
Hewlett Packard	349A	Noise Source 400Mc to 4Gc	150.00
Hewlett Packard	355C	Variable Attenuator .5w DC to 1Gc	50.00
Hewlett Packard	3600	Low Pass Filter 4100Mc	500.00
Hewlett Packard	G382A	Variable Attenuator 0 to 50dB 3.95 to 5.85Gc	500.00
Hewlett Packard	J382A	Variable Attenuator 0 to 50dB 5.85 to 8.2Gc	350.00
Hewlett Packard	P382A	Variable Attenuator 0 to 50dB 12.4 to 18Gc	325.00
Hewlett Packard	X382A	Variable Attenuator 0 to 50dB 8.2 to 12.4Gc	35.00
Hewlett Packard	411A-210	N Tee For 411A	50.00
Hewlett Packard	H421A	Crystal Detector 7.05 to 10Gc	200.00
Hewlett Packard	H421A	Crystal Detector 7.05 to 10Gc Matched Pair	400.00
Hewlett Packard	H424A	Crystal Detector 7.05 to 10Gc Matched Pair	75.00
Hewlett Packard	477B	Thermistor Mount For 430 Series 10Mc to 10Gc	65.00
Hewlett Packard	G485A	Barretter Mount 1.95 to 5.85Gc	85.00
Hewlett Packard	J485B	Detector Mount 5.85 to 8.2Gc	180.00
Hewlett Packard	J486A	Thermistor Mount 5.85 to 8.2Gc	50.00
Hewlett Packard	H487B	Thermistor Mount 7.05 to 10Gc	135.00
Hewlett Packard	K487C	Thermistor Mount 18 to 26Gc	155.00
Hewlett Packard	P487B	Thermistor Mount 12.4 to 18Gc	65.00
Hewlett Packard	X487A	Thermistor Mount 8.2 to 12.4Gc	85.00
Hewlett Packard	X487B	Thermistor Mount 8.2 to 12.4Gc	300.00
Hewlett Packard	G532A	Frequency Meter 7.05 to 10Gc	500.00
Hewlett Packard	H532A	Frequency Meter 5.3 to 8.2Gc	400.00
Hewlett Packard	H532A	Frequency Meter 10 to 15Gc	500.00
Hewlett Packard	P532A	Frequency Meter 12.4 to 18Gc	400.00
Hewlett Packard	X532A	Frequency Meter 8.2 to 12.4Gc	350.00
Hewlett Packard	536A	Frequency Meter .94 to 4.2Gc	600.00
Hewlett Packard	G7520	Directional Coupler 20dB 3.95 to 5.85Gc	200.00
Hewlett Packard	X752A	Directional Coupler 3dB 8.2 to 12.4Gc	200.00
Hewlett Packard	X752C	Directional Coupler 10dB 8.2 to 12.4Gc	200.00
Hewlett Packard	X752D	Directional Coupler 20dB 8.2 to 12.4Gc	50.00
Hewlett Packard	766D	Dual Directional Coupler .94 to 1.975Gc 20dB	50.00
Hewlett Packard	767D	Dual Directional Coupler 1.9 to 4Gc 20dB	200.00
Hewlett Packard	787D	Directional Detector 1.9 to 4.1Gc	75.00
Hewlett Packard	G910B	Termination 3.95 to 5.85Gc	100.00
Hewlett Packard	X914B	Moving Load 8.2 to 12.4Gc	50.00
Hewlett Packard	2830A	Sensor Oscillator	100.00
Hewlett Packard	3503	Microwave Switch 500Mc to 12.4Gc SPST	200.00
Hewlett Packard	8431A	Bandpass Filter 2 to 4Gc	200.00
Hewlett Packard	8436A	Bandpass Filter 8 to 12.4Gc	75.00
Hewlett Packard	9471A	RF Detector	100.00
Hewlett Packard	8472A	Crystal Detector .01 to 18Gc	400.00
Hewlett Packard	8732A	Pin Modulator 1.8 to 4.5Gc 80dB	350.00
Hewlett Packard	8733A	Pin Modulator 3.7 to 8.3Gc 35dB	25.00
Hewlett Packard	10100B	Termination 50 ohms	200.00
Hewlett Packard	10855A	Preamp. 2 to 1300Mc	50.00
Hewlett Packard	11660A	Tracking Generator Shunt	300.00
Hewlett Packard	11693A	Limitter	150.00
Hewlett Packard	13510	Transistor Test Jig	200.00
Hewlett Packard	33001C	Pin Absorptive Modulator	100.00
Hewlett Packard	33102A	Microwave Switch 100Mc to 18GHz	75.00
Hewlett Packard	C79-33602A	Microwave Switch DC to 18Gc SPDT	100.00
Hewlett Packard	39098A	Microwave Switch	100.00
Kay	30-0/4320	0 to 101dB Variable Attenuator DC to 1Gc	250.00
Kay	MM7B1	Noise Source	200.00
Kay	7921A	Noise Source 10 to 900Mc	250.00
Kay	7921A1	Noise Source 10 to 1000Mc	50.00
Kay	503A	Tube Mtg./Attenuator and 2K25	50.00
Lectronic	90LW26-1	X Band Load	100.00
NECA	715-1S2	Directional Coupler 4 to 8Gc 20dB (Narda 3044B20)	75.00
NerrImac	AU-26A/	801162 Variable Attenuator	50.00
MicroTech	214972	Microwave Switch	25.00
Military	AT-68/UPM	Horn Antenna 8.5 to 9.6Gc	35.00
Military	UG-52B/U	6dB Attenuator	100.00
Narda	70B	Variable Attenuator 0 to 40dB	250.00
Narda	792FM	Variable Attenuator 2 to 2.5Gc 0 to 17dB min.	100.00
Narda	2301-20	Directional Coupler 2 to 4Gc 20dB	100.00
Narda	2301-30	Directional Coupler 2 to 4Gc 30dB	100.00
Narda	2366	Variable Directional Coupler 1.2 to 1.4Gc 7 to 12dB	90.00
Narda	2863		
Narda	2864		
Narda	2979	BiDirectional Coupler 4 to 8Gc 20dB	100.00
Narda	3002-10	Directional Coupler .95 to 2Gc 10dB	100.00
Narda	3002-20	Directional Coupler .95 to 2Gc 20dB	100.00
Narda	3003-10	Directional Coupler 2 to 4Gc 10dB	100.00
Narda	3003-30	Directional Coupler 2 to 4Gc 30dB	100.00
Narda	3004-10	Directional Coupler 4 to 10Gc 10dB	100.00

# "TEST EQUIPMENT"

TEST EQUIPMENT		MICROWAVE COMPONENTS					
Boonton	202J	AM/FM Signal Generator 195 to 270MHz	450.00	Narda	3004-20	Directional Coupler 4 to 10Gc 20dB	100.00
Boonton	202J/207H	AM/FM Signal Generator and Univerter 100KHz to 55Mc and 195 to 270Mc	600.00	Narda	3032	Hybrid .95 to 2Gc 3dB	150.00
CNC	931	Heterodyne Converter 200 to 1200Mc	200.00	Narda	3033	Hybrid 2 to 4Gc 3dB	150.00
Chushman	MCMS	Monitor	750.00	Narda	3039-20	Directional Coupler 125 to 250Mc 20dB	150.00
Alfred	8000/7051	Sweep Network Analyzer 100KHz to 40Gc	800.00	Narda	3040-20	Directional Coupler 240 to 500Mc 20dB	125.00
Meguro	MSG-2282A	Standard Signal Generator For CB	250.00	Narda	3043-20	Directional Coupler 2 to 4Gc 20dB	100.00
Gerstch	FM3	Frequency Meter 20 to 1000Mc	150.00	Narda	3044-20	Directional Coupler 4 to 8Gc 20dB	100.00
Systron Donner Singer	1037/1291A SPA3/25A	Frequency Meter 0 to 50Mc with Plug In to 500Mc	500.00	Narda	3044B20	Directional Coupler 3.7 to 8.3Gc 20dB	150.00
Measurements	658	Spectrum Analyzer 1Kc to 25Mc and a G-6 Companion	1500.00	Narda	3045C30	Directional Coupler 7 to 12.4Gc 30dB	125.00
Measurements	140	Sweep Generator 0 to 15Mc and PS-19 Power Supply	250.00	Narda	4035	Hybrid 3dB	150.00
Polarad	MSG-2	Standard Signal Generator 75Hz to 35Mc	200.00	Narda	22006/	3043-20 Directional Coupler 1.7 to 4Gc 20dB	100.00
E.H.	574	Standard Deviation Meter 25 to 1000Mc	500.00	Narda	22007/	3003-10 Directional Coupler 2 to 4Gc 10dB	100.00
Monsanto	1107	Signal Generator 2150 to 4600Mc	750.00	Narda	22011/	3003-30 Directional Coupler 2 to 4Gc 30dB	100.00
Military	TS-1011/	Microwave Swept Oscillator 8 to 12.4Gc	50.00	Narda	22012/	3003-30 Directional Coupler 7 to 12.4Gc	35.00
		Time Interval Plug In		Narda	22377	Adapter X to M 8.2 to 12.4Gc	75.00
		UPM84 Spectrum Analyzer 10Mc to 40Gc with 1Each Filter F335/F336/F337/F338/F341/1Each Attenuator CH411/CH410/CH409 and 1Each Adapter UG1239/UG1240/UG1241/UG1242	1800.00	Narda	22538/	4014-10 Directional Coupler 3.85 to 8Gc 10dB	85.00
General Radio	805C	Standard Signal Generator 16Kc to 50Mc	300.00	Narda	22539/	4015C10 Directional Coupler 7.4 to 12Gc 10dB	75.00
Hewlett Packard	230A	Power Amplifier 10 to 500Mc 4.5watts	400.00	Narda	22540A/	Directional Coupler 2 to 4Gc 10dB	100.00
Hewlett Packard	230B	Power Amplifier 10 to 500Mc 4.5watts	800.00	Narda	22574	Directional Coupler 15.8 to 17.3Gc	125.00
Hewlett Packard	240A	Sweep Generator 4.5 to 120Mc	400.00	Narda	22876/	4014C6 Directional Coupler 3.85 to 8Gc 6dB	100.00
Hewlett Packard	410C	SWR Meter	400.00	Norsal	43105/	4015C30 Directional Coupler 7 to 12.4Gc 30dB	100.00
Hewlett Packard	4150	Power Meter 10Mc to 40Gc	250.00	PRD	14064-30	Directional Coupler 6 to 10Gc 30dB	75.00
Hewlett Packard	4318	Signal Generator 50KHz to 65Mc	150.00	PRD	U101	Variable Attenuator 5.85 to 8.2Gc 0 to 60dB	350.00
Hewlett Packard	606A	Signal Generator 10 to 420Mc	800.00	PRD	205A	Variable Attenuator 12.4 to 18Gc 0 to 60dB	300.00
Hewlett Packard	6080	Signal Generator 10 to 480Mc	400.00	PRD	585A	Slotted Line with Probe 4 to 10Gc	100.00
Hewlett Packard	608C	Signal Generator 10 to 480Mc	500.00	PRD	K3414	Frequency Meter 8.2 to 10Gc	125.00
Hewlett Packard	608E	Signal Generator 10 to 455Mc	1500.00	PRD	5815	90° Twist 18 to 26.5Gc	50.00
Hewlett Packard	608F	Signal Generator 450 to 1200Mc	1500.00	PRD	N6001	Wavemeter 7 to 10.6Gc	50.00
Hewlett Packard	612A	Signal Generator 900 to 2100Mc	500.00	PRD	X6284	Crystal Switch	125.00
Hewlett Packard	614A	Signal Generator 1.8 to 4.2Gc	400.00	Quantatron	S100	Thermistor Mount 8.2 to 12.4Gc	50.00
Hewlett Packard	616A	Signal Generator 1.8 to 4.2Gc	500.00	RLC	A-2610C	Rodustub Tuner	50.00
Hewlett Packard	618A	Signal Generator 3.8 to 7.6Gc	400.00	01536	Variable Attenuator	Directional Coupler	75.00
Hewlett Packard	618B	Signal Generator 3.8 to 7.6Gc	500.00	752-3	Coupler	Mixer	25.00
Hewlett Packard	620A	Test Set 5925 to 7750Mc	400.00	2503	Directional Coupler 4 to 6Gc 3dB	50.00	
Hewlett Packard	623B	Signal Generator 15 to 21Gc	2000.00	7753-3	Frequency Meter 5.84 to 8.2Gc	200.00	
Hewlett Packard	626A	Frequency Doubler 26.5 to 40Gc	2500.00	12G1	10dB Attenuator	35.00	
Hewlett Packard	628A	Portable Test Set	1000.00	90515	Tunable Detector 18 to 26.5Gc	200.00	
Hewlett Packard	940A	Frequency Counter 0 to 50Mc	100.00	0BE319A	Sampling Head	Call	
Hewlett Packard	5251A	Plug In For above 100 to 1000Mc	200.00	S1	Sampling Head	Call	
Hewlett Packard	5252A	Plug In For above 100 to 350Mc	200.00	S2	Pulse Generator Head	Call	
Hewlett Packard	5253B	Plug In For above 50 to 500Mc	350.00	S50	170 ohm Variable Attenuator	50.00	
Hewlett Packard	5254B	Plug In For above 200Mc to 3Gc	750.00	B170A	TBP417-34-5C02 Bandpass Filter	15.00	
Hewlett Packard	5262A	Frequency Divider to 12.4Gc For above	1000.00	5VF250-500-1AA	Tunable Bandpass Filter 250 to 500Mc	250.00	
Hewlett Packard	5327B	DVM and Frequency Meter to 550Mc	1500.00	919C70100	SPDT Switch	25.00	
Hewlett Packard	0Y5636	H Band Generator/Test Set 7.1 to 8.5Gc	1000.00	601	Adapter X to TMC 8.2 to 12.4Gc	35.00	
Tektronix	491	Spectrum Analyzer Solid State 10Mc to 40Gc.	7000.00	9009-10	Directional Coupler 4 to 10Gc 10dB	100.00	
Micro Tel	MSR903	Microwave Receiver to 40Gc Digital Readout	9000.00	5070	0 to 70dB Variable Attenuator	75.00	
Tektronix	190B	Signal Generator 350KHz to 50Mc	150.00	2692	+30 to 60dB Variable Attenuator	50.00	
Telonic	2003	Sweep/Signal Generator Systems					
		3303 5 to 1500Mc Autoplex, 2/3323 1 to 2000Mc Variable Marker, 3340 RF/Output Attenuator 50 ohms, 3350 RF Detector, 3360A Rate Modulation, 3370 Display Processing.	1000.00				
Telonic	2003	Sweep/Signal Generator Systems					
		3303 5 to 500Mc Sweep, 3323 1 to 2000Mc Variable Marker, 3343 RF/Output 50 ohms, 3340 RF Output/Attenuator 50 ohms, 3350 RF Detector, 3360A Rate Modulation, 3370 Display Processing.	750.00				
				Hewlett Packard	805A	Standing Wave Detector and Matched Load	\$250.00
				Hewlett Packard	805C	Slotted Line 500MHz to 4GHz	200.00
				Hewlett Packard	809B with	806B Slotted Line 3 to 12GHz/G810B Slotted Line 3.95 to 5.85GHz/J810B Slotted Line 5.85 to 8.2GHz/X810B Slotted Line 8.2 to 12.4GHz/P810B Slotted Line 12.4 to 18GHz/X281A & X281A Adapter/HX2928 Tapered Transition/444A Probe 2.6 to 18GHz/and a 447B Probe/H810B Slotted Line 7.05 to 10.5 GHz	900.00
				Hewlett Packard	809B with	806B Slotted Line 3 to 12GHz/H810B Slotted Line 7.05 to 10.5GHz/X810B Slotted Line 8.2 to 12.4GHz/HX2928 Tapered Transition H to X/H281A & X281A/with Probe. 444A	550.00



(602) 242-8916

Toll Free Number  
800-528-0180  
(For orders only)

2111 W. Camelback  
Phoenix, Arizona 85015





# FULL LINE ALL PARTS & COMPUTER PRODUCTS

P.O. Box 4430M

Santa Clara, CA 95054  
Will call: 2322 Walsh Ave.  
(408) 988-1640

ELECTRONICS

6-60

Same day shipment. First line parts only. Factory tested. Guaranteed money back. Quality IC's and other components at factory prices.

## INTEGRATED CIRCUITS

Phone orders only (800) 538-8196

74007L	LM313M	64	CD4019	45	8058MEMORY	875A	49 95	RESISTORS w/watt 8%
74007	LM317T	1.85	CD4020	95	RAM	882033	19 95	10 per type 03
74007B	LM317	3.75	CD4021	95	95 210T-1	1.95	N825123	3 95
7404A	LM318	4.95	CD4022	1.10	2102A-1	85	N825129	3 95
7409N	LM3206-5	1.35	CD4023	2.80	2102AL-4	1.45	N825139	4 75
7410R	LM3206-12	1.35	CD4024	2.50	2102AM-2L	1.85	N825131	4 95
7414A	LM3206-15	1.35	CD4025	2.50	2104M-4	4.95	N825136	8 75
7420N	LM3207-5	95	CD4026	1.85	2107B-4	3.75	N825137	8 75
7422N	LM3207-18	95	CD4027	1.85	2111-1	2.95	DM877	2 90
7430N	LM3207-12	95	CD4028	90	2112-2	2.90	2112-2	2 90
7445N	LM3239-5	4.95	CD4030	95	2114	2.24	2223	2 24
7447N	LM324N	99	CD4035	95	2114L 300s	4.25	30 pin edge	2 50
7448N	LM339N	99	CD4040	95	2114L 450s	4.25	30 pin edge	2 50
7450N	LM340N-5	1.35	CD4042	95	4116 200s	2.95	80 pin edge	2 75
7474N	LM3406-8	1.35	CD4043	85	4116 200s 16	95	80 pin edge	3 95
7475N	LM3406-12	1.35	CD4044	85	MMS220	3 00	100 pin edge	4 95
7485N	LM3406-15	1.35	CD4045	85	MMS230	3 00	100 pin edge	4 95
7489N	LM3424-24	1.35	CD4049	45	MMS330	5 94	IC SOCIETIES	36 key ASCII keyboard kit
7490N	LM3427-5	1.35	CD4050	55	PD4110-3	4 00	Full Assembly	874 95
7492N	LM3427-8	1.35	CD4051	55	PD4110-4	4 00	PC Board	84 90
7493N	LM3427-12	1.35	CD4052	1.42	PS101L	8 95	Pin UP	94 95
7494N	LM3427-15	1.35	CD4053	1.42	PS101L	8 95	Pin UP	94 95
74100N	LM3431-18	85	CD4060	71	4200A	1 50	18 16 28 40	LEDS
74107N	LM3431-24	85	CD4068	39	6225N	2 90	18 16 28 40	Green, Yellow T018
74127N	LM3501	5 50	CD4071	35	91L2DA	1 50	20 29 40 49	Jumbo Red
74133N	LM337T	2 29	CD4071	35	MMS700	4 50	20 29 40 49	Green, Yellow T018
74135N	LM337	5 00	CD4072	30	9368	3 50	10 14 14 14	Green, Yellow T018
74135N	LM337	1 90	CD4073	35	1023	3 90	10 14 14 14	Green, Yellow T018
74150N	LM3381	1 60	CD4075	30	416	16 00	10 14 14 14	Green, Yellow T018
74151N	LM3382	1 60	CD4076	95	95	95	10 14 14 14	Green, Yellow T018
74154N	LM339N	1 60	CD4077	95	95	95	10 14 14 14	Green, Yellow T018
74154N	LM339N	1 60	CD4078	95	95	95	10 14 14 14	Green, Yellow T018
74157N	LM339N	1 60	CD4079	95	95	95	10 14 14 14	Green, Yellow T018
74157N	LM339N	1 60	CD4080	95	95	95	10 14 14 14	Green, Yellow T018
74157N	LM339N	1 60	CD4081	95	95	95	10 14 14 14	Green, Yellow T018
74157N	LM339N	1 60	CD4082	95	95	95	10 14 14 14	Green, Yellow T018
74157N	LM339N	1 60	CD4083	95	95	95	10 14 14 14	Green, Yellow T018
74157N	LM339N	1 60	CD4084	95	95	95	10 14 14 14	Green, Yellow T018
74157N	LM339N	1 60	CD4085	95	95	95	10 14 14 14	Green, Yellow T018
74157N	LM339N	1 60	CD4086	95	95	95	10 14 14 14	Green, Yellow T018
74157N	LM339N	1 60	CD4087	95	95	95	10 14 14 14	Green, Yellow T018
74157N	LM339N	1 60	CD4088	95	95	95	10 14 14 14	Green, Yellow T018
74157N	LM339N	1 60	CD4089	95	95	95	10 14 14 14	Green, Yellow T018
74157N	LM339N	1 60	CD4090	95	95	95	10 14 14 14	Green, Yellow T018
74157N	LM339N	1 60	CD4091	95	95	95	10 14 14 14	Green, Yellow T018
74157N	LM339N	1 60	CD4092	95	95	95	10 14 14 14	Green, Yellow T018
74157N	LM339N	1 60	CD4093	95	95	95	10 14 14 14	Green, Yellow T018
74157N	LM339N	1 60	CD4094	95	95	95	10 14 14 14	Green, Yellow T018
74157N	LM339N	1 60	CD4095	95	95	95	10 14 14 14	Green, Yellow T018
74157N	LM339N	1 60	CD4096	95	95	95	10 14 14 14	Green, Yellow T018
74157N	LM339N	1 60	CD4097	95	95	95	10 14 14 14	Green, Yellow T018
74157N	LM339N	1 60	CD4098	95	95	95	10 14 14 14	Green, Yellow T018
74157N	LM339N	1 60	CD4099	95	95	95	10 14 14 14	Green, Yellow T018
74157N	LM339N	1 60	CD4100	95	95	95	10 14 14 14	Green, Yellow T018
74157N	LM339N	1 60	CD4101	95	95	95	10 14 14 14	Green, Yellow T018
74157N	LM339N	1 60	CD4102	95	95	95	10 14 14 14	Green, Yellow T018
74157N	LM339N	1 60	CD4103	95	95	95	10 14 14 14	Green, Yellow T018
74157N	LM339N	1 60	CD4104	95	95	95	10 14 14 14	Green, Yellow T018
74157N	LM339N	1 60	CD4105	95	95	95	10 14 14 14	Green, Yellow T018
74157N	LM339N	1 60	CD4106	95	95	95	10 14 14 14	Green, Yellow T018
74157N	LM339N	1 60	CD4107	95	95	95	10 14 14 14	Green, Yellow T018
74157N	LM339N	1 60	CD4108	95	95	95	10 14 14 14	Green, Yellow T018
74157N	LM339N	1 60	CD4109	95	95	95	10 14 14 14	Green, Yellow T018
74157N	LM339N	1 60	CD4110	95	95	95	10 14 14 14	Green, Yellow T018
74157N	LM339N	1 60	CD4111	95	95	95	10 14 14 14	Green, Yellow T018
74157N	LM339N	1 60	CD4112	95	95	95	10 14 14 14	Green, Yellow T018
74157N	LM339N	1 60	CD4113	95	95	95	10 14 14 14	Green, Yellow T018
74157N	LM339N	1 60	CD4114	95	95	95	10 14 14 14	Green, Yellow T018
74157N	LM339N	1 60	CD4115	95	95	95	10 14 14 14	Green, Yellow T018
74157N	LM339N	1 60	CD4116	95	95	95	10 14 14 14	Green, Yellow T018
74157N	LM339N	1 60	CD4117	95	95	95	10 14 14 14	Green, Yellow T018
74157N	LM339N	1 60	CD4118	95	95	95	10 14 14 14	Green, Yellow T018
74157N	LM339N	1 60	CD4119	95	95	95	10 14 14 14	Green, Yellow T018
74157N	LM339N	1 60	CD4120	95	95	95	10 14 14 14	Green, Yellow T018
74157N	LM339N	1 60	CD4121	95	95	95	10 14 14 14	Green, Yellow T018
74157N	LM339N	1 60	CD4122	95	95	95	10 14 14 14	Green, Yellow T018
74157N	LM339N	1 60	CD4123	95	95	95	10 14 14 14	Green, Yellow T018
74157N	LM339N	1 60	CD4124	95	95	95	10 14 14 14	Green, Yellow T018
74157N	LM339N	1 60	CD4125	95	95	95	10 14 14 14	Green, Yellow T018
74157N	LM339N	1 60	CD4126	95	95	95	10 14 14 14	Green, Yellow T018
74157N	LM339N	1 60	CD4127	95	95	95	10 14 14 14	Green, Yellow T018
74157N	LM339N	1 60	CD4128	95	95	95	10 14 14 14	Green, Yellow T018
74157N	LM339N	1 60	CD4129	95	95	95	10 14 14 14	Green, Yellow T018
74157N	LM339N	1 60	CD4130	95	95	95	10 14 14 14	Green, Yellow T018
74157N	LM339N	1 60	CD4131	95	95	95	10 14 14 14	Green, Yellow T018
74157N	LM339N	1 60	CD4132	95	95	95	10 14 14 14	Green, Yellow T018
74157N	LM339N	1 60	CD4133	95	95	95	10 14 14 14	Green, Yellow T018
74157N	LM339N	1 60	CD4134	95	95	95	10 14 14 14	Green, Yellow T018
74157N	LM339N	1 60	CD4135	95	95	95	10 14 14 14	Green, Yellow T018
74157N	LM339N	1 60	CD4136	95	95	95	10 14 14 14	Green, Yellow T018
74157N	LM339N	1 60	CD4137	95	95	95	10 14 14 14	Green, Yellow T018
74157N	LM339N	1 60	CD4138	95	95	95	10 14 14 14	Green, Yellow T018
74157N	LM339N	1 60	CD4139	95	95	95	10 14 14 14	Green, Yellow T018
74157N	LM339N	1 60	CD4140	95	95	95	10 14 14 14	Green, Yellow T018
74157N	LM339N	1 60	CD4141	95	95	95	10 14 14 14	Green, Yellow T018
74157N	LM339N	1 60	CD4142	95	95	95	10 14 14 14	Green, Yellow T018
74157N	LM339N	1 60	CD4143	95	95	95	10 14 14 14	Green, Yellow T018
74157N	LM339N	1 60	CD4144	95	95	95	10 14 14 14	Green, Yellow T018
74157N	LM339N	1 60	CD4145	95	95	95	10 14 14 14	Green, Yellow T018
74157N	LM339N	1 60	CD4146	95	95	95	10 14 14 14	Green, Yellow T018
74157N	LM339N	1 60	CD4147	95	95	95	10 14 14 14	Green, Yellow T018
74157N	LM339N	1 60	CD4148	95	95	95	10 14 14 14	Green, Yellow T018
74157N	LM339N	1 60	CD4149	95	95	95	10 14 14 14	Green, Yellow T018
74157N	LM339N	1 60	CD4150	95	95	95	10 14 14 14	Green, Yellow T018
74157N	LM339N	1 60	CD4151	95	95	95	10 14 14 14	Green, Yellow T018
74157N	LM339N	1 60	CD4152	95	95	95	10 14 14 14	Green, Yellow T018
74157N	LM339N	1 60	CD4153	95	95	95	10 14 14 14	Green, Yellow T018
74157N	LM339N	1 60	CD4154	95	95	95	10 14 14 14	Green, Yellow T018
74157N	LM339N	1 60	CD4155	95	95	95	10 14 14 14	Green, Yellow T018
74157N	LM339N	1 60	CD4156	95	95	95	10 14 14 14	Green, Yellow T018
74157N	LM339N	1 60	CD4157	95	95	95	10 14 14 14	Green, Yellow T018
74157N	LM339N	1 60	CD4158	95	95	95	10 14 14 14	Green, Yellow T018
74157N	LM339N	1 60	CD4159	95	95	95	10 14 14 14	Green, Yellow T018
74157N	LM339N	1 60	CD4160	95	95	95	10 14 14 14</	

We now have available a bunch of goodies too good to bypass. Items are limited so order today

2575 Baird Rd.  
Penfield, NY 14526

716-586-3950

Call Your Phone Order in Today  
TERMS: Satisfaction guaranteed or money refunded. C.O.D. add \$2.00. Minimum order \$6.00. Orders under \$10.00 add \$1.50. Add 5% for postage, insurance, handling. Overseas add 15%. N.Y. residents add 7% tax.

## MINI KITS - YOU HAVE SEEN THESE BEFORE NOW HERE ARE OLD FAVORITE AND NEW ONES TOO. GREAT FOR THAT AFTERNOON HOBBY.

### FM MINI MIKE

A super high performance FM wireless mike kit! Transmits a stable signal up to 300 yards with exceptional audio quality by means of its built in electret mike. Kit includes case, mike, on-off switch, antenna, battery and super instructions. This is the finest unit available.

FM-3 Kit \$14.95  
FM-3 Wired and Tested 19.95

### Color Organ

See music come alive! 3 different lights flicker with music. One light each for, high, mid-range and lows. Each individually adjustable and drives up to 300 W runs on 110 VAC

Complete kit, ML-1 \$8.95

**Video Modulator Kit**  
Converts any TV to video monitor. Super stable. Tunable over ch 4-6. Runs on 5-15V. accepts std video signal. Best unit on the market! Complete kit VD-1 \$7.95

### Led Blinky Kit

A great attention getter which alternately flashes 2 jumbo LEDs. Use for name badges, buttons, warning panel lights, anything! Runs on 3 to 15 volts. Complete kit, BL-1 \$2.95

### Super Sleuth

A super sensitive amplifier which will pick up a pin drop at 15 feet! Great for monitoring baby's room or as general purpose amplifier. Full 2 W rms output, runs on 6 to 15 volts, uses 8-45 ohm speaker. Complete kit, BN-9 \$5.95

### CPO-1

Runs on 3-12 Vdc 1 wall out, 1 KHZ good for CPO, Alarm, Audio Oscillator. Complete kit \$2.95

### CLOCK KITS

Your old favorites are here again. Over 7,000 Sold to Date. Be one of the gang and order yours today!

Try your hand at building the finest looking clock on the market. Its satin finish anodized aluminum case looks great anywhere, while six .4" LED digits provide a highly readable display. This is a complete kit, no extras needed, and it only takes 1-2 hours to assemble. Your choice of case colors: silver, gold, black (specify).  
Clock kit, 12/24 hour, DC-5 \$24.95  
Clock with 10 min. ID timer, 12/24 hour, DC-10 \$29.95  
Alarm clock, 12 hour only, DC-8 \$29.95  
12V DC car clock, DC-7 \$29.95

For wired and tested clocks add \$10.00 to kit price. SPECIFY 12 OR 24 HOUR FORMAT

### Car Clock

The UN-KIT, only 5 solder connections

Here's a super looking, rugged and accurate auto clock which is a snap to build and install. Clock moves serially, completely assembled — you only solder 3 wires and 2 switches. Takes about 15 minutes! Display is bright green with automatic brightness control photocell — assures you of a highly readable display day or night. Comes in a satin finish anodized aluminum case which can be attached 5 different ways using 2 sided tape. Choice of silver, black or gold case (specify).

DC-3 kit 12 hour format \$22.95  
DC-3 wired and tested \$29.95

### Calendar Alarm Clock

The clock that's got it all! 6-5" LEDs, 12/24 hour, snooze, 24 hour alarm, 4 year calendar, battery backup and lots more. The super 7001 chip is used. Size 5x4x2 inches. Complete kit, less case (not available) \$34.95

### Under Dash Car Clock

12/24 hour clock in a beautiful plastic case features 8 jumbo RED LEDs high accuracy (.001%) easy 3 wire hookup, display blanks with ignition and super instructions. Optional dimmer automatically adjusts display to ambient light level. DC-11 clock with mtg bracket \$27.95 kit  
DM-1 dimmer adapter \$2.50  
Add \$10.00 Assy and Test

### Video Terminal

A completely self-contained stand alone video terminal card. Requires only an ASCII keyboard and TV set to become a complete terminal unit. Features are: single 5V supply, XTAL controlled sync and baud rates (to 9600); complete computer and keyboard control of cursor; parity error control and display scrolling; upper and lower case (optional) and has RS-232 and 20ma loop interfaces on board. Kits include sockets and complete documentation. RE 6416 terminal card kit (add \$60.00 for wired unit) \$169.95  
Lower Case option \$13.95  
Power Supply \$18.95  
RF Modulator kit \$7.95

### FM Wireless Mike Kit

Transmits up to 300' to any FM broadcast radio, uses any type of mike. Runs on 3 to 9V. Type FM-2 has added sensitive mike preamp stage.

FM-1 kit \$3.95 FM-2 kit \$4.95

### Whisper Light Kit

An interesting kit, small mike picks up sounds and converts them to light. The louder the sound, the brighter the light. Includes mike, controls up to 300 W, runs on 110 VAC. Complete kit, WL-1 \$6.95

### Tone Decoder

A complete tone decoder on a single PC board. Features 400-5000 Hz adjustable range via 20 turn pot, voltage regulation, 567 IC. Useful for touch-tone burst detection, FSK, etc. Can also be used as a stable tone encoder. Runs on 5 to 12 volts. Complete kit, TD-1 \$5.95

### Siren Kit

Produces upward and downward wall characteristic of a police siren. 5 W peak audio output, runs on 3-15 volts, uses 3-45 ohm speaker. Complete kit, SM-3 \$2.95

### 80 Hz Time Base

Runs on 5-15 VDC. Low current (2.5 mA) min/max accuracy TB-7 kit \$5.50  
TB-7 Assy \$9.95

### Universal Timer Kit

Provides the basic parts and PC board required to provide a source of precision timing and pulse generation. Uses 555 timer IC and includes a range of parts for most timing needs.

UT-5 Kit \$5.95

### Mad Blaster Kit

Produces LOUD ear shattering and attention getting siren like sound. Can supply up to 15 watts of obnoxious audio. Runs on 6-15 VDC.

MB-1 Kit \$4.95

# PARTS PARADE

## IC SPECIALS

LINEAR	TTL
301 \$ .35	74S00 \$ 4.40
324 \$1.50	7447 \$ .65
380 \$1.50	7475 \$ .50
355 \$ .45	7490 \$ .50
556 \$1.00	74196 \$1.35
565 \$1.00	
566 \$1.00	
567 \$1.25	
741 \$10.00	
1458 \$ .50	
3900 \$ .50	
3914 \$2.95	
8038 \$2.95	

CMOS	SPECIAL
4011 \$ .50	11C90 \$15.00
4013 \$ .50	10116 \$ 1.25
4046 \$1.85	7208 \$17.50
4049 \$ .50	7207A \$ 5.50
4059 \$9.00	7216D \$21.00
4511 \$2.00	7107C \$12.50
4518 \$1.35	5314 \$ 2.95
5639 \$1.75	5375AB/G \$ 2.95
	7001 \$ 6.50

Resistor Ass't	Crystals
Assortment of Popular values - 1/4 watt. Cut lead for PC mounting, 1/2" center, 1/2" leads, bag of 300 or more \$1.50	3 579545 MHZ \$1.50 10 00000 MHZ \$5.00 5 248800 MHZ \$5.00

Switches	AC Adapters
Mini toggle SPDT \$1.00 Red Pushbuttons N/O 3/\$1.00	Good for clocks, nicad chargers, all 110 VAC plug one end 8.5 vdc @ 20 mA \$1.00 16 vdc @ 160 mA \$2.50 12 vdc @ 250 mA \$3.00

Earphones	Solid State Buzzers
3' leads, 8 ohm, good for small tone speakers, alarm clocks, etc. 5 for \$1.00	small buzzer 450 Hz 86 dB sound output on 5-12 vdc at 10-30 mA, TTL compatible \$1.50

Slug Tuned Coils	AC Outlet
Small 3/16" Hex Slugs turned coil 3 turns 10 for \$1.00	Panel Mount with Leads 4/\$1.00

CAPACITORS	DISK CERAMIC
TANTALUM Dipped Epoxy	01 16V disk 20/\$1.00 1 16V 15/\$1.00
1.5 uF 25V 3/\$1.00	500 uF 20V Axial \$ .50 100 16V 20/\$1.00
1.8 uF 25V 3/\$1.00	150 uF 16V Axial \$ .81 100 pf 20/\$1.00
.22 uF 25V 3/\$1.00	10 uF 15V Radial 10/\$1.00 047 16V 20/\$1.00

OC-OC Converter	Ceramic IF Filters
+5 vdc input prod. -9 vdc @ 30ma +9 vdc produces -15 vdc @ 35ma \$1.25	Mini ceramic filters 7 kHz B.W. 455 kHz \$1.50 ea.

Trimmer Caps	Crystal Microphone
Sprague - 3-40 pf Stable Polypropylene .50 ea.	Small 1" diameter 1/4" thick crystal mike cartridge \$ .75

### Audio Prescaler

Make high resolution audio measurements, great for musical instrument tuning, PL tones, etc. Multiplies audio UP in frequency, selectable x10 or x100, gives .01 Hz resolution with 1 sec. gate time! High sensitivity of 25 mv, 1 meg input z and built-in filtering gives great performance. Runs on 9V battery, all CMOS. PS-2 kit \$29.95  
PS-2 wired \$39.95

### 600 MHz PRESCALER

Extend the range of your counter to 600 MHz. Works with all counters. Less than 150 mv sensitivity, specify -10 or -100. Wired, tested, PS-1B \$59.95  
Kit, PS-1B \$44.95

### 30 Watt 2 mtr PWR AMP

Simple Class C power amp features 8 times power gain. 1 W in for 8 out, 2 W in for 15 out, 4 W in for 30 out. Max output of 35 W, incredible value, complete with all parts, less case and T-R relay. PA-1, 30 W pwr amp kit \$22.95  
TR-1, RF sensed T-R relay kit 6.95

MRF-238 transistor as used in PA-1 8-10db gain 150 mhz \$11.95

**Power Supply Kit**  
Complete triple regulated power supply provides variable 6 to 18 volts at 200 ma and +5 at 1 Amp. Excellent load regulation, good filtering and small size. Less transformers, requires 6.3 V 1/4 1 A and 24 VCT. Complete kit, PS-3LT \$6.95

**RF actuated relay senses RF (1W) and closes DPDT relay**  
For RF sensed T-R relay TR-1 Kit \$6.95

### OP-AMP Special

BI-FET LF 13741 - Direct pin for pin 741 compatible, but 500,000 MEG input z, super low 50 pa input current, low power drain. \$0 for only \$9.00 10 for \$2.00

78MG \$1.25	7812 \$1.00
79MG \$1.25	7815 \$1.00
723 \$ .50	7905 \$1.25
309K \$1.15	7912 \$1.25
7805 \$1.00	7915 \$1.25

**Regulators**  
Thermalloy Brand To-220 Heat Sinks 5 for \$1.00  
3 for \$1.00

### READOUTS

	Sockets
FND 359 4" C.C. \$1.00	8 Pin 10/\$2.00
FND 507/510 5" C.A. 1.00	14 Pin 10/\$2.00
MAN 72/HP7730 33" C.A. 1.00	24 Pin 4/\$2.00
HP 7651 43" C.A. 2.00	28 Pin 4/\$2.00
	40 Pin 3/\$2.00

### TRANSISTORS

	Diodes
2N3904 NPN C-F 15/\$1.00	5 1 V Zener 20/\$1.00
2N3906 PNP C-F 15/\$1.00	1N914 Type 50/\$1.00
2N4403 NPN C-F 15/\$1.00	1KV 2Amp 80/\$1.00
2N4410 NPN C-F 15/\$1.00	100V 1Amp 15/\$1.00
2N4916 FET C-F 4/\$1.00	
2N5401 PNP C-F 5/\$1.00	
2N6028 C-F 4/\$1.00	
2N3771 NPN Silicon \$1.50	
2N5179 UHF NPN \$2.00	
Power Tab NPN 40W \$31.00	
Power Tab PNP 40W \$1.00	
MPP 102/2N5484 \$ .50	
NPN 300A Type T-R \$0/\$2.50	
PNP 300B Type T-R \$0/\$2.50	
2N3055 \$ .80	
2N2646 UJT \$2.00	

**Coax Connector**  
Chassis mount BNC type \$1.00

**Parts Bag**  
Asst of choice disc caps, tant resistors, transistors, diodes, MICCA caps etc. sm bag (100 pc) \$1.00 lg bag (300 pc) \$2.50

**Leds** - your choice, please specify Mini Red, Jumbo Red, High Intensity Red, Illuminator Red 8/\$1  
Mini Yellow, Jumbo Yellow, Jumbo Green 6/\$1

**Varactors**  
Motorola MV 2209 30 PF Nominal cap 20-80 PF - Tunable range - 50 each or 3/\$1.00

**9 Volt Battery Clips**  
Nice quality clips 5 for \$1.00  
1/4" Rubber Grommets 10 for \$1.00

**Connectors**  
6 pin type gold contacts for MA-1003 car clock module price .75 ea.

**Shrink Tubing Nubs**  
Nice pre-cut pcs of shrink size 1" x 1/4" shrink to 1/8" Great for splices \$0/\$1.00

**Opto Isolators - 4N28 type**  
Opto Reflectors - Photo diode + LED \$1.00 ea.

**Molex Pins**  
Molex already pre-cut in length of 7. Perfect for 14 pin sockets. 20 stripe for \$1.00

**Mini TO-92 Heat Sinks**  
Thermalloy Brand To-220 Heat Sinks 5 for \$1.00  
3 for \$1.00

**COB Photocells**  
Resistance varies with light, 250 ohms to over 3 meg 3 for \$1.00

# SEMICONDUCTORS SURPLUS

64

2822 North 32nd Street, #1 • Phoenix, Arizona 85008 • Phone 602-956-9423

## ATLAS FILTERS

ATLAS CRYSTAL FILTERS FOR  
ATLAS HAM GEAR

Your Choice

\$15.95 ea.

- 5.645 - 2.7/8
- 5.595 - 2.7 USB
- 5.595 - 2.7/8/L
- 5.595 - 2.7 LSB
- 5.595 - .500/4
- 9.0 - USB/CW

## Soldering Kit

New Weller Soldering Iron Kit  
#SP-23F..... 9.99 each

Kit includes:

- 1 - 25 Watt soldering iron, develops 750° of tip temperature
- 3 - tips (screwdriver, chisel, cone)
- 1 - soldering aid tool
- 1 - coil 60/40 rosin core solder

## CERAMIC PLATE CAPS

\$1.09 each

- #1 type for 3/8 plate cap
- #2 type for 5/8 plate cap

## Used NiCads

Used C Nickel Cadmium Batteries  
1.8 amp hour  
Pack of ten \$8.99 per pack

## CERAMIC COIL FORMS

\$1.99 each

- #1 3/16" x 4/8"
  - #2 3/16" x 1/4"
  - #3 1/4" x 3/4"
  - #4 3/8" x 7/8"
  - #5 3/8" x 5/8"
- All of the above have powdered iron cores.
- #6 1/2" x 2 3/4"

## NEW BOGNER DOWNCONVERTER

Industrial version.

1 year guarantee..... \$225.00

NOT FOR SALE IN ARIZONA

UHF/VHF RF POWER TRANSISTORS  
CD2867/2N6439  
60 Watts output  
Reg. Price ..... \$45.77  
SALE PRICE ..... \$19.99

## CHOKES

.1-3 uH .....	2.99	4.7 mH .....	2.99
VIV .15 .15 uH .....	2.99	5 mH .....	2.99
VIV 150 150 uH .....	2.99	5.11 mH .....	2.99
5-20 uH .....	1.69	6 mH .....	2.99
Variable coil 10-80 uH .....	2.99	7.2 mH .....	2.99
Transformer dual 8.8 uH.....	1.00	8.25 mH .....	2.99
.47 uH .....	1.00 ea. or 10/7.50	8.28 mH .....	2.99
.68 uH .....	1.00 ea. or 10/7.50	8.6 mH .....	2.99
1 uH .....	1.00 ea. or 10/7.50	10 mH .....	2.99
1.2 uH .....	1.00 ea. or 10/7.50	12 mH .....	2.99
1.5 uH .....	1.00 ea. or 10/7.50	15 mH .....	2.99
2.2 uH .....	1.00 ea. or 10/7.50	17 mH .....	2.99
2.7 uH .....	1.00 ea. or 10/7.50	19.6 mH .....	2.99
3.3 uH .....	1.00 ea. or 10/7.50	20 mH .....	2.99
6.5 uH .....	1.00 ea. or 10/7.50	20.5 mH .....	2.99
7.5 uH .....	1.00 ea. or 10/7.50	22.6 mH .....	2.99
10 uH .....	1.00 ea. or 10/7.50	24 mH .....	2.99
15 uH .....	1.00 ea. or 10/7.50	27.4 mH .....	2.99
20 uH .....	1.00 ea. or 10/7.50	28.7 mH .....	2.99
22 uH .....	1.00 ea. or 10/7.50	29.9 mH .....	2.99
33 uH .....	1.00 ea. or 10/7.50	30 mH .....	2.99
39 uH .....	1.00 ea. or 10/7.50	36 mH .....	2.99
47 uH .....	1.00 ea. or 10/7.50	36.5 mH .....	2.99
50 uH .....	2.99	40 mH .....	2.99
56 uH .....	1.69	40.2 mH .....	2.99
62 uH .....	1.00 ea. or 10/7.50	43 mH .....	2.99
68 uH .....	1.00 ea. or 10/7.50	47 mH .....	2.99
100 uH .....	2.99	50 mH .....	2.99
120 uH .....	1.69	59 mH .....	2.99
185 uH .....	1.00 ea. or 10/7.50	60 mH .....	2.99
538 uH .....	1.00 ea. or 10/7.50	71.5 mH .....	2.99
680 uH .....	1.00 ea. or 10/7.50	78.7 mH .....	2.99
1000 uH .....	1.00 ea. or 10/7.50	86 mH .....	2.99
1630 uH .....	1.50	100 mH .....	2.99
.1 mH .....	2.99	120 mH .....	2.99
.2 mH .....	2.99	150 mH .....	2.99
.22 mH .....	2.99	175 mH .....	2.99
.27 mH .....	2.99	200 mH .....	2.99
.33 mH .....	2.99	205 mH .....	2.99
.39 mH .....	2.99	237 mH .....	2.99
.240 mH .....	2.99	240 mH .....	2.99
1.2 mH .....	2.99	300 mH .....	2.99
1.5 mH .....	2.99	360 mH .....	2.99
1.65 mH .....	2.99	390 mH .....	2.99
1.75 mH .....	2.99	430 mH .....	2.99
1.9 mH .....	2.99	500 mH .....	1.50
1 mH .....	1.69	600 mH .....	2.99
1.88 mH .....	3.99	1000 mH .....	2.99
2 mH .....	2.99	1.5 Hy .....	2.99
2.4 mH .....	2.99	2.0 Hy .....	2.99
2.5 mH .....	1.00 ea. or 10/7.50	2.5 Hy .....	2.99
2.7 mH .....	2.99	3.0 Hy .....	2.99
3.0 mH .....	2.99	5.0 Hy .....	2.99
3.6 mH .....	2.99	10 Hy .....	2.99
4.3 mH .....	2.99		

## HIGH VOLTAGE CAPS

420 MFD @ 400 VDC 3.99 each  
600 MFD @ 400 VDC 3.99 each

## New Fairchild Prescaler Chip

95H90DCQM..... 6.50 each  
350 MHz prescaler divide by 10/11

# Johnson AIR Variables

1/4 x 2 1/2" shaft  
\$2.50 each

193-10-6 2.2 to 34 pF  
193- 1.5 to 27.5 pF  
193- .6 to 6.4 pF

\$1.00 each

160-107-16 .5 to 12 pF  
193-10-9 2.2 to 34 pF  
193-10-104 2.2 to 34 pF  
193-4-5 3 to 30 pF

## RF Power Device

MRF454 Same as MRF458

12.5 VDC, 3-30 MHz

80Watts output, 12dB gain

\$17.95 ea.

## E.F. JOHNSON TUBE SOCKETS

#124-0311-100 ..... 6.99 each  
For 8072 etc.

#124-0107-001 ..... 13.99 each  
For 4CX250B/R, 4X150A etc.

#124-0111-001 ..... 4.99 each  
Chimney for 4CX250B/R and  
4X150

#124-0113-001 and 124-0113-021  
\$12.99 each

Capacitor for #124-0107-001

#123-209-33 Sockets.....6.99 each  
For 811A, 572B, 866, etc.

## UNELCO CAPS

6.8pF	47pF
8.2pF	62pF
10pF	100pF
12pF	160pF
13pF	180pF
14pF	200pF
20pF	240pF
24pF	380pF
33pF	470pF
36pF	1000pF
43pF	350V \$1.00 each

86 Pin Motorola Bus Edge Connectors

Gold plated contacts

Dual 43/86 pin 156 spacing

Soldertail for PCB.....\$3.00 each

### 110VAC MUFFIN FANS

New ..... \$11.95  
Used ..... \$5.95

## Transistors



2N2857JAN	2.50	2N3960JANTX	10.00	2N5645	10.00
2N2949	3.60	2N4072	1.60	2N5842	8.00
2N2947	15.00	2N4427	1.10	2N5849	20.00
2N2950	4.60	2N4429	7.00	2N5942	40.00
2N3375	8.00	2N4877	1.00	2N5946	14.00
2N3553	1.57	2N4959	2.00	2N5862	50.00
2N3818	5.00	2N4976	15.00	2N6080	7.00
2N3866	1.00	2N5070	8.00	2N6081	10.00
2N3866JAN	2.50	2N5071	15.00	2N6082	11.00
2N3866JANTX	4.00	2N5108	4.00	2N6083	13.00
2N3925	10.00	2N5109	1.50	2N6084	14.00
2N3948	2.00	2N5179	1.00	2N6095	11.00
2N3950	25.00	2N5583	4.00	2N6096	20.00
2N3959	3.00	2N5589	6.00	2N6097	28.00
		2N5590	8.00	2N6166	38.00
		2N5591	11.00	2N6368	22.99
		2N5635	5.44	A 210/MRF517	2.00
		2N5636	11.60	BLY38	5.00
		2N5637	20.00	40280/2N4427	1.10
		2N5641	5.00	40281/2N3920	7.00
		2N5643	14.00	40282/2N3927	10.48

## High Voltage Caps

30 MFD @ 500 VDC	1.69
22 MFD @ 500 VDC	1.69
100 MFD @ 450 VDC	2.29
150 MFD @ 450 VDC	3.29
225 MFD @ 450 VDC	4.29
.001/1000pF @ 10 KV	.89
.001 @ 3 KV	4/1.00
.0015 @ 3 KV	3/1.00
.01 @ 4 KV	.79
.01 @ 1.6KV	4/1.00
.02 @ 8 KV	2.00
.01 @ 1 KV	6/1.00

### NEW 2" ROUND SPEAKERS

100 Ohm coil \$ .99 each

### PLASTIC TO-3 SOCKETS

4/\$1.00

### CRYSTAL FILTERS

Tyco 001-19880 Same as 2194F  
10.7 MHz narrow band  
3 dB bandwidth 15 KHz min.  
20 dB bandwidth 60 KHz min.  
40 dB bandwidth 150 KHz min.  
Ultimate 50 dB insertion loss 1 dB max.  
Ripple 1 dB max. Cl. 0+/-5 pF 3600 Ohms  
\$3.99 each

### 78M05

Same as 7805 but only 1/2 Amp  
5 VDC .49 each or 10/\$3.00

### ORDERING INSTRUCTIONS

Check, money order, or credit cards welcome. (Master Charge and VISA only.) No personal checks or certified personal checks for foreign countries accepted. Money order or cashiers check in U.S. funds only. Letters of credit are not acceptable. Minimum shipping by UPS is \$2.35 with insurance. Please allow extra shipping charges for heavy or long items.

All parts returned due to customer error or decision will be subject to a 15% restock charge. If we are out of an item ordered, we will try to replace it with an equal or better part unless you specify not to, or we will back order the item, or refund your money.

PRICES ARE SUBJECT TO CHANGE WITHOUT NOTICE. Prices supersede all previously published. Some items offered are limited to small quantities and are subject to prior sale.

We now have a toll free number, but we ask that it be used for charge orders only. If you have any questions please use our other number. We are open from 8:00 a.m. - 5:00 p.m. Monday thru Saturday.

Our toll free number for charge orders only is 800-528-3611.

## TRIMMER CAPS

Sprague. Stable Polypropylene.  
.50 each or 10/4.00  
not sold mixed  
1.2 to 13pF  
2 to 30pF  
3.9 to 18pF  
3.9 to 40pF  
3.9 to 55pF

Carbide Circuit Board Drill Bits  
for PCB Boards

5 mix for \$5.00

## J-Fet

J310 N-CHANNEL J-FET 450 MHz  
Good for VHF/UHF Amplifier,  
Oscillator and Mixers 3/\$1.00

### MURATA CERAMIC FILTERS

SFD 455D	455 KHz	2.00
SFB 455D	455 KHz	1.60
CFM455E	455 KHz	5.50
CFU 455H	455 KHz	3.00
SFE 10.7MA	10.7 MHz	2.99

### TEXAS INSTRUMENT TIL-305P

5 x 7 array alphanumeric display  
\$3.85 each

# SEMICONDUCTORS SURPLUS

2822 North 32nd Street, #1 • Phoenix, Arizona 85008 • Phone 602-956-9423

# BULLET ELECTRONICS

P.O. BOX 401244E GARLAND, TX 75040 214/278-3553

★ **SUPERSTAR SALE!** ★  
**ALL ITEMS WITH STARS**  
**BUY 3 GET ONE FREE**  
*(No Mixing)*  
**OFFER EXPIRES DEC. 31, 1981** ★

★ **Sound Effects Kit \$18.50** ★

The SE-01 Sound Effects Kit has all you need to build a programmable sound effects machine except a battery and speaker. Only the SE-01 provides you with additional circuitry that includes a Pulse Generator, **Mux Oscillator and Comparator** to make more complex sounds a snap. Includes **T176477**, (w/spcs) assembly instructions and programming examples. You can easily create **Gunshots, Explosions, Steam Trains, Wind & Surf** and much more.

**Complete Kit** \$18.50  
 With quality PC Board  
 (Less battery & spkr.)  
**76477 Chip is Included**  
**Extra chips** \$3.15 ea.

★ **ZULU II Clock Kit** ★

**\$19.95** LESS CASE

- 1/2" LED Readouts
- Quartz XTAL Timebase
- Calendar
- Unique NOX™ Circuit Will Display Readouts On Handicap
- Battery Backup (battery not included)
- High Quality Drilled & Plated PC Boards; Clear Instructions

★ **PLASTIC CASE WITH FRONT & REAR PANELS FOR ZULU II \$4.95.** ★

*New!* ★ **Doomsday Alarm** ★

If you have trouble sleeping and you would like the rest of the neighborhood to share your misery then this little kit will be for you! There is no way to accurately describe the unearthly howls, screams and tones that come out of this kit. Four separate tone oscillators are mixed, cancelled and stepped at a varying rate. 10 Watts of crazy sounds. A great fun kit or a practical burglar alarm. Complete with PC board and all necessary components less speaker. For 6-12 VDC.

**9.95** ORDER  
**DA-02**  
 KIT

**7 Watt Audio Amp Kit \$5.95**

SMALL SINGLE HYBRID IC AND COMPONENTS FIT ON A 2" x 3" PC BOARD (INCLUDED). RUNS ON 12VDC GREAT FOR ANY PROJECT THAT NEEDS AN INEXPENSIVE AMP LESS THAN 3% THD @ 5 WATTS COMPATIBLE WITH SE-01 SOUND KIT

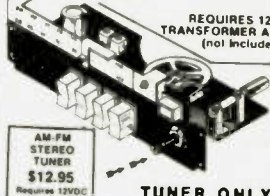
**Overvoltage Protection Kit \$6.95**

Protect your expensive equipment from overvoltage conditions. Every computer should have one! Works with any fused OC power source from 10 to 20 volts up to 25 amps.

**Stereo AMP/Power Supply Board**

Takes low level audio and drives 8 ohm speakers ON-BOARD Rectifiers and Filter supply power for AMP AND TUNER. VOLUME, BALANCE and TONE SLIDE CONTROLS

PLUG COMPATIBLE with TUNER



REQUIRES 12VAC TRANSFORMER AT 400 MA (not included) **\$6.95**

**AMP ONLY**

AM-FM STEREO TUNER \$12.95  
 Requires 12VDC


**TUNER ONLY**

FEATURES: AM, FM Stereo, Phone Input, Aux Input, AC Cord, 300 Ohm Antenna Input, AM Loopstick Antenna, Standard Turntable Plugs, BUY 3 SETS (Tuner Amp combos) for \$50.00

See Special Fall Prices Below  
**PRICES GOOD THROUGH DEC. 31, 1981**  
**SHOP EARLY FOR CHRISTMAS!**

The **Super Music Maker**  
**REVISION 2**  
**\$24.95**  
 (Basic Kit)

Does not include speaker switches or 2708 ROM



Now you can play hundreds of songs using the Bullet Super Music Maker. The unit features a single factory programmed microprocessor IC that comes with 20 pre-programmed short tunes. By adding the additional PROMS (2708's) the system can be expanded to play up to 1000 notes per PROM. Just think a compact electronic instrument that will play dozens, hundreds or even thousands of selections of music. The kit comes with all electronic components (less the PROM), and a drilled, plated and screened PC Board which measures 4" x 4". The 7 watt amplifier section is on the same PC board and drives an 8 ohm speaker (not included) from a whisper to ear splitting volume. Since the unit works on 12 VDC or 12 VAC\*, vehicle or portable operation is possible. **What do you get for \$24.95? Everything but a speaker, transformer, case, switches, and PROM.** Additional 2708 albums containing popular tunes are available for \$15.00 each or you can program your own PROMS using information provided with the kit instructions. Lists of available PROM albums are available on request. (Note: Unit plays electronic music one note at a time, it is not possible to play chords or a melody with harmony simultaneously.)

\* On board inverter allows single voltage (+12) operation.

**OPTIONAL ACCESSORIES**

- DIP Switches One 8 pos., One 5 pos. **2.00/Set**  
 (Can be directly soldered to PC Bd. to access tunes)
- Rotary Switches Two 5 position **2.50/Set**  
 (For remote wiring to PC Bd. to access tunes)
- Attractive Plastic Case **6.50**
- Wallplug Transformer **3.00**  
 (For operation on 117VAC house voltage)


**Microprocessor Station Clock \$49.95**

The ZULU 3TZ is a full blown ROM and MICRO-PROCESSOR unlike other standard clock IC's, it allows exceptional flexibility. Almost a year in design, it is the most advanced station clock on the market.

Adjustable Brightness  
 .6" - High Intensity  
 Orange Led Readouts  
**Seconds Reset/Hold**  
 provides easy synchronization with WWV

Quartz Crystal Timebase and Battery Backup

QUALITY SOLDER MASKED & SCREENED PC BOARDS MAKES ASSEMBLY A SNAP



**\$49.95**

Complete Kit including Case & Wallplug XFMR for 117VAC Operation

**\$79.95**

Wired & Tested

12 Volts AC or DC

**ZONE CHANGE FEATURE**

Select one of three **World Time zones**, Local Time (12 Hr. format) and **TWO 24 hr. zones** of your choice.

RFI Protected

**ID FEATURE**

LED Indicator lights when activated flashes at 10 min. Different audio tones at 8 and 9 min.

**FALL SPECIALS: GOOD THRU DEC. '81**

1. Super Music Maker with case and two 5-position rotary switches **\$32.00**
2. Super Music with one 2716 2K X 8 PROM filled with over 50 selections of additional music (>1500 notes) **\$32.00**
3. The Whole Ball of Wax! #2 + case and switches. **\$39.95**

**PS 14 REGULATOR CARD KIT**

This is the Regulator Card from our famous **20A Power Supply Kit**. Although we ran out of the transformers and heatsinks, many customers have been able to locate their own. The regulator card performs the actual voltage regulation and has adjustable fold back current limiting. Output voltage is stable to 200MV from 0 to 20 Amps and adjustable from 11 to 14 Volts. Designed to drive 2 high current NPN transistors (2N3771 2N5301 or equiv.) The unit assembles quickly. Included are all the on board components including a driver transistor and over-temp shutdown sensor. Designed to screw down to a standard 3" diameter computer grade filter cap. The quality plated PC card is 3-1/2" x 4 3/4".

WITH INSTRUCTIONS

**REGULATOR CARD KIT \$14.95**

**HIGH CURRENT PARTS \$5.00**  
 (2 - 2N3772 & 25A Bridge)  
**51,000 MFD @ 40V Computer Grade \$3.50**


Requires Transformer with 16 - 19 VAC Out @ The Current You Expect To Draw.

- ★ NO C.O.D.'s.
  - ★ SEND CHECK M.O. OR CHARGE CARD NO.
  - ★ PHONE ORDERS ACCEPTED ON VISA AND MASTERCARD ONLY.
  - ★ ADD 5% FOR SHIPPING.
  - ★ TX. RES. ADD 5% STATE SALES TAX.
  - ★ ALL FOREIGN ORDERS ADD 30% FOR SHIPPING CHARGES.
- U. S. FUNDS ONLY.  
 (214) 278-3553

- FM • SSB • CW • ATV • OSCAR
- LINKS • REPEATERS • TRANSMITTERS
- RECEIVERS • PREAMPS • CONVERTERS
- TRANSCEIVERS • POWER SUPPLIES • PA'S

# QUALITY VHF/UHF KITS AT AFFORDABLE PRICES


**- NEW -**





FM-5 PC Board Kit - ONLY \$159.95  
complete with controls, heatsink, etc.

**SAVE A BUNDLE ON  
VHF FM TRANSCEIVERS!**  
10 watts, 5 Channels, for 6M, 2M, or 220

**HOLIDAY SPECIAL**  
★ Free cabinet kit, complete with speaker, knobs, connectors, hardware. A \$59.95 value, yours free with purchase of kit before Jan. 30th. Hurry! Offer limited. ★



## HIGH QUALITY FM MODULES FOR REPEATERS, LINKS, TELEMETRY, ETC.



- **R75 VHF FM RECEIVER** for 10M, 6M, 2M, 220, or commercial bands. 4 fantastic selectivity options. Kits from \$84.95 to \$119.95
- **R450 UHF FM RECEIVER** for 380-520 MHz bands. Kits in selectivity options from \$94.95
- **R110 VHF AM RECEIVER** Kit for vhf aircraft band or ham bands. Only \$84.95.

- **COR KITS** With audio mixer and speaker amplifier. Only \$29.95.
- **CWID KITS** 158 bits, field programmable, clean audio. Only \$59.95.
- **A16 RF TIGHT BOX** Deep drawn alum. case with tight cover and no seams. 7 x 8 x 2 inches. Only \$18.00.
- **SCANNER CONVERTERS** Copy 72-76, 135-144, 240-270, 400-420, or 806-894 MHz bands on any scanner. Wired/tested Only \$79.95.

- **T51 VHF FM EXCITER** for 10M, 6M, 2M, 220 MHz or adjacent bands. 2 Watts continuous. Kits only \$54.95.
- **T451 UHF FM EXCITER** for 450 ham band or adjacent. Kits only \$64.95.
- **VHF & UHF LINEAR AMPLIFIERS.** Use on either FM or SSB. Power levels from 10 to 45 Watts to go with exciters & xmtg converters. Kits from \$69.95.



### VHF & UHF TRANSMITTING CONVERTERS

For SSB, CW, ATV, FM, etc. Available for 6M, 2M, 220, 440 with many IF Input ranges. Converter board kit only at \$79.95 (VHF) or \$99.95 (UHF) or kits complete with PA and cabinet as shown.



### VHF & UHF RECEIVING CONVERTERS

20 Models cover every practical rf and lf range to listen to SSB, FM, ATV, etc. on 6M, 2M, 220, 440, and 110 aircraft band. Even convert weather down to 2M! Kits from \$39.95 and wired units.



### VHF & UHF RECEIVER

#### PREAMPS. Low noise.

VHF Kits from 27 to 300 MHz. UHF Kits from 300 to 650 MHz. Broadband Kits: 20-650 MHz. Prices start at \$14.95 (VHF) and \$18.95 (UHF). All preamps and converters have noise figure 2dB or less.

- **Call or Write for FREE CATALOG** (Send \$2.00 or 5 IRC's for overseas MAILING)
- **Order by phone or mail** • Add \$2 S & H per order (Electronic answering service evenings & weekends) Use VISA, MASTERCARD, Check, or UPS COD.

**hamtronics, inc.**

65-Q MOUL RD. • HILTON NY 14468

Phone: 716-392-9430

✓33

Hamtronics® is a registered trademark

**ramsey**

# the first name in Counters!



## 9 DIGITS 600 MHz \$129<sup>95</sup> WIRED

**SPECIFICATIONS:**

Range: 20 Hz to 600 MHz  
 Sensitivity: Less than 10 MV to 150 MHz  
 Less than 50 MV to 500 MHz  
 Resolution: 0.1 Hz (10 MHz range)  
 1.0 Hz (60 MHz range)  
 10.0 Hz (600 MHz range)  
 Display: 9 digits 0.4" LED  
 Time base: Standard 10,000 mHz, 1.0 ppm 20-40°C.  
 Optional Micro-power oven-0.1 ppm 20-40°C  
 Power: 8-15 VAC @ 250 ma

**PRICES:**

CT-90 wired, 1 year warranty \$129.95  
 CT-90 Kit, 90 day parts warranty 109.95  
 AC-1 AC adapter 3.95  
 BP-1 Nicad pack + AC Adapter/Charger 12.95  
 OV-1 Micro-power Oven time base 49.95  
 External time base input 14.95

The CT-90 is the most versatile, feature packed counter available for less than \$300.00! Advanced design features include: three selectable gate times, nine digits, gate indicator and a unique display hold function which holds the displayed count after the input signal is removed. Also, a 10mHz TCXO time base is used which enables easy zero beat calibration checks against WWV. Optionally, an internal nicad battery pack, external time base input and Micro-power high stability crystal oven time base are available. The CT-90, performance you can count on!

## 7 DIGITS 525 MHz \$99<sup>95</sup> WIRED



**SPECIFICATIONS:**

Range: 20 Hz to 525 MHz  
 Sensitivity: Less than 50 MV to 150 MHz  
 Less than 150 MV to 500 MHz  
 Resolution: 1.0 Hz (5 MHz range)  
 10.0 Hz (50 MHz range)  
 100.0 Hz (500 MHz range)  
 Display: 7 digits 0.4" LED  
 Time base: 1.0 ppm TCXO 20-40°C  
 Power: 12 VAC @ 250 ma

The CT-70 breaks the price barrier on lab quality frequency counters. Deluxe features such as, three frequency ranges - each with pre-amplification, dual selectable gate times, and gate activity indication make measurements a snap. The wide frequency range enables you to accurately measure signals from audio thru UHF with 1.0 ppm accuracy - that's .0001%! The CT-70 is the answer to all your measurement needs, in the field, lab or ham shack.

**PRICES:**

CT-70 wired, 1 year warranty \$99.95  
 CT-70 Kit, 90 day parts warranty 84.95  
 AC-1 AC adapter 3.95  
 BP-1 Nicad pack + AC adapter/charger 12.95



## 7 DIGITS 500 MHz \$79<sup>95</sup> WIRED

**PRICES:**

MINI-100 wired, 1 year warranty \$79.95  
 AC-Z Ac adapter for MINI-100 3.95  
 BP-Z Nicad pack and AC adapter/charger 12.95

Here's a handy, general purpose counter that provides most counter functions at an unbelievable price. The MINI-100 doesn't have the full frequency range or input impedance qualities found in higher price units, but for basic RF signal measurements, it can't be beat! Accurate measurements can be made from 1 MHz all the way up to 500 MHz with excellent sensitivity throughout the range, and the two gate times let you select the resolution desired. Add the nicad pack option and the MINI-100 makes an ideal addition to your tool box for "in-the-field" frequency checks and repairs.

**SPECIFICATIONS:**

Range: 1 MHz to 500 MHz  
 Sensitivity: Less than 25 MV  
 Resolution: 100 Hz (slow gate)  
 1.0 KHz (fast gate)  
 Display: 7 digits, 0.4" LED  
 Time base: 2.0 ppm 20-40°C  
 Power: 5 VDC @ 200 ma

## 8 DIGITS 600 MHz \$159<sup>95</sup> WIRED



**SPECIFICATIONS:**

Range: 20 Hz to 600 MHz  
 Sensitivity: Less than 25 mv to 150 MHz  
 Less than 150 mv to 600 MHz  
 Resolution: 1.0 Hz (60 MHz range)  
 10.0 Hz (600 MHz range)  
 Display: 8 digits 0.4" LED  
 Time base: 2.0 ppm 20-40°C  
 Power: 110 VAC or 12 VDC

The CT-50 is a versatile lab bench counter that will measure up to 600 MHz with 8 digit precision. And, one of its best features is the Receive Frequency Adapter, which turns the CT-50 into a digital readout for any receiver. The adapter is easily programmed for any receiver and a simple connection to the receiver's VFO is all that is required for use. Adding the receiver adapter in no way limits the operation of the CT-50, the adapter can be conveniently switched on or off. The CT-50, a counter that can work double-duty!

**PRICES:**

CT-50 wired, 1 year warranty \$159.95  
 CT-50 Kit, 90 day parts warranty 119.95  
 RA-1, receiver adapter kit 14.95  
 RA-1 wired and pre-programmed (send copy of receiver schematic) 29.95

**NEW READ RECEIVER FREQUENCY**



## DIGITAL MULTIMETER \$99<sup>95</sup> WIRED

**PRICES:**

DM-700 wired, 1 year warranty \$99.95  
 DM-700 Kit, 90 day parts warranty 79.95  
 AC-1, AC adaptor 3.95  
 BP-3, Nicad pack + AC adapter/charger 19.95  
 MP-1, Probe kit 2.95

The DM-700 offers professional quality performance at a hobbyist price. Features include: 26 different ranges and 5 functions, all arranged in a convenient, easy to use format. Measurements are displayed on a large 3 1/2 digit, 1/2 inch LED readout with automatic decimal placement, automatic polarity, overrange indication and overload protection up to 1250 volts on all ranges, making it virtually goof-proof. The DM-700 looks great, a handsome, jet black, rugged ABS case with convenient retractable tilt ball makes it an ideal addition to any shop.

**SPECIFICATIONS:**

DC/AC volts: 100uV to 1 KV, 5 ranges  
 DC/AC current: 0.1uA to 2.0 Amps, 5 ranges  
 Resistance: 0.1 ohms to 20 Megohms, 6 ranges  
 Input impedance: 10 Megohms, DC/AC volts  
 Accuracy: 0.1% basic DC volts  
 Power: 4 'C' cells

### AUDIO SCALER

For high resolution audio measurements, multiplies UP in frequency.

- Great for PL tones
- Multiplies by 10 or 100
- 0.01 Hz resolution!

\$29.95 Kit \$39.95 Wired

### ACCESSORIES

Telescopic whip antenna - BNC plug ..... \$ 7.95  
 High impedance probe, light loading ..... 15.95  
 Low pass probe, for audio measurements ..... 15.95  
 Direct probe, general purpose usage ..... 12.95  
 Tilt bail, for CT 70, 90, MINI-100 ..... 3.95  
 Color burst calibration unit, calibrates counter against color TV signal ..... 14.95

### COUNTER PREAMP

For measuring extremely weak signals from 10 to 1,000 MHz. Small size, powered by plug transformer-included.

- Flat 25 db gain
- BNC Connectors
- Great for sniffing RF with pick-up loop

\$34.95 Kit \$44.95 Wired

ramsey electronic's, inc.  
 2575 Baird Rd. Penfield, NY 14526



PHONE ORDERS  
 CALL 716-586-3950

**TERMS:** Satisfaction guaranteed - examine for 10 days, if not pleased, return in original form for refund. Add 5% for shipping insurance to a maximum of \$10. Overseas add 15%. COD add \$2. Orders under \$10 add \$1.50. NY residents add 7% tax.



# DIGITAL RESEARCH: PARTS

## "TOP QUALITY PARTS FOR LESS"

### Precision Hybrid Oscillator Module

Has both 1 MHZ and 2 MHZ TTL - outputs — Hermetically sealed — Ultra high stability over wide temp. range — originally cost over \$40.00 each — We made a super purchase from a major computer manufacturer — 5 Volt operation - fits standard 24 pin socket - Manufactured by Motorola oscillator division.



MC6871A

3/20<sup>00</sup>

750 w/data

### NEO 2137 by NEC

- Microwave R.F. transistor (N.P.N.)
- Micromold package #37
- Dual Emitter leads
- FT to 4.5 GHz
- VCEO 10V-CC 20 MA. HFE 40-200
- Gain 10V-20MA-1GHZ = 14DB Typical
- Very low noise - High gain 1.5 DB @ 500 MHZ
- Cleared for high reliability space applications

COMPARE **150**

### LM117

An easy to use adjustable Voltage Regulator - only two external resistors needed to set the output voltage - TO-3 Case - adjustable from 1.2 to 37V - Regulator is floating, so it can be used in a wide variety of applications, as long as the input-to-output differential voltage is 40V or less - 1.5A output current - house numbered - prime - Motorola.



**175**

### Video Game Board

Hockey • Tennis • Handball

- General Instruments AY3-8500
- Features Exciting Sounds
- On Screen Scoring
- 1 or 2 Players
- Speed & Paddle Controls
- Works on 9 Volts D.C.

Each board comes with RF Modulator (Ch. 3 or 4) and schematic. The only parts needed to complete game are speaker, 2-1 Meg Pots & Switches.

**445**

3 for 12<sup>00</sup>



### Video Paddle Controls

2 for 1<sup>00</sup>



Can be used with game board at left.

### POWER SUPPLY TRIPLE OUTPUT

25 Volts @ .18A  
5 Volts @ .8A  
15 Volts @ 1.25A  
Isolated independent outputs  
Positive or negative operation  
Constant Voltage Regulation  
25 Volt line adjustable with 10 turn pot from 23.5 V to 28 Volts. 120 Volt - 60 Hz input Fused - H=3 3/4" W=5 1/2" D=4"

**\$1495**

### Transformer

32VCT @ 1 amp **325**  
6V @ 1 amp

Measures:  
2" x 2 1/4" x 2 1/4"  
2 3/8" Mounting Centers



SPDT • Made in USA with Hardware

### SCOTCH LOK

Great for connecting a wire to an existing wire without stripping. Absolutely invaluable in hard to reach areas such as under car dash, inside television, etc. Simply put Scotch Lok over existing wire. Insert new wire to be connected. With a standard pair of pliers, compress metal on insulator. No need for tape. Super neat installation. Once you use this, you will never go back to the "old" way.

**15/1<sup>00</sup>**



### IC Specials

MC1488-1489 - RS232 Driver and Receiver **99c pr.**  
NE556-Dual NE555 **2/1<sup>25</sup>**  
NE555 **3/1<sup>25</sup> or 10/3<sup>30</sup>**

### Micro Mini Toggle Switch

**99c**

6 for 5<sup>00</sup>



### JFET OP AMP

Super High Input Impedance (10<sup>12</sup> OHMS) — High Frequency Response. TO 4 MHZ. Large DC Voltage Gain 106 DB — New generation OP-AMP with Vastly Superior Features!

LF356BH - **75c or 3/2<sup>00</sup>**

### Fixed Inductors

.39 uh - **6/1<sup>00</sup>** 12.5 uh - **8/1<sup>00</sup>**  
500 uh - Hash Filter @ 2 Amps - **4/1<sup>00</sup>**



### Molded Choke

13 uh - **8/1<sup>00</sup>** 50 mh - **6/1<sup>00</sup>**  
1.2 mh - **8/1<sup>00</sup>**

### Variable Inductors

30-40 uh  
.9 uh - 1.2 uh  
11 uh to 20 uh  
.25 uh - .35 uh  
.85 uh - .95 uh

**4/1<sup>00</sup>**



### EIAJ #1SS98

NEC #4981-7E  
Microwave - Schottky barrier diode

HP-Hot Carrier diodes  
5082-2835

**99c or 6/5<sup>00</sup>**

### UNIVERSAL TIMER KIT

★ Adjustable from 1 sec to 1 hr.  
★ Control up to 1 amp  
"Turn Things On Or Off"  
Kit includes all parts necessary to build this exciting kit. Uses: Children's T.V. programs - Darkroom exposures - Amateur 10 min. I.D.er - Egg Timer - Intermittent Windshield Wiper. Absolutely endless uses. Complete kit including power supply, p.c. board DPDT relay, and all parts to make timer operational.

**\$895**

**NEXT MONTH — The most exciting item we have ever seen — MOHO**

# Digital Research: Parts

P.O. Box 401247 • Garland, Texas 75040

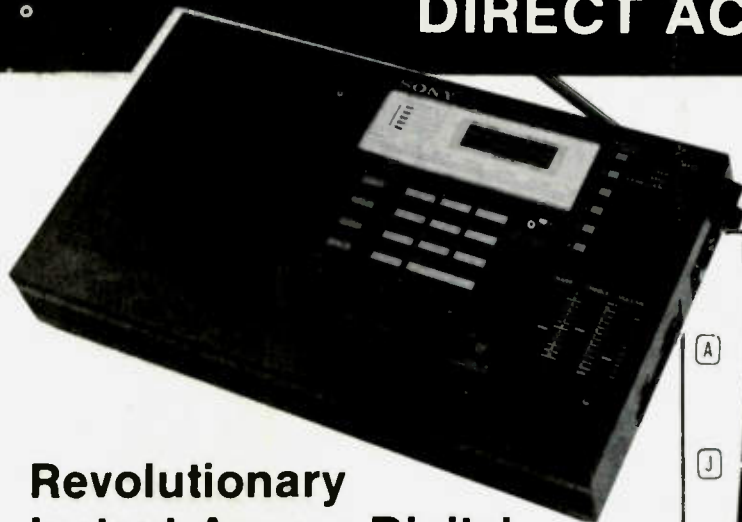
(214) 271-2461

#### TERMS

Add 1 postage - w/ pay balance - Orders under 15 add 75 handling No. C.O.D. We accept Visa MasterCard and American Express cards. Tex. Res. add 5% Tax. Foreign orders (Canada 10%) add 20% P & H

• VISA • MASTERCARD • AMERICAN EXPRESS •

# INTRODUCING SONY'S NEW DIGITAL DIRECT ACCESS RECEIVER!



only **\$299<sup>95</sup>** plus \$5.00 shipping  
(NOW IN STOCK)

## Revolutionary Instant Access Digital Shortwave Scanner


- Continuous Scanning of LW, MW, SW, & FM Bands
- Instant Fingertip Tuning—No More Knobs!
- 6 Memories for Any Mode (AM,SSB/CW, & FM)
- Dual PLL Frequency Synthesized—No Drift!

**A WHOLE NEW BREED OF RADIO IS HERE NOW!** No other short wave receiver combines so many advanced features for both operating convenience and high performance as does the new Sony ICF-2001. Once you have operated this exciting new radio, you'll be spoiled forever! Direct access tuning eliminates conventional tuning knobs and dials with a convenient digital keyboard and Liquid Crystal Display (LCD) for accurate frequency readout to within 1 KHz. Instant fingertip tuning, up to 8 memory presets, and continuous scanning features make the ICF-2001 the ultimate in convenience.

Compare the following features against any receiver currently available and you will have to agree that the Sony ICF 2001 is the best value in shortwave receivers today:

**DUAL PLL SYNTHESIZER CIRCUITRY** covers entire 150 KHz to 29.999 MHz band. PLL<sub>1</sub> circuit has 100 KHz step while PLL<sub>2</sub> handles 1 KHz step, both of which are controlled by separate quartz crystal oscillators for precise, no-drift tuning. **DUAL CONVERSION SUPERHETERODYNE** circuitry assures superior AM reception and high image rejection characteristics. The 10.7 MHz IF of the FM band is utilized as the 2nd IF of the AM band. A new type of crystal filter made especially for this purpose realizes clearer reception than commonly used ceramic filters. **ALL FET FRONT END** for high sensitivity and interference rejection. Intermodulation, cross modulation, and spurious interference are effectively rejected. **FET RF AMP** contributes to superior image rejection, high sensitivity, and good signal to noise ratio. Both strong and weak stations are received with minimal distortion.

### EXTENDED SPECTRUM CONTINUOUS TUNING



### OPERATIONAL FEATURES

**INSTANT FINGERTIP TUNING** with the calculator-type key board enables the operator to have instant access to any frequency in the LW, MW, SW, and FM bands. And the LCD digital frequency display confirms the exact, drift-free signal being received. **AUTOMATIC SCANNING** of the above bands. Continuous scanning of any desired portion of the band is achieved by setting the "L<sub>1</sub>" and "L<sub>2</sub>" keys to define the range to be scanned. The scanner can stop automatically on strong signals, or it can be done manually. **MANUAL SEARCH** is similar to the manual scan mode and is useful for quick signal searching. The "UP" and "DOWN" keys let the tuner search for you. The "FAST" key increases the search rate for faster signal detection. **MEMORY PRESETS.** Six memory keys hold desired stations for instant one-key tuning in any mode (AM, SSB/CW, and FM), and also, the "L<sub>1</sub>" and "L<sub>2</sub>" keys can give you two more memory slots when not used for scanning. **OTHER FEATURES:** Local, normal, DX sensitivity selector for AM; SSB/CW compensator; 90 min. sleep timer; AM Ant. Adjust.

### SPECIFICATIONS

**CIRCUIT SYSTEM:** Fm Superheterodyne; AM Dual conversion superheterodyne. **SIGNAL CIRCUITRY:** 4 IC's, 11 FET's, 23 Transistors, 16 Diodes. **AUXILIARY CIRCUITRY:** 5 IC's, 1 LSI, 25 LED's, 25 Transistors, 9 Diodes. **FREQUENCY RANGE:** FM 76-108 MHz; AM 150-29,999 KHz. **INTERMEDIATE FREQUENCY:** FM 10.7 MHz; AM 1st 66.35 MHz., 2nd 10.7 MHz. **ANTENNAS:** FM telescopic, ext. ant. terminal; AM telescopic, built-in ferrite bar, ext. ant. terminal. **POWER:** 4.5 VDC/120 VAC **DIMENSIONS:** 12 1/4 (W) X 2 1/4 (H) X 6 3/4 (D). **WEIGHT:** 3 lb. 15 oz. (1.8 kg)



**SPECTRONICS, INC.**  
1009 GARFIELD ST. OAK PARK, IL. 60304

PHONE  
**(312) 848-6777**





# DEALER DIRECTORY

## Phoenix AZ

The Southwest's most progressive communications company stocking Kenwood, Icom, Yaesu, MFJ, B&W, Astron, Larsen, Cushcraft, Hy-Gain, Bearcat, and more. Would like to serve you! Power Communications Corp., 1640 West Camelback Rd., Phoenix AZ 85015, 241-Watt.

## Culver City CA

Jun's Electronics, 3919 Sepulveda Blvd., Culver City CA 90230, 390-8003. Trades 463-1886 San Diego. Call us for a low quote.

## Fontana CA

Complete lines ICOM, DenTron, Ten-Tec, Mirage, Cubic, Lunar, over 4000 electronic products for hobbyist, technician, experimenter. Also CB radio, landmobile, Fontana Electronics, 8629 Sierra Ave., Fontana CA 92335, 822-7710.

## San Jose CA

### SAN FRANCISCO BAY AREA

Homebrewers haven; tons of new and used Ham/Computer gear and components. Serving Hams since 1958. We specialize in ICOM, KLM, Mirage, Comptronix. We ship worldwide. Tele-Com Electronics, 15460 Union Avenue, San Jose CA 95124, 377-4479.

## San Jose CA

Bay area's newest Amateur Radio store. New & used Amateur Radio sales & service. We feature Kenwood, ICOM, Azden, Yaesu, Ten-Tec, Satec & many more. Shaver Radio, Inc., 1378 So. Bascom Ave., San Jose CA 95128, 998-1103.

## Denver CO

Experimenter's paradise! Electronic and mechanical components for computer people, audio people, hams, robot builders, experimenters. Open six days a week. Gateway Electronics Corp., 2839 W. 44th Ave., Denver CO 80211, 458-5444.

## Miami FL

Amateur Radio Center, Inc. "Everything for the Amateur" Since 1980. 2805 N.E. 2nd Avenue, Miami FL 33137, 573-8383, TWX 522035.

## Smyrna GA

For your Kenwood, Yaesu, ICOM, Drake and other amateur needs, come to see us. Britt's Two-Way Radio, 2506 N. Atlanta Rd., Smyrna GA 30080, 432-8006.

## Preston ID

Ross WB7BYZ, has the Largest Stock of Amateur Gear in the Intermountain West and the Best Prices. Call me for all your ham needs. Ross Distributing, 78 So. State, Preston ID 83263, 852-0830.

## Terre Haute IN

Your ham headquarters located in the heart of the Midwest. Hoosier Electronics, Inc., #9 Meadows Center, P.O. Box 3300, Terre Haute IN 47803, 238-1456.

## Littleton MA

The ham store of N.E. you can rely on. Kenwood, ICOM, Wilson, Yaesu, DenTron, KLM amps, B&W switches & wattmeters, Whistler radar detectors, Bearcat, Regency, antennas by Larsen, Wilson, Hustler, CAM, TEL-COM Inc. Communications & Electronics, 675 Great Rd., Rt. 119, Littleton MA 01460, 486-3040.

## Hudson NH

New England's Distributor and Authorized Service Center for all Major Amateur Lines. Tufts Radio Electronics, Inc., 61 Lowell Road, Hudson NH 03051, 883-5005.

## Ann Arbor MI

See us for products like Ten-Tec, R. I. Drake, DenTron and many more. Open Monday through Saturday, 0830 to 1730. WB8YCR, WB8UXO, WD8OKN and W8RP behind the counter. Purchase Radio Supply, 327 E. Hoover Ave., Ann Arbor MI 48104, 868-8686.

## Charlotte NC

Satec, Hy-Gain, Cubic Comm., Antenna Specialists, Wilson, W2AU/W2VS, B&W, Pathcom, Nye Viking, Electra, MFJ, Bash, CO, Arrl., Ameco, Callbook Service, Sales New & Refurbished, Home-Tronics, 1217 Plaza, Charlotte NC 28205, 334-7974.

## Somerset NJ

New Jersey's only factory-authorized ICOM and YAESU distributor. Large inventory of new and used specials. Most major brands in stock. Complete service and facilities. Radios Unlimited, 1760 Easton Avenue, P.O. Box 347, Somerset NJ 08873, 468-4599.

## Amsterdam NY UPSTATE NEW YORK

Kenwood, ICOM, Drake, plus many other lines. Amateur Dealer for over 35 years. Adironack Radio Supply, Inc., 185 West Main Street, Amsterdam NY 12010, 842-8350.

## Central NY

Amateur radio hardware displays made to your specifications - call signs, plaques, awards or special orders. High quality, fast service, low prices. A.&M. Woodcraft, 313 N. Madison St., P.O. Box 243, Rome NY 13440, 337-5642.

## Syracuse-Rome-Utica NY

Featuring Kenwood, Yaesu, ICOM, Drake, Ten-Tec, Swan, DenTron, Alpha, Robot, MFJ, Tempo, Astron, KLM, Hy-Gain, Modley, Larsen, Cushcraft, Hustler, Mini Products. You won't be disappointed with equipment/service. Radio World, Onondaga County Airport-Terminal Building, Oriskany NY 13424, 337-0203.

## Columbus OH

The biggest and best Ham Store in the Midwest featuring quality Kenwood products with working displays. We sell only the best. Authorized Kenwood Service. Universal Amateur Radio Inc., 1280 Aida Dr., Reynoldsburg (Columbus) OH 43068, 866-4267.

## Scranton PA

ICOM, Bird, CushCraft, Beckman, Fluke, Larsen, Hustler, Antenna Specialists, Astron, Avanti, Belden, W2AU/W2VS, CDE, AEA, Vibroplex, Ham-Key, CES, Amphenol, Sony, Faron/Courier, B&W, Ameco, Shure, LaRue Electronics, 1112 Grandview St., Scranton PA 18509, 343-2124.

## Houston TX

Experimenter's paradise! Electronic and mechanical components for computer people, audio people, hams, robot builders, experimenters. Open six days a week. Gateway Electronics Inc., 8932 Clarkcrest, Houston TX 77063, 978-6575.

## San Antonio TX

Complete 2 way service shop. Call Dee, W5FSP, Selling Antenna Specialists, Avanti, Azden, Bird, Hy-gain, Standard, Vibroplex, Midland, Henry, CushCraft, Dielectric, Hustler, ICOM, MFJ, Nye, Shure, Cubic, Tempo, Ten-Tec and others. Appliance & Equipment Co., Inc., 2317 Vance Jackson Road, San Antonio TX 78213, 734-7793.

## Vienna VA

The Washington metropolitan area's leading supplier of the latest in Amateur Radio and Test Equipment. On your next trip to the Nation's Capital, stop by and see us. Electronic Equipment Bank, Inc., 516 Mill St. N.E., Vienna VA 22180, 938-3350.

## Casper WY

Serving Wyoming Hams with lots of good stuff like Callbook, antenna parts, specials and bargains. Willy and Larry Dean invite you to drop in anytime. Radio Activity, 531 W. Collins Dr., Casper WY 82601, 237-5248.

## DEALERS

Your company name and message can contain up to 25 words for as little as \$150 yearly (prepaid), or \$15 per month (prepaid quarterly). No mention of mail-order business or area code permitted. Directory text and payment must reach us 60 days in advance of publication. For example, advertising for the February '82 issue must be in our hands by December 1st. Mail to 73 Magazine, Peterborough NH 03458. ATTN: Nancy Ciampa.

# PROPAGATION

J. H. Nelson  
4 Plymouth Dr.  
Whiting NJ 08759

## EASTERN UNITED STATES TO:

	GMT:	00	02	04	06	08	10	12	14	16	18	20	22
ALASKA	14	14	7	7	7	7	7	7	14	14	21	21A	21A
ARGENTINA	14	7	7	7B	7B	7	14	14A	21A	21A	21A	21	21
AUSTRALIA	21	14	7B	7B	7B	7B	7B	14B	21	21	21	21A	21A
CANAL ZONE	7A	7	7	7	7	7	14	14	21	21A	21	14A	14A
ENGLAND	7	7	7	7	7	7	14	14A	21A	14A	14	7	7
HAWAII	21	7A	7B	7	7	7	7	7B	14	21	21	21A	21A
INDIA	7	7	7B	7B	7B	7B	14	14A	14	7B	7B	7	7
JAPAN	14A	14B	7B	7B	7	7	7	7B	7B	7B	14B	14	14
MEXICO	14	7	7	7	7	7	7	14	21	21A	21A	21	21
PHILIPPINES	14A	7B	7B	7B	7B	7B	7B	14B	14B	14B	14B	14	14
PUERTO RICO	7A	7	7	7	7	7	7A	21	21A	21A	21	14	14
SOUTH AFRICA	7A	7B	7	7B	7B	7A	14A	21A	21A	21A	21	14	14
U. S. S. R.	7	7	7	7	7B	7B	14	21A	21	14	7B	7	7
WEST COAST	21	7A	7	7	7	7	7	14	21	21A	21A	21	21

## CENTRAL UNITED STATES TO:

	GMT:	00	02	04	06	08	10	12	14	16	18	20	22
ALASKA	21	14	7	7	7	7	7	7	14	14	21	21A	21A
ARGENTINA	14A	14	7	7B	7B	7	14	14	21	21A	21A	21A	21A
AUSTRALIA	21	14	7B	7B	7B	7B	7B	14	21	14A	21A	21A	21A
CANAL ZONE	14	7	7	7	7	7	7A	14	21	21A	21A	14A	14A
ENGLAND	7	7	7	7	7	7	7B	14	21A	14	14	7B	7B
HAWAII	21A	7A	7	7	7	7	7	7	14	21	21A	21A	21A
INDIA	7B	7B	7B	7B	7B	7B	14	14	7B	7B	7B	7B	7B
JAPAN	21A	14	7B	7B	7	7	7	7	7B	7B	14	21	21
MEXICO	14	7	7	7	7	7	7	14	21	21A	21A	21	21
PHILIPPINES	21	14	7B	7B	7B	7B	7B	7	14B	14B	14B	14	14
PUERTO RICO	14	7	7	7	7	7	7	14	21	21A	21A	21	21
SOUTH AFRICA	7A	7B	7	7B	7B	7B	7	14A	21A	21A	21	14A	14A
U. S. S. R.	7B	7	7	7	7	7	7B	7B	14A	14A	14B	7B	7B

## WESTERN UNITED STATES TO:

	GMT:	00	02	04	06	08	10	12	14	16	18	20	22
ALASKA	21A	14	7	7	7	7	7	7	14	14	21	21	21
ARGENTINA	21A	14	7	7B	7B	7	7B	14	21	21A	21A	21A	21A
AUSTRALIA	21A	14A	14	7	7B	7B	7B	7B	14	14A	21	21A	21A
CANAL ZONE	21	14	7	7	7	7	7	14	21	21A	21A	21	21
ENGLAND	7B	7	7	7	7	7	7B	14B	21A	14A	14B	7B	7B
HAWAII	21A	14A	14	7	7	7	7	7	14	21	21A	21A	21A
INDIA	7A	14	7B	7B	7B	7B	7B	14	14	7B	7B	7B	7B
JAPAN	21A	14	14B	7B	7	7	7	7	7	7	14	21A	21A
MEXICO	21	14	7	7	7	7	7	7A	14A	21A	21A	21	21
PHILIPPINES	21A	14	7B	7B	7B	7B	7B	7	14	14	14B	14	14
PUERTO RICO	21	7A	7	7	7	7	7	7	14	21	21A	21A	21
SOUTH AFRICA	14	7B	7	7B	7B	7B	7B	14	21	21A	21A	14	14
U. S. S. R.	7B	7	7	7	7B	7B	7B	7B	14	14B	7B	7B	7B
EAST COAST	21	7A	7	7	7	7	7	7	14	21	21A	21A	21

First letter = day waves Second = night waves  
A = Next higher frequency may also be useful  
B = Difficult circuit this period F = Fair G = Good  
P = Poor \* = Chance of solar flares; # = of aurora

## DECEMBER

SUN	MON	TUE	WED	THU	FRI	SAT
		1	2	3	4	5
		G/G	G/F	G/F*	F/F*	G/F
6	7	8	9	10	11	12
G/G	G/G	G/G	G/G	G/F	F/F	G/F
13	14	15	16	17	18	19
G/G	G/G	F/F*	F/P*	G/P	G/G	G/G
20	21	22	23	24	25	26
G/F	G/F	G/F	F/F	G/F	G/G	G/G
27	28	29	30	31		
G/G	G/G	G/G	G/F	F/F		

# THE EVOLUTION OF A CHAMPION!

## FT-101ZD Mk III



The FT-101ZD Mk III is the latest chapter in the success story of the FT-101 line. Armed with new audio filtering for even better selectivity, the FT-101ZD now includes provision for an optional FM or AM unit. Compare features and you'll see why active operators everywhere are upgrading to Yaesu!

### Variable IF Bandwidth

Using two 8-pole filters in the IF, Yaesu's pioneering variable bandwidth system provides continuous control over the width of the IF passband — from 2.4 kHz down to 300 Hz — without the shortcomings of single-filter IF shift schemes. No need to buy separate filters for 1.8 kHz, 1.5 kHz, etc.

### Improved Receiver Selectivity

New on the FT-101ZD Mk III is a high-performance audio peak/notch filter. Use the peak filter for single-signal CW reception, or choose the notch filter for nulling out annoying carriers or interfering CW signals. In the CW mode, you can choose between the 2.4 kHz SSB filter and an optional CW filter (600 or 350 Hz) from the mode switch.

### Diode Ring Front End

The FT-101ZD now sports a high-level diode ring mixer in the front end. This type of mixer, well known for its strong signal performance, is your assurance of maximum protection from intermod problems on today's crowded bands.

### WARC Bands Factory Installed

The FT-101ZD Mk III comes equipped with factory installation of the new 10, 18, and 24 MHz bands recently assigned to the Amateur Service at WARC. In the meantime, use the 10 MHz band for monitoring of WWV!

### RF Speech Processor

Not an additional-cost option, the FT-101ZD RF speech processor provides a significant increase in average SSB power output, for added punch in those heavy DX pile-ups. The optimum processor level is easily set via a front panel control.

### Worldwide Power Capability

Every FT-101ZD comes equipped with a multi-tap power transformer, which can be easily modified from the stock 117 VAC to 100/110/200/220/234 VAC in minutes. A DC-DC converter is available as an option for mobile or battery operation.

### Convenience Features

Designed fundamentally as a high-performance SSB and CW transceiver, the FT-101ZD includes built-in VOX, CW sidetone, semi-break-in T/R control on CW, slow-fast-off AGC selection, level controls for the noise blanker and speech processor, and offset tuning for both transmit and receive. The Mk III optional FM unit may be used for 10 meter FM operation, or choose the optional AM unit for WWV reception or VHF AM work through a transverter (AM and FM units may not both be installed in a single transceiver).

### Full Line of Accessories

See your Yaesu dealer for a demonstration of the top performance accessories for the FT-101ZD, such as the FV-101Z External VFO, SP-901P Speaker/Patch, YR-901 CW/RTTY Reader, FC-902 Antenna Tuner, and the FTV-901R VHF/UHF Transverter. Watch for the upcoming FV-101DM Digital Memory VFO, with keyboard frequency entry and scanning in 10 Hz steps!

### Nationwide Service Network

During the warranty period, the Authorized Yaesu Dealer from whom you purchased your equipment provides prompt attention to your warranty needs. For long-term servicing after the warranty period, Yaesu is proud to maintain two fully-equipped service centers, one in Cincinnati for our Eastern customers and one in the Los Angeles area for those on the West Coast.

Note: A limited quantity of the earlier FT-101ZD (with AM as standard feature) is still available. See your Yaesu dealer. FT-101ZD Mk III designates transceivers bearing serial #240001 and up, with APF/Notch filter built in and AM/FM units optional.

681

Price And Specifications Subject To  
Change Without Notice Or Obligation

**YAESU** ✓ 83   
**The radio.**

YAESU ELECTRONICS CORP., 6851 Walthall Way, Paramount, CA 90723 • (213) 633-4007  
YAESU Eastern Service Ctr., 9812 Princeton-Glendale Rd., Cincinnati, OH 45246 • (513) 874-3100

# Small wonder.



## Processor, N/W switch, IF shift, DFC option

### TS-130S V

An incredibly compact, full-featured, all solid-state HF SSB/CW transceiver for both mobile and fixed operation. It covers 3.5 to 29.7 MHz (including the three new Amateur bands!) and is loaded with optimum operating features such as digital display, IF shift, speech processor, narrow/wide filter selection (on both SSB and CW), and optional DFC-230 digital frequency controller. The TS-130S runs high power and the TS-130V is a low-power version for QRP.

#### TS-130 SERIES FEATURES:

- **80-10 meters, including three new bands**  
Covers all Amateur bands from 3.5 to 29.7 MHz, including the new 10, 18, and 24-MHz bands. Receives WWV on 10 MHz. VFO covers more than 50 kHz above and below each 500-kHz band.
- **Two power versions...easy operation**  
TS-130S runs 200 W PEP/160 W DC input on 180-15 meters and 160 W PEP/140 W DC on 12 and 10 meters. TS-130V runs 25 W PEP/20 W DC input on all bands. Solid-state, wideband final amplifier eliminates transmitter tuning, and receiver wideband RF amplifiers eliminate preselector peaking.
- **CW narrow/wide selection**  
"N-W" switch allows selection of wide and narrow bandwidths. Wide CW and

SSB bandwidths are the same. Optional YK-88C (500 Hz) or YK-88CN (270 Hz) filter may be installed for narrow CW.

- **Built-in speech processor**  
Increases audio punch and average SSB output power, while suppressing sideband splatter.
- **SSB narrow selection**  
"N-W" switch allows selection of narrow SSB bandwidth to eliminate QRM, when optional YK-88SN (1.8 kHz) filter is installed. (CW filter may still be selected in CW mode.)
- **Sideband mode selected automatically**  
LSB is selected on 40 meters and below, and USB on 30 meters and above. SSB REVERSE position on MODE switch.
- **Built-in digital display**  
Six-digit green fluorescent tube display indicates actual operating frequency to 100 Hz. Also indicates external VFO or fixed-channel frequency. RIT shift, and CW transmit/receive shifts. Backed up by an analog subdial.
- **IF shift**  
Allows IF passband to be moved away from interfering signals and sideband splatter.
- **Built-in RF attenuator**  
For optimum rejection of intermodulation distortion.
- **Single-conversion PLL system**  
Improves stability as well as transmit and receive spurious characteristics.

#### Built-in VOX

For convenient SSB operation, as well as semibreak-in CW with sidetone.

#### Effective noise blanker

Eliminates pulse-type interference such as ignition noise.

#### Compact and lightweight

Measures only 3-3/4 inches high, 9-1/2 inches wide, and 11-9/16 inches deep, and weighs only 12.3 pounds.



#### Optional DFC-230 Digital Frequency Controller

Allows frequency control in 20-Hz steps with UP/DOWN microphone (supplied with DFC-230). Includes four memories (handy for split-frequency operation) and digital display. Covers 100 kHz above and below each 500-kHz band. Very compact.

More information on the TS-130 Series is available from all authorized dealers of Trio-Kenwood Communications, 1111 West Walnut Street, Compton, California 90220.

#### Matching accessories for fixed-station operation:

- PS-30 base-station power supply (remotely switchable on and off with TS-130S power switch).
- SP-120 external speaker
- VFO-120 remote VFO
- MC-50 50kΩ 500Ω desk microphone

#### Other accessories not shown:

- YK-88C (500 Hz) and YK-88CN (270 Hz) CW filters
- YK-88SN (1.8 kHz) narrow SSB filter
- AT-130 compact antenna tuner (80-10 m, including 3 new bands)
- MB-100 mobile mounting bracket
- MC-30S and MC-35S noise cancelling hand microphones
- PC-1 phone patch
- TL-922A linear amplifier
- HS-5 and HS-4 headphones
- HC-10 world digital clock
- PS-20 base-station power supply for TS-130V
- SP-40 compact mobile speaker
- VFO-230 digital VFO with five memories



Specifications and prices are subject to change without notice or obligation.