

GraybaR

Condensed Catalog

WALTER B. DAVIS
GraybaR
21-15 Bridge Plaza North
Exeter 2-2000
LONG ISLAND CITY 1, N. Y.

1954

SPRING EDITION

Everything
ELECTRICAL



NEW YORK

CONNECTICUT

NEW JERSEY

GRAYBAR ELECTRIC COMPANY

INCORPORATED

21-15 Bridge Plaza North
Long Island City 1, N. Y.

HERBERT METZ, District Manager
JOSEPH P. McCARTHY, District Sales Manager
JAMES M. ARTHUR, Manager, Lighting Sales
KERMIT B. GIROWARD, Manager, Telephone Sales
RANDALL G. BURNS, Manager, Lamp Sales
RICHARD W. GRIFFITHS, Manager, Communication Sales

EDWARD A. McGRATH, District Operating Manager
J. HENRY WENDT, District Credit Manager
WILLIAM M. COLLIER, Manager, Outside Construction Sales
HOMER HAYWARD, Manager, Inside Construction Sales
JAMES J. CONNOLLY, Manager, Electronics Sales
EDWIN J. HUSSEY, Manager, Power Apparatus Sales

BUFFALO 4, N. Y.
180 Perry Street
Telephone — Washington 3700
KARL L. THIELSCHER, Manager
NEWTON F. CLARK, Operating Manager

NEWARK 5, N. J.
2 Liberty Street
Telephone — Market 2-5100
FRANCIS C. SWEENEY, Manager
FRANCIS J. HALEY, Operating Manager

ROCHESTER 4, N. Y.
186 North Water Street
Telephone — Baker 7700
HAROLD G. LINDER, Manager
JOHN J. FITZPATRICK, Operating Manager

NEW BRUNSWICK, NEW JERSEY
2762 Livingston Avenue
Telephone — Charter 9-4300
WILLIAM G. TROMETTER, Manager
ROBERT H. SCHADE, Operating Manager

SYRACUSE 1, N. Y.
327 North West Street
Telephone — Syracuse 2-1281
WILLIAM McNULTY, Jr., Manager
ARTHUR C. GOODWIN, Operating Manager

NEW HAVEN 7, CONN.
25 Union Street
Telephone — University 5-4163
NORMAN E. OLSEN, Manager
JACOB L. SCHOCH, Operating Manager

ALBANY 4, N. Y.
40 Van Woert Street
Telephone — Albany 5-1564
HENRY J. FITZPATRICK, Manager
J. WILLIAM BLACKMAN, Operating Manager

WEST HARTFORD 6, CONN.
453 New Park Avenue
Telephone — Adams 3-2631
D. EDWIN SULLIVAN, Manager
EDWARD J. GRADY, Operating Manager

BINGHAMTON, N. Y.
518 Security Mutual Bldg.
Telephone — Binghamton 2-5926
MYRTON E. RANSOM, Resident Salesman

GENERAL INFORMATION

PRICES.—All Prices in this Condensed Catalog are F.O.B. our warehouses, except where otherwise shown.

ALL PRICES SUBJECT TO CHANGE WITHOUT NOTICE

TERMS.—Terms are 30 days net. Cash discounts shown will be allowed if your remittance is received on or before the 10th of the month following date of invoice. All bills net thereafter.

TAXES.—Prices shown do not include any tax on other Government charge which now exists or may hereafter be imposed by Federal, State or Local Authority. Orders are only accepted with the understanding that Buyer agrees to pay or reimburse the Seller for any such tax or the prices herein shown may be increased to the extent of such tax.

NEW CUSTOMERS.—Unless well rated by commercial agencies new customers will avoid delay in shipment of their first order due to credit investigation, by sending remittance with order, or permit us to make C.O.D. shipment.

Those wishing to establish credit relations should send references and brief statements of their financial condition.

SHIPMENTS.—Customers should give shipping directions with their orders, but if not given will use our best judgment in making selections of route. As experienced packers are employed, we are not responsible for breakages after having obtained "in good order" receipt from the transportation company. Goods ordered to be shipped by mail will be sent only at purchaser's risk.

RETURNED GOODS.—To save transportation charges, and to facilitate handling of goods upon receipt, you are requested not to return goods without having obtained shipping instructions from us.

GRAYBAR CONDENSED CATALOG

1954 SPRING EDITION

Contractor's Discount

50%


Exceptions:

GE Lamps on pages 123, 124, 125 and 126 are shown at manufacturer's list prices, subject to the discounts shown on these pages.

Motors and Controls on pages 91 thru 96 Incl. only are shown at manufacturer's list prices, subject to your motor or motor control discount.

Thousands of electrical items from hundreds of different manufacturers are shown and priced in this condensed catalog. For this reason, price fluctuation must be expected. Please consider prices herein as estimates only.

Be assured that at all times Graybar prices will reflect current market conditions, and will be competitive on materials of like quality.



REMOVE THIS NOTICE AND FILE FOR YOUR REFERENCE

RECEIVED BY THE UNITED STATES DEPARTMENT OF COMMERCE

WASHINGTON, D. C.

APR 10 1918

U. S. DEPARTMENT OF COMMERCE
BUREAU OF COMMERCE

[Faint, illegible text, likely bleed-through from the reverse side of the page]

CONDUIT AND FITTINGS

Graybar

SHERARDIZED OR GALVANIZED CONDUIT



10-ft. lengths with one coupling.

Size, In.	Weight Per 100 Ft., Lbs.	Per 100 Ft.	
		Less 5000 Lbs.	5000 Lbs. to C/L
1/2	81	\$ 25.80	\$ 23.50
3/4	110	33.20	30.20
1	160	46.40	42.36
1 1/4	211	62.80	57.22
1 1/2	267	75.10	68.30
2	340	100.50	91.42
2 1/2	555	158.20	143.90
3	715	207.40	188.58
3 1/2	870	272.00	247.28
4	1081	321.70	292.50
5	1388	519.20	472.00
6	1820	673.20	612.00

ENAMELED CONDUIT



10-ft. lengths with one coupling.

Size, In.	Weight Per 100 Ft., Lbs.	Per 100 Ft.	
		Less 5000 Lbs.	5000 Lbs. to C/L
1/2	81	\$ 22.00	\$ 20.00
3/4	110	28.20	25.70
1	160	39.60	36.00
1 1/4	211	53.50	48.70
1 1/2	267	63.90	58.10
2	340	85.40	77.70
2 1/2	555	135.10	122.90
3	715	176.40	160.40
3 1/2	870	231.00	210.00
4	1081	273.40	248.60
5	1388	440.20	400.20
6	1820	570.70	518.90

THIN WALL CONDUIT



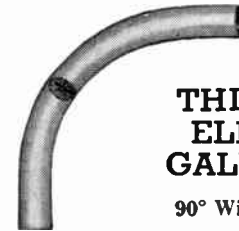
In 10-foot lengths; no couplings.

Size, In.	Weight Per 100 Ft., Lbs.	Per 100 Ft.	
		Less 25000 Ft.	25000 Ft. To C/L
1/2	32	\$14.12	\$12.56
3/4	49	19.92	17.10
1	71	27.58	24.52
1 1/4	100	38.50	34.30
1 1/2	118	43.90	39.02
2	150	57.18	50.82

CONDUIT ELBOWS



Size, In.	Per 100	
	Galvanized	Enameled
1/2	\$ 50.20	\$ 43.60
3/4	65.50	56.98
1	98.20	85.50
1 1/4	135.50	117.90
1 1/2	190.20	165.40
2	306.00	266.00
2 1/2	546.00	474.00
3	938.00	815.90
3 1/2	1752.00	1525.00
4	2032.00	1768.00
5	5430.00	4520.00
6	7360.00	6406.00



THIN WALL ELBOWS— GALVANIZED

90° Without Coupling

Size, In.	Each
1	\$0.62
1 1/4	.92
1 1/2	1.22
2	2.18

CONDUIT COUPLINGS



Size, In.	Per 100	
	Galvanized	Enameled
1/2	\$ 13.64	\$ 11.88
3/4	20.40	17.80
1	27.30	23.70
1 1/4	37.50	32.48
1 1/2	49.50	43.10
2	66.30	59.40
2 1/2	136.30	118.58
3	205.40	178.74
3 1/2	292.00	254.10
4	346.00	300.00
5	649.00	564.60
6	865.00	752.70

"ELECTRUNITE DEKORON-COATED" ELECTRICAL METALLIC TUBING



For use where corrosive atmospheres may attack wiring raceways.


Standard galvanized Thin Wall conduit with an 0.02" thick coating of black corrosion-resistant Polyethylene plastic coating applied to the outer surface by an extrusion process.

Furnished in 10' lengths. Couplings not included.

Size	1000 Ft. or More (1)	
	100 Ft.	1000 Ft.
1/2"	\$ 32.48	\$ 30.46 C Ft.
3/4"	44.40	41.62 C Ft.
1"	56.30	52.78 C Ft.
1 1/4"	79.02	74.08 C Ft.
1 1/2"	88.58	83.06 C Ft.
2"	113.90	106.78 C Ft.

"SEALTITE" FLEXIBLE STEEL CONDUIT

Underwriters Laboratories Approved



The moisture and oil-proof jacket is extruded over the square-locked galvanized steel flexible conduit.


It is bendable to small radii.

"SEALTITE" CONDUIT

Size, In.	100 to 999 ft.		
	Less 100 ft.	100 to 499 ft.	500 to 999 ft.
3/8	\$ 64.00 C	\$ 60.00 C	\$ 56.80 C
1/2	79.00 C	74.00 C	70.00 C
3/4	102.00 C	96.00 C	90.80 C
1	150.00 C	140.00 C	132.00 C
1 1/4	194.00 C	182.00 C	172.20 C
1 1/2	296.00 C	281.20 C	266.40 C
2	352.00 C	334.40 C	316.80 C

Fittings shown on page 2.

ORANGEBURG STANDARD FIBRE CONDUIT



For use with concrete encasement Harrington (Sleeve) Joint. One coupling furnished with each length.

Size I. D., In.	Std. Length, Ft.	Conduit		Elbow and Bends Each
		Lbs. Per 100 Ft.	Conduit Per 100 Ft.	
2	5	115	\$36.30	\$ 3.96
3	5	140	41.60	6.62
4	8	200	49.00	8.26
4 1/2	8	240	63.80	11.68
5	5	300	82.10	14.82

FLEXIBLE METALLIC CONDUIT



Size, In.	Feet in Coil	Less Coil, Per 100 Ft.		Full Coil, Per 100 Ft.	
		Weight, 100 Ft.	Per 100 Ft.	Per 100 Ft.	1000 Feet, Per 100 Ft.
5/16	250	16 lbs.	\$14.40	\$10.80	\$10.30
3/8	250	25 lbs.	17.50	13.10	12.50
1/2	100	50 lbs.	25.20	18.90	18.00
3/4	50	60 lbs.	32.20	24.20	23.00
1	50	108 lbs.	67.50	50.70	48.20
1 1/4	50	140 lbs.	84.10	63.20	60.10
1 1/2	25	180 lbs.	107.10	80.40	76.50
2	25	200 lbs.	137.80	103.40	98.40
2 1/2	25	256 lbs.	161.40	121.20	114.50
3	25	300 lbs.	216.20	162.40	154.40

All Items on This Page—Cash Discount 2% except Fibre Conduit—Net

Graybar

ENTRANCE FITTINGS -- SEALTITE CONNECTORS

SERVICE ENTRANCE FITTINGS

"CROUSE-HINDS"

1/2" to 2" Sizes—Form 8

Hoods removable for easy fishing or pulling wires.

Split composition covers with two holes and two knockouts.



Nos.	Size In.	K.O.	Each	\$150.00	
				List Asst.	List Asst.
F186	1/2	6	\$0.90	\$0.84	\$ 72.00 C
F285	3/4	5	1.20	1.12	96.00 C
F385	1	5	1.64	1.54	132.00 C
F487	1 1/4	7	2.12	2.02	174.00 C
F586	1 1/2	6	3.74	3.50	300.00 C
F686	2	6	7.64	7.14	612.00 C

2 1/2" to 6" Sizes—Form 6

Hoods removable for easy fishing or pulling wires.

Composition covers for 3-wire service.



Nos.	Size In.	Each	\$150.00	
			List Asst.	List Asst.
F766	2 1/2	\$22.94	\$ 21.42	\$ 18.36
F866	3	33.38	31.14	26.70
F963	3 1/2	44.48	41.50	35.58
F1063	4	55.58	51.86	44.46
FO1163	4 1/2
FO1263	5	119.34	102.30
FO1463	6	124.54	106.74



"APPLETON"

Hoods removable for easy fishing or pulling wires. Bake lite covers.

Nos.	Size In.	Each	Carton Each		Std. Pkg., Each	
			F-50-4	1/2	\$0.98	10 @ \$0.88
F-75-5	3/4	1.22	10 @ 1.10	40 @ .92		
F-100-5	1	1.70	5 @ 1.54	20 @ 1.28		
F-125S-7	1 1/4	1 @ 2.08	10 @ 1.74		
F-150-6	1 1/2	1 @ 3.84	5 @ 3.60		
F-200-6	2	1 @ 9.48	5 @ 7.90		

SERVICE ENTRANCE ELBOWS

(For Driven Ground)

Made especially for services that are grounded on the outside of buildings. The bottom hub is tapped for 1/2" conduit.



Nos.	Size In.	Each	APPLETON		CROUSE HINDS	
			Carton Each	Std. Pkg., Each	Carton Each	Std. Pkg., Each
11791	3/8 x 1/2	\$2.50	10 @ \$2.26	40 @ \$1.88		
11792	1 x 1 1/2	3.66	5 @ 3.28	20 @ 2.74		
11793	1 1/4 x 1 1/2	4.54	5 @ 4.08	10 @ 3.40		

HEAVY WALL

APPLETON "SLAY" WEATHERPROOF ENTRANCE ELBOWS

Furnished with blank cover and gasket.



Nos.	Size In.	Each	Carton Each	Std. Pkg., Each	
				31790	1/2
31791	3/4	1.52	10 @ 1.36	40 @ 1.14	
31792	1	2.34	5 @ 2.12	20 @ 1.76	
31793	1 1/4	3.72	5 @ 3.36	10 @ 2.80	

ENTRANCE ELBOWS

With weather-proof cover, mounts close to wall.



Nos.	Size In.	Each	Ctn., Per 100	Std. Pkg., Per 100	
				1490	1/2
1491	3/4	1.92	5 @ 1.50	50 @ 1.20	
1492	1	2.88	5 @ 2.26	25 @ 1.80	
1493	1 1/4	4.96	5 @ 3.88	10 @ 3.10	
1494	1 1/2	1 @ 6.26	5 @ 5.00	

SHORT END ELBOWS

Handy for use when necessary to terminate a conduit run in a sharp turn.



T&B Nos.	Appl. Nos.	Size In.	Each	Ctn., Each	Std. Pkg., Each	
					460	7490
461	7491	3/4	1.24	25 @ 1.12	100 @ .94	
462	7492	1	2.68	5 @ 2.42	20 @ 2.02	
463	7493	1 1/4	4.05	5 @ 3.64	20 @ 3.04	

SHORT ELBOWS



T&B Nos.	Appl. Nos.	Size In.	Each	Ctn., Each	Std. Pkg., Each	
					4250	7495
4251	7496	3/4	.92	25 @ .84	100 @ .70	
4252	7497	1	1.44	10 @ 1.28	40 @ 1.08	

CAPPED "Y" ELBOWS

Right angle fittings with weatherproof cover.



T&B Nos.	CRII Nos.	Size In.	Each	Std. Pkg., Per 100	
				1480	LBY1
1481	LBY2	3/4	1.45	50 @ 116.00 C	
1482	LBY3	1	2.06	25 @ 165.00 C	

THINWALL ENTRANCE FITTINGS



With Combination 2, 3 and 4 wire composition covers, removable heads.

Appl. Nos.	CRII Nos.	Size In.	Each	Std. Pkg.	
				FT50	186MT
FT75	285MT	3/4	1.40	40 @ 116.00 C	
FT100	385MT	1	1.96	20 @ 164.00 C	
FT125	487MT	1 1/4	3.90	10 @ 326.00 C	

APPLETON ENTRANCE ELBOWS



TYPE "SLAY"

For Thin Wall Conduit

Mount close to wall. Has self-locking weather-proof cover.

Nos.	Size In.	Each	Ctn., Each	Std. Pkg., Each	
				317T90	1/2
317T91	3/4	2.80	10 @ 2.52	20 @ 2.10	
317T92	1	3.72	5 @ 3.36	10 @ 2.80	
317T93	1 1/4	7.56	10 @ 6.30	

APPLETON SPECIAL ELBOWS

ENTRANCE TYPE "FEL"

For Thin Wall Conduit



Nos.	Size In.	Each	Ctn., Each	Std. Pkg., Each	
				37T90	1/2
37T91	3/4	1.76	10 @ 1.58	40 @ 1.32	
37T92	1	2.70	5 @ 2.42	20 @ 2.02	
37T93	1 1/4	3.81	5 @ 3.43	20 @ 2.86	

90° SHORT ELBOWS


For Thin Wall Conduit



T&B Nos.	Appl. Nos.	Size In.	Each	Ctn., Each	Std. Pkg., Each	
					4230	73T90
4231	73T91	3/4	1.86	25 @ 1.45	50 @ 1.16	
4232	73T92	1	2.84	5 @ 2.22	25 @ 1.78	
4233	1 1/4	7.20	2 @ 5.62	
4235	2	15.70	2 @ 12.30	


SEALTITE LIQUID-TIGHT CONNECTORS

For Use with Underwriters Approved Liquid-Tight Flexible Conduits




STRAIGHT CONNECTORS

Appleton Nos.	T&B Nos.	Size In.	Each	100 @	Std. Pkg.
ST38	5231	3/8	\$0.80	100 @	\$ 68.20 C
ST50	5232	1/2	.80	100 @	68.20 C
ST75	5233	3/4	1.18	50 @	99.00 C
ST100	5234	1	1.74	25 @	145.20 C
ST125	5235	1 1/4	2.88	25 @	240.00 C
ST150	5236	1 1/2	4.26	10 @	340.00 C
ST200	5237	2	7.88	5 @	630.00 C



45° ANGLE CONNECTORS

Appleton Nos.	T&B Nos.	Size In.	Each	50 @	Std. Pkg.
ST4538	5241	3/8	\$ 1.38	50 @	\$115.20 C
ST4550	5242	1/2	1.38	50 @	115.20 C
ST4575	5243	3/4	1.94	50 @	162.80 C
ST45100	5244	1	3.80	25 @	318.00 C
ST45125	5245	1 1/4	5.82	25 @	486.00 C
ST45150	5246	1 1/2	7.50	10 @	600.00 C
ST45200	5247	2	11.00	5 @	880.00 C



90° ANGLE CONNECTORS

Appleton Nos.	T&B Nos.	Size In.	Each	50 @	Std. Pkg.
ST9038	5251	3/8	\$1.38	50 @	\$115.20 C
ST9050	5252	1/2	1.38	50 @	115.20 C
ST9075	5253	3/4	1.94	50 @	162.80 C
ST90100	5254	1	3.80	25 @	318.00 C
ST90125	5255	1 1/4	5.82	25 @	486.00 C
ST90150	5256	1 1/2	7.50	10 @	600.00 C
ST90200	5257	2	11.00	5 @	880.00 C

Graybar

THINWALL COUPLINGS



T&B Nos.	Appl. Nos.	Size In.	Each	500 @	Std. Pkg.
5120	95T050	1/2	\$0.36	500 @	\$ 30.00 C
5220	95T075	3/4	.50	250 @	40.00 C
5320	95T100	1	.78	100 @	63.00 C
5420	95T125	1 1/4	1.30	25 @	105.00 C
5520	95T150	1 1/2	1.88	10 @	150.00 C
5620	95T200	2	2.62	5 @	210.00 C

THINWALL BOX CONNECTORS



T&B Nos.	Appl. Nos.	Size In.	Each	500 @	Std. Pkg.
5121	96T050	1/2	\$0.30	500 @	\$ 25.00 C
5221	96T075	3/4	.44	250 @	35.00 C
5321	96T100	1	.66	100 @	54.00 C
5421	96T125	1 1/4	1.18	25 @	95.00 C
5521	96T150	1 1/2	1.74	10 @	140.00 C
5621	96T200	2	2.50	5 @	200.00 C

T & B CONNECTOR WRENCHES



Tightens 1/2" and 3/4" thin wall couplings and connectors. Removes inside and outside burrs at cut ends. Drop forged steel.

No. 33..... Each \$3.40

NO-THREAD COUPLINGS AND CONNECTORS



COUPLINGS

T&B Nos.	Appl. Nos.	Size Inch	Each	Ctn., Each	Std. Pkg., Each
8120	82N80	1/2	\$1.31	50 @ \$1.03	100 @ \$0.82
8220	82N81	3/4	1.92	25 @ 1.50	50 @ 1.20
8320	82N82	1	3.10	5 @ 2.40	25 @ 1.92
8420	82N83	1 1/4	4.64	5 @ 3.62	25 @ 2.90
8520	82N84	1 1/2	5.72	2 @ 4.50	10 @ 3.58
8620	82N96	2	1 @ 10.40	5 @ 8.30
8720	82N90	2 1/2	1 @ 23.60	5 @ 18.80
8820	82N91	3	1 @ 31.20	5 @ 25.00

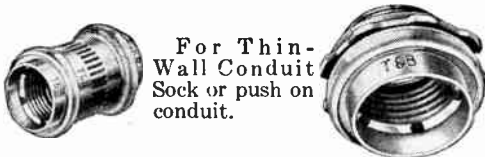
BOX CONNECTORS

T&B Nos.	Appl. Nos.	Size Inch	Each	Ctn., Each	Std. Pkg., Each
8121	80N95	1/2	\$0.86	25 @ \$0.68	100 @ \$0.54
8221	80N96	3/4	1.41	25 @ 1.10	50 @ .88
8321	80N97	1	1.86	5 @ 1.45	25 @ 1.16
8421	80N98	1 1/4	3.40	5 @ 2.66	25 @ 2.12
8521	80N99	1 1/2	4.70	2 @ 3.70	10 @ 2.94
8621	80N90	2	1 @ 7.30	5 @ 5.80
8721	80N91	2 1/2	1 @ 18.80	5 @ 15.00

Graybar

Graybar

THINWALL T & B "SOCKS"



For Thin-Wall Conduit Sock or push on conduit.

COUPLINGS

Nos.	Size In.	Each	50 @	250 @
5180	1/2	\$0.50	\$39.40 C	\$31.50 C
5280	3/4	.68	25 @ 52.50 C	100 @ 42.00 C
5380	1	.92	25 @ 72.00 C	50 @ 57.50 C

CONNECTORS

Nos.	Size In.	Each	200 @	1000 @
5181	1/2	.26	19.60 C	15.60 C
5281	3/4	.34	100 @ 26.00 C	500 @ 20.90 C
5381	1	.52	25 @ 40.00 C	50 @ 32.00 C

APPLETON "ECONOMY" TWO-PIECE BOX CONNECTORS



For Thin-Wall Conduit
Approved concrete-tight.
Speedier and easier to install
and leaves more wiring space
inside the box.

Nos.	Size In.	Each	200 @	Std. Pkg.
92T050	1/2	\$0.24	200 @	\$19.40 C
92T075	3/4	.32	100 @	28.00 C
92T100	1	.48	50 @	40.00 C

APPLETON COMBINATION NO-THREAD COUPLINGS



For connecting Flexible Metallic Conduit or Armored Bushed Cable to Thin-Wall Conduit.

Nos.	T.W. Size In.	B.X. Size In.	Each	Carton, Each	Std. Pkg., Per 100
18854	1/2	3/8	\$0.72	10 @ \$0.64	40 @ \$54.00
18855	1/2	1/2	1.02	10 @ .92	40 @ 76.00

ERICKSON COUPLINGS



For heavy wall conduit.

Nos.	Size Inch	Each	Ctn., Each	Std. Pkg., Each
675	1/2	\$ 0.96	50 @ \$ 0.74	100 @ \$ 0.60
676	3/4	1.26	25 @ .98	50 @ .78
677	1	2.24	5 @ 1.74	25 @ 1.40
678	1 1/4	4.32	5 @ 3.38	25 @ 2.70
679	1 1/2	5.50	5 @ 4.30	25 @ 3.40
680	2	11.10	5 @ 8.70	20 @ 6.90
681	2 1/2	19.20	5 @ 15.00	10 @ 12.00
682	3	28.80	5 @ 22.60	10 @ 18.00
683	3 1/2	46.40	2 @ 36.20	5 @ 29.00
684	4	52.80	2 @ 41.20	5 @ 33.00
686	5	1 @ 87.60	2 @ 70.00

T & B COMBINATION COUPLINGS



To connect flexible metallic conduit to heavy wall rigid conduit.

Nos.	Size Inch	Each	Ctn., Each	Std. Pkg., Each
440	1/2	\$0.98	10 @ \$0.78	50 @ \$0.62
441	3/4	1.34	10 @ 1.06	50 @ .84
442	1	1.89	5 @ 1.48	25 @ 1.18
443	1 1/4	3.30	5 @ 2.58	25 @ 2.04
444	1 1/2	4.80	5 @ 3.76	25 @ 3.00
445	2	6.82	5 @ 5.32	10 @ 4.26

BRIGEL



FOR THIN WALL

Simply place the connector or coupling on the end of the conduit and make four indentations with the tube indenter.

B-M BOX CONNECTORS

Nos.	Size In.	Each	Carton	Std. Pkg.
BM21	1/2	\$0.18	50 @ \$17.10 C	200 @ \$15.60 C
BM22	3/4	.32	25 @ 29.80 C	100 @ 27.10 C
BM23	1	.48	10 @ 43.40 C	50 @ 39.50 C

B-M COUPLINGS

Nos.	Size In.	Each	Carton	Std. Pkg.
BM41	1/2	\$0.16	50 @ \$14.10 C	200 @ \$12.80 C
BM42	3/4	.20	25 @ 18.50 C	100 @ 16.80 C
BM43	1	.32	10 @ 26.50 C	50 @ 27.10 C



B-M TOOLS

Nos.	Each
606—Indenter with jaws for 1/2" only.....	\$6.50
600—Indenter only for use with 1/2", 3/4", 1" jaws.....	9.50
6000—1/2" Indenter jaws only..... Per Set	6.50
6001—3/4" Indenter jaws only..... Per Set	6.50
6002—1" Indenter jaws only..... Per Set	6.50
1000—Thin wall holder, 1/2" to 1".... Each	4.50

Indenter jaws are for use with No. 600 indenter only.



O. Z. SPLIT COUPLINGS

When in open position coupling will slip over conduit and permit butting the ends. Fitting is then brought back in place, meshed and tightened, making a rigid connection.

Nos.	Conduit Size, In.	Each
SP125	1 1/4	\$ 4.20
SP150	1 1/2	4.62
SP200	2	5.68
SP250	2 1/2	8.50
SP300	3	11.52
SP350	3 1/2	15.44
SP400	4	20.96

**GRAYBAR HANDLES
COMPLETE LINE OF
TOOLS — SEE PAGES
68-84 INCL.**

HEAVY WALL FITTINGS



CONDUIT BUSHINGS

Size In.	Less Than 100	Pkg. Qty.
1/2	\$ 8.80 C	100 @ \$ 6.90 C
3/4	13.60 C	100 @ 10.60 C
1	22.40 C	50 @ \$17.50 C
1 1/4	30.40 C	50 @ 23.80 C
1 1/2	36.80 C	50 @ 28.80 C
2	70.50 C	25 @ 55.00 C
2 1/2	128.00 C	10 @ 100.00 C
3	160.00 C	10 @ 125.00 C
3 1/2	320.00 C	5 @ 250.00 C
4	384.00 C	5 @ 300.00 C
5	8.00 ea.	2 @ 6.26 ea.
6	14.40 ea.	2 @ 11.30 ea.
3/8	16.80 C	100 @ 13.10 C



O. Z. INSULATED BUSHINGS

All-Bakelite Bushings

They bounce when dropped—won't break even on concrete.

Nos.	Ctn.	Std. Pkg.	Size In.	Each	Carton	Std. Pkg.
A50	100	400	1 1/2	\$0.06	\$ 5.28	\$ 4.80
A75	100	400	3/4	.12	8.92	7.20
A100	50	200	1	.18	14.26	11.34
A125	25	100	1 1/4	.20	18.34	16.62
A150	25	100	1 1/2	.28	24.14	21.94
A200	20	40	2	.52	45.98	41.80
A250	...	20	2 1/2	1.12	69.36	
A300	...	10	3	1.22	76.00	
A350	...	10	3 1/2	1.52	95.00	
A400	...	10	4	1.82	114.00	



INSULATED METALLIC BUSHINGS

Bakelite. Bushings locked into cadmium finished malleable iron casting.

Nos.	Size In.	Each	Pkg. Quantity
B50	1/2	\$0.30	100 @ \$0.28 ea.
B75	3/4	.60	50 @ 0.57 ea.
B100	1	.90	25 @ 0.85 ea.
B125	1 1/4	1.20	20 @ 1.14 ea.
B150	1 1/2	1.50	20 @ 1.42 ea.
B200	2	2.10	10 @ 2.00 ea.
B250	2 1/2	2.90	10 @ 2.75 ea.
B300	3	4.00	5 @ 3.80 ea.
B350	3 1/2	5.10	5 @ 4.84 ea.
B400	4	6.60	5 @ 6.27 ea.

T & B INSULINER SLEEVES



Insulates and lines the end of the conduit and bushing mouth. Prevents cable insulation abrasion and shorts.

Nos.	Unit Pkg.	Std. Pkg.	Cond. Size In.	Each	Unit Pkg.	Std. Pkg.
422	25	50	1/2	\$0.26	\$ 20.60	\$ 16.50
423	25	50	3/4	.38	30.00	24.00
424	25	50	1	.44	34.40	27.50
425	20	40	1 1/4	.56	44.00	35.00
426	20	40	1 1/2	.64	50.00	40.00
427	15	30	2	.74	57.50	46.00
428	15	30	2 1/2	1.28	100.00	80.00
429	5	25	3	1.70	133.00	106.00
430	5	25	3 1/2	2.34	183.00	146.00
431	5	20	4	3.00	232.00	186.00
433	2	10	5	7.10	550.00	440.00
434	1	5	6	9.20	730.00	

St L 4

All Items on This Page—Cash Discount 5%



CAPPED BUSHINGS

T&B Nos.	Appl. Nos.	Size, In.	Each	Per 100
1460	BUC50	1/2	\$0.12	\$10.50
1461	BUC75	3/4	.12	12.00
			Each	50 @
1462	BUC100	1	\$0.18	\$18.00 C



CONDUIT PENNIES

Standard conduit bushings hold them snugly in place.

Nos.	Size, In.	Per 100
815	1/2	\$ 4.40
816	3/4	5.00
817	1	8.80
818	1 1/4	17.50
819	1 1/2	22.60
820	2	25.00



CONDUIT LOCKNUTS

Size In.	Less Than 100	Pkg. Quantity
1/2	\$4.50 C	100 @ \$3.50 C
3/4	5.10 C	100 @ 4.00 C

Size In.	Less Than 100	Carton	Std. Pkg.
1	\$0.10	50 @ \$ 7.30 C	500 @ \$ 5.80 C
1 1/4	.12	50 @ 9.40 C	200 @ 7.50 C
1 1/2	.14	50 @ 11.50 C	100 @ 9.20 C
2	.30	20 @ 23.00 C	40 @ 18.40 C
2 1/2	.54	10 @ 43.00 C	40 @ 34.20 C
3	.84	10 @ 66.00 C	40 @ 52.50 C
3 1/2	1.62	5 @ 128.00 C	20 @ 102.00 C
4	2.10	5 @ 163.00 C	20 @ 130.00 C
5	4.60	2 @ 3.60 ea.	10 @ 2.88 ea.
6	8.80	2 @ 6.90 ea.	10 @ 5.50 ea.



THIN WALL CONDUIT ADAPTERS

Nos.	Size Inch	Each	Carton	Std. Pkg.
80T60	1/2	\$0.18	50 @ \$0.16	200 @ \$13.60
80T61	3/4	.26	25 @ .22	100 @ 19.00
80T62	1	.38	25 @ .34	50 @ 28.20
80T63	1 1/4	.76	10 @ .68	20 @ 56.80
80T64	1 1/2	.88	5 @ .78	20 @ 65.00
80T65	2	2.52	5 @ 210.00

KNOCKOUT SEALS

Provides a neat method of sealing knockouts in cabinets, boxes, etc.



Nos.	Size K.O. Inch	Per 100
LBS-50	1/2	\$ 6.00
LBS-75	3/4	7.40
LBS-100	1	15.60
LBS-125	1 1/4	19.60
LBS-150	1 1/2	29.00
LBS-200	2	39.20



FEDERAL CLAMP BUSHINGS

Nos.	Knock-outs, In.	Size of Wire	Each	50 @	250 @
A1	3/8	10	\$0.16	\$14.00 C	\$12.00 C
A1 1/2	1/2	10	.18	15.40 C	13.20 C
A2	1/2	8	.18	15.40 C	13.20 C
A3	3/4	4	.20	18.20 C	15.60 C
			Each	25 @	125 @
A4	1	00	.30	26.60 C	22.80 C
A5	1 1/4	450000	.40	35.00 C	30.00 C
A6	2	1000000	.76	65.80 C	56.40 C

REDUCING WASHERS



To reduce the size of knock-outs. Galvanized finish.

Nos.	Size, In.	Each	Per 100
CF7336	3/4 x 1/2	\$0.04	\$ 3.80
CF7337	1 x 3/4	.08	6.50
CF7338	1 x 1/2	.08	6.50
CF7339	1 1/4 x 1	.12	10.50
CF7340	1 1/4 x 3/4	.12	10.50
CF7341	1 1/4 x 1/2	.14	12.30
CF7342	1 1/2 x 1 1/4	.14	12.30
CF7343	1 1/2 x 1	.14	12.30
CF7346	2 x 1	.20	15.80
CF7347	2 x 1 1/4	.20	15.80

CLOSE NIPPLES



Pipe Size, In.	Length, In.	Each
3/8	1	\$0.14
1/2	1 1/8	.16
3/4	1 3/8	.20
1	1 1/2	.28
1 1/4	1 5/8	.36
1 1/2	1 3/4	.44

SHORT NIPPLES



Pipe Size, In.	Length, In.	Each
3/8	1 1/2	\$0.16
1/2	1 1/2	.16
1/2	2	.18
3/4	2	.22
1	2	.32
1 1/4	2 1/2	.44
1 1/2	2 1/2	.50



LONG NIPPLES

Pipe Size, In.	Length 4" Each	Length 6" Each	Length 8" Each	Pipe Size, In.	Length 4" Each	Length 6" Each	Length 8" Each
1/2	\$0.26	\$0.34	\$0.46	1 1/2	\$0.50	\$0.68	\$0.90
3/4	.32	.40	.50	1 1/2	.64	.84	1.12
1	.42	.50	.68	2	.84	1.12	1.44



CHASE NIPPLES

Nos.	Size Inch	Each	Carton	Std Pkg.
841	3/8	\$0.42	100 @ \$32.60 C	1000 @ \$26.00 C
842	1/2	.16	100 @ 13.50 C	500 @ 10.00 C
843	3/4	.19	100 @ 17.50 C	200 @ 14.00 C
844	1	.36	25 @ 30.00 C	100 @ 24.00 C
845	1 1/4	.60	25 @ 47.00 C	100 @ 37.40 C
846	1 1/2	.82	10 @ 63.50 C	50 @ 50.60 C
847	2	1.28	5 @ 100.00 C	50 @ 80.00 C

C r a y b a r

CONNECTOR CHART

FOR NON-METALLIC SHEATH CABLE

Size	Straight Squeeze	Straight Set Screw	K. O. Size
14-2	3302	2020	1 1/2
14-2	7316	3100	1 1/2
14-3	3302	2020	1 1/2
14-3	7316	3100	1 1/2
12-2	3302	2020	1 1/2
12-2	7316	3100	1 1/2
12-3	3302 or 3312	2020	1 1/2
12-3	7316	3100	1 1/2
10-2	3302	1 1/2
10-2	7316	7275	1 1/2
10-3	3303 or 3312	1 1/2
8-2	3303 or 3312	3/4
8-3	3304 or 3312	3/4
6-2	3304 or 3312	1
6-3	3304	1

FOR "BX" CABLE

Size	Straight Squeeze	Straight Set Screw	Angle Squeeze	K.O. Size
14-2	253	240	266	1 1/2
14-2	7315V	300	1 1/2
14-2	3301	7225V	1 1/2
14-3	253	240	266	1 1/2
14-3	7315V	300	1 1/2
14-3	3301	7275V	1 1/2
14-4	7315V	300	266	1 1/2
12-2	253	240	266	1 1/2
12-2	7315V	300	1 1/2
12-2	3301	7225V	1 1/2
12-3	253	240	266	1 1/2
12-3	3301	300	1 1/2
10-2	253	240	266	1 1/2
10-2	300	1 1/2
10-3	260 or 3312	301	266	1 1/2
8-2	254 or 3312	241	268	1 1/2
8-3	278	303	279	3/4
6-2	278	303	279	3/4
6-3	255	304	270	3/4
4-2	255	304	270	3/4
4-3	264	305	270	3/4

FOR "BXL" CABLE

Size	Straight Squeeze	Straight Set Screw	Angle Squeeze	K. O. Size
14-2	253	240	266	1 1/2
14-2	7315V	300	1 1/2
14-3	253	240	266	1 1/2
14-3	300	1 1/2
12-2	260 or 3312	301	266	1 1/2
12-2	7315V	300	1 1/2
12-3	260 or 3312	241	266	1 1/2
12-3	301	1 1/2
10-2	260 or 3312	301	266	1 1/2
10-3	254 or 3312	241	272	1 1/2
8-2	278	268	1 1/2
8-3	278	268	1 1/2
6-2	255	270	3/4
6-3	255	270	3/4

FOR FLEXIBLE METALLIC CONDUIT

Size	Straight Squeeze	Straight Set Screw	Angle Squeeze	K. O. Size
5/16	253	240	266	1/2
3/8	7315V	300	1/2
1/2	253	240	266	1/2
3/4	7315V	300	1/2
1	254 or 3312	241	268	1/2
1 1/4	255	270	3/4
1 1/2	256	273	1
2	257	274	1 1/4
2 1/2	258	275	1 1/2
3	259	276	2
3 1/2	249	2 1/2
4	277	3

C r a y b a r

C r a y b a r

SHEATH CABLE "SNAP-IN" CONNECTORS



Pinch the sides, slip it in the knockout hole, insert the cable, turn down the screw, the clamp holds cable firmly.

For 14-2, 14-3, 12-2, 12-3 Sheath Cable.

No.	Each	100 @	1000 @
2020	\$0.16	\$12.50	\$10.00 C



For 14-2 to 10-2 BX or 14-2 to 10-2 Sheath Cable.

Nos.	Each	100	1000 @
3301	\$0.22	\$17.00	\$13.60 C

For Non-Metallic Sheath Cable.

Nos.	K. O., In.	Wire Size	Each	100	1000
3302	1/2	14-2 to 10-2	\$0.22	\$17.00	\$13.60 C

Nos.	K. O.	Wire Size	Each	25 @	100
3303	3/4	10-3 & 8-2	.58	.46	.38

Nos.	K. O.	Wire Size	Each	5 @	25 @
3304	1	6-2 & 4-2	.86	.66	.54

BX CONNECTORS

SET SCREW CONNECTORS



Nos.	Each	100	500 @
240	\$0.18	\$14.00	\$11.00 C

SQUEEZE CONNECTORS



No.	Each	100	500 @
253	\$0.20	\$16.30	\$13.00 C
254	.48	37.60	30.00 C
255	.56	44.00	35.00 C

FLEXIBLE CONDUIT CONNECTORS

"TITE BITE" CONNECTORS



Nos.	Each	100	500 @
300	\$0.22	\$17.00	\$13.60 C

Nos.	Each	50 @	100 @	500 @
301	\$0.50	50 @ \$0.38 ea.	100 @ \$31.00 C	
302	.50	50 @ .38 ea.	100 @ 31.00 C	
303	.58	50 @ .46 ea.	100 @ 36.00 C	
304	.58	25 @ .46 ea.	100 @ 36.00 C	
306	.92	10 @ .72 ea.	25 @ 58.00 C	
308	1.52	5 @ 1.19 ea.	10 @ 95.00 C	
310	2.72	5 @ 2.12 ea.	10 @ 170.00 C	
312	4.00	5 @ 3.12 ea.	10 @ 250.00 C	
314	6.72	2 @ 5.26 ea.	5 @ 420.00 C	
316	9.30	2 @ 7.30 ea.	5 @ 580.00 C	

STRAIGHT TYPE



Nos.	Each	Carton, Ea.	Std. Pkg.
260	\$0.48	50 @ \$0.36	100 @ \$30.00 C
254	.48	50 @ .36	100 @ 30.00 C
278	.56	25 @ .44	100 @ 35.00 C
255	.56	25 @ .44	100 @ 35.00 C
256	.88	10 @ .68	25 @ 55.00 C
257	1.44	5 @ 1.12	10 @ 90.00 C
258	2.64	5 @ 2.06	10 @ 165.00 C
259	3.84	5 @ 3.00	10 @ 240.00 C
249	6.24	2 @ 4.88	5 @ 390.00 C
277	8.80	2 @ 6.90	5 @ 550.00 C

FLEXIBLE CONDUIT CONNECTORS



90° ANGLE Squeeze Type

Nos.	Each	Carton, Ea.	Std. Pkg.
266	\$0.56	50 @ \$0.44	100 @ \$35.00 C
272	.88	25 @ .68	100 @ 55.00 C
268	.88	25 @ .68	100 @ 55.00 C
279	1.26	25 @ .98	50 @ 79.00 C
270	1.26	25 @ .98	50 @ 79.00 C
273	2.08	10 @ 1.63	25 @ 130.00 C
274	3.84	5 @ 3.00	10 @ 240.00 C
275	6.72	5 @ 5.26	10 @ 420.00 C
276	8.80	2 @ 6.90	5 @ 550.00 C



90° ANGLE "TITE-BITE"

Nos.	Size In.	Each	Ctn. Each, 50 @	Std. Pkg., 100 @
321	3/8	\$0.58	\$ 46.50	\$ 37.00 C
322	3/8	.92	72.50	58.00 C
323	1/2	.92	72.50	58.00 C
323VS	1/2	.92	72.50	58.00 C
324	3/4	1.34	105.00	84.00 C
325	3/4	1.34	105.00	84.00 C
326S	1	2.18	170.00	136.00 C
326	1	2.18	170.00	136.00 C
327	1 1/4	4.00	312.00	250.00 C
328	1 1/2	7.04	550.00	440.00 C
329	2	9.30	730.00	580.00 C
330	2 1/2	25.60	2000.00	1600.00 C
331	3	36.00	2820.00	2250.00 C

BOX CONNECTORS

NATIONAL'S

1/2" GREENFIELD CONNECTOR



This 1/2" Set Screw Connector is specially constructed for time-saving. Simply slip the 66 connector over the end of 1/2" Flexsteel and tighten the set screw with a screwdriver. A secure connection is assured.

Nos.	Each	50	500 @
66	\$0.18	\$15.90	\$14.40 C



DUPLIX CONNECTORS

For Flexsteel-BX

For 14-2, 14-3, 12-2 or 10-2 BX, 14-2 BXL. 3/8" flex. conduit. Fits 1/2" knockout.

Nos.	Ea.	50 Ea.	100 @
291	\$0.58	\$0.46	\$37.00

All Items on This Page—Cash Discount 5%

St L 5

THINWALL CONDUIT CLAMPS



1 HOLE, MALLEABLE IRON

Size In.	Each	Carton	Per 100	Std. Pkg.	Per 100
1/2	\$0.12	100 @	\$10.00	500 @	\$ 8.00
3/4	.16	50 @	13.80	500 @	11.00
1	.24	50 @	20.00	100 @	16.00
1 1/4	.40	25 @	32.60	100 @	26.00
1 1/2	.50	25 @	40.00	50 @	32.00
2	.90	10 @	71.50	25 @	57.00

JIFFY STEEL CLIPS



Nos.	Size, In.		100	500
125	1/4	BX	\$ 3.30	\$3.00 C
130	3/8	1/2 Thinwall	3.96	3.30 C
140	1/2	Rigid	4.18	3.52 C
145	5/8	3/4 Thinwall	5.28	4.40 C
150	3/4	Rigid	6.06	5.06 C
155	1	Thinwall	7.48	61.6 C
160	1	Rigid	9.02	7.48 C
170	1 1/4	Rigid	11.98	9.90 C

SNAP-ON-T. W. STRAPS



Heavy gauge steel, zinc coated. Big labor saver.

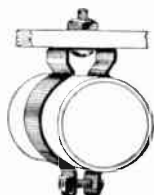
Nos.	Size In.	100	500
1701	1/2	\$ 5.50	\$ 5.00 C
1702	3/4	8.60	7.80 C
1703	1	12.50	11.40 C
1704	1 1/4	18.70	17.00 C

THINWALL CONDUIT DRIVE-IT-STRAPS



Nos.	Size In.	Each	100	1000 @
333	1/2	\$0.06	\$4.20	\$3.80 C
334	3/4	.08	6.70	6.10 C
335	1	.10	9.50	7.70 C

MINERALLAC CONDUIT AND CABLE HANGERS



Nos.	Conduit		Opening		Each	Per 100
	Heavy Wall, In.	Thin Wall, In.	Min. In.	Max. In.		
0	1/2	1/2	5/8	2 1/32	\$0.10	\$ 9.00
1	3/4	3/4	1 1/16	1 1/16	.12	10.00
2	1	1	1 1/16	1 11/32	.14	13.30
3	1 1/4	1 1/2	1 1/2	1 11/16	.16	14.50
4	1 1/2	...	1 11/16	1 31/32	.20	17.90
					Each	50 @
5	2	...	2 7/32	2 15/32	.22	19.30 C
6	2 1/2	...	2 11/16	3	.24	21.40 C

Stove bolts not included.

HEAVY WALL CONDUIT STRAPS



2-HOLE, GALVANIZED

Size, In.		Price Per Lb.	
		1 to 10 Lbs.	10 Lbs.
1/4 (90),	3/8 (50)	\$0.64	\$0.58
1/2 (45),	3/4 (30)	.58	.52
1 (17),	1 1/4 (13)	.56	.50
1 1/2 (11),	2 (7)	.56	.50
2 1/2 (5),	3 (4)	.64	.58

Figures shown in () is number per lb.

HEAVY WALL CONDUIT CLAMPS



1 HOLE, MALLEABLE IRON

Size In.	Each	Carton	Per 100	Std. Pkg.	Per 100
1/2	\$0.12	100 @	\$ 10.00	500 @	\$ 8.00
3/4	.16	50 @	13.80	500 @	11.00
1	.24	50 @	20.00	100 @	16.00
1 1/4	.40	25 @	32.60	100 @	26.00
1 1/2	.50	25 @	40.00	50 @	32.00
2	.90	10 @	71.50	25 @	57.00
2 1/2	1.60	10 @	125.00	25 @	100.00
3	2.24	10 @	175.00	25 @	140.00
3 1/2	3.20	5 @	250.00	10 @	200.00
4	7.20	5 @	562.00	10 @	450.00

CONDUIT CLAMP BACKS



(FOR THINWALL OR HEAVY WALL)

1-HOLE MALLEABLE

By raising conduit from surface, prevents moisture accumulation. They allow conduit to enter threaded hubs or knockouts of boxes in a straight line.

Nos.	Size In.	Each	Per 100
27150	1/2	\$0.14	100 @ \$ 11.00
27151	3/4	.16	100 @ 12.50
27152	1	.24	100 @ 20.00
27153	1 1/4	.34	40 @ 30.00
27154	1 1/2	.42	40 @ 38.00
27155	2	.66	20 @ 62.00
27156	2 1/2	1.04	20 @ 98.00
27157	3	1.64	20 @ 154.00
27158	3 1/2	2.20	10 @ 207.00
27159	4	2.30	10 @ 218.00

FULLMAN INSULATOR SUPPORTS



Galvanized finish. Furnished with washers and cadmium-plated square head set screws.

Nos.	Tapping	Each	100
400	1/4-20	\$0.52	\$ 44.10
401	3/16-18	.78	64.50
402	3/8-16	1.30	107.50
403	1/2-13	1.86	156.00

SHEATH CABLE STRAPS



No. 7146



No. 8067

Nos. 14-2 to 10-2

Nos.		100	500 @
7146	One-Hole Strap	\$0.56	\$0.52 C
8067	Two-Hole Strap	.56	.52 C

CABLE CLIPS



No. 91—For sheathed cable.
No. 90—For BX.

Nos.	Length, In.	100	500 @	2500 @
91	1 1/8	\$0.94	\$0.74 C	\$0.58 C
90	1 3/8	.98	.78 C	.62 C

ROMEX CLIPS



For 14-2, 12-2, 10-2, 14-3, 12-3 armored or non-metallic cable.

Nos.	100	500 @
CF8066	\$0.86	\$0.82 C

PLASTIC HEAD NAILS



Nos.	Size, In.	100	1000
F5 1/2	1/2	\$0.50	\$3.80
F5 5/8	5/8	.50	3.80
F5 3/4	3/4	.50	3.80
F5 7/8	7/8	.50	3.80

INSULATED STAPLES



No. 1—1/2" No. 3—3/4"
No. 5—5/8"

100 @	1000	5000
\$0.44	\$0.40 C	\$0.32 C

STRAP IRON

PERFORATED



For hanging conduit, pipe, etc. Size 3/4x1/8". Coil 10'.

Per ft \$0.08

100 ft. @ \$5.00

Graybar

STEEL WOOD SCREWS



Packed one gross to carton.

Size	Blued Per Gross	Size In.	Blued Per Gross	Size In.	Blued Per Gross
1/2x 6	\$1.04	3/4x 8	\$1.28	1 x10	\$1.96
3/4x 6	1.10	1 x 8	1.50	1 1/4x10	2.16
1/2x 7	1.16	1 1/4x 8	1.60	1 1/2x10	2.40
3/4x 7	1.18	1 1/2x 8	2.02	2 x10	2.88
1 x 7	1.38	2 x 8	2.18	2 1/2x10	3.42
1 1/4x 7	1.50	2 1/2x 8	2.94	3/4x12	2.02
1 1/2x 7	1.66	3/4x10	1.77		

FLAT HEAD IRON SCREWS



Packed one gross in carton.

Size	Bright Per Gross	Size	Bright Per Gross	Size	Bright Per Gross
3/4x 4	\$1.18	1 1/4x 6	\$1.68	1 1/4x 8	\$2.02
1 x 4	1.34	1 1/2x 6	1.86	1 1/2x 8	2.26
1 1/2x 5	1.10	3/4x 7	1.34	2 x 8	2.80
3/4x 5	1.18	1 1/4x 7	1.70	3/4x10	1.74
1 x 5	1.34	1 1/2x 7	1.98	1 x10	1.94
1 1/2x 6	1.16	3/4x 8	1.42	1 1/4x10	2.16
3/4x 6	1.24	1 x 8	1.66	1 1/2x10	2.40
1 x 6	1.48				

ROUND HEAD STEEL STOVE BOLTS

Furnished with nuts. 100 in carton.



Size, In.	100	1000 Per 100
3/16x 1/2	\$1.44	\$1.30
3/16x 3/4	1.52	1.40
3/16x1	1.62	1.50
3/16x1 1/4	1.78	1.62
3/16x1 1/2	1.90	1.74
3/16x2	2.38	2.18
1/4x 1/2	2.14	1.94
1/4x 3/4	2.24	2.04
1/4x1	2.38	2.18
1/4x1 1/4	2.60	2.34
1/4x1 1/2	2.82	2.56
1/4x2	3.26	2.98

★ STAR FIBRPLUG



Cat. No. 500

FIBRE SCREW ANCHORS

Use with wood screws and all types of self tapping gimlet point screws, when making fastenings to masonry, tile, plaster, gypsum walls, marble, slate, terra cotta and glass brick.

No.	Star Fibrplug Length Inches	Drill Size	No.	For Wood Screw Inches Length	Per 100
6	5/8	6	5-6	1	\$2.96
				1 1/4	3.08
				1 1/2	3.30
8	5/8	8	7-8	1	3.40
				1 1/4	3.52
				1 1/2	3.74
10	5/8	10	9-10	2-2 1/2	4.18
				1 1/4	3.74
				1 1/2	4.18
12	5/8	12	11-12	1 3/4	4.62
				2-2 1/2	5.06
				1 1/4	4.62
14	5/8	14		1 1/2	5.06
				1 3/4	5.50
				2-2 1/2	5.94
16	5/8	16		1 1/2	5.94
				1 3/4	6.60
				2-2 1/2	7.26
20	5/8	20		3-3 1/2	8.58
				1 1/2	6.72
				2-2 1/2	8.36
			3-3 1/2	10.00	
			1 1/2	9.90	
			2-2 1/2	12.10	
			3-3 1/2	14.30	

IRON MACHINE SCREWS



Round or Flat Head

Size In.	Per Gro.	10 Gro. Per Gro.	Size In.	Per Gro.	10 Gro. Per Gro.
5/32x 1/2	\$0.80	\$0.70	10/24x 1/2	\$1.14	\$1.00
5/32x1	1.02		10/24x 3/4	1.28	1.12
6/32x 1 1/2	1.48	1.32	10/24x1	1.40	1.18
6/32x2	1.76	1.56	10/24x1 1/4	1.68	1.52
8/32x 1/2	1.00	.90	10/24x1 1/2	1.88	1.70
8/32x 3/4	1.10	.98	10/24x2	2.32	2.12
8/32x1	1.26	1.12	1/4x20x 3/4	1.98	1.82
8/32x1 1/4	1.48	1.54	1/4x20x1	2.24	2.10
8/32x1 1/2	1.72	1.58	1/4x20x1 1/4	2.56	2.34
8/32x2	2.00	1.82	1/4x20x1 1/2	2.84	2.60
			1/4x20x2	3.44	3.12

HEXAGON STEEL MACHINE SCREW NUTS



Packed one gross in a carton.

Size, In.	Per Gross	10 Gro. Per Gro.
5/32	\$1.06	\$0.96
5/32	1.14	1.04
10/24	1.24	1.12
1/4-20	1.78	1.62

SHEET METAL SCREWS



Binding Head Type "P" Point Cadmium Plated

Size, In.	Per Gross
3/8x6	\$.90
5/8x8	1.25
1x8	1.40

TOGGLE BOLTS



For making attachments to hollow brick, tile or lath walls. Spring type complete with bolt.

Diam. and Lgth. Screw Inches	Std. Pkg.	Less Than Std. Pkg.	Per 100 Std. Pkg.
3/16x3	50	\$15.16	\$13.78
3/16x4	50	15.96	14.50
1/4x4	50	17.56	15.96
1/4x6	50	24.72	22.48

DIAMOND HAMMER DRIVE ANCHORS



Holds a greater load when fastened to stone than a wood screw of same diameter screwed into wood.

No special skill or tools needed; just drill hole, place shield through the hardware and hammer nail in.

No.	Size Dia. x Length In.	Std. Pkg.	Less Std. Pkg.	Std. Pkg.	Per 100
4314	3/16x 7/8	100	\$ 9.68	\$ 8.80	
4416	1/4x1	100	12.20	11.10	
4520	5/16x1 1/4	100	16.94	15.40	
4632	3/8x2	100	24.20	22.00	
4836	1/2x2 1/4	25	36.30	33.00	

Diamond Hammer Drive Anchors are packed with nails in same container.

CALKING ANCHORS



Consists of a cone shaped nut set in a lead sleeve. For anchoring machine screws to either brick or concrete.

CALKING TOOL

One Calking Tool packed in each box of Anchors without extra charge. Additional tools at nominal charge.



Screw Size	Std. Pkg.	Less Than Std. Pkg.	Per 100 Std. Pkg.
5/32	100	\$ 8.70	\$ 7.92
5/32	100	9.44	8.58
10/24	100	10.88	9.90
12/24	100	13.78	12.54
1/4-20	100	15.96	14.52
5/16-18	50	21.78	19.80
3/8-16	50	29.04	26.40
1/2-13	50	37.74	34.32
5/8-11	50	72.60	66.00

Screws Not Included.

DIAMOND DRILL HOLDERS



Style A To Fit DI ◇ FORGE and "DIAMOND N" POINTS

Nos.	Each
745	\$2.96



DI ◇ FORGE DRILLS

No.	Diameter In.	Length Over-all In.	Depth Of Hole In.	Each
720-3	3/16	2 3/4	1 3/8	\$1.62
720-4	1/4	3 3/8	1 3/4	1.62
720-5	5/16	4 3/8	2 1/2	1.92
720-6	3/8	5 1/8	3	2.22
720-7	7/16	5 1/4	3 1/4	2.82
720-8	1/2	5 7/8	3 1/4	4.02
720-9	9/16	5 7/8	3 3/4	4.32
720-10	5/8	6 1/8	4	4.32

LAG SCREW EXPANSION SHIELD



Made of High Carbon Malleable Iron STYLE "P"—LONG

No.	Dia. of Lag In.	Length In.	Drill Size In.	No. Per Box	Per 100
†1104	1/4	1 1/2	1/2	100	\$ 15.30
†1105	5/16	1 3/4	9/16	100	18.36
†1106	3/8	2 3/4	5/8	50	25.50
1108	1/2	3 1/2	3/4	50	38.76
1110	5/8	3 1/2	7/8	25	45.90
1112	3/4	3 1/2	1 1/8	25	66.30
1114	7/8	5	1 3/8	25	96.90
1116	1	5	1 1/2	25	112.20
1120	1 1/4	8	1 7/8	20	255.50

†These sizes furnished in die cast only. ††Can be supplied in die cast as well as malleable.



Prices do not include the lag Screw.



Graybar



Graybar



CROUSE-HINDS FORM SEVEN CONDULETS



THREADED

				
Nos.	Each	Size In.	No.	Each
A17	\$ 1.40	1/2	B17	\$ 1.40
A27	1.60	3/4	B27	1.60
A37	2.20	1	B37	2.20
A47	3.60	1 1/4	B47	5.00
A57	5.00	1 1/2	B57	6.00
A67	9.00	2	B67	10.40
A77	18.00	2 1/2	B77	34.00
A87	22.00	3	B87	36.00



				
C17	\$ 1.60	1/2	E17	\$ 1.40
C27	1.90	3/4	E27	1.60
C37	2.90	1	E37	2.20
C47	4.60	1 1/4	E47	3.40
C57	6.00	1 1/2	E57	4.80
C67	10.00	2	E67	8.80
C77	21.00	2 1/2	E77	18.00
C87	28.00	3	E87	22.00

				
LB17	\$ 1.60	1/2	LL17	\$ 1.60
LB27	1.90	3/4	LL27	1.90
LB37	2.90	1	LL37	2.90
LB47	4.60	1 1/4	LL47	4.60
LB57	6.00	1 1/2	LL57	6.00
LB67	10.00	2	LL67	10.00
LB777	21.00	2 1/2	LL777	21.00
LB87	28.00	3	LL87	28.00
LB97	46.00	3	LL97	46.00
LB107	52.00	4	LL107	52.00

				
LR17	\$ 1.60	1/2	LF17	\$ 1.80
LR27	1.90	3/4	LF27	2.20
LR37	2.90	1	LF37	3.00
LR47	4.60	1 1/4	LF47	6.40
LR57	6.00	1 1/2	LF57	8.80
LR67	10.00	2	LF67	12.60
LR777	21.00	2 1/2	LF777	24.00
LR87	28.00	3	LF87	30.00
LR97	46.00	3 1/2	LF97	50.00
LR107	52.00	4	LF107	56.00

				
T17	\$ 2.00	1/2	TB17	\$ 2.20
T27	2.40	3/4	TB27	2.60
T37	3.60	1	TB37	3.80
T47	5.40	1 1/4	TB47	5.80
T57	7.20	1 1/2	TB57	7.60
T67	11.20	2	TB67	12.00
T77	22.00	2 1/2	TB77	24.00

Larger sizes are available, but Form 8 listed on next page is recommended for ease of splicing.

				
X17	\$ 2.60	1/2	L17	\$ 1.80
X27	3.20	3/4	L27	2.20
X37	4.40	1	L37	3.00

Type X available in larger sizes, but Form 8 listed on next page recommended.



*Type L has 2 cover openings; furnished with 1 steel cover; can be used as LL or LR.



St L 8



All Items on This Page—Cash Discount 5%.

ADDITIONAL DISCOUNTS
 Less Than \$150.00 List.....25%
 \$150.00 to \$500.00 List.....30%
 \$500.00 List and Over.....40%
 All types may be assorted to obtain quantity discounts.

THREADLESS

					
Thin Wall	Thick Wall	Size In.	Each	Thin Wall	Thick Wall
C17MT	C197	1/2	\$ 2.40	LB17MT	LB197
C27MT	C297	3/4	3.10	LB27MT	LB297
C37MT	C397	1	4.50	LB37MT	LB397
C47MT	C497	1 1/4	7.40	LB47MT	LB497
C57MT	C597	1 1/2	10.00	LB57MT	LB597
C67MT	C697	2	16.00	LB67MT	LB697

					
LL17MT	LL197	1/2	\$ 2.40	LR17MT	LR197
LL27MT	LL297	3/4	3.10	LR27MT	LR297
LL37MT	LL397	1	4.50	LR37MT	LR397
LL47MT	LL497	1 1/4	7.40	LR47MT	LR497
LL57MT	LL597	1 1/2	10.00	LR57MT	LR597
LL67MT	LL697	2	16.00	LR67MT	LR697



			
Thin Wall	Thick Wall	Size In.	Each
T17MT	T197	1/2	\$ 3.20
T27MT	T297	3/4	4.20
T37MT	T397	1	6.00
T47MT	T497	1 1/4	9.60
T57MT	T597	1 1/2	13.20
T67MT	T697	2	20.20
X17MT	X197	1/2	4.20
X27MT	X297	3/4	5.60
X37MT	X397	1	7.60
X47MT	X497	1 1/4	11.80
X57MT	X597	1 1/2	16.00
X67MT	X697	2	26.00

COVERS

Blank Metal		1 to 6 Holes*			
Size In.	Steel No.	Each	Feraloy No.	Each	Porcelain Each
1/2	170	\$0.30	170f	\$0.70	\$0.46
3/4	270	.40	270f	.90	.62
1	370	.70	370f	1.40	1.00
1 1/4	470	1.00	470f	2.00	1.44
1 1/2	570	1.00	570f	2.00	1.44
2	670	1.70	670f	2.80	2.40
2 1/2 or 3	870†	2.60			3.56
3 1/2 or 4	970†	3.20			4.40

†Cast aluminum. *Specify No. of holes.



NIPPLE COVERS

				
Conduit Size	Nipple Size	Male No.	Female No.	Each
1/2	1/2	1724	1734	\$1.60
3/4	1/2	2724	2734	1.80

GASKETS



Size In.	Cork No.	Rubber No.	Vellumoid No.	Each
1/2	Gask 671	Gask 571	Gask 771	\$0.40
3/4	Gask 672	Gask 572	Gask 772	.40
1	Gask 673	Gask 573	Gask 773	.60
1 1/4	Gask 674	Gask 574	Gask 774	.80
1 1/2	Gask 675	Gask 575	Gask 775	.80
2	Gask 676	Gask 576	Gask 776	1.00
2 1/2 or 3	Gask 678	Gask 578	Gask 778	1.60
3 1/2 or 4	Gask 679	Gask 579	Gask 779	2.00

LAMP RECEPTACLES


		660 Watt, 600 Volt			
Nos.	Each	Size	Nos.	Each	Composition
1706	\$1.80	1/2	1726	\$2.00	
2706	2.00	3/4	2726	2.20	

With Shade Holder Groove


ATTACHMENT PLUG RECEPTACLES

		15 A., 125 V.—			
		10 A., 250 V. 2 Pole			
Nos.	Each	Size In.	Nos.	Each	Composition
1705	\$2.40	1/2	1715	\$2.70	
2705	2.80	3/4	2715	3.10	



COMPOSITION DUPLEX RECEPTACLES

				
Nos.	Each	Size In.	No.	Each
1748	\$2.40	1/2	1725	\$2.70
2748	2.80	3/4	2725	3.10

COMPOSITION DUPLEX 2W. 3P. RECEPTACLES

		U-Shaped Grounding Contact		
Parallel Slots Nos.	Each	Size In.	Tandem Slots Nos.	Each
1748	\$2.40	1/2	1788	\$5.30
2748	2.80	3/4	2788	5.70
3748	3.60	1	3788	6.50

INTERCHANGEABLE COVERS

		1755			
		2755		1785	
Size In.	Without Guard	With Guard	Nos.	Each	
1/2	{ For one receptacle switch or pilot light For switch only	1755	1755	\$1.20	
3/4		2755	2755	1.60	
1/2		1785	1785	1.40	

VAPORTIGHT SWITCH COVERS

		Size In.		Nos.		Each	
	1/2	1766	1766	\$5.60			
	3/4	2766	2766	6.00			

TYPE LBD

Complete with cover. Allows straight pull in either direction. 1/2 to 1" 1 1/4" and over*

Size In.	Nos.	Each	Size In.	Nos.	Each
1/2	LBD1100	\$2.60	1 1/4	LBD4400	\$13.00
3/4	LBD2200	3.20	1 1/2	LBD5500	23.00
1	LBD3300	4.80	2	LBD6600	25.00

*Available 1 1/4" through 6".


CONDULET REDUCERS

Size In.	Nos.	Price Per 100
3/4—1/2	RE21	\$ 43.20
1 — 3/4	RE32	57.20
1 — 1 1/2	RE31	57.20
1 1/4—1	RE43	86.60
1 1/4—3/4	RE42	86.60
1 1/4—1 1/2	RE41	86.60
1 1/2—1 1/4	RE54	126.80
1 1/2—1	RE53	126.80
1 1/2—3/4	RE52	126.80
2 — 1 1/2	RE65	177.60
2 — 1 1/4	RE64	177.60

Graybar

GRAYBAR

FORM EIGHT CONDULETS



Form 8 Condulets (1 1/4" to 4") have wider and longer wiring chambers than the same size in the Form 7.

Size Comparison—2" Type C Condulets

Size	Nos.	Each	Nos.	Each
1 1/4	C48	\$ 4.60	E48	\$ 3.40
1 1/2	C58	6.00	E58	4.80
2	C68	10.00	E68	8.80
2 1/2	C78	21.00	E78	18.00
3	C88	28.00	E88	22.00
3 1/2	C98	46.00	E98	32.00
4	C108	52.00	E108	38.00

Size	Nos.	Each	Nos.	Each
1 1/4	LL48	\$ 4.60	T48	\$ 5.40
1 1/2	LL58	6.00	T58	7.20
2	LL68	10.00	T68	11.20
2 1/2	LL78	21.00	T78	22.00
3	LL888	28.00	T88	32.00
3 1/2	LL98	46.00	T98	50.00
4	LL108	52.00	T108	56.00

Size	Nos.	Each	Nos.	Each
1 1/4	LB48	\$ 4.60	LR48	\$ 4.60
1 1/2	LB58	6.00	LR58	6.00
2	LB68	10.00	LR68	10.00
2 1/2	LB78	21.00	LR78	21.00
3	LB888	28.00	LR888	28.00
3 1/2	LB98	46.00	LR98	46.00
4	LB108	52.00	LR108	52.00

Size	Nos.	Each	Nos.	Each
1 1/4	TB48	\$ 5.80	X48	\$ 6.20
1 1/2	TB58	7.60	X58	8.00
2	TB68	12.00	X68	14.00
2 1/2	TB78	24.00	X78	26.00
3	TB88	34.00	X88	40.00
3 1/2	TB98	54.00	X98	58.00
4	TB108	58.00	X108	70.00

COVERS FOR FORM EIGHT CONDULETS

Size	Sheet Steel	Each	Cast Feralloy	Each
1 1/4, 1 1/2	580	\$1.00	580F	\$2.00
2	680	1.70	680F	2.80
2 1/2, 3	880	2.60	880F	3.40
3 1/2, 4	980	3.20	980F	5.00

COMPOSITION COVERS

Blank	2-5 Wire	Nos.	Each	Nos.	Each
1 1/4, 1 1/2	5870	\$ 4.00	5875	\$4.00	
2	6870	4.80	6875	4.80	
2 1/2, 3	8870	6.40	8875	6.40	
3 1/2, 4	9870	10.00	9875	10.00	

GASKETS FOR FORM EIGHT

Size	Cork	Rubber	Vellumoid	Each
1 1/4, 1 1/2	Gask 805C	Gask 805R	Gask 805V	\$0.80
2	Gask 806C	Gask 806R	Gask 806V	1.00
2 1/2, 3	Gask 808C	Gask 808R	Gask 808V	1.60
3 1/2, 4	Gask 809C	Gask 809R	Gask 809V	2.00

All Items on This Page—Cash Discount 5%

ADDITIONAL DISCOUNTS

Less Than \$150.00 List.....25%
 \$150.00 to \$450.00 List.....30%
 \$450.00 List and Over.....40%

All types may be assorted to obtain quantity discounts.

FS AND FD SINGLE GANG

THREADED

Size	Nos.	Each	Nos.	Each	Nos.	Each
1/2	FS1	\$2.90	FSC1	\$3.30	FSA1	\$2.90
3/4	FS2	3.10	FSC2	3.60	FSA2	3.10
1	FS3	3.40	FSC3	4.40	FSA3	3.40

For devices 1 1/8" deep or less.

Size	Nos.	Each	Nos.	Each	Nos.	Each
1/2	FD1	\$3.50	FDC1	\$3.90	FDA1	\$3.50
3/4	FD2	3.70	FDC2	4.20	FDA2	3.70
1	FD3	4.00	FDC3	5.00	FDA3	4.00

For devices 2 1/2" deep or less.

THREADLESS

Thin Wall	Thick Wall	Size	Each
FS1MT	FS191	1/2	\$3.30
FS2MT	FS291	3/4	3.80
FS3MT	FS391	1	4.30
FSC1MT	FSC191	1/2	4.10
FSC2MT	FSC291	3/4	5.00
FSC3MT	FSC391	1	6.20

SINGLE GANG COVERS

No.	Style	Material	Each
DS32	Toggle Switch	Sheet Steel	\$0.60
DS32g	Toggle Switch	Cast Feraloy	1.40
DS21	Single Receptacle	Sheet Steel	.60
DS10g	Single Receptacle	Cast* Feraloy	5.00
DS70g	Duplex Receptacle	Cast* Feraloy	6.00
DS23	Duplex Receptacle	Sheet Steel	.60
DS100	Blank	Sheet Steel	.40
DS100g	Blank	Cast* Feraloy	1.00

*With Gasket.

VAPORTIGHT COVERS

Nos.	Switch	No.	Switch	Each
DS108	Push	DS128	Toggle	\$7.00
DS181	Toggle			7.00



ATTACHMENT PLUG RECEPTACLES

Nos.	Description	Each
15-A., 125-V or 10-A., 250-V.	DS81 { Double T Slot 2-Wire, 2-Pole }	\$8.60
	DS82 { 2-Wire, 3-Pole }	12.60
	DS90 { 3-Wire, 3-Pole }	12.60

RECEPTACLES*

Pole	Nos.	Each	Nos.	Each
2	BRD6302	\$16.80	BRD8302	\$15.00
2	BRD6303	19.60	BRD8303	18.80

*Take BP plugs listed on page 11.

FS 2-GANG CONDULETS

Size	Nos.	Each	Nos.	Each
1/2	FS12	\$5.30	FSC12	\$5.70
3/4	FS22	5.50	FSC222	6.00
1	FS32	5.80	FSC32	6.80

For 2 devices 1 1/8" deep or less.

COVERS FOR 2-GANG FS

Nos.	Style	Material	Each
S322	Double Toggle Switch	Sheet Steel	\$1.20
S32232	Toggle and Duplex Receptacle	Sheet Steel	2.00

VAPORTIGHT COVERS

Nos.	Style	Material	Each
DS1082	Double Push Button	Cast Feraloy	\$12.00
DS1812	Double Toggle	Cast Feraloy	12.00

FS 3-GANG CONDULETS

Nos.	Each	Size	Nos.	Each
FS23	\$8.00	3/4	FSC23	\$8.50
FS33	8.30	1	FSC333	8.80

For 3 devices 1 1/8" deep or less.

COVERS FOR 3-GANG FS

Style	Material	Nos.	Each
S323	Tumbler	Sheet Steel	\$1.00
SS323	Flush Switches	Steel	1.80

VAPORTIGHT COVERS

Style	Material	Nos.	Each
DS1283	Plunger Type	Cast Feraloy	\$17.00

CGB CONNECTORS

Size Hub	Cable Size	Nos.	Each
CGB192	1/2	.125 to .250	\$2.00
CGB193	1/2	.250 to .375	2.00
CGB194	1/2	.375 to .500	2.00
CGB294	3/4	.375 to .500	2.00
CGB295	3/4	.500 to .625	2.00
CGB395	1	.500 to .625	4.00

Rubber bushing. Watertight. For connecting round cable.

GRAYBAR

GRAYBAR

VAPORTIGHT LIGHTING FIXTURES

Screw Guard Type

With Globe and Guard Without Globe and Guard

Size	Watts	Type V	Nos.	Each	Nos.	Each
1/2	100	V1759		\$18.00	V175	\$7.60
3/4	100	V2759		18.20	V275	7.80
1/2	200	V12009		21.60	V1200	9.40
3/4	200	V22009		21.80	V2200	9.60

Size	Watts	Type VDA	Nos.	Each	Nos.	Each
1/2	100	VDA1759		\$18.00	VDA175	\$7.60
3/4	100	VDA2759		18.20	VDA275	7.80
1/2	200	VDA12009		21.60	VDA1200	9.40
3/4	200	VDA22009		21.80	VDA2200	9.60

Size	Watts	Type VC	Nos.	Each	Nos.	Each
1/2	100	VC1759		\$18.40	VC175	\$8.00
3/4	100	VC2759		18.80	VC275	8.40
1/2	200	VC12009		22.00	VC1200	9.80
3/4	200	VC22009		22.40	VC2200	10.20

VAPOR-TIGHT CONDULETS (UNIVERSAL TYPE)

Supplied with 5 flush hubs, 4 around sides, one in top furnished with 4 flush plugs.

Screw Guard

Nos.	Watts	Size In.	Price
VXHA1199	100	1/2	\$20.40
VXHA2199	100	3/4	21.20
VXHA1299	200	1/2	28.80
VXHA2299	200	3/4	24.60

ARB LIGHTING FIXTURES

For 3 1/4" or 4" outlet boxes. With—Globe and Guard—Without.

Watts	Nos.	Each	Nos.	Each
100	ARB31	\$18.20	ARB32	\$7.80
200	ARB33	20.40	ARB34	8.20

ACCESSORIES AND PARTS

100 Watt 200 Watt

Straight Side Globes

Description	Nos.	Each	Nos.	Each
Clear	V75	\$3.20	V200	\$3.20
Pyrex	V63	5.00	V93	8.00
Ruby	VN75	6.80	V0205	9.40

Pear-Shaped Globes

Clear	V105	3.20	V205	3.20
-------	------	------	------	------

Guards for Straight Globes

Cast	V911	7.20	V912	9.00
------	------	------	------	------

Guards for Pear-Shaped Globes

Steel	V946	12.00	V947	14.00
-------	------	-------	------	-------

Reflector Holders

For use when guard is not furnished.

Cast	V623	2.00	V624	2.60
------	------	------	------	------

Porcelain Reflectors



Watts	Nos.	Each	Nos.	Each	Nos.	Each
100	SH27	\$11.00	SH57	\$ 9.00	SH67	\$ 8.00
200	SH29	15.00	SH59	13.00	SH68	14.00

Fixtures can be furnished with any combination of globes, guards, or reflectors shown above. Reflector holder is not required when guard is used.

VS VAPORTIGHT HAND LAMPS

Clamp Guard Style

Rubber Handle Nos.	Wood Handle Nos.	Globe	Watts	Each
VS20	VS91	5 5/8	60*	\$25.60
VS30	VS92	6 3/4	100**	25.60

*Also takes 100-watt, A21 lamp. **A23 lamp.

ADDITIONAL DISCOUNTS

Less Than \$150.00 List.....25%
 \$150.00 to \$450.00 List.....30%
 \$450.00 List and Over.....40%

All types may be assorted to obtain quantity discounts.

FIXTURE HANGERS

Ball Type



Strong, inexpensive, flexible fixture support. Types ALA and ALC replace box and aligner cover. UNJ screws into conduit hub.

Fix-Con-duit Stem	Nos.	Each	Nos.	Each	Nos.	Each
1/2 1/2	ALA1	\$4.00	ALC1	\$3.00	UNJ1	\$3.60
3/4 1/2	ALA21	4.40	ALC21	3.40	UNJ21	4.20
3/4 3/4	ALA22	4.80	ALC22	3.80	UNJ2	4.20



WEDGTITE PIPE HANGERS

For Supporting Conduit on I Beam at Parallel or Right Angle

Nos.	Size In.	Each
CHRP1	1/2	\$1.60
CHRP2	3/4	1.80
CHRP3	1	2.00

RS JUNCTION BOXES

Furnished with top cover and all necessary screws and gaskets. Take detachable hub plates listed below.

Inside Dimensions	Nos.	Each
8 1/2 x 8 1/2 x 4	RS1	\$37.00
8 1/2 x 4 1/2 x 4	RSM1	31.40
4 1/2 x 4 1/2 x 4	RSS1	27.00

THREADED HUB PLATES



For 8 1/2 x 4" Sides of RS and RSM

Size	Nos.	Each	Nos.	Each	Nos.	Each
1/2	RSP1	\$4.00	RSP11	\$4.40	RSP111	\$4.80
3/4	RSP2	4.20	RSP22	4.80	RSP222	5.40
1	RSP3	4.40	RSP33	5.20	RSP333	6.00
1 1/4	RSP4	4.60	RSP44	5.60	RSP444	6.60
1 1/2	RSP5	4.80	RSP55	6.20	RSP555	7.60
2	RSP6	5.00	RSP66	7.00		

Blank plate without hubs RSP0 3.80

For 4 1/2 x 4" Sides of RSM and RSS

Size	Nos.	Each	Nos.	Each
1/2	RSMP1	\$2.00	RSMP11	\$2.40
3/4	RSMP2	2.20	RSMP22	6.80
1	RSMP3	2.40		
1 1/4	RSMP4	2.60		
1 1/2	RSMP5	2.80		
2	RSMP6	3.00		

Blank plate without hubs RSMP0 1.80

Our Warehouse Has Complete Stocks

PLUGS AND RECEPTACLES



Arktite Circuit

Breaking Receptacles

250 Volts D.C., 600 Volts A.C. With weatherproof spring door.

Amp.	Wire	Pole	Size	Complete Nos.	Each	Recep. Only	Body Only
20	2	2	1/2	ARE2211	\$25.80	AR221	ARE13
30	2	3	1	ARE3323	35.80	AR332	ARE33
30	3	3	1	ARE3313	31.80	AR331	ARE33
30	3	4	1	ARE3423	39.00	AR342	ARE33
30	4	4	1	ARE3413	35.00	AR341	ARE33
60	2	3	1 1/4	ARE6324	56.00	AR632	ARE46
60	3	3	1 1/4	ARE6314	51.00	AR631	ARE46
60	3	4	1 1/4	ARE6424	64.00	AR642	ARE46
100	2	3	1 1/2	AREA10325	93.20	AR1032	AJ57
100	3	3	1 1/2	AREA10315	87.20	AR1031	AJ57
100	3	4	1 1/2	AREA10425	101.20	AR1042	AJ57
100	4	4	1 1/2	AREA10415	95.20	AR1041	AJ57

Plain Housing Without Spring Door

Amp.	Wire	Pole	Size	Complete Nos.	Each	Recep. Only	Body Only
20	2	2	1/2	ARE2231	\$23.00	AR223	ARE13
30	2	3	1	ARE3343	33.00	AR334	ARE33
30	3	3	1	ARE3333	29.00	AR333	ARE33
30	3	4	1	ARE3443	36.00	AR344	ARE33
30	4	4	1	ARE3433	32.20	AR343	ARE33
60	2	3	1 1/4	ARE6344	51.00	AR634	ARE46
60	3	3	1 1/4	ARE6334	46.00	AR633	ARE46
60	3	4	1 1/4	ARE6444	59.00	AR644	ARE46
100	2	3	1 1/2	AREA10345	87.20	AR1034	AJ57
100	3	3	1 1/2	AREA10335	81.20	AR1033	AJ57
100	3	4	1 1/2	AREA10445	95.20	AR1044	AJ57
100	4	4	1 1/2	AREA10435	89.20	AR1043	AJ57



ARKTITE PLUGS

With Rubber Cable Grip

Amp.	Wire	Pole	Cable Size	Nos.	Each
20	2	2	.250 to .500	APJ2251	\$22.00
30	2	3	.500 to .875	APJ3363	31.20
30	3	3	.500 to .875	APJ3353	27.20
30	3	4	.500 to .875	APJ3463	34.40
30	4	4	.500 to .875	APJ3453	30.40
60	2	2	.875 to 1.375	APJ6255	35.00
60	2	3	.875 to 1.375	APJ6365	43.00
60	3	3	.875 to 1.375	APJ6355	38.00
60	3	4	.500 to .875	APJ6463	47.00
100	2	3	.875 to 1.375	APJ10365	66.00
100	3	3	.875 to 1.375	APJ10355	60.00
100	3	4	.875 to 1.375	APJ10465	74.00
100	4	4	.875 to 1.375	APJ10455	68.00



TYPE BRME

30° Angle Receptacle
30 A., 250 V. A. C.

2-Pole Size	Spring Door Nos.	Each	Nos.	Plain Each
1/2	BRME61302	\$15.00	BRME1302	\$10.00
3/4	BRME62302	15.40	BRME2302	10.40
3-Pole				
3/4	BRME62303	\$17.80	BRME2303	\$12.80
1	BRME63303	18.20	BRME3303	13.20



TYPE BP PLUGS

30 A., 250 V. A. C.

For use with BRME and BRD plain or spring door. Takes armored cable or flexible conduit.

Poles	Clamp Size	Nos.	Each
2	.500 to .875	BP532	\$11.40
3	6.25 to 1.125	BP533	15.00



For use with BRME and BRD plain or spring door housings. Takes rubber cable.

Poles	Clamp Size	Nos.	Each
2	.500 to .625	BP6532	\$14.40
3	.625 to .750	BP6633	18.20



For use with BRD vaportight. Takes rubber cable.

Poles	Clamp Size	Nos.	Each
2	.500 to .625	BP8532	\$16.40
3	.625 to .750	BP8633	21.20

Graybar

GUA JUNCTION CONDULETS

With Screw Covers and Threaded Hubs

Nos.	Size, In.	Dia. of Cover Opening, In.	Body Depth, In.	Each
GUAC14	1/2	2	1 3/4	\$ 6.20
GUAC24	3/4	2	1 15/16	6.60
GUAC16	1/2	3	1 15/16	7.60
GUAC26	3/4	3	1 15/16	8.00
GUAC36	1	3	2 1/4	8.40
GUAC47	1 1/4	3 5/8	2 5/8	13.60
GUAC59	1 1/2	5	3 3/4	28.40

GUAB14	1/2	2	1 3/4	\$ 6.20
GUAB24	3/4	2	1 15/16	6.60
GUAB16	1/2	3	1 15/16	7.60
GUAB26	3/4	3	1 15/16	8.00
GUAB36	1	3	2 3/8	8.40
GUAB47	1 1/4	3 5/8	2 3/4	13.60
GUAB59	1 1/2	5	3 3/4	28.40

GUAL14	1/2	2	1 3/4	\$ 6.20
GUAL16	1/2	3	2 15/16	7.60
GUAL24	3/4	2	1 15/16	6.60
GUAL26	3/4	3	2 1/4	8.00
GUAL36	1	3	2 1/4	8.40
GUAL47	1 1/4	3 5/8	2 5/8	13.60
GUAL59	1 1/2	5	3 3/4	28.40

GUAT14	1/2	2	1 3/4	\$ 6.60
GUAT24	3/4	2	1 15/16	7.20
GUAT16	1/2	3	1 15/16	8.00
GUAT26	3/4	3	1 15/16	8.60
GUAT36	1	3	2 3/8	9.00
GUAT37	1	3 5/8	2 1/4	14.00
GUAT49	1 1/4	5	2 5/8	29.00
GUAT59	1 1/2	5	3 3/4	29.80

GUAX14	1/2	2	1 3/4	\$ 7.00
GUAX24	3/4	2	1 15/16	7.80
GUAX16	1/2	3	1 15/16	8.40
GUAX26	3/4	3	1 15/16	9.20
GUAX36	1	3	2 3/8	9.80
GUAX37	1	3 5/8	2 1/4	14.80
GUAX49	1 1/4	5	2 5/8	30.00
GUAX59	1 1/2	5	3 3/4	30.80

SPECIAL COVERS*



Surface



Sealing

Dia. Cover	Nos.	Each	Nos.	Each
2	GUA04	\$2.60	GUA041	\$3.20
3	GUA06	3.00	GUA062	4.00
3 5/8	GUA07	4.40	GUA072	5.20



1/2" Nipple



Union Hub

Cover Dia.	Fixture Stem In.	Nos.	Each	Nos.	Each
2	1/2	GUA0471	\$4.80	GUA0686	\$11.00
3	1/2	GUA0671	6.20	GUA0687	11.00
3	3/4

*Condulets are furnished with surface covers. If other covers are desired, add the difference in price.

UNIVERSAL JUNCTION BOXES

3/4" Hubs. 3 5/8" Dia. Cover
6 Hubs (2 in each end—1 in each side).

Nos.	Each
GUP215	\$10.40
10 Hubs (2 in each end—1 in each side). (4 in back.)	
Nos.	Each
GUP214	\$11.60

All Items on This Page—Cash Discount 5%

ADDITIONAL DISCOUNTS
Less Than \$150.00 List.....25%
\$150.00 to \$450.00 List.....30%
\$450.00 List and Over.....40%
All types may be assorted to obtain quantity discounts.

GUA JUNCTION CONDULETS

With Union Hubs and Nuts and Sleeves

A	B	C	Hub Sizes			E	Each
			Nos.	A	B		
GUAG6665	1/2	1/2	1/2	1/2	1/2		\$14.00
GUAG7775	3/4	3/4	3/4	3/4	3/4		14.00
GUAG6775	1/2	3/4	3/4	3/4	3/4		14.00
GUAG7665	3/4	1/2	1/2	1/2	1/2		14.00
GUAG6765	1/2	3/4	1/2	1/2	1/2		14.00
GUAG706	Without Nuts and Sleeves						11.00

GUAH6665	1/2	1/2	1/2	1/2	1/2	\$15.80
GUAH7775	3/4	3/4	3/4	3/4	3/4	15.80
GUAH6675	1/2	1/2	3/4	3/4	3/4	15.80
GUAH6675	1/2	1/2	3/4	3/4	3/4	15.80
GUAH706	Without Nuts and Sleeves					11.80

GUAP666765	1/2	1/2	1/2	3/4	1/2	\$17.60
GUAP666865	1/2	1/2	1/2	1	1/2	17.60
GUAP667775	1/2	1/2	3/4	3/4	3/4	17.60
GUAP667875	1/2	1/2	3/4	1	3/4	17.60
GUAP777775	3/4	3/4	3/4	3/4	3/4	17.60
GUAP777875	3/4	3/4	3/4	1	3/4	19.80
GUAP706	Without Nuts and Sleeves					12.60

GUA NUTS AND SLEEVES

For All Hubs 3/4" Max.			For "D" Hub GUAP		
Conduit Size	Nos.	Each	Nos.	Each	
1/2	GUH215	\$1.00	GUH315	\$1.40	
3/4	GUH25	1.00	GUH325	1.40	
1	GUH35	1.40	
Blank Cap GUH20		.60	GUH30	.80	

ECH FLEXIBLE COUPLINGS

Size In.	Nos.	Overall Lgth. Each	Flexible Lgth. In.	Nos.		Each
				ECH	ECH	
1/2	ECH14	\$19.00	8	4 3/4	ECH24	\$22.80
1/2	ECH16	21.00	10	6 3/4	ECH26	21.56
1/2	ECH18	23.00	12	8 3/4	ECH28	28.40
1/2	ECH110	25.00	14	10 3/4	ECH210	31.20
1/2	ECH112	27.00	16	12 3/4	ECH212	34.00

Other sizes, lengths, and connectors available on request.

CONDULET UNIONS

Size, In.	UNY-Male		UNF-Female	
	Nos.	Each	Nos.	Each
1/2	UNY105	\$ 2.00	UNF105	\$ 1.80
3/4	UNY205	2.90	UNF205	2.50
1	UNY305	5.00	UNF305	4.60
1 1/4	UNY405	7.80	UNF405	7.00
1 1/2	UNY505	10.00	UNF505	9.10
2	UNY605	12.80	UNF605	11.90

CLOSE-UP PLUGS

For closing unused hubs. Have recessed heads.					
Nos.	Size In.	Each	Nos.	Size In.	Each
PLG1	1/2	\$0.32	PLG4	1 1/4	\$0.60
PLG2	3/4	.40	PLG5	1 1/2	.80
PLG3	1	.48	PLG6	2	1.52



SEALING FITTINGS

With Female Hub Top and Bottom With Nipple for Converting Either End to Male Thread

Size In.	For Vertical Runs of Conduit		For Vertical or Horizontal Runs of Conduit	
	Nos.	List	Nos.	List
1/2	EYS-16	\$2.60	EZS-16	\$4.60
3/4	EYS-26	3.20	EZS-26	5.80
1	EYS-36	4.20	EZS-36	7.40
1 1/4	EYS-46	5.20	EZS-46	9.40
1 1/2	EYS-56	7.80	EZS-56	14.00
2	EYS-66	10.20	EZS-56	18.40
2 1/2	EYS-76	16.00	EZS-76	29.60
3	EYS-86	20.00	EZS-86	42.80



SEALING COMPOUND AND FIBER

1-lb. can with 3/4 oz. of fiber.
No. Chico A4.....Each \$4.00
1-lb. can without fiber
No. Chico A3.....Each \$2.60

DRAIN AND BREATHER VALVES



Water Only

Also available for use as water drain under oil. Manual operation.



Air Only

Size Pipe Thread	Nos.	Each	Nos.	Each
1/4	ECD281	\$6.60	ECD283	\$6.60
3/8	ECD381	6.60	ECD383	6.60
1/2	ECD11	6.60	ECD13	6.60



CONDULET ELBOWS

Male Nos.	Male and Female	Size, In.	Dimen. "A", In.	List Each	
EL-195	EL-196	1/2	1 1/2	\$2.40	
EL-295	EL-296	3/4	1 5/8	2.80	
EL-395	EL-396	1	1 7/8	3.40	
EL-495	EL-496	1 1/4	2 1/8	4.00	
		Female			
		EL-19	1/2	1 1/16	\$1.00
		EL-29	3/4	1 1/16	1.40
		EL-39	1	1 13/16	1.80
		EL-49	1 1/4	2 1/16	3.00



Dead End

TUMBLER SWITCH CONDULETS



Thru-Feed

20A., 125-V.—10A., 250-V.

Size In.	Switch	Nos.	Each	Nos.	Each
1/2	1-Pole	EFS1129	\$21.80	EFSC1129	\$22.20
3/4	1-Pole	EFS2129	22.00	EFSC2129	22.60
1	2-Pole	EFS118	22.20	EFSC118	22.60
3/4	2-Pole	EFS218	22.40	EFSC218	23.00

15A., 125-V.—10A., 250-V.

1/2	3-Way	EFS1130	\$23.40	EFSC1130	\$23.80
3/4	3-Way	EFS2130	23.60	EFSC2130	24.20



GUSC TUMBLER SWITCH CONDULETS

Rating—30 Amp., 250-V. 2 H.P. 115-220-V.
A.C. 1 H.P., 460-V. A.C.

Size In.	Switch	Nos.	Each
3/4	2-Pole	GUSC2052-AH	\$32.40
Rating—30 Amp., 250-V. 20 Amp., 600-V. 2 H.P., 115-575 V. A.C.			
3/4	3-Pole	GUSC2013-AH	\$43.80

Graybar

Graybar



COMBINATION LINE STARTER WITH CIRCUIT BREAKER NEMA Types VII and IX

Provides motor circuit disconnect with overload and short circuit protection plus overload and undervoltage protection and remote control of the motor. More convenient and less costly than using separate enclosures for breaker and starter.

EPC Combination Starters & Breakers 220 Volt - Three Phase

Nos.	Starter Size	H.P.	Each
EPC10148-DT15-D623	0	2	\$ 450.00
EPC10148-DT30-D623	1	5	460.00
EPC10149-DT50-D623	2	10	620.00
EPC10162-DT70-D623	2	15	648.00
EPC10163-DT100-D623	3	25	1048.00
EPC10311-DT125-D623	3	30	1296.00
EPC10312-DT225-D623	4	50	1666.00

440 Volt - Three Phase

Nos.	Starter Size	H.P.	Each
EPC10161-DT15-D643	0	2	\$ 500.00
EPC10161-DT15-D643	1	3	510.00
EPC10161-DT30-D643	1	7 1/2	510.00
EPC10162-DT30-D643	2	10	670.00
EPC10162-DT50-D643	2	20	670.00
EPC10162-DT70-D643	2	25	694.00
EPC10163-DT100-D643	3	40	1084.00
EPC10311-DT125-D643	3	50	1296.00
EPC10312-DT150-D643	4	75	1666.00

PUSH BUTTON STATION CONDULETS



Standard Duty 600-V.



Thru-Feed

Dead End With momentary contact switches. Name plate "Start-Stop."

Size	Nos.	Each	Nos.	Each
1/2"	EFS115	\$33.60	EFSC115	\$34.00
3/4"	EFS215	33.80	EFSC215	34.40



With 110-V. Red Pilot Light



Thru-Feed

Hub	Nos.	Each	Nos.	Each
3/4"	EFS225-J1	\$65.00	EFSC225-J1	\$65.60

*Can be supplied with transformer for 220, 440, or 550-volt operation. Other colors are available.

EXPLOSION-PROOF PILOT LIGHTS



Factory Sealed With mounting lugs. Furnished with 6 watt S-6 lamp and Red jewels, with mounting lugs.



Type EFS One Hub

Nos.	Volts	Hub In.	List
EFS1524-J1	110	1/2"	\$31.20
EFS2524-J1	110	3/4"	31.40
EFS1524-J1-T2	220	1/2"	43.20
EFS2524-J1-T2	220	3/4"	43.40
EFS1524-J1-T4	440	1/2"	43.20
EFS2524-J1-T4	440	3/4"	43.40

With One Hub in Each End

Nos.	Volts	Hub In.	List
EFSC1524-J1	110	1/2"	\$31.60
EFSC2524-J1	110	3/4"	32.00
EFSC1524-J1-T2	220	1/2"	43.60
EFSC2524-J1-T2	220	3/4"	44.00
EFSC1524-J1-T4	440	1/2"	43.60
EFSC2524-J1-T4	440	3/4"	44.00

ADDITIONAL DISCOUNTS
 Less Than \$150.00 List.....25%
 \$150.00 to \$450.00 List.....30%
 \$450.00 List and Over.....40%
 All types may be assorted to obtain quantity discounts.

TYPE FSQ EXPLOSION-PROOF PLUGS AND RECEPTACLES

Plug cannot be inserted or removed with switch "On"



Two-Wire Three-Pole 30-Amps. 250-V. A.C. or D.C. 2 H.P., 230-V.—1 H.P. 460-V. A.C.

30 Amp. Receptacles

Nos.	Hub	Each
FSQ230	3/4" Top	\$96.00
FSQC230	3/4" Top & Bottom	96.00



30 Amp. FSQC Receptacle with Spring Door Closed

30-Amp. Plugs

Nos.	Cable Dia.	Each
BP49	.375 to .50	\$24.00
BP59	.50 to .625	24.00



Two-Wire Three-Pole 10 Amps. 250-V. A.C. or D.C. 10-Amp. Receptacle

Nos.	Hub	Each
FSQ223	3/4" top only	\$72.00
FP23	.375 to .500	\$16.00

TYPE CES EXPLOSION-PROOF "ARKTITE" DELAYED ACTION PLUGS AND RECEPTACLES



30-A. 115 to 230-V. A.C.: 7-A. 460-V. A.C. 1-Phase—1 1/2 H.P., 230-V.: 1/2 H.P. 460-V. 3-Phase—3 H.P., 460-V.: 1 H.P. 460-V.

Nos.	Size In.	Poles	Each
CES2213	3/4"	2-W., 3-P.	\$ 94.00
CES2214	3/4"	3-W., 4-P.	100.00
CPH7713	*	2-W., 3-P.	\$44.00
CPH7714	*	3-W., 4-P.	47.00

*Cable size .500" to .875" diameter. Other sizes available.

TYPE CPS EXPLOSION-PROOF Delayed Action "ARKTITE" Receptacles



15-A. 115-230-V. A.C.; 1 H.P. 2-Wire, 3-Pole

Size In.	Dead End	Each	Thru-Feed	Each
1/2"	CPS14-120	\$51.60	CPS14-121	\$52.20
3/4"	CPS14-20	52.20	CPS14-21	53.00

Type CPP Plugs for Above

Nos.	Cable Dia.	Each
CPP316	1/4" - 3/8"	\$20.00
CPP416	3/8" - 1/2"	20.00



TYPE EVH EXPLOSION-PROOF AND DUST-TIGHT HAND LAMPS

Nos.	Lamp Size	Each
EVH40	40 Watt	\$ 66.90
EVH110	100 Watt	109.40

EXPLOSION-PROOF LIGHTING FIXTURES



Pendant

With Globe and Guard Sealed for safety with threaded joints. Has exclusive shock-absorbing socket.



Ceiling

Size Hubs In.	Watts	Nos.	Each	Nos.	Each
1/2"	60	EVA140	\$39.50	EVCX140	\$52.30
3/4"	60	EVA240	39.80	EVCX240	53.20
1/2"	100	EVA110	59.00	EVCX110	72.10
3/4"	100	EVA210	59.30	EVCX210	73.00
1/2"	150	EVA115	59.00	EVCX115	72.10
3/4"	150	EVA215	59.30	EVCX215	73.00
1/2"	200	EVA120	84.80	EVCX120	97.90
3/4"	200	EVA220	85.10	EVCX220	98.80
3/4"	500	EVA230	139.90	EVCX230	154.40
3/4"	500	EVA250	273.00	EVCX250	289.10

No. EVA220 can also be used with 300 watt medium base lamp.

REFLECTORS FOR EV SERIES



Dome



Shallow



30° Angle

Watts	Nos.	Each	Nos.	Each	Nos.	Each
60	EV481	\$7.60	EV485	\$6.90	EV487	\$8.40
100	EV181	8.40	EV185	7.60	EV187	9.10
150	EV581	9.90	EV585	9.10	EV587	10.60
200	EV281	11.40	EV285	10.60	EV287	13.20
300	EV381	19.80	EV385	19.00	EV387	13.70
500	EV681	19.80				

DUST-TIGHT LIGHTING FIXTURES

Class II, Groups E, F, and G; Class III



Pendant Type DLA

Pendent Type DLA

Nos.	Lamp Watts In.	Hub Size In.	Each
DLA101	100	1/2"	\$29.50
DLA201	100	3/4"	29.50
DLA121	200	1/2"	34.50
DLA221	200	3/4"	34.50



Ceiling Type DLC

Ceiling Type DLC

Nos.	Lamp Watts In.	Hub Size In.	Each
DLC50F	100	1/2"	\$29.50
DLC20F	200	3/4"	34.50



Dome



30° Angle

Reflectors

Nos.	Lamp Watts In.	Dia. In.	Each
DL23	100	12	\$ 5.50
DL24	200	18	15.60
DL63	100	10	7.00
DL64	200	12	9.30

MOUNTS ON CPS CONDULETS



Dead End



Thru-Feed



"X"

Nos.	Hub Size In.	Each
CPS102	1/2"	\$5.40
CPS202	3/4"	5.60
CPS1102	1/2"	5.80
CPS2102	3/4"	6.20
CPS142	1/2"	6.60
CPS242	3/4"	7.40

Hub Covers for CPS Condulets for Mounting Pendant Fixtures.

Nos.	Hub Size In.	Each
DL1	1/2"	\$4.00
DL2	3/4"	4.20

TYPE TW

60° C.—140° F.—600-Volt
THERMOPLASTIC INSULATION
Price Per 1000 Feet
SOLID CONDUCTOR



Size	No. of Strands	Under \$100	\$100 to \$1000	Over
		List Value of Col. C A	List Value of Col. C B	\$1000 List Value C
14	1	\$ 23.00	\$ 18.40	\$ 17.20
12	1	32.60	26.20	24.40
10	1	49.40	39.80	37.00
8	1	79.40	64.00	59.60

STRANDED CONDUCTOR



14	7	\$ 35.00	\$ 28.20	\$ 26.20
12	7	47.80	38.40	35.80
10	7	66.60	53.80	50.00
8	7	100.00	80.60	75.00
6	7	180.80	145.80	135.60
4	7	270.00	218.00	202.00
2	7	370.00	298.00	278.00
1	19	510.00	410.00	382.00
1/0	19	624.00	504.00	468.00
2/0	19	754.00	608.00	566.00
3/0	19	910.00	734.00	682.00
4/0	19	1138.00	918.00	854.00

CIRCULAR MIL SIZES

250 MCM	37	\$1404.00	\$1134.00	\$1054.00
300 MCM	37	1644.00	1326.00	1234.00
350 MCM	37	1850.00	1492.00	1388.00
400 MCM	37	2088.00	1684.00	1566.00
500 MCM	37	2604.00	2100.00	1954.00

STANDARD COLORS

Sizes No. 14 to 10—Black, White, Red, Blue, Green, Yellow, Orange.
Sizes No. 8 to 2—Black, White, Red.
Sizes No. 1.

TYPE RL

60° C.—140° F.—600 Volts
Code Grade—Lead Covered
Price Per 1000 Feet

SINGLE CONDUCTOR—SOLID



Size	Under \$100	\$100 to \$1000	Over \$1000
	List Value of Col. C A	List Value of Col. C B	List Value C
14	\$119.80	\$ 96.60	\$ 89.80
12	143.20	115.40	107.40
10	232.00	187.00	174.00

TWO-CONDUCTOR—SOLID



14	\$190.80	\$154.00	\$143.20
12	278.00	224.00	208.00
10	374.00	302.00	280.00

All Items on This Page—Cash Discount 2%

TYPE R

60° C.—140° F.—600 Volts
Code Grade Braided
Price Per 1000 Feet
SOLID SINGLE BRAID



Cond. Size	Under \$100	\$100 to \$1000	Over \$1000
	List Value of Col. C A	List Value of Col. C B	List Value C
14	\$23.00	\$18.40	\$17.20
12	32.60	26.20	24.40
10	49.40	39.80	37.00
8	79.40	64.00	59.60

SOLID DOUBLE BRAID



14	\$31.40	\$25.40	\$23.60
12	42.60	34.40	32.00
10	58.40	47.00	43.80
8	89.80	72.40	67.40

STRANDED SINGLE BRAID



14	\$33.80	\$27.40	\$25.40
12	46.20	37.20	34.60
10	64.80	52.20	48.60
8	97.40	78.40	73.00

STRANDED DOUBLE BRAID



8	\$ 109.40	\$ 88.20	\$ 82.00
6	175.60	141.60	130.80
4	260.00	208.00	194.40
2	366.00	294.00	274.00
1	490.00	396.00	368.00
1/0	608.00	490.00	456.00
2/0	736.00	594.00	552.00
3/0	890.00	718.00	668.00
4/0	1110.00	894.00	832.00

CIRCULAR MIL SIZES

250,000	\$1380.00	\$1114.00	\$1036.00
300,000	1610.00	1298.00	1208.00
350,000	1800.00	1452.00	1350.00
400,000	2032.00	1638.00	1524.00
500,000	2546.00	2054.00	1910.00
600,000	3148.00	2540.00	2362.00
700,000	3586.00	2892.00	2690.00
750,000	3808.00	3070.00	2856.00
800,000	4012.00	3236.00	3010.00
900,000	4468.00	3604.00	3352.00
1,000,000	4986.00	4020.00	3740.00

TYPE RH-RW

600 VOLTS—DUAL RATED INSULATION
For wet locations or max. temperature of 167° F. (75° C.).
Price Per 1000 Feet

SOLID SINGLE BRAID



Cond. Size	Under \$100	\$100 to \$1000	Over \$1000
	List Value of Col. C A	List Value of Col. C B	List Value C
14	\$30.40	\$24.60	\$22.80
12	43.40	35.00	32.60
10	61.40	49.40	46.00
8	97.60	78.60	73.20

SOLID DOUBLE BRAID



14	\$39.40	\$31.80	\$29.60
12	49.40	39.80	37.00
10	70.40	56.80	52.80
8	104.20	84.00	78.20

STRANDED SINGLE BRAID



14	\$49.00	\$39.60	\$36.80
12	64.00	51.40	48.00
10	86.60	69.80	65.00
8	126.40	102.00	94.80

STRANDED DOUBLE BRAID



6	\$ 200.00	\$ 161.20	\$ 150.00
4	286.00	230.00	214.00
2	400.00	322.00	300.00
1	546.00	440.00	410.00
1/0	678.00	546.00	508.00
2/0	806.00	650.00	604.00
3/0	962.00	776.00	722.00
4/0	1262.00	1016.00	946.00

CIRCULAR MIL SIZES

250,000	\$1592.00	\$1284.00	\$1194.00
300,000	1842.00	1486.00	1382.00
350,000	2048.00	1652.00	1536.00
400,000	2314.00	1866.00	1736.00
500,000	2848.00	2296.00	2136.00
600,000	3564.00	2874.00	2674.00
700,000	4014.00	3238.00	3012.00
750,000	4276.00	3448.00	3208.00
800,000	4548.00	3668.00	3412.00
900,000	5100.00	4112.00	3826.00
1,000,000	5652.00	4558.00	4240.00

Standard Colors—No. 2 & smaller: Black, White, Green, Red, Blue, Yellow, Brown, Orange.
No. 1 & larger: Black, White, Green, Red.

ASSORTING PRIVILEGE

All types, sizes and colors may be assorted to obtain the \$100.00 or \$1000.00 list value.

REELS

Reels will be charged at cost, subject to credit when returned in good condition within twelve months.

NON-METALLIC SHEATHED CABLE

GRAY FINISH



Constructed of either two or three separately insulated conductors. Each wrapped in strong Kraft paper and a cover that is tough, and trims easily.

Prices Per 1000 Ft.

SOLID—WITHOUT GROUND

No.	Ft. in Coil	Full Coil	1000 Ft.
14-2	250	\$ 71.20	\$ 57.40
14-3	250	133.40	107.60
12-2	250	98.60	79.60
12-3	250	165.20	133.40
10-2	250	168.80	136.00
10-3	250	252.00	204.00

STRANDED—WITHOUT GROUND

8-2	125	\$312.00	\$252.00
8-3	125	456.00	368.00
6-2	125	542.00	436.00
6-3	125	722.00	582.00

SOLID—WITH GROUND

14-2	250	\$ 80.60	\$ 65.00
14-3	250	142.20	114.80
12-2	250	112.60	90.80
12-3	250	187.20	151.00
10-2	250	189.00	152.40
10-3	250	282.00	228.00

STRANDED—WITH GROUND

8-2	125	\$350.00	\$282.00
8-3	125	510.00	410.00
6-2	125	614.00	494.00
6-3	125	814.00	656.00

All sizes of Sheathed Cable without and with ground wire may be assorted in full coils to obtain best quantity prices.

Sizes No. 14 through No. 10 sold in full coils only. For broken coils of No. 8 and No. 6, add 20%.



BARN WIRE

Neoprene non-metallic sheathed cable, weather and moisture resistant, outer covering of neoprene makes it excellent for use in dairy barns.

Price Per 1000 Ft.

TWO CONDUCTOR—SOLID

Size	Ft. in Coil	Full Coil	1000 Ft.
14-2	250	\$153.40	\$124.00
12-2	250	210.00	170.00
10-3	250	288.00	232.00

THREE CONDUCTOR—SOLID

14-3	250	\$316.00	\$256.00
12-3	250	378.00	304.00
10-3	250	422.00	342.00

ARMORED BUSHED CABLE (BX)



With approved building wire and a heavy fibre insulating bushing, steel formed in bond-hook shape.

Every foot guaranteed—every coil full length. A supply of bushings furnished with each coil.

Prices Per 1000 Ft.

SOLID CONDUCTOR

Size	Full Coil	1000 Ft.
14-2	\$109.82	\$ 96.96
14-3	150.10	132.46
14-4	243.34	214.70
12-2	139.62	123.22
12-3	191.12	168.64
12-4	300.94	265.52
10-2	227.72	200.92
10-3	299.86	264.58
10-4	440.64	388.82

STRANDED CONDUCTOR

8-2	\$392.58	\$346.38
8-3	532.50	469.90
6-2	542.36	478.60
6-3	693.82	612.30

All sizes, in full coils, may be assorted to obtain quantity price.

WEATHERPROOF COPPER WIRE

TIP TOP



"Tip-Top" Weatherproof is a new type of outer covering of neoprene, economical enough to use as weatherproof yet having all the advantages of neoprene. Put up in 500 foot coils and packages. Also available with aluminum conductor.

Price Per 1000 Ft.

Medium Hard Drawn Solid Conductor

Packed 500 Ft. Coil in Carton

Size	Appr., Lbs. Per M Ft.	Per Coil
14	25	\$32.20
12	35	43.20
10	53	59.80

Packed in 500 Ft. Paper-Wrapped Coils

8	75	\$ 79.70
6	112	114.20
4	164	164.90

TIREX WELDING CABLE



SINGLE CONDUCTOR

Size	No. Strands	100 Ft.	250 Ft.	1000 Ft.
4	1078	\$113.00	\$734.50 MFT	\$655.40
2	1715	143.60	935.40 MFT	832.88
1	2156	167.80	1090.70 MFT	973.24
1/0	2695	194.20	1262.30 MFT	1126.36
2/0	3381	230.80	1500.02 MFT	1338.64
3/0	4263	278.00	1807.00 MFT	1612.40
4/0	5341	338.80	2202.00 MFT	1965.04

TYPE "RR" UNDERGROUND CABLE

Non-Metallic—Neoprene Jacket

Solid and Stranded



Approved by Underwriter's Laboratories as Type "USE." For direct burial in the earth, or for use in street ducts. Resistant to moisture, acid, alkali and oil.

Prices Per 1000 Ft.

SINGLE CONDUCTOR—SOLID

Size	1000 Ft.
14	\$ 77.88
12	95.76
10	115.92
8	191.72

SINGLE CONDUCTOR—STRANDED

6	\$258.30
4	350.70
2	483.00
1	632.10
1/0	697.20
2/0	854.70
3/0	1031.10
4/0	1281.00

CIRCULAR MIL SIZES

250M	\$1654.80
300M	1900.50
500M	2835.00



Use in Conduits or Ducts

THINWALL JACKET

Price Per 1000 Ft.

SINGLE CONDUCTOR—SOLID

Size	1000 Ft.
14	\$ 71.40
12	89.88
10	112.36
8	185.44

SINGLE CONDUCTOR—STRANDED

6	\$249.90
4	342.30
2	474.60
1	621.60
1/0	678.30
2/0	835.80
3/0	1005.90
4/0	1255.80

CIRCULAR MIL SIZES

250M	\$1640.10
300M	1869.00
350M	2110.50
400M	2375.10
500M	2805.60

Graybar

Graybar

Graybar

Graybar

DELTABESTON BOILER ROOM WIRE

Type AVA—110° C., 230° F., 600-Volt

Asbestos-varnished cambric-asbestos for open or conduit wiring, where heat and moisture resisting qualities are essential.

SI-57046—SOLID CONDUCTOR

Size	Less 250 Ft.		
	Per 100 Ft.	250 Ft. Per 100 Ft.	500 Ft. Per 100 Ft.
14	\$14.08 C	\$12.80 C	\$11.64 C
12	15.40 C	14.00 C	12.74 C
10	17.38 C	15.80 C	14.36 C
8	22.39 C	20.35 C	18.50 C
6	42.35 C	38.50 C	35.00 C

Larger sizes available.

DELTABESTON SWITCHBOARD WIRE

Type TA—90° C., 194° F., 600-VOLT

Thermoplastic insulation, asbestos, cotton braid, flame-proof finish. For switchboard or control apparatus wiring.

SI-57245—SOLID SINGLE CONDUCTOR

Size	Less 250 Ft.		
	Per 100 Ft.	250 Ft. Per 100 Ft.	500 Ft. Per 100 Ft.
14	\$ 8.80 C	\$ 8.00 C	\$ 7.26 C
12	9.97 C	9.06 C	8.24 C
10	12.06 C	10.96 C	9.96 C
8	14.96 C	13.60 C	12.36 C

SI-57246—STRANDED SINGLE CONDUCTOR

Size	Less 250 Ft.		
	Per 100 Ft.	250 Ft. Per 100 Ft.	500 Ft. Per 100 Ft.
14	\$ 9.12 C	\$ 8.29 C	\$ 7.54 C
12	10.60 C	9.64 C	8.76 C
10	12.71 C	11.55 C	10.50 C
8	15.75 C	14.32 C	13.02 C

Type AVB—90° C., 194° F., 600-VOLT

Varnished cambric insulation, asbestos gray cotton braid finish. For switchboard or control apparatus wiring.

SI-57011—SOLID CONDUCTOR

Size	Less 250 Ft.		
	Per 100 Ft.	250 Ft. Per 100 Ft.	500 Ft. Per 100 Ft.
14	\$11.54 C	\$10.49 C	\$ 9.54 C
12	12.30 C	11.18 C	10.16 C
10	14.72 C	13.38 C	12.16 C
8	19.62 C	17.84 C	16.22 C

DELTABESTON APPARATUS CABLE

Type AVA—110° C., 230° F., 600-VOLT

Felted asbestos, varnished cambric asbestos. For power leads in high temperature applications where flexibility is required . . . dry locations, exposed or in conduit.

SI-57054—STRANDED SINGLE CONDUCTOR

Size	Less 250 Ft.		
	Per 100 Ft.	250 Ft. Per 100 Ft.	500 Ft. Per 100 Ft.
14	\$20.01 C	\$18.19 C	\$16.54 C
12	22.69 C	20.63 C	18.66 C
10	29.28 C	26.62 C	24.20 C

Larger sizes available.

DELTABESTON FIXTURE WIRE

TYPE AF PLAIN—150° C., 300-VOLT

Insulated with felted asbestos for use in fixtures where high temperatures prevail. Plain. No braid. Colors: Black, white.

SI-57039—STRANDED SINGLE CONDUCTOR

Size	Less 500 Ft.		
	Per 100 Ft.	500 Ft. Per 100 Ft.	5000 Ft. Per 1000 Ft.
18	\$2.66	\$2.42	\$23.00
16	3.14	2.86	27.20
14	4.04	3.68	35.00

TYPE AF BRAIDED 150° C., 300-VOLT

Insulated with felted asbestos with glazed cotton braid for use in fixtures where high temperatures prevail. Colors: Black, White.

SI-57039—STRANDED SINGLE CONDUCTOR

Size	Less 500 Ft.		
	Per 100 Ft.	500 Ft. Per 100 Ft.	5000 Ft. Per 1000 Ft.
18	\$3.72	\$3.38	\$32.20
16	4.36	3.96	37.80
14	5.43	4.94	47.00

FLAMENOL FIXTURE WIRE

TYPE "TF" AND "TFFF" THERMO-PLASTIC INSULATED WIRES

60° C.—600-1000 Volt

Thermoplastic insulated small diameter heat resistant. For wiring fluorescent lamp ballasts and fixture leads. Colors: Black, White.

TYPE "TF"—SOLID CONDUCTOR
Per 1000 Ft.

Size	Less 500 Ft.		
	500 Ft.	500 Ft.	2500 Ft.
18	1/32	\$28.40	\$23.00
16	1/32	33.80	27.40

TYPE "TFFF"—STRANDED CONDUCTOR

18	1/32	\$30.60	\$24.80	\$23.00
16	1/32	36.80	29.60	27.60

THERMOSTAT CABLE

UNARMORED

Solid copper conductors. Cotton wrap insulation, coded for identification. Conductors twisted together with cotton braid—saturated and finished with special paraffin wax.

Nos.	Per 100 Ft.		
	100 Ft.	500 Ft.	2500 Ft.
18-2	\$3.64	\$3.20	\$3.04
18-3	5.18	4.54	4.32
18-4	6.70	5.86	5.58

DELTABESTON STOVE WIRE

TYPE AA—200° C., 392° F.

SI-57058—COPPER, SOLID SINGLE CONDUCTOR

Felted asbestos insulation with asbestos braid. Moisture resisting.

Size	Less 250 Ft.		
	Per 100 Ft.	250 Ft. Per 100 Ft.	500 Ft. Per 100 Ft.
14	\$10.97 C	\$ 9.97 C	\$ 9.06 C
12	12.83 C	11.66 C	10.60 C
10	15.44 C	14.04 C	12.76 C
8	21.13 C	19.21 C	17.46 C

DELTABESTON APPLIANCE WIRE

125° C., 257° F., 300-VOLT

Compressed wax impregnated asbestos covering, moisture resistant for use in wiring ranges, stoves, hot plates and other appliances.

SI-57065—SOLID CONDUCTOR

Size	Less 500 Ft.		
	Per 100 Ft.	500 Ft. Per 100 Ft.	5000 Ft. Per 1000 Ft.
18	\$2.64	\$2.40	\$21.80
16	3.08	2.79	22.50
14	3.88	3.52	25.40

DELTABESTON GLASS COVERED LEAD WIRE

150° C., 600/300-VOLT

SI-57291—STRANDED COPPER

Felted asbestos and glass yarn braid for small motor leads or appliances.

Size	Less 500 Ft.		
	Per 100 Ft.	500 Ft. Per 100 Ft.	5000 Ft. Per 1000 Ft.
18	\$5.00	\$4.64	\$44.30

THERMOPLASTIC INSULATED ANNUNCIATOR AND BELL WIRE

Size	Conductor	Std. Length Spool	Per 1000 Ft.	
			Less Than Coil	Coil
18	Single	1000'	\$13.86	\$13.20
18	Two	500'	24.36	23.20

ANNUNCIATOR WIRE

CORNISH Cotton Annunciator Wire

Nos.	Wt. Per Spool Lbs.	Per Lb.	
		Less Than Coil	Coil
18-1	7 1/2	\$1.64	\$1.56
18-2	5	1.56	1.48
18-3	10	1.58	1.50

Graybar

Graybar

U. S. ROYAL OR TIREX RUBBER CORD



TIREX NEOPRENE SHEATHS, oil and flame resistant, are vulcanized in lead to give unequalled toughness and resistance to abrasion.

TYPE SO—TWO CONDUCTOR

Size	O. D.	100 Ft.	250 Ft. Per M Ft.	1000 Ft. Per M Ft.
18	.390	\$37.60	\$244.40	\$225.60
16	.405	45.80	297.70	274.80
14	.530	65.80	427.70	394.80
12	.605	82.00	533.00	492.00
10	.640	96.60	627.90	578.60

TYPE SO—THREE CONDUCTOR

18	.405	\$46.60	\$302.90	\$279.60
16	.430	53.20	345.80	319.20
14	.560	75.80	492.50	454.80
12	.635	96.40	627.20	578.40
10	.690	116.40	756.60	698.40

TYPE SO—FOUR CONDUCTOR

16	.485	\$66.80	\$424.20	\$400.80
14	.605	91.20	592.80	547.00
12	.665	111.60	725.40	669.60
10	.745	141.00	916.50	846.00

TYPE W—49 STRAND

8/2	.810	\$201.60	\$1310.40	\$1209.60
8/3	.910	252.80	1643.20	1516.80
6/3	.1010	316.40	2056.60	1209.60

TYPE SJO—TWO CONDUCTOR

18	.305	\$26.80	\$174.20	\$614.40
16	.330	35.00	227.50	210.00

THREE CONDUCTOR

18	.335	\$39.00	\$252.00	\$234.00
16	.360	45.40	295.10	272.40

TRU-RIP ALL RUBBER CORD



All rubber parallel cord designed for easy separating and stripping of conductors.

TYPE SP-I—(Formerly POSJ)

TWO CONDUCTOR

Size	100 Ft.	250 Ft. Per 100 Ft.	1000 Ft. Per M Ft.
18— $\frac{1}{64}$ "	\$6.00	\$3.90	\$36.00
18— $\frac{3}{64}$ "	8.66	5.69	51.90

Colors—Size 18, Black, Brown or Ivory; size 16, Black or Brown.

PLASTIC TRU-RIP CORD



TWO CONDUCTOR

TYPE SPT-I—(Formerly POT-64)

Size	100 Ft.	250 Ft.	1000 Ft. Per M Ft.
18— $\frac{1}{64}$ "	\$5.56	\$3.61	\$33.36

Specify Black, Brown or Ivory.

RUBBER APPLIANCE CORD



A light cord suitable for use on cleaners, washers or for any portable use where there is no severe abrasion.

TYPE SV—TWO CONDUCTOR

Size	100 Ft.	250 Ft. Per M Ft.	1000 Ft. Per M Ft.
18— $\frac{1}{64}$ "	\$91.00	\$84.00	\$78.40

W-B DYNAPRENE RUBBER CORDS



With heavy tough neoprene jacket abrasion resistant for rugged performance.

TYPE SO—TWO CONDUCTOR

Size	O. D.	100 Ft.	250 Ft. Per 100 Ft.	1000 Ft.
18	.390	\$25.20	\$16.38	\$151.20
16	.405	28.40	18.46	170.40
14	.530	46.20	30.02	277.20
12	.605	62.60	40.68	375.60
10	.640	85.00	55.24	510.00

TYPE SO—THREE CONDUCTOR

18	.405	\$32.00	\$20.80	\$192.00
16	.430	37.80	24.58	226.80
14	.560	60.00	39.00	360.00
12	.635	79.40	57.02	476.40

TYPE SO—FOUR CONDUCTOR

18	.435	\$43.80	\$28.48	\$262.80
16	.485	53.00	34.46	318.00

TYPE SJO—TWO CONDUCTOR

18	.305	\$16.80	\$10.92	\$100.80
16	.330	19.80	12.88	118.80

TYPE SJO—THREE CONDUCTOR

18	.330	\$22.40	\$14.56	\$134.40
16	.360	28.40	18.46	170.40

W-B ALL RUBBER CORD



A heavy duty cord with great flexibility.

TYPE S

Size	Strd.	O. D.	100 Ft.	250 Ft. Per 100 Ft.	1000 Ft.
18/2	41/34	.390	\$20.80	\$13.52	\$124.80
16/2	65/34	.405	25.80	16.78	154.80
14/2	41/30	.530	43.20	28.08	259.20
18/3	41/34	.405	29.00	18.86	174.00
16/3	65/34	.430	35.60	23.14	213.60
14/3	41/30	.560	57.00	37.06	342.00

TYPE SJ

18/2	41/34	.305	\$13.80	\$ 8.98	\$ 82.80
16/2	65/34	.330	18.00	11.70	108.00
18/3	41/34	.330	20.40	13.26	122.40
16/3	65/34	.360	25.80	16.78	154.80

BREWERY CORD TWISTED

Type "CB" Twisted Flexible

Nos.	Less 250 Ft. Per M Ft.	250 Ft. Coil Per M Ft.
18	\$ 66.20	\$ 63.10
16	81.20	77.30
14	130.20	124.00

COTTON LAMP CORD



Twisted—Green and Yellow

TYPE C—TWO CONDUCTOR

Size	Less 250 Ft.	250 Ft.	1000 Ft.
18	\$ 9.80	\$ 6.38	\$ 58.80
16	13.00	8.46	78.00
14	20.80	13.52	124.80

HEATER CORD



Flexible copper conductors, rubber insulated, asbestos covered with soft cotton braid.

TWO CONDUCTOR

Type HPD—3000 Cycle

Size	Less 250 Ft.	250 Ft.	1000 Ft.
18	\$12.50	\$ 8.12	\$ 75.00
16	15.70	10.20	94.20
14	21.20	13.78	127.20

Type HPD—10,000 Cycle

18	\$15.50	\$10.08	\$ 93.00
16	19.50	12.68	117.00


"AMERICAN BEAUTY"

Especially constructed for household appliances. Extra flexible 10,000 cycle asbestos cord, black and gold braid. Size No. 17.

TWO CONDUCTOR

Size	Less 250 Ft.	250 Ft.	1000 Ft.
100GB	\$13.44 C	\$9.68 C	\$80.64

KOILED KORDS



Spring-like neoprene jacketed cords, extendable and retractable.

Economical and Safe—reduces accidents and replacements.

Use on production line: soldering irons, cloth cutters, electric drills, screwdrivers and similar tools.

Use Coiled cords for communication radios, radio microphone, in-car speakers, drive in theatres.

POWER CORDS

4 feet retracted—extend to approximately 25 feet.

No.	Size	Type	Each	10 to 49 Each
8011	18/2	SJO	\$11.38	\$ 7.40
8013	18/3	SJO	14.50	9.42
8022	16/2	SJO	14.52	9.44
8023	16/3	SJO	16.76	10.90
8032	14/2	SO	26.86	17.46
8033	14/3	SO	31.44	20.44

Koiled Kords are also made in many other sizes and types. Write for prices, giving information regarding applications.

Graybar

COPPERWELD — DROP WIRES — NEOPRENE JACKET



No. 559—18AWG Parallel Reinforced

Nos.	Type	Per 1000 Ft.	
		Less 1000 Ft.	1000 Ft. & Over
559	18TCWP-R	\$68.90	\$62.02



No. 577—18 AWG Dumbbell or Figure Eight Construction

Nos.	Type	Per 1000 Ft.	
		Less 1000 Ft.	1000 Ft. & Over
577	18TICWP	\$52.00	\$46.80



No. 565—18 AWG Twisted Pair

Nos.	Type	Per 1000 Ft.	
		Less 1000 Ft.	1000 Ft. & Over
565	18TCW2	\$62.50	\$56.26

COPPER UNDERGROUND WIRE



(TELESEAL)

Nos.	Type	Per 1000 Ft.	
		Less 1000 Ft.	1000 Ft. & Over
1350	14TSC-2	\$152.80	\$137.52
1351	16TSC-2	116.60	104.94

COPPER BRIDLE WIRES



Nos.	Type	Per 1000 Ft.	
		Less 1000 Ft.	1000 Ft. & Over
730	18TBC-2	\$63.00	\$56.70
731	18TBC-3	94.50	85.06

COPPER DISTRIBUTING WIRE



Nos.	Type	Per 1000 Ft.	
		Less 1000 Ft.	1000 Ft. & Over
554	14THC-2	\$133.50	\$120.16
556	16THC-2	96.50	86.86

WEATHER RESISTANT STATION WIRE



Teleduct—Neoprene Insulation and Jacket

Nos.	Type	No. Of Conds.	Per 1000 Ft.	
			Less 1000 Ft.	1000 Ft. & Over
950	22NE2-J	2	\$64.80	\$58.32
951	22NE3-J	3	72.40	65.16
952	22NE4-J	4	90.60	81.54

RURAL DISTRIBUTION CABLE



5 Pair—No. 20 AWG

Hard Copper

Nos.	Per 1000 Ft.	
	Less 2000 Ft.	2000 Ft. to 5999 Ft.
1291	\$319.00	\$290.00

Graybar

COPPER INSIDE WIRES

PLASTITE GROUND WIRE




Nos.	Type	Per 1000 Ft.	
		Less 1000 Ft.	1000 Ft. & Over
1461	14-1	\$35.10	\$33.16

JUMPER AND DUCT WIRE



Nos.	Type	Per 1000 Ft.	
		Less 1000 Ft.	1000 Ft. & Over
1409	22S2	\$23.20	\$20.88
1410	22S3	34.80	31.32
1411	22S4	46.40	41.76

DISTRIBUTING-FRAME-WIRE



Enamel—Cotton Covered

Nos.	Type	Per 1000 Ft.	
		Less 1000 Ft.	1000 Ft. & Over
2102	22DF-2	\$40.00	\$36.00

PLASTITE WITH JACKET



Nos.	Type	Color	Per 1000 Ft.	
			Less 1000 Ft.	1000 Ft. & Over
1435	22PN4J	Brn.	\$57.00	\$51.30
1436	22PN4J	Iv.	57.00	51.30
1433	22PN3J	Brn.	47.30	42.58
1434	22PN3J	Iv.	47.30	42.58
1431	22PN2J	Brn.	44.00	39.60
1432	22PN2J	Iv.	44.00	39.60

TELEDUCT-PARALLEL



Nos.	Type	Color	Per 1000 Ft.	
			Less 1000 Ft.	1000 Ft. & Over
1475	22PL2	Brn.	\$22.00	\$19.80
1476	22PL2	Iv.	22.00	19.80
1477	22PL3	Brn.	33.00	29.70
1478	22PL3	Iv.	33.00	29.70

PLASTITE TWISTED



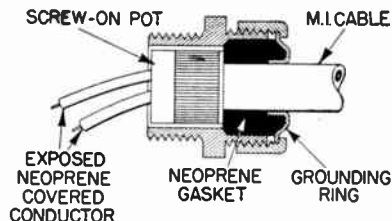
Nos.	Type	Color	Per 1000 Ft.	
			Less 1000 Ft.	1000 Ft. & Over
1412	22-2	Brn.	\$23.20	\$20.88
1413	22-2	Iv.	23.20	20.88
1416	19-2	Brn.	31.80	28.61
1417	19-2	Iv.	31.80	28.61

Graybar

ALL PRICES F.O.B. NEW HAVEN, CONNECTICUT

All Items on This Page—Cash Discount 1/2 of 1%

GENERAL CABLE SAFETY (MI) MINERAL INSULATED WIRING



the typical conduit job. The heat resistant qualities of Safety m. I. Wiring highly recommends it for high temperature installation which heretofore has not been available.

Safety m. I. Wiring is available in one conductor #16 through #4/0, two conductor #16 through #4, three conductor #16 through #4, four conductor #16 through #6 and seven conductor #16 through #10.

Standard termination incorporate 3/8", 1/2", 3/4" and 1" threads which correspond to standard conduit sizes and allow its attachment to all standard boxes.

FITTINGS

AWG Equivalent Size	CABLE Reference No.	Nominal Conductor Diam. (inches)	Nominal Cable Diam. Inches	Nom. Coil Lgth. ft.	Cable Seal Reference No.	Gland Reference No.		Corresponding Conduit Size—Inches	Under \$2000 List value of Col. C	2000-9999 List value of Col. C	Over 10 000 List Value		
						GEN. CABLE	T&B				A	B	C
ONE CONDUCTOR													
16	215/1	0.051	0.215	1950	215/1	215	3/8	\$ 320.00	\$ 306.00	\$ 278.00		
14	230/1	0.064	0.230	1650	230/1	230	3/8	362.00	346.00	314.00		
12	246/1	0.081	0.246	1400	246/1	246	3/8	418.00	400.00	364.00		
10	277/1	0.102	0.277	1075	277/1	277	3/8	442.00	422.00	384.00		
9	293/1	0.114	0.293	1015	293/1	293	3/8	460.00	440.00	400.00		
8	309/1	0.128	0.309	900	309/1	309	2660	1/2	576.00	550.00	500.00		
7	324/1	0.144	0.324	800	324/1	324	2660	1/2	626.00	598.00	544.00		
6	340/1	0.162	0.340	750	340/1	340	2660	1/2	700.00	668.00	608.00		
5	371/1	0.182	0.371	615	371/1	371	2661	1/2	738.00	706.00	642.00		
4	402/1	0.204	0.402	510	402/1	402	2661	1/2	776.00	742.00	674.00		
3	434/1	0.229	0.434	430	434/1	434	2665	3/4	940.00	900.00	818.00		
2	465/1	0.258	0.465	360	465/1	465	2665	3/4	1132.00	1082.00	984.00		
1	496/1	0.289	0.496	335	496/1	496	2666	3/4	1324.00	1268.00	1152.00		
1/0	543/1	0.325	0.543	285	543/1	543	2667	3/4	1744.00	1668.00	1516.00		
2/0	590/1	0.365	0.590	230	590/1	590	2670	1	2098.00	2006.00	1824.00		
3/0	637/1	0.410	0.637	205	637/1	637	2671	1	2450.00	2344.00	2130.00		
4/0	699/1	0.460	0.699	175	699/1	699	2672	1	2788.00	2666.00	2424.00		
TWO CONDUCTOR													
16	340/2	0.051	0.340	720	340/2	340	2660	1/2	\$ 526.00	\$ 504.00	\$ 458.00		
14	371/2	0.064	0.371	620	371/2	371	2661	1/2	608.00	580.00	528.00		
12	402/2	0.081	0.402	500	402/2	402	2661	1/2	750.00	718.00	652.00		
10	449/2	0.102	0.449	415	449/2	449	2665	3/4	908.00	870.00	790.00		
9	480/2	0.114	0.480	350	480/2	480	2661	3/4	980.00	938.00	852.00		
8	512/2	0.128	0.512	305	512/2	512	2667	3/4	1232.00	1196.00	1088.00		
7	543/2	0.144	0.543	285	543/2	543	2667	3/4	1390.00	1328.00	1208.00		
6	590/2	0.162	0.590	230	590/2	590	2670	1	1670.00	1598.00	1552.00		
5	637/2	0.182	0.637	195	637/2	637	2671	1	1886.00	1804.00	1640.00		
4	684/2	0.204	0.684	170	684/2	684	2671	1	2060.00	1972.00	1792.00		
THREE CONDUCTOR													
16	355/3	0.051	0.355	675	355/3	355	2660	1/2	\$ 550.00	\$ 526.00	\$ 478.00		
14	387/3	0.064	0.387	540	387/3	387	2661	1/2	638.00	610.00	554.00		
12	434/3	0.081	0.434	420	434/3	434	2665	3/4	848.00	812.00	738.00		
10	480/3	0.102	0.480	355	480/3	480	2666	3/4	1090.00	1042.00	948.00		
9	512/3	0.114	0.512	310	512/3	512	2667	3/4	1262.00	1208.00	1098.00		
8	543/3	0.128	0.543	280	543/3	543	2667	3/4	1476.00	1412.00	1284.00		
7	590/3	0.144	0.590	245	590/3	590	2670	1	1748.00	1672.00	1520.00		
6	621/3	0.162	0.621	210	621/3	621	2670	1	2038.00	1950.00	1772.00		
5	684/3	0.182	0.684	170	684/3	684	2671	1	2266.00	2168.00	1970.00		
4	730/3	0.204	0.730	150	730/3	730	2672	1	2548.00	2438.00	2216.00		
FOUR CONDUCTOR													
16	387/4	0.051	0.387	555	387/4	387	2661	1/2	\$ 660.00	\$ 632.00	\$ 574.00		
14	418/4	0.064	0.418	490	418/4	418	2665	3/4	762.00	728.00	662.00		
12	465/4	0.081	0.465	370	465/4	465	2666	3/4	1082.00	1034.00	940.00		
10	527/4	0.102	0.527	290	527/4	527	2667	3/4	1346.00	1288.00	1170.00		
9	559/4	0.114	0.559	255	559/4	559	2667	3/4	1442.00	1380.00	1254.00		
8	590/4	0.128	0.590	225	590/4	590	2670	1	1784.00	1708.00	1552.00		
7	637/4	0.144	0.637	200	637/4	637	2671	1	2102.00	2010.00	1828.00		
6	684/4	0.162	0.684	170	684/4	684	2671	1	2442.00	2336.00	2124.00		
SEVEN CONDUCTOR													
16	449/7	0.051	0.449	480	449/7	449	2665	3/4	\$1026.00	\$ 982.00	\$ 892.00		
14	496/7	0.064	0.496	400	496/7	496	2666	3/4	1222.00	1168.00	1062.00		
12	543/7	0.081	0.543	315	543/7	543	2667	3/4	1604.00	1534.00	1394.00		
10	621/7	0.102	0.621	250	621/7	621	2670	1	2022.00	1934.00	1758.00		

GET THE COMPLETE "MI" STORY — FROM GRAYBAR



5000 VOLT—UNSHIELDED CABLE "USKORONA-NEOPHRENE" FOR DIRECT BURIAL — CONDUIT OR DUCT USE

Size	Conductor	O. D. In.	Wgt. Per 1000 Ft.	Price Per 1000 Ft.			Size	Conductor	O. D. In.	Wgt. Per 1000 Ft.	Price Per 1000 Ft.		
				Less 500 Ft.	500 Ft.	1000 Ft.					Less 500 Ft.	500 Ft.	1000 Ft.
8	19 Strand	.58	260	\$ 646.04	\$ 508.04	\$448.04	2/0	37 Strand	.92	846	2113.68	1661.68	1467.68
6	19 Strand	.65	313	724.90	570.90	502.90	4/0	37 Strand	1.03	1167	2783.02	2189.02	1933.20
4	19 Strand	.70	434	1079.42	849.42	749.42	350 MCM	61 Strand	1.24	1849	4145.84	3259.84	2881.84
2	19 Strand	.76	538	1383.04	1089.04	961.04	500 MCM	61 Strand	1.38	2400	5429.60	4269.60	3771.60

Being unshielded, these cables do not conform to IPCEA shielding recommendations.



TYPE SE. STYLE U—UNARMORED SERVICE ENTRANCE CABLES—600 VOLTS

One cable for the entire service between line or entrance cap to the meter, switch or range receptacle. These types approved by the Underwriters for use without conduit. Sizes in full coils may be assorted to obtain quantity price.

Price Per 1000 Feet

Total Cond.	Cable Sizes			O. D. Inches	Wgt. 1000 Ft. Lbs.	Std. Coil Length, Ft.	Entrance Fitting Nos.			Connector Nos.		Strap Nos.	Less Coil	Coil	1000 Ft
	Ina. Cond.	Bare Cond.	Shape				2-Screw Type	Nut Type							
2	1 No. 8	8	Round	.475	189	250	5550	2504	2204	1341	\$382.00	\$308.00	\$286.00		
2	1 No. 6	6	Round	.537	266	250	5550	2504	2205	1341	518.00	418.00	388.00		
3	2 No. 8	8	Oval	.512 x .740	342	250	5550	2514	2214	1344	562.00	454.00	422.00		
3	2 No. 6	8	Oval	.556 x .828	432	150	5550	2614	2325	1344	706.00	570.00	520.00		
3	2 No. 6	6	Oval	.569 x .841	469	200	5550	2625	2325	1344	752.00	606.00	564.00		

Shipments from stock F. O. B. our warehouse; factory shipment F. O. B. destination when shipment consists of 100 lbs. or more.

2% CASH DISCOUNT ON SERVICE ENTRANCE CABLE

GROUNDING MATERIALS

BARE COPPER WIRE



Soft Drawn—Solid Conductor

Size	Weight 1000 Ft., Lbs.	Per Cwt.		
		50 Lbs.	100 Lbs.	200 Lbs.
14	13	\$91.36	\$86.86	\$84.66
12	20	\$90.56	\$86.06	\$83.86
10	32	\$89.66	\$85.16	\$82.96
8	50	\$89.36	\$84.86	\$82.66
6	80	\$89.06	\$84.56	\$82.36
4	127	\$88.56	\$84.06	\$81.86

Stranded Conductor				
Size	Weight 1000 Ft., Lbs.	50 Lbs. Per Cwt.	100 Lbs. Per Cwt.	200 Lbs. Per Cwt.
6	80	\$97.16	\$92.66	\$90.46
4	127	\$94.36	\$89.86	\$87.66



GROUND CLAMPS

For unarmored wire 6 or 4. Ground rod from 1/2" up.

Nos.	Size, In.	Each	5 @	50 @
3846	1/2, 3/4	\$0.78	\$0.60	\$0.48
3847	1/2, 3/4	\$1.12	\$0.87	\$0.70

GROUND CLAMPS

Ground rod, from 1/2" up and 1/2", 3/4" or 1" water pipe.



Unarmored			
Nos.	Each	5 @	25 @
3842	\$0.88	\$0.69	\$0.56
Armored			
3841	1.12	.88	.70

GROUND RODS



COPPERWELD WITHOUT WIRE
Price Per 100 Pieces

ZONE 1					
Nos.	Size	Std. Pkg.	Less 10	10-99	100 or More
9428	1/2" x 8'	10	\$361.98	\$319.36	\$305.00
*9438	5/8" x 8'	5	499.68	440.76	422.33

ZONE 2					
Nos.	Size	Std. Pkg.	Less 10	10-99	100 or More
9428	1/2" x 8'	10	\$385.62	\$344.46	\$330.08
*9438	5/8" x 8'	5	536.86	477.96	458.44

ZONE 3					
Nos.	Size	Std. Pkg.	Less 10	10-99	100 or More
9428	1/2" x 8'	10	\$396.28	\$353.60	\$339.24
*9438	5/8" x 8'	5	549.94	491.30	471.50

*R.E.A. Item A.I.
For Zone Designations refer to page 110.

GROUND BUSHINGS



Malleable, with terminal for attaching ground wire.

Nos.	Size, In.	Each	50 @	100 @
3860	1/2	\$0.48	\$0.38	\$0.30
3861	3/4	.60	.48	.38
3862	1	\$0.82	\$0.64	\$0.52
3863	1 1/4	1.12	.88	.70
3864	1 1/2	1.86	1.45	1.16
3865	2	\$3.14	\$2.46	\$1.96

COPPER GROUND CLAMPS



Adjustable. Made of .051 copper with bolt and nut.

Nos.	Size, In.	Each	Per 100
1	3/8 to 1	\$0.22	\$17.40
2	3/8 to 2	.34	24.20
3	3/8 to 3	.50	37.20

WEAVER GROUND ROD CLAMPS



Assures perfect alignment between rod and wire under high pressure. Cast from aluminum bronze. Furnished with hexagon head or socket set screw.

R.E.A. Approved					
Nos. Hex. Head Type	Nos. Set Screw Type	Rod Size In.	Each	Per 100	Per 1000
WB1/2H	WB1/2S	1/2	\$0.42	\$38.74	
WB3/8H	WB3/8S	3/8	.56	53.90	
WB3/4H	WB3/4S	3/4	.64	71.02	

GROUND CLAMPS



For Copperweld Rods
Price per 100 Pieces

ZONE 1					
Nos.	Size In.	Std. Pkg.	Less 10	10-99	100 or More
6490	3/8	100	\$29.44	\$24.60	\$23.47
6491	1/2	100	49.85	41.71	39.78
*6492	5/8	100	71.83	60.15	57.38

ZONE 2					
Nos.	Size In.	Std. Pkg.	Less 10	10-99	100 or More
6490	3/8	100	\$30.05	\$25.21	\$24.07
6491	1/2	100	51.13	42.99	41.05
*6492	5/8	100	74.01	62.33	59.58

ZONE 3					
Nos.	Size In.	Std. Pkg.	Less 10	10-99	100 or More
6490	3/8	100	\$30.27	\$25.43	\$24.29
6491	1/2	100	51.63	43.47	41.54
*6492	5/8	100	84.63	71.48	68.33

*R.E.A. Item A.J.
For Zone Designations refer to page 110.

All Items on This Page—Cash Discount 5% Except Service Entrance Cable—2% Bare Copper—1/2 of 1%, and Copperweld Rods and Clamps—Terms Net

APPLETON SERVICE ENTRANCE FITTINGS



Nos.	Each	(Aluminum) Carton Each	Std. Pkg. Each
OF-1	\$1.20	10 @ \$1.08	40 @ \$0.90
OF-2	1.32	10 @ 1.20	40 @ 1.00
15206	3.06	2 @ 2.76	5 @ 2.30



SERVICE CABLE FITTINGS

Takes 3 No. 8 Cable or 3 No. 6 Cable.

Nos.	Each	5 @	50 @
5550	\$1.44	\$1.12	\$90.00 C
Takes 3 No. 8 Cable or 3 No. 4 Cable.			
5551	1.60	1.24	100.00 C



SERVICE CABLE STRAPS

Malleable Iron

Nos.	Each	50 @	Per 100
1341	\$0.10	\$8.10 C	\$6.50
1344	.12	8.80 C	7.00
1345	.14	9.40 C	7.50

SERVICE CABLE CONNECTORS



NUT TYPE

Watertite rubber bushing and metal retainer make tight fit over cable.

Nos.	Size In.	Each	10 @	Per 100
2229	3/4	\$0.96	\$0.74 ea.	\$ 60.00
2233	3/4	.96	.74 ea.	60.00
2234	3/4	.96	.74 ea.	60.00
2408	1	1.20	.94 ea.	75.00
2439	1	1.20	.94 ea.	75.00
2446	1 1/4	2.56	2.00 ea.	160.00



ENTRANCE FITTINGS

Hoods removable for easy fishing or pulling wires.
For Heavy Wall Conduit

Nos. Holes	Nos.	Size In.	Each	Carton Each	Std. Pkg. Each
1522-5	1	1	\$2.04	5 @ \$1.60	25 @ \$1.28
1523-5	1 1/4	1 1/4	1 @ 2.20	10 @ 1.74



ROUND-HEAD WOOD SCREWS

SOLID BRASS

Size In.	Per Gross
1 x 10	\$6.26
1 1/4 x 10	7.28

SERVICE ENTRANCE ELBOWS



Made especially for driven ground for services that are rounded on the outside of buildings. The bottom hub is tapped for 1/2" conduit.

Nos.	Size, In.	Each	10 @	50 @
11791	3/4 x 3/4 x 1/2	\$2.50	\$2.24	\$1.88
11792	1 x 1 x 1/2	3.64	3.28	2.74
Nos.	Size, In.	Each	5 @	20 @
1793	1 1/4 x 1 1/4 x 1/2	\$4.52	\$4.08	\$3.40



INSIDE BOX CONNECTORS



For connecting service cable to switch or load center inside the building. Squeeze type with shim.

Nos.	Size In.	Each	25 @	50 @
2008	3/4	\$1.20	\$0.94 ea.	\$0.75 ea.
2009	1	1.60	1.26 ea.	1.00 ea.

SILL PLATES



For Service Entrance Cable
Made of aluminum, complete with galvanized wood screws.

Provide metallic protection to the service entrance cable where it enters the house.
For three No. 4 and smaller.

Nos.	Each	10 @	Per 100
25235	\$0.53	\$0.52	\$0.40

SHERARDIZED OR GALVANIZED CONDUIT



5 Ft. Lengths Without Coupling
10 Ft. Lengths With One Coupling

Size In. 1 1/4 } Refer nearest Graybar Office for price.

RELIABLE SPLIT-BOLT CONNECTORS

For Copper and Copperweld Wires



Nos.	Wire Size	Copper Weld	Each	Per 100	
4F	Solid 4	5	6A	\$0.44	\$42.60
6F	Solid 6	8	8A	.38	34.94

METER SOCKETS



For Single-Phase Meters

Deep, die-cast aluminum alloy corrosion-resisting sockets, without circuit closing device.

Two Conduit Hubs

	1" Hub	1 1/4" Hub	Each
Vertical	550 x 62	550 x 67	\$6.36
Horizontal	550 x 63	550 x 68	6.36

Three Conduit Hubs

	1" Hub	1 1/4" Hub	Each
Vertical	550 x 64	550 x 69	\$8.04
Horizontal	550 x 65	550 x 70	8.04

High capacity sockets for 50 amp. I-30 meters to increase meter capacity to 175 amps. continuous with 2 1/2" hub.

No. 8906905G3 Each \$38.28



For Polyphase Meters

Natural bright sheet aluminum for corrosion-resistance. With sub-base terminal construction, without circuit closing device.

Conduit Hub In.	For V3	For V6	Each
1 1/4	94 x 994	83 x 784	\$27.98
2	94 x 995	83 x 785	29.14

For transformer rated V3 meter, socket with closing device.

Conduit Hub In.	Cat. No. 8	Each
1 1/4	83 x 788	\$32.51
2	83 x 789	33.66


G R A Y B A R

Zone 1	Zone 2	Zone 3
Conn. (St. L.)	Ala. Mo.	Ariz. N. Mex.
Del. N. J.	Ark. Neb.	Calif. Okla.
D. C. N. Y.	Ga.	Col. Ore.
Ill. Ohio	Iowa N. Car.	Fla. Texas
Ind. (Dvntl.)	Kan. S. Car.	Idaho Utah
Ky. Pa.	N. Dak.	La. Wash.
Md. R. I.	S. Dak.	Mont. Wyo.
Me.	Miss. Tenn.	Nev.
Mass. Va.		
	Vt.	
Mich. W. Va.		
Minn. Wis.		
N. H.		

PRICES DESIGNATED BY ZONES ON PAGES 21, 22, 23 AND 24 ARE F.O.B. THE FOLLOWING STATES

EXCEPTIONS

ARKANSAS—Zone 2 with exception of TEXARKANA—Zone 3.
 IOWA is in Zone 2, with these exceptions. BURLINGTON, CLINTON, DAVENPORT, and DUBUQUE. These cities come under Zone 1.
 MICHIGAN—The North Peninsula is in Zone 2, which together with the balance of the state are in Zone 1, except MENOMINEE which comes under Zone 1.
 MINNESOTA—All points in Minnesota North of U. S. Route 2 are in Zone 2, with the exception of DULUTH and EAST GRAND FORKS, which come under Zone 1.
 MISSOURI is in Zone 2 with the exception of HANNIBAL and ST. LOUIS, which are in Zone 1.
 WISCONSIN—Part of this state is in Zone 1 and Zone 2. The area South of a line extending from Minneapolis, Minn., to Green Bay, Wis., is in Zone 1.



4-INCH OCTAGON OUTLET BOXES

One knockout in each side, and five in bottom. 1½ in. deep.

No. 54151

ZONE 1			
Nos.	K. O. In.	Ea.	50 @
54151-1/2	1/2	40c	\$34.50 C
54151-3/4	3/4	40c	34.50 C
54151-SPL	1/2-3/4	40c	34.50 C
ZONE 2			
54151-1/2	1/2	42c	\$35.90 C
54151-3/4	3/4	42c	35.90 C
54151-SPL	1/2-3/4	42c	35.90 C
ZONE 3			
54151-1/2	1/2	44c	\$37.90 C
54151-3/4	3/4	44c	37.90 C
54151-SPL	1/2-3/4	44c	37.90 C



EXTENSION RINGS

Depth 1½ inches.

FOR 4-INCH OCTAGON BOXES

ZONE 1			
Nos.	K. O. In.	Ea.	50 @
55151-1/2	1/2	52c	\$43.80 C
55151-3/4	3/4	52c	43.80 C
ZONE 2			
55151-1/2	1/2	54c	\$44.80 C
55151-3/4	3/4	54c	44.80 C
ZONE 3			
55151-1/2	1/2	56c	\$46.20 C
55151-3/4	3/4	56c	46.20 C

4" SQUARE OUTLET BOXES



No. 52151

Three knockouts in two sides and two knockouts in opposite sides.

Combination Box: Two ½" and one ¾" knockouts in sides, three ½" and two ¾" in bottom. 1½" deep.

ZONE 1			
Nos.	K. O. In.	Ea.	50 @
52151-1/2	1/2	56c	\$46.80 C
52151-3/4	3/4	56c	46.80 C
52151-SPL	1/2-3/4	56c	46.80 C
ZONE 2			
52151-1/2	1/2	58c	\$49.00 C
52151-3/4	3/4	58c	49.00 C
52151-SPL	1/2-3/4	58c	49.00 C
ZONE 3			
52151-1/2	1/2	60c	\$51.10 C
52151-3/4	3/4	60c	51.10 C
52151-SPL	1/2-3/4	60c	51.10 C

G R A Y B A R

4-INCH OCTAGON EXTRA DEEP BOXES

No. 54171-1/2"—Four ½" knockouts in side and 5 in bottom.

No. 54171-3/4"—Four ¾" knockouts in sides and two ¾" and two ½" K. O. in bottom.

No. 54171-1"—Four 1" knockouts in sides and three ½" and two ¾" K. O. in bottom.



All Types are 2½ in. deep

ZONE 1			
Nos.	K. O. In.	Ea.	50 @
54171-1/2	1/2	54c	\$45.00 C
54171-3/4	3/4	54c	45.00 C
54171-1	1	54c	45.00 C
ZONE 2			
54171-1/2	1/2	56c	\$46.80 C
54171-3/4	3/4	56c	46.80 C
54171-1	1	56c	46.80 C
ZONE 3			
54171-1/2	1/2	58c	\$49.40 C
54171-3/4	3/4	58c	49.40 C
54171-1	1	58c	49.40 C

4-INCH COVERS



No. 54C2 5/8" High		No. 54C1		No. 54C7 5/8" High No. 54C6 Flat		
Nos.	Ea.	ZONE 1 100	ZONE 2 100	ZONE 3 100	ZONE 3 100	
54C2	18c	\$15.00 C	20c	\$15.80 C	22c	\$17.00 C
54C1	14c	12.20 C	16c	12.90 C	18c	13.90 C
54C6	16c	13.00 C	18c	13.70 C	20c	14.60 C
54C7	18c	16.50 C	20c	17.30 C	22c	18.50 C

4-INCH RAISED OPEN PLASTER RINGS



No. 54C48 No Ears



No. 54C3 With Ears

ZONE 1		ZONE 2		ZONE 3	
Nos.	Ea.	Nos.	Ea.	Nos.	Ea.
54C48	18c	54C3	24c	54C48	22c
	\$16.30 C		20.00 C		\$17.60 C
			24c		26c
			20.60 C		21.40 C

4-INCH SWITCH AND RECEPTACLES COVER 5/8" HIGH



No. 54C14 Device



No. 54C35 Sign Rec.



No. 54C12 Drop Cord

ZONE 1		ZONE 2		ZONE 3	
Nos.	Ea.	Nos.	Ea.	Nos.	Ea.
54C14	26c	54C35	22c	54C12	18c
	\$22.40 C		18.50 C		16.50 C
			24c		20c
			23.20 C		17.30 C
			30c		22c
			\$24.50 C		18.50 C

4-INCH STEEL COVERS

For Snap Switches
Screw centers, 7/8" to 1 1/8".

ZONE 1		ZONE 2		ZONE 3	
Nos.	Ea.	Nos.	Ea.	Nos.	Ea.
54C28	22c	54C28	24c	54C28	24c
	\$18.50 C		\$19.10 C		\$20.00 C



EXTENSION RINGS

Depth, 1½ inches.

FOR 4-INCH SQUARE BOXES

ZONE 1			
Nos.	K. O. In.	Ea.	50 @
53151-3/4	3/4	60c	\$50.00 C
ZONE 2			
53151-3/4	3/4	62c	\$51.30 C
ZONE 3			
53151-3/4	3/4	64c	\$53.20 C

G R A Y B A R

NEED WIRE??

SEE PAGES 13 to 19 INCL.

NEED CONDUIT??

SEE PAGE ONE

FLAT COVERS



For 4-in. square box.
Plain blank or with 1/2 in. knockout as listed.

ZONE 1			
Nos.	Each		100
52C1	16c	\$14.00 C	
52C6	20c	16.30 C	
ZONE 2			
Nos.	Each		100
52C1	18c	\$14.80 C	
52C6	22c	17.10 C	
ZONE 3			
Nos.	Each		100
52C1	20c	\$16.10 C	
52C6	24c	18.30 C	

No. 52C6 with 1/2" K. O. in center.



4-INCH PLASTER RINGS

2 7/8" Opening, 5/8" High.

ZONE 1			
Nos.	Ears	Each	100
52C48	Yes	26c	\$22.50 C
52C3	No	26c	22.50 C
ZONE 2			
Nos.	Ears	Each	100
52C48	No	28c	\$23.20 C
52C3	Yes	28c	23.20 C
ZONE 3			
Nos.	Ears	Each	100
52C48	No	30c	\$24.30 C
52C3	Yes	30c	24.30 C

4-INCH SWITCHES AND RECEPTACLE COVERS



For 4-in. square boxes.

Single Gang (Single Gang)			
ZONE 1			
Nos.	High In.	Each	50 @
52C62	1/2	22c	\$18.80 C
52C13	1/2	26c	22.50 C
52C14	3/4	30c	25.00 C
ZONE 2			
Nos.	High In.	Each	50 @
52C62	1/2	24c	\$19.30 C
52C13	1/2	28c	23.20 C
52C14	3/4	32c	25.90 C
ZONE 3			
Nos.	High In.	Each	50 @
52C62	1/2	26c	\$20.20 C
52C13	1/2	30c	24.30 C
52C14	3/4	34c	27.10 C

(Two Gang)			
ZONE 1			
Nos.	High In.	Each	50 @
52C17	1/2	40c	\$34.80 C
52C18	3/4	42c	35.20 C
ZONE 2			
Nos.	High In.	Each	50 @
52C17	1/2	42c	\$35.30 C
52C18	3/4	44c	36.00 C
ZONE 3			
Nos.	High In.	Each	50 @
52C17	1/2	44c	\$36.20 C
52C18	3/4	46c	37.00 C

St L 22

All Items on This Page—Cash Discount 5%

Refer to Page 21 for Zone Designations

4" SQUARE SURFACE COVERS



No. 8360 Toggle Switch



No. 8364 Duplex Receptacle



No. 8366 Two Toggle



No. 8374 Toggle and Duplex Receptacle

ZONE 1			
Nos.	Each	5 @	
0B8360	40c	\$34.00 C	
0B8364	40c	34.00 C	
0B8366	42c	36.00 C	
0B8374	42c	36.00 C	
ZONE 2			
Nos.	Each	5 @	
0B8360	42c	\$35.00 C	
0B8364	42c	35.00 C	
0B8366	44c	36.90 C	
0B8374	44c	36.90 C	
ZONE 3			
Nos.	Each	5 @	
0B8360	44c	\$36.20 C	
0B8364	44c	36.20 C	
0B8366	46c	38.20 C	
0B8374	46c	38.20 C	

4 1/16-INCH SQUARE BOXES



2 and 3 knockouts in opposite sides and 5 in bottom.

K. O. 1/2", Depth 1 1/2"

ZONE 1			
Nos.	Each	50 @	C
72151-1/2	\$1.04	\$87.50 C	
ZONE 2			
Nos.	Each	50 @	C
72151-1/2	\$1.06	\$89.70 C	
ZONE 3			
Nos.	Each	50 @	C
72151-1/2	\$1.10	\$92.80 C	
K. O. 1", Depth 2 1/8"			
ZONE 1			
Nos.	Each	50 @	C
72171-1	\$1.26	\$105.00 C	
ZONE 2			
Nos.	Each	50 @	C
72171-1	\$1.30	\$107.90 C	
ZONE 3			
Nos.	Each	50 @	C
72171-1	\$1.34	\$112.10 C	



EXTENSION RINGS

Depth 4 1/16 inches.
K. O. 1"

FOR 4 1/16-INCH SQUARE BOXES

ZONE 1			
Nos.	Each	25 @	C
73171-1	\$1.40	\$116.30 C	
ZONE 2			
Nos.	Each	25 @	C
73171-1	\$1.42	\$118.60 C	
ZONE 3			
Nos.	Each	25 @	C
73171-1	\$1.46	\$122.10 C	



4 1/16-INCH FLAT BLANK COVERS

ZONE 1			
Nos.	Each	50 @	
72C1	\$0.46	\$37.50 C	
ZONE 2			
Nos.	Each	50 @	
72C1	\$0.46	\$38.60 C	
ZONE 3			
Nos.	Each	50 @	
72C1	\$0.48	\$40.20 C	


4 1/16-INCH RECEPTACLE COVERS



For two flush switches or receptacles. Height 3/4-inch.

ZONE 1			
Nos.	Each	50 @	
72C18	72c	\$60.00 C	
ZONE 2			
Nos.	Each	50 @	
72C18	74c	\$61.00 C	
ZONE 3			
Nos.	Each	50 @	
72C18	76c	\$62.40 C	

4" CONCRETE GALVANIZED BOXES



Four 1/2" and four 3/4" knockouts in sides; two 1/2" and two 3/4" knockouts in plate.

RINGS ONLY

Depth, 3 In.			
ZONE 1			
Nos.	Each	50 @	
54551	74c	\$61.80 C	
ZONE 2			
Nos.	Each	50 @	
54551	76c	\$64.10 C	
ZONE 3			
54551	80c	\$67.60 C	
Depth, 3 1/2 In.			
ZONE 1			
54561	80c	\$67.00 C	
ZONE 2			
54561	82c	\$69.70 C	
ZONE 3			
54561	88c	\$73.60 C	

BACK PLATES

LESS STUD			
ZONE 1			
Nos.	Each	50 @	
OCP	24c	\$21.30 C	
ZONE 2			
OCP	26c	\$22.10 C	
ZONE 3			
OCP	28c	\$23.30 C	
WITH 3/8" STUD			
ZONE 1			
Nos.	Each	50 @	
OCP-3/8	36c	\$30.00 C	
ZONE 2			
Nos.	Each	50 @	
OCP-3/8	38c	\$30.90 C	
ZONE 3			
Nos.	Each	50 @	
OCP-3/8	40c	\$32.20 C	

Call Graybar First for

Graybar Everything Electrical

Graybar

Graybar



GANGABLE CONDUIT BOXES

Two 1/2" K.O.'s in each side, one in each end, one in bottom with mounting ears.

Nos. CL, CD, CW and CY

		ZONE 1		ZONE 2		ZONE 3	
Nos.	Dep. In.	Ea.	50 @	Ea.	50 @	Ea.	50 @
CL	2	46c	\$38.90 C	48c	\$40.20 C	50c	\$42.10 C
CD	2 1/2	48c	40.50 C	50c	42.10 C	52c	44.20 C
CW	2 3/4	52c	44.00 C	54c	45.70 C	56c	48.20 C
CY	3 1/2	84c	71.30 C	88c	73.30 C	90c	76.20 C



With "V" Brackets

Two 1/2" K.O.'s in one side, one in each end, one in bottom.

Nos. CLV, CDV and CWV

		ZONE 1		ZONE 2		ZONE 3	
Nos.	Dep. In.	Ea.	50 @	Ea.	50 @	Ea.	50 @
CLV	2	48c	\$40.90 C	50c	\$42.20 C	52c	\$44.00 C
CDV	2 1/2	50c	42.50 C	52c	44.10 C	56c	47.40 C
CWV	2 3/4	54c	46.00 C	56c	47.70 C	60c	50.20 C



With "S" Brackets

Two 1/2" K.O.'s in one side, one in each end, one in bottom.

Nos. 805-S, 804-S and 803-S

		ZONE 1		ZONE 2		ZONE 3	
Nos.	Dep. In.	Ea.	50 @	Ea.	50 @	Ea.	50 @
805-S	2	48c	\$40.90 C	50c	\$42.20 C	52c	\$44.10 C
804-S	2 1/2	50c	42.50 C	52c	44.10 C	54c	46.20 C
803-S	2 3/4	54c	46.00 C	56c	47.70 C	60c	50.20 C

GANGABLE SWITCH BOXES



For Armored Cable or Flexible Metallic Conduit

Two pri-outs in each end and each side, one K.O. in bottom, holes inside permit mounting with two 10-penny nails.

Nos. LXM, LX

		ZONE 1		ZONE 2		ZONE 3	
Nos.	Dep. In.	Ea.	50 @	Ea.	50 @	Ea.	50 @
LXM	2	54c	\$45.70 C	56c	\$47.20 C	58c	\$49.40 C
LX	2 1/2	56c	47.40 C	58c	49.10 C	60c	51.60 C

All Items on This Page—Cash Discount 5%

Refer to Page 21 for Zone Designations




GANGABLE SWITCH BOXES

For Armored Cable or Flexible Metallic Conduit With "V" Brackets

Two pri-outs in each end and one side, one K.O. in bottom.

Nos. LXV and LXMV

		ZONE 1		ZONE 2		ZONE 3	
Nos.	Dep. In.	Ea.	50 @	Ea.	50 @	Ea.	50 @
LXV	2 1/2	58c	\$49.40 C	60c	\$51.10 C	64c	\$53.60 C
LXMV	2	56c	47.70 C	58c	49.20 C	60c	51.40 C



With "S" Brackets

Two pri-outs in each end and one side, one K.O. in bottom.

Nos. 806-S, 807-S

		ZONE 1		ZONE 2		ZONE 3	
Nos.	Dep. In.	Ea.	50 @	Ea.	50 @	Ea.	50 @
806-S	2 1/2	58c	\$49.40 C	60c	\$51.10 C	64c	\$53.60 C
807-S	2	56c	47.70 C	58c	49.20 C	60c	51.40 C



EXTRA SHALLOW SWITCH BOX

For Non-Metallic Cable and Loom. Non-Gangable.

3" long, 2" wide, 1 1/2" deep. With pri-outs in each "end-bottom."

SWB

		ZONE 1		ZONE 2		ZONE 3	
Nos.	Dep. In.	Ea.	50 @	Ea.	50 @	Ea.	50 @
SWB	2 1/2	52c	\$43.80 C	54c	\$45.00 C	56c	\$46.90 C

GANGABLE SWITCH BOXES



For Non-Metallic Sheathed Cable and Loom Beveled Corners

Two pri-outs in each Beveled End, one K.O. in bottom with clamp screws through bottom of box—2 1/4" deep.

No. LCN

LCNV same as LCN, except with "V" Type Bracket. 802-S, same as LCN, except with "S" Type Bracket.

		ZONE 1		ZONE 2		ZONE 3	
Nos.	Dep. In.	Ea.	50 @	Ea.	50 @	Ea.	50 @
LCN	2	50c	\$42.50 C	52c	\$44.00 C	54c	\$46.20 C
LCNV	2	52c	44.50 C	54c	46.00 C	56c	48.20 C
802-S	2	52c	44.50 C	54c	46.00 C	56c	48.20 C

SQUARE CORNERS




Two pri-outs in each end and each side; one K.O. in bottom holes in each side permit mounting with two 10-penny nails.

Nos. LXW and LXMW

		ZONE 1		ZONE 2		ZONE 3	
Nos.	Dep. In.	Ea.	50 @	Ea.	50 @	Ea.	50 @
LXW	2 1/2	56c	\$47.40 C	58c	\$48.90 C	60c	\$51.60 C
LXMW	2	54c	45.70 C	56c	47.20 C	58c	49.40 C



Nos. LXWV and LXMWV



806SW — 807SW

Same as LXW and LXMW, except with "V" or "S" Brackets.

		ZONE 1		ZONE 2		ZONE 3	
Nos.	Dep. In.	Ea.	50 @	Ea.	50 @	Ea.	50 @
LXWV	2 1/2	58c	\$49.40 C	60c	\$51.10 C	64c	\$53.60 C
LXMWV	2	56c	47.70 C	58c	49.20 C	60c	51.40 C
806SW	2 1/2	58c	49.40 C	60c	51.10 C	62c	53.60 C
807SW	2	56c	47.70 C	58c	49.20 C	60c	51.40 C

BAR SETS ARMORED AND SHEATH CABLE



Shallow Offset Bar With 3 1/2-Inch Octagon Box

Bar 19 1/2 inches, box 1 1/2 inches deep. With ears. Four 2 1/2 inch and two 1/2 inch knockouts in sides, two clamps and 3/8-inch stud.

No. 24151-XSB

		ZONE 1		ZONE 2		ZONE 3	
Type	Ea.	25 @	Ea.	25 @	Ea.	25 @	Ea.
BX	\$1.08	\$89.70 C	\$2.00	\$92.30 C	\$1.16	\$95.90 C	



Shallow Offset Bar With 4-Inch Octagon Box

Bar 19 1/2 inches, box 1 1/2 inches deep. With ears. Four 2 1/2 inch and two 1/2 inch knockouts in sides, two clamps and 3/8 inch stud.

No. 54151-ASB

		ZONE 1		ZONE 2		ZONE 3	
Type	Ea.	25 @	Ea.	25 @	Ea.	25 @	Ea.
Armor	\$1.12	\$94.50 C	\$1.18	\$97.50 C	\$1.22	\$101.70 C	
Loom	1.12	94.50 C	1.18	97.50 C	1.22	101.70 C	

CABLE, LOOM OR CONDUIT BOXES



Diameter 3 1/2 inches, depth 1 1/2 inches. Four 2 1/2 inch knockouts in sides, two 1/2 inch knockouts in sides and one in bottom, with two clamps.

ZONE 1 ZONE 2 ZONE 3

Nos.	Diam. In.	Ea.	50 @	Ea.	50 @	Ea.	50 @
24151X	3 1/2	56c	\$46.80 C	56c	\$47.80 C	58c	\$49.20 C
54151A	4	60c	51.60 C	62c	53.00 C	66c	55.00 C



Diameter 4 inches, depth 1 1/2 inches. Four 5/8-inch knockouts in sides and bottom, with two clamps.

ZONE 1 ZONE 2 ZONE 3

Nos.	Diam. In.	Ea.	50 @	Ea.	50 @	Ea.	50 @
24151N	3 1/2	56c	\$46.80 C	56c	\$47.80 C	58c	\$49.20 C
54151N	4	60c	51.60 C	62c	53.00 C	66c	55.00 C

STEEL CITY 23

Graybar

Refer to Page 21 for Zone Designations

CABLE AND LOOM BOXES



Diameter 3 1/2 inches. Depth 3/4 inch. Two bushed clamps in bottom. With lugs. Galv.

3/8" FIXTURE STUD FOR BX CABLE

Nos.	Diam.	ZONE 1	
		Ea.	50 @
36125X	3 1/2	\$0.48 C	\$40.00 C
36125X	3 1/2	ZONE 2	
		.48 C	41.00 C
36125X	3 1/2	ZONE 3	
		.50 C	42.30 C
FOR SHEATH CABLE			
36125C	3 1/2	ZONE 1	
		\$0.42 C	\$37.50 C
36125C	3 1/2	ZONE 2	
		.46 C	38.40 C
36125C	3 1/2	ZONE 3	
		.48 C	39.60 C

HANDY CONDUIT BOXES



All have 1/2-inch knockouts in sides, ends and bottom. Galvanized finish.

Nos.	Diam.	ZONE 1	
		Ea.	50 @
58351 1/2	1 1/2	\$0.40 C	\$34.50 C
58351 1/2	1 1/2	ZONE 2	
		.42 C	35.70 C
58351 1/2	1 1/2	ZONE 3	
		.44 C	37.50 C
58361 1/2	1 7/8	ZONE 1	
		.42 C	36.00 C
58361 1/2	1 7/8	ZONE 2	
		.44 C	37.80 C
58361 1/2	1 7/8	ZONE 3	
		.46 C	39.80 C
58371 1/2	2 1/8	ZONE 1	
		.42 C	37.00 C
58371 1/2	2 1/8	ZONE 2	
		.46 C	38.50 C
58371 1/2	2 1/8	ZONE 3	
		.48 C	40.60 C

STEEL COVERS FOR HANDY BOXES



No. 58C30 No. 58C5 No. 58C7



No. 58C40 No. 58C1

Nos.	Style	ZONE 1	
		Ea.	100 @
58C30	Toggle Switch	\$0.20 C	\$17.00 C
58C30	Toggle Switch	ZONE 2	
		.20 C	17.30 C
58C30	Toggle Switch	ZONE 3	
		.22 C	17.90 C
58C5	Single Receptacle	ZONE 1	
		.20 C	17.00 C
58C5	Single Receptacle	ZONE 2	
		.20 C	17.30 C
58C5	Single Receptacle	ZONE 3	
		.22 C	17.90 C

BAR HANGERS STRAIGHT



For any box having 1/2-inch center knockout.

No.	Diam.	ZONE 1	
		Ea.	50 @
6000	17 1/4	\$0.42 C	\$36.00 C
6000	17 1/4	ZONE 2	
		.44 C	37.50 C
6000	17 1/4	ZONE 3	
		.46 C	39.40 C
6000A	25 1/4	ZONE 1	
		.48 C	41.20 C
6000A	25 1/4	ZONE 2	
		.50 C	43.10 C
6000A	25 1/4	ZONE 3	
		.54 C	45.70 C

SHALLOW OFFSET



For 1 1/2-inch deep boxes where no cover is used.

Nos.	Lgth.	ZONE 1	
		Ea.	50 @
6001	17 1/4	\$0.46 C	\$38.60 C
6001	17 1/4	ZONE 2	
		.40 C	40.20 C
6001	17 1/4	ZONE 3	
		.50 C	42.40 C

DEEP OFFSET



For 1 1/2-inch deep boxes where cover is used.

No.	Lgth.	ZONE 1	
		Ea.	50 @
6002	17 1/4	.48 C	41.20 C
6002	17 1/4	ZONE 2	
		.50 C	42.80 C
6002	17 1/4	ZONE 3	
		.54 C	45.10 C

OLD WORK HANGERS



12-inch straight with long stud and pull wire.

No.	Lgth.	ZONE 1	
		Ea.	50 @
6003	12	\$0.58 C	\$48.30 C
6003	12	ZONE 2	
		.58 C	49.60 C
6003	12	ZONE 3	
		.60 C	35.50 C

SWITCH BOX SUPPORTS

For installing switch boxes in wallboard. Suitable for use in lath and plaster. Each box requires one pair.

Nos.	Lgth.	ZONE 1	
		Per Pair	100 Pair
820-D	12	\$0.14 C	\$13.90
820-D	12	ZONE 2	
		.14	14.60
820-D	12	ZONE 3	
		.14	14.10

KRUSE BOX SUPPORTS



Length 16 1/2" with lath support. Boxes not included.

No.	Per Set	100 Sets	500 Sets
8100	\$0.34	\$36.30	\$33.00 C



FLOOR BOXES

Water-tight. Has 4 drilled, tapped and plugged 1/2" holes. Diameter of plate 3 1/2", height 3 3/8" to top of plate.

With 10 Amp., 250-Volt, 2-Wire "T" Slot Receptacle

No.	With Nozzle	Each	10 @
110		\$7.92	\$6.60



FLOOR BOXES

Three screws easily and quickly set box at proper height and level.

No.	Box only	Each	5 @
800		\$8.90	\$7.10 ea.
830	Receptacle and Plug	4.00	3.30 ea.
821	Plug only	2.60	2.20 ea.



FLOOR BOX FITTINGS

Two-way outlet for light or power and telephones.

No.	Each
803 2-wire, "T" slots	\$12.40
804 Telephone outlet	11.20

BELL NOZZLES



Fits covers of Nos. 1700, 1703, 1760 boxes.

No.	Each	10 @
1708	\$1.60	\$1.30



UTILITY BOXES

Compact, small, easy to install. Fits 1 3/4" hole. Complete with 10-ampere 250-volt receptacle.

No.	ZONE 1		ZONE 2		ZONE 3	
	Ea.	50 @	Ea.	50 @	Ea.	50 @
60	\$2.76	\$229.20 C	\$2.78	\$231.50 C	\$2.80	\$233.70 C

ADJUSTABLE FLOOR BOXES



Adjustable top with brass edge ring insures cover being absolutely flush with finished floor. Cover plate is 4" diameter, over-all height is 3". Nozzle not included.

No.	For Power	Each	10 @
1760		\$17.50	\$14.00
1763	For Telephone	16.30	13.00
1779	Nema Grounded Receptacle	22.00	18.00

Call Graybar First for

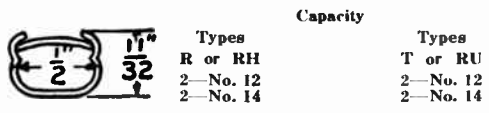
Graybar

Graybar

Graybar

Graybar

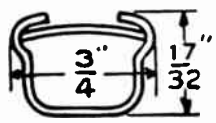
No. 200



Capacity		Types	
Per Ft.	100 Ft.	R or RH	T or RU
\$0.294	\$17.62 C	2—No. 12	2—No. 12
Each	Unit Pkg.	2—No. 14	2—No. 14

Capacity		Types	
Per Ft.	100 Ft.	R or RH	T or RU
\$0.294	\$17.62 C	2—No. 12	2—No. 12
Each	Unit Pkg.	2—No. 14	2—No. 14
203 SUPPORTING CLIP			
.060	50 @ 4.70 C	200 @	4.00 C
205 ONE-HOLE STRAP			
.04	50 @ 2.60 C	200 @	2.20 C
211 90° FLAT ELBOW			
.38	5 @ 35.20 C	50 @	29.70 C
211LH 90° TWISTED ELBOW			
.73	5 @ 63.80 C	20 @	55.30 C
211RH ADJUSTABLE INTERNAL ELBOW			
.524	5 @ 44.20 C	50 @	38.30 C
218 EXTERNAL ELBOW			
.443	5 @ 40.30 C	50 @	33.30 C
228 ADJUSTABLE JUNCTION BOX			
.92	5 @ 77.40 C	20 @	69.20 C
240 SINGLE POLE SWITCH			
2.20	40 @ 193.30 C		
242 UTILITY BOX			
1.08	20 @ 94.60 C		
243 DUPLEX RECEPTACLE			
1.60	40 @ 141.70 C		
251 EXTENSION ADAPTER			
1.20	20 @ 104.70 C		
289 REDUCING CONNECTOR			
.36	5 @ 33.00 C	1 @	27.50 C

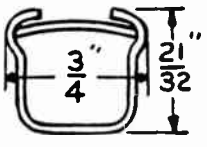
No. 500



Capacity		Types	
Per Ft.	100 Ft.	R or RH	T or RU
\$0.346	\$20.81 C	2—No. 10	2—No. 8
502	Unit Pkg.	2—No. 12	4—No. 10
Each	Std. Pkg.	3—No. 14	6—No. 12

.06	50 @ 4.20 C	200 @	3.30 C
504 STRAP			
.04	50 @ 2.80 C	500 @	2.40 C
506			
511 90° FLAT ELBOW			
.36	5 @ 30.50 C	100 @	27.00 C
515 TEE			
.642	5 @ 56.30 C	50 @	48.20 C

No. 700



Capacity		Types	
Per Ft.	100 Ft.	R or RH	T or RU
.40	50 @ \$26.60 C	2—No. 10	3—No. 8
704	Unit Pkg.	4—No. 12	6—No. 10
Each	Std. Pkg.	4—No. 14	8—No. 12
		10—No. 16	8—No. 14
		10—No. 18	16—No. 16
			1000 Ft.

704 STRAP			
.58	50 @ 5.00 C	500 @	4.30 C
711 90° FLAT ELBOW			
.40	5 @ 33.40 C	100 @	30.30 C
717 INTERNAL ELBOW			
.50	5 @ 43.30 C	100 @	37.80 C
718 EXTERNAL ELBOW			
.42	5 @ 35.40 C	100 @	30.90 C

No. 5700 — FITTINGS FOR Nos. 500 OR 700

Each	Unit Pkg.	Std. Pkg.
5703 SUPPORTING CLIP		
.058	50 @ 5.00 C	500 @ 4.30 C
5711LH INTERNAL TWISTED ELBOW		
.88	5 @ 76.40 C	50 @ 66.30 C
5711RH INTERNAL TWISTED ELBOW		
.88	5 @ 76.40 C	50 @ 66.30 C
5719D CORNER BOX		
1.02		20 @ 90.70 C
5721 UTILITY BOX—3"		
1.04	5 @ 88.40 C	40 @ 77.30 C
5726 KEYLESS RECEPTACLE—3"		
1.62	5 @ 140.30 C	20 @ 121.90 C
5727 PLUG RECEPTACLE—3"		
2.20	5 @ 188.20 C	40 @ 165.30 C
5728 UTILITY BOX		
1.16	1 @ 99.00 C	20 @ 88.00 C
5731 BLANK COVER FOR 5732-33		
.332	5 @ 25.70 C	50 @ 23.90 C
5732 OUTLET BOX—2 1/2" Dia.		
1.06	5 @ 92.20 C	20 @ 81.10 C
5733 OUTLET BOX—3" Dia.		
1.20	5 @ 104.60 C	20 @ 91.60 C

5737A EXTENSION BOX—5 1/2" Dia.		Each 1.82	Unit Pkg. 5 @ 156.60 C	Std. Pkg. 60 @ 136.70 C
5738A FIXTURE BOX—5 1/2" Dia.		1.56	5 @ 135.50 C	60 @ 118.80 C
5738F FIXTURE BOX 8" L x 3 1/8" W		1.24	5 @ 106.50 C	20 @ 93.20 C
5739 FIXTURE BOX—6 3/8" Dia.		Each 1.78	Unit Pkg. 5 @ 155.70 C	Std. Pkg. 40 @ 135.30 C
5739A EXTENSION BOX—6 3/8" Dia.		2.06	5 @ 177.20 C	40 @ 155.10 C
5740 SINGLE POLE SWITCH		Each 2.36	Unit Pkg. 40 @ 208.30 C	
5743 DUPLEX RECEPTACLE		Each 1.88	Unit Pkg. 40 @ 163.50 C	
5747 SWITCH BOX—1 3/8" Deep		Each 1.20	Unit Pkg. 40 @ 104.70 C	
5748 SWITCH BOX—1 3/4" Deep		Each 1.34	Unit Pkg. 40 @ 116.60 C	
5748-Z	Gang	3.06	20 @ 266.20 C	
5748-Z	Gang	3.80	10 @ 335.00 C	
5748S SHALLOW RECEPTACLE BOX—1 5/16" Deep		Each 1.14	Unit Pkg. 40 @ 101.40 C	
5751 EXTENSION ADAPTER—BOX—1 5/16" Deep		Each 1.20	Unit Pkg. 40 @ 104.70 C	
5752		3.32	10 @ 291.40 C	
5753		3.98	10 @ 349.80 C	
5781 BOX CONNECTOR—1/2"		Each .54	Unit Pkg. 5 @ 47.00 C	Std. Pkg. 100 @ 40.20 C
5782 PIPE CONNECTOR—1/2"		.60	5 @ 53.60 C	50 @ 46.00 C
5785 COMBINATION CONNECTOR		.52	5 @ 47.00 C	50 @ 40.20 C

All Items on This Page—Cash Discount 5%

St L 25

No. 2000 PLUGMOLD WITH SNAPICOIL



Nos.	Description	Each
20D30†	50-foot Snapicoil with 20 Duplex, 2-wire (both sides hot) brown outlets (15A, 125V) wired 30" on centers with No. 12 Type TW conductors.....	\$49.40
20D30V†	Same as 20D30 but with ivory outlets.....	50.40
20S30†	50-foot Snapicoil with 20 Duplex, 3-wire (one side hot, one side switched) brown outlets (15A, 125V; 10A, 250V) wired 30" on centers with No. 12 Type TW conductors.....	53.80
20S30V†	Same as 20S30 but with ivory outlets.....	54.90

†Includes 10 5-foot lengths of Plugmold 2000 Base and 10 5-foot lengths of Plugmold 2000 Holecut Cover.

WIRED SECTIONS



Nos.	20D306		20D606		20D618	
	Lgth. (Feet)	Number	Centers In.	Type	Each	Std. Pkg. (10)
20D306	3	6	6	2-Wire Duplex	\$ 6.70	\$ 5.50
20D606	6	12	6	2-Wire Duplex	11.90	10.40
20D618	6	4	18	2-Wire Duplex	7.70	6.40

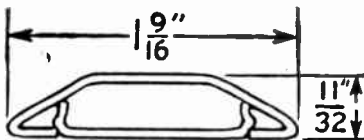
Each length includes 2 No. 2110B blank ends and one 2001 coupling.

FITTINGS FOR 2000 PLUGMOLD



Nos.	Each	Unit Pkg.	Std. Pkg.
2001—Coupling	\$0.10	5 @ \$ 8.00 C	50 @ \$ 7.30 C
2010A—Entrance End	.46	5 @ 37.40 C	20 @ 33.40 C
2010B—Blank End	.18	5 @ 17.20 C	20 @ 15.20 C
2011—Flat Elbow 90°	.68	10 @ 59.60 C
2017—Internal Elbow	.86	20 @ 74.60 C
2018—External Elbow	.86	10 @ 74.60 C
2089—Reducing Conn.	1.06	5 @ 93.50 C
2089E—Reducing Conn.	.24	5 @ 20.90 C	20 @ 18.40 C

No. 1500 FLOOR MOULDING



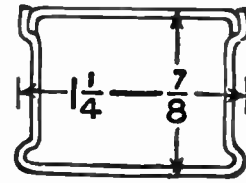
Furnished in 10 Ft. Lengths.

Less 100 Ft.—\$0.48 100 Ft.—\$41.60 C

Nos.	Each	Unit Pkg.	Std. Pkg.
1500WC	\$0.02	20 @ \$ 1.60 C	200 @ \$1.50 C
1504	\$0.20	10 @ \$16.50 C	50 @ \$14.50 C
1511	\$0.48	20 @ \$40.60 C	
1517	\$0.54	5 @ \$48.10 C	20 @ \$ 40.60 C
1517A	\$0.76	5 @ \$63.80 C	20 @ \$57.00 C

Nos.	Each	Unit Pkg.	Std. Pkg.
1518	\$0.54	5 @ \$ 48.40 C	
1524	\$2.24	20 @ \$198.00 C	
1542A	\$1.84	20 @ \$162.40 C	
1542D	\$1.06	5 @ \$92.20 C	20 @ \$ 81.10 C
1543	\$2.30	20 @ \$202.90 C	
1543A	6.48	10 @ \$567.60 C	
1585	\$0.66	5 @ \$55.00 C	20 @ \$ 48.40 C

No. 2100 WIREMOLD AND FITTINGS



CAPACITY

Types R or RH	Types T or RU
6 No. 14	10 No. 12
6 No. 12	10 No. 14

Nos.	10 Ft.	100 Ft.
2100B	\$27.20 C	\$24.60
2100C	19.20 C	17.60

Nos.	Each	Unit Pkg.	Std. Pkg.
2100WC	\$0.06	20 @ \$4.70 C	200 @ \$4.00 C
2101	.12	5 @ \$10.60 C	20 @ \$8.80 C
2106	\$0.06	20 @ \$5.10 C	100 @ \$4.40 C
2110A	\$0.50	5 @ \$44.20 C	20 @ \$37.80 C
2110B	.24	5 @ \$21.90 C	20 @ \$19.30 C
2111	\$0.76	5 @ \$65.30 C	20 @ \$57.00 C
2117	\$0.78	5 @ \$67.30 C	20 @ \$59.00 C
2118	\$0.88	5 @ \$73.80 C	20 @ \$65.50 C
2126	\$1.26	20 @ \$109.90 C	
2127	\$0.88	40 @ \$77.40 C	
2127D	\$1.08	2 @ \$92.20 C	20 @ \$81.10 C
2127H	\$2.38	40 @ \$204.50 C	
2127P	\$1.66	20 @ \$145.60 C	
2140	\$2.02	20 @ \$177.10 C	
2174	\$0.72	10 @ \$64.70 C	
2182A	\$1.36	5 @ \$144.00 C	20 @ \$101.50 C

Graybar

Graybar

Graybar

GrAYBAR

NATIONAL METAL Moulding



Two-piece molding, 1" wide, 1/16" high. Lengths 8' 4" long. For 7 No. 14; 6 No. 12; 3 No. 10; 2 No. 8 wires, types R or RH, and 9 No. 14; 8 No. 12; types TW or RU.

Nos.	Per Ft.	100 Ft.	1000 Ft.
333	\$0.26	\$23.40	\$21.50 C



TAKE-OFF TEE

No.	Each	5 @	50 @
319	\$0.64	\$59.20 C	\$51.50 C



FLAT ELBOW 90°

No.	Each	10 @	100 @
336	\$0.40	\$33.40 C	\$27.50 C




EXTERNAL ELBOW

Nos.	Each	10 @	100 @
337	\$0.42	\$35.40 C	\$30.90 C




INTERNAL ELBOW

Nos.	Each	10 @	100 @
338	\$0.50	\$43.30 C	\$37.80 C



DUPLEX RECEPTACLE

No.	Each	20 @
350	\$1.62	\$141.70 C



SINGLE POLE SWITCH

No.	Each	20 @
351	\$2.20	\$193.30 C




SPLIT CANOPY BASE AND COVER 3/4"

Nos.	Each	5 @	50 @
362	\$1.82	\$156.60 C	\$136.70 C




FIXTURE BOX 3/4"

Nos.	Each	5 @	50 @
365	\$1.56	\$135.30 C	\$118.80 C



SINGLE SWITCH BOX

Nos.	Each	20 @
439-1 3/4" deep	\$1.34	\$116.60 C
439D-1 3/8" deep	1.20	104.70 C
439X-1" deep	1.14	101.40 C



SINGLE SWITCH BOX ADAPTER

No.	Each	20 @
441-3/4" deep	\$1.20	\$104.70 C

Metal molding fittings for all applications are available. Write for catalog and installation book.

All Items on This Page—Cash Discount 5%

NATIONAL XTENSIONDUCT



Finished in neutral grey. For extension wiring from existing convenience outlet. Takes two No. 14 wires. Furnished in 5' lengths, 1 7/8" x 3 5/8". Unit package, 100 feet. Standard package, 1000 feet.

Nos.	Less Unit Pkg.	Per 100 Ft.
111		\$19.10
111	Unit Package	17.60
111	Standard Package	16.00



LOW POTENTIAL FIBRE BUSHINGS

For covering bell or signal wire.

Nos.	Unit Pkg.	Std. Pkg.	Less Unit Pkg.	Per 100 Unit Pkg.	Std. Pkg.
100	10	100	\$6.40	\$5.50	\$4.60



CUTTING AND NOTCHING GAUGES

Mitre gauge assures close and neat fitting joints and corners.

Nos.	Unit Pkg.	Std. Pkg.	Each
122	1	1	\$3.90



FLAT ELBOWS COMPLETE

For use at left or right bends in Xtensionduct; 90°. Supplied with base.

Nos.	Unit Pkg.	Std. Pkg.	Less Unit Pkg.	Per 100 Unit Pkg.	Std. Pkg.
136	5	50	\$38.50	\$35.20	\$29.70



EXTERNAL ELBOW CAPS

For use at outside corners; 90°.

Nos.	Unit Pkg.	Std. Pkg.	Less Unit Pkg.	Per 100 Unit Pkg.	Std. Pkg.
137	5	50	\$22.20	\$20.00	\$16.50



INTERNAL ELBOW CAPS

For use at inside corners; 90°.


Nos.	Unit Pkg.	Std. Pkg.	Less Unit Pkg.	Per 100 Unit Pkg.	Std. Pkg.
138	5	50	\$22.20	\$20.00	\$16.50



BOX EXTENSION ADAPTERS

Accommodates extensions from outlets other than standard convenience receptacles.

Nos.	Unit Pkg.	Std. Pkg.	Less Unit Pkg.	Per 100 Unit Pkg.	Std. Pkg.
139	1	20	\$120.80	\$104.70



BOX EXTENSION DEVICE

Accommodates extensions from existing outlet. Includes plate and receptacle.

Nos.	Unit Pkg.	Std. Pkg.	Less Unit Pkg.	Per 100 Unit Pkg.	Std. Pkg.
141	1	20	\$161.30	\$141.70



COUPLINGS

For connecting base.

Nos.	Unit Pkg.	Std. Pkg.	Less Unit Pkg.	Per 100 Unit Pkg.	Std. Pkg.
144	10	50	\$3.30	\$2.90	\$2.60



BASEBOARD OFFSET ELBOWS

For runs from outlet on baseboard to right angle runs on plaster just above baseboard. Supplied with base.

Nos.	Unit Pkg.	Std. Pkg.	Less Unit Pkg.	Per 100 Unit Pkg.	Std. Pkg.
176	5	20	\$36.70	\$34.30	\$29.00



DUPLEX RECEPTACLES

Nos.	Unit Pkg.	Std. Pkg.	Less Unit Pkg.	Per 100 Unit Pkg.	Std. Pkg.
350	1	20	\$161.30	\$141.70	



SINGLE-POLE SWITCHES

Nos.	Unit Pkg.	Std. Pkg.	Less Unit Pkg.	Per 100 Unit Pkg.	Std. Pkg.
351	1	20	\$221.30	\$193.30



UTILITY BOXES

Nos.	Unit Pkg.	Std. Pkg.	Less Unit Pkg.	Per 100 Unit Pkg.	Std. Pkg.
352	1	20	\$99.00	\$88.00

NATIONAL ELECTRIC FLORDUCT


711-A and 733-A

For Lighting, Telephone and Buzzer Systems

Florduct consists of two pieces, base and capping — the capping snapping over the base. The capping is a ramp-like plate offering the minimum of obstruction. Florduct makes practical and sturdy surface floor wiring across aisles. Neutral gray finish. Listed by U/L. Packed 20 lengths, 5' long in sealed corrugated carton. Two fibre Wire Retaining Clips with each length.


Catalog No. 711-A

Capacity — Single Conductor



Type	No. 6	No. 8	No. 10	No. 12	No. 14	No. 16	No. 18
R & RH	..	2	2	4	7	6	8
T or TW	..	3	4	5	9
& RU	..	3	4	5	9

Annunciator Telephone
20 4 Twisted Pair



Catalog No. 733-A



Capacity — Single Conductor

Type	No. 6	No. 8	No. 10	No. 12	No. 14	No. 16	No. 18
R & RH	4	7	10	10	10	20	24
T or TW	6	10	10	10	10
& RU	6	10	10	10	10

Annunciator Telephone Cable
50 Twisted Pair Up to two 26 pair

Nos.	Less 100 Ft.	100 Ft.
711-A	\$51.00 C	\$41.20 C
733-A	72.60 C	60.50 C

FLORDUCT FITTINGS




Nos.	Description	Each	Std. Pkg.
738-B	Internal Adapter Elbow for 711-A	\$0.86	20 @ \$72.60 C
766-BA	Outlet Extension Cap	.92	20 @ 77.20 C
750-BA	Service Fitting	1.36	10 @ 114.90 C
761-TA	Duplex Floor Receptacle	2.42	10 @ 212.60 C
761-B	Service Fitting Continuous Base for 711-A only	2.42	10 @ 212.60 C

St L 27

GrAYBAR

GrAYBAR

NATIONAL SURFACEDUCT



SURFACEDUCT — Neutral Gray finish — Two pieces, base and capping. Packed five lengths, 10, long (50 ft.) in sealed corrugated container. Capping secured in place by bridges, four of which are furnished with each length. 1/2" and 3/4" knockouts and mounting holes in base.

Nos.	Less 100 Ft.	100 Ft.
1700	\$80.10 C	\$72.70 C



1719—Busing used on ends of surfaceduct in 1739 and 1740 boxes.

1790—Hanger.
1731—Bridge for securing capping, mounting devices and retaining wire.

1719	Each \$0.14	2 @ \$0.12	10 @ \$ 9.20 C
1790	.48	2 @ .44	10 @ 37.70 C
1731	.12	1 @ .10	50 @ 7.70 C




1728—Side Feed Box or end box with 1780.
1744—Coupling.
1780—End Blank or with 1728 as an end box.

1728	Each	1 @ \$0.24	10 @ \$20.80 C
1744	.16	5 @ .14	20 @ 12.10 C
1780	.68	2 @ .60	10 @ 52.30 C

1736—90° Flat Elbow, use 1744 coupling to connect.

1744X—Rigid Coupling for suspension installations.
1736 Ea. \$1.26 10 @ \$110.60 C
1744X .78 10 @ 72.60 C 50 @ \$60.50 C



1737—External Elbow, use 1744 couplings to connect.


1738—Internal Elbow, use 1744 coupling to connect.
1737 Each \$1.26 10 @ \$110.80 C
1738 1.30 10 @ 114.40 C



1735—Tee, use as tee and installing devices in offset position.
1715—Adapter for rigid conduit.
1716—Adapter for light wall tubing.
1717—Adapter for flexsteel.
1718—Adapter for boxes.

1735	\$3.66	10 @ \$3.04
1715	2.84	10 @ 2.38
1716	3.94	10 @ 3.26
1717	4.96	10 @ 4.28
1718	4.17	10 @ 3.48

NATIONAL SURFACEDUCT



1740—Device Box for 30, 50, 60 amp. receptacles with twistouts for surfaceduct, and metal molding.


1739—Junction Box with twistouts for surfaceduct, and metal molding.

1702—Cover. Eight covers will accommodate over 300 different devices. Inquire as to the correct cover needed.

Nos.		
1740	\$7.64	10 @ \$6.38
1702	.54	10 @ .46

NATIONAL "PLUG-IN" STRIPS

Type CF2 Constant Service



Type CF3 Switch Controlled

Outlets provided all around a room. Easily installed on top of baseboard or may be mounted any height on flat surface.

CF2 strip with two wire outlets comes in 3 foot lengths with outlets every 6 inches of 6 foot lengths with outlets every 6 or 18 inches.

CF3 strip with 3 wire outlets comes in 6 foot lengths with outlets every 18 inches. Outlets can be controlled by the use of a switch on one of the "hot" wires. If switch is connected to the top "hot" wire the top slots of the receptacles are controlled by the switch while the bottom slots give constant service.

"Plug-in" strip is wired with No. 12 wire for 15 ampere 125 volt service.

Nos.	Length Feet	Plug In Per Length	Each	10 @
CF2-606-18	6	4	\$6.28	\$5.18
CF2-606-6	6	11	7.60	6.38
CF2-603-6	3	5	5.18	4.30
CF3-606-18	6	4	7.92	6.60

"Plug-in" strip fittings for all applications are available. Ask for catalog and installation book.


JUNCTION BOXES



No. NE-600..... Each \$6.94

CF2-618
CF-616 Left and Right hand end feed.
CF2-617 Left and Rt. hand 90° strt. end feed.
CF2-618 Center feed.

Nos.	Each	20 @
CF2-616-L&R	\$1.28	\$1.04 ea.
CF2-617-L&R	1.28	1.04 ea.
CF2-618	2.10	1.74 ea.




CF3-618 Center Feed Junction Box.
CF3-616 Reversible End Feed.

Nos.	Each	20 @
CF3-616	\$1.68	\$1.38 ea.
CF3-618	2.32	1.96 ea.

NATIONAL "PLUG-IN" STRIPS


ELBOWS



CF2-636 Flat Elbow
CF2-638 Interior Elbow
CF2-637 Exterior Elbow


Nos.	Each	20 @
CF2-636	\$1.62	\$1.38 ea.
CF2-637	1.62	1.38 ea.
CF2-638	1.62	1.38 ea.
CF3-637	2.10	1.74 ea.
CF3-638	2.10	1.74 ea.

COUPLING CAPPING



Nos.	Each	20 @
CF2-644	\$0.42	\$0.36 ea.
CF3-644	.56	.46 ea.

END BLANK AND WIRE NUTS



Nos.	Each	20 @
CF2-680	\$0.46	\$0.38 ea.
Nos.	Each	20 @
CF3-680	\$0.56	\$0.46 ea.

CUTTING GAUGES

Nos.	Each
CF2-623	\$3.52
CF3-623	4.62

"Plug-in" Strip fittings for all applications are available. Write for catalog.

NATIONAL NEPCODUCT



Under Floor Wiring System

A steel raceway easily installed in all conventional types of floor construction. Furnished in 10 foot lengths with capped outlets every 24 inches. Floor junction boxes with tops for all types of floor covering and accessories are available.

Ask for bulletin giving details regarding installation.

CRIMPING TOOLS



For connecting crimp connectors on CF2 and CF3 "Plug-in" strip.

Nos.	Each
NE-600	\$6.94

Graybar

NEW "QUIET" A. C. FLUSH SWITCHES



Operation is mechanical, without mercury or other fluids.

Rated 15 Amps.

120 Volts A.C. only

277 Volts A.C. only

Nos.	Type	Handle	Each	50 @
4801	S.P.	Brown	\$1.90	\$165.10 C
4801-1	S.P.	Ivory	1.96	170.30 C
4803	3-Way	Brown	2.36	205.40 C
4803-1	3-Way	Ivory	2.42	210.60 C

FLUSH TUMBLER SWITCHES



STANDARD GRADE

Shallow porcelain cup. Plaster ears.

"T" Rating

10 Amperes 125 Volts

Brown Handle

Bryant Nos.	Hubbell Nos.	Type	Each	10 @	Per 100
3951	8801	S.P.	\$0.94	\$0.82	\$ 72.16 C
3952	8802	D.P.	1.78	1.58	136.50 C
3953	8803	3-Way	1.28	1.14	98.80 C
3954	8804	4-Way	4.00	3.54	306.78 C

Ivory Handle

Type	Each	10 @	50 @
3951-1 8801-1 S.P.	\$1.00	\$0.90	\$ 77.36 C
3953-1 8803-1 3-Way	1.36	1.20	1.04
3954-1 8804-1 4-Way	4.08	3.60	312.02 C

INTERMEDIATE GRADE



Bakelite cup. Plaster ears. "T" Rating

10 Amperes 125 Volts

Brown Handle

Bryant Nos.	Hubbell Nos.	Type	Each	10 @	Per 100
61	9641	S.P.	\$0.56	\$0.50	\$42.90 C
63	9643	3-Way	.80	.70	61.10 C

Ivory Handle

Type	Each	10 @	Per 100
61-1 9641-1 S.P.	\$0.64	\$0.58	\$49.40 C
63-1 9643-1 3-Way	.88	.78	67.60 C

COMPETITIVE GRADE



Shallow porcelain cup. Plaster ears.

10 Amperes 125 Volts

Brown Handle

Bryant Nos.	Hubbell Nos.	Type	Each	10 @	Per 100
51	9891	S.P.	\$0.38	\$0.34	\$28.60 C
53	9893	3-Way	.60	.52	45.50 C

Ivory Handle

Type	Each	10 @	Per 100
51-1 9891-1 S.P.	\$0.44	\$0.40	\$33.80 C
53-1 9893-1 3Way	.66	.58	50.70 C

All Items on This Page—Cash Discount 2%

FLUSH TUMBLER SWITCHES



Made small to make wiring room larger. Bakelite enclosed dust-proof housing.

"T" Rating

10 Amperes 125 Volts

Brown Handle

Bryant Nos.	Type	Each	10 @	Per 100
1815D	Sgl. Pole	\$0.94	\$0.84	\$ 72.16 C
1835D	3-Way	1.28	1.14	98.80 C

Ivory Handle

Type	Each	10 @	50 @
1915D Sgl. Pole	1.00	.90	77.34 C
1935D 3-Way	1.36	1.20	104.00 C



Specification grade. 30-ampere switches require 2 1/2" deep box. Take standard plates. Brown handle.

"T" Rating

10 Amperes, 125 Volts

Bryant Nos.	Hubbell Nos.	Type	Each	10 @	50 @
4961	9801	S.P.	\$1.88	\$1.66	\$144.30 C
4962	9802	D.P.	3.14	2.78 ea.	2.42 ea.
4963	9803	3-Way	2.30	2.04 ea.	1.78 ea.

20 Amperes 250 Volts

Type	Each	10 @	30 @
5861 9815 S.P.	3.16	2.78 ea.	2.42 ea.
5862 9816 D.P.	3.58	3.16 ea.	2.74 ea.
5863 9943 3-Way	3.56	3.14 ea.	2.72 ea.

30 Amperes 250 Volts

Type	Each	10 @	30 @
5431 2923 S.P.	4.36	3.86 ea.	3.34 ea.
5432 2924 D.P.	6.28	5.54 ea.	4.80 ea.
5433 2925 3-Way	5.46	4.82 ea.	4.18 ea.



Heavy porcelain cup. Brown bakelite handle. Requires 2 1/2" deep box.

"T" Rating

20 Amperes 125 Volts

Bryant Nos.	Hubbell Nos.	Type	Each	10 @	50 @
3971	8941	S.P.	\$2.22	\$1.96 ea.	\$170.30 C
3972	8942	D.P.	3.16	2.80 ea.	241.80 C
3973	8943	3-Way	2.88	2.54 ea.	219.70 C

SHALLOW BAKELITE CUP PLASTER EARS



10 Amperes 125 Volts

5 Amperes 250 Volts

Bryant Nos.	Type	Each	10 @	Per 100
151	S.P.	\$0.38	\$0.34	\$28.60 C
153	3-Way	.60	.52	45.50 C

Ivory Handle

Type	Each	10 @	Per 100
151-1 S.P.	.44	.40	33.80 C
153-1 3-Way	.66	.58	50.75 C

MERCURY SILENT FLUSH SWITCHES



Wide mounting ears. Must be mounted vertically. Bakelite case.

"T" Rating

10 Amperes 125 Volts
5 Amperes 250 Volts
A. C. or D. C.

Brown Handle

Bryant Nos.	Hubbell Nos.	Type	Each	10 @	Pkg. Quantity Per 100
4701	9711	S.P.	\$1.68	\$1.48	\$1.30 ea.
4703	9713	3-Way	3.18	2.80	50 @ 2.42 ea.
4704	9714	4-Way	6.54	5.78	10 @ 5.00 ea.

Ivory Handle

Type	Each	10 @	50 @
4701-1 9711-1 S.P.	1.88	1.64	1.44 ea.
4703-1 9713-1 3-Way	3.36	2.96	30 @ 2.58 ea.
4704-1 9714-1 4-Way	6.72	5.94	10 @ 5.16 ea.

FLUSH TUMBLER SWITCHES



Double Pole Double Throw

Two circuits, three positions. "Off" position in center.

20 Amperes 125 Volts
10 Amperes 250 Volts

Nos.	Each	10 @	100 @
4361	\$13.54	\$11.96	\$10.36 ea.
4362	1.16	1.04	.88 ea.

Switch 1 1/2" Deep
Brass plate .060

PUSH BUTTON SWITCHES



Single Pole

10 Amperes 125 Volts
5 Amperes 250 Volts

Bryant Nos.	Hubbell Nos.	Type	Each	10 @	100 @
5501	4401	3-Way	\$1.54	\$1.36	\$117.00 C
5503	4403	2.04	1.78	50 @ 154.70 C

DOOR SWITCHES



With Galvanized box, cover, and striking plate. Box 2 1/16" x 1 1/32" x 1 1/2" deep. Cover 1 1/2" x 4". Plunger adjustable. 6 amp., 125 volts; 3 amp., 250 volts.

Bryant Nos.	Each	10 @	100 @
2968	\$4.24	\$3.74	\$3.26 ea.
2969	4.24	3.74	3.26 ea.

WARNING LIGHT RECEPTACLES



Complete with 125 volt lamp. Fits standard switch plate.

Bryant Nos.	Each	10 @	30 @
427	\$2.48	\$2.18 ea.	\$1.90 ea.
618	.78	.68 ea.	.60 ea.

Graybar

Graybar

BRYANT FAN HANGER OUTLETS



With composition receptacle and brush brass flush plate. Mounts on any 4" box receptacle cover with universal receptacle and round fan supporting bolt.

15 Amperes, 125 Volts
10 Amperes, 250 Volts

No. 3751—Stud type, attaches to 3/8" stud.
Each \$6.12 10 @ \$5.40 ea. 20 @ \$4.68 ea.

FRANK ADAM FAN HANGERS

FIXTURE STUD TYPE

Use standard 4" x 4" x 1 1/2" box with 3/8" fixture stud and cover not less than 1/2" deep.

Each \$4.20 20 @ \$3.50 ea.



SECURITY

A complete outlet box with receptacle and plate with bolt for supporting fan.

Box size, 4" x 4" x 1 1/2".
Plate size, 2 3/4" x 4 1/4".

F. A. Security

Each \$4.92 20 @ \$4.10 ea.



RANGE RECEPTACLES

THREE WIRE BAKELITE RECEPTACLE FOR SURFACE MOUNTING



Easily installed on the floor against the baseboard.

Bryant Nos. Each 2 @ 10 @
3826 \$3.40 \$3.00 ea. \$2.60 ea.

GROUND STRAPS



Bryant Nos. Each 2 @ 10 @
3827 \$1.12 \$1.00 ea. \$0.86 ea.

RANGE CONNECTOR CORD SETS




Moulded bakelite cap. Rubber cable. Length 36".

50 Amperes 250 Volts
Two No. 6 and one No. 8 wires.

Bryant Nos. Each 2 @ 10 @
3830 \$5.24 Rubber Cap \$4.62 ea. \$4.00 ea.

FLOOR RECEPTACLES



For standard switch box. Has brass plate and slotted screw plug for closing when outlet is not in use.

15 Amperes, 125 Volts; 10 Amperes, 250 Volts.

Bryant Nos. Each 2 @ 10 @
3799 \$5.38 \$4.76 ea. \$4.12 ea.

CLOCK HANGER OUTLETS



All bakelite construction, molded in one piece. Provides support and electrical connection for wall clocks. Clock completely conceals the outlet.

15 Amperes, 125 Volts
10 Amperes, 250 Volts

Bryant Nos. Each 10 @ Per 100
2992 Brown \$1.72 \$1.52 ea. \$131.30
2992-1 Ivory 1.98 1.74 ea. 150.80

COMBINATION WEATHERPROOF SWITCH AND RECEPTACLE



Built to withstand the heavy current surge of Type "C" lamp circuits.

Completely sealed with cover and plate gaskets.

Plate of .060" brass with baked-on aluminum finish that is not affected by atmospheric conditions.

May be installed in single gang switch box or flat face FS fittings.

Outlet rated at 15 amperes, 125 volts, or 10 amperes, 250 volts.

Single pole switch 125-volt "T" rating.

Bryant Nos. Each 2 @ 10 @
4526 \$5.48 \$4.84 ea. \$4.18 ea.

HEAVY DUTY RANGE RECEPTACLES



50 Amperes 250 Volts
THREE WIRE
ANGLE CAP

Bryant Nos. Each 2 @ 10 @
3833 \$5.42 \$4.78 ea. \$4.14 ea.

BAKELITE FLUSH RECEPTACLES




With Plate

Take standard 4" box and 2 gang raised switch cover.

50 Amperes, 250 Volts

Bryant Nos. Each 2 @ 10 @
3846 \$7.96 \$7.02 ea. \$6.08 ea.

WEATHERPROOF DUPLEX FLUSH RECEPTACLES



Completely sealed with cover and plate gasket.


Plate of .060" brass with baked-on aluminum finish that is not affected by atmospheric conditions.

May be installed in single gang switch box or flat face FS fittings.

15 Amperes, 125 Volts; 10 Amperes, 250 Volts

Bryant Nos. Each 2 @ 10 @
3894 \$5.48 \$4.84 ea. \$4.18 ea.

OUTDOOR FLUSH RECEPTACLES




For plugging in outdoor appliances. Cadmium finish plate. Rubber mat under the plate makes it weather-proof.

15 Amperes, 125 Volts
10 Amperes, 250 Volts

Bryant Nos. Each 10 @ 30 @
3880 \$2.98 \$2.64 ea. \$2.28 ea.

POLARIZED DEVICES

20 Amp., 250 Volt
"Four Wire"



Hubbell Nos.	Description	Each	10 @	50 @
7250	Comp. flush recept.	\$3.24	\$2.84 ea.	\$2.46 ea.
7251	Cord grip cap.	2.48	2.18 ea.	1.92 ea.
7279	Recept. for 4" box	3.40	3.00 ea.	2.60 ea.

SURFACE TYPE POWER OUTLETS

(With "L" Shaped Ground Slot)

30 Amperes, 250 Volts

Equipped with built-in cable clamp, interchangeable for back or bottom wiring. 3/4" or 1" knockouts provided. Applications: clothes dryers, portable electrical equip., air conditioners, etc.

Specify Black or Ivory

Nos.	Description	Each	5 @	20 @
9334	Recept.	\$3.40	\$3.00 ea.	\$2.60 ea.
9331	Bakelite cap	2.20	1.96 ea.	1.68 ea.
9332	Bakelite cord grip cap	3.56	3.12 ea.	2.70
9337	Arm. cord	3.56	3.12 ea.	2.70

FLUSH RECEPTACLES


30 AMPERE—THREE WIRE

Soldered Terminal—Polarized


Hubbell Nos.	Description	Each	5 @
7112	Flush recept.	\$6.20	\$4.74 ea.
7113	Armored cord grip cap	3.56	2.72 ea.
7114	.060 brass plate	2.92	2.24 ea.

Graybar

RECEPTACLE AND SWITCH PLATES



No. 91071



No. 91101



No. 91532



No. 91081

Brown Bakelite

Nos.	Gang	Type	Each	10 @	100 Asstd.
91071	1	Toggle	\$0.24	\$0.20	\$17.56 C
91072	2	Toggle	.44	.40	33.80 C
91073	3	Toggle	.68	.60	52.66 C
91074	4	Toggle	1.24	1.10	94.90 C
91081	1	Plush	.30	.26	22.76 C
91101	1	Duplex	.24	.20	17.56 C
91091	1	Sgt. Recept.	.30	.26	22.76 C
91181	1	Telephone	.40	.34	29.90 C
91121	1	Blank	.40	.36	31.20 C
91532	2	Toggle and Duplex	.58	.52	44.86 C
91512	2	Toggle and Sgl. Recept.	.68	.60	52.66 C


Ivory

92071	1	Toggle	\$0.32	\$0.28	\$24.06 C
92072	2	Toggle	.66	.58	50.02 C
92073	3	Toggle	1.08	.96	82.56 C
92101	1	Duplex	.32	.28	24.06 C
92532	2	Toggle and Duplex	.78	.70	59.80 C

METAL PLATES (.040")



98071



98101

Brown Enamel

Bryant Nos.	Gang	Type	Each	10 @	100
98071	1	Toggle	\$0.22	\$0.20	\$17.56 C
98072	2	Toggle	.42	.38	32.50 C
98073	3	Toggle	.66	.58	50.06 C
98101	1	Duplex	.22	.20	17.56 C
98532	2	Toggle and Duplex	.58	.52	44.86 C

Ivory Enamel

99071	1	Toggle	\$0.24	\$0.22	\$18.86 C
99072	2	Toggle	.50	.44	37.70 C
99073	3	Toggle	.78	.70	59.80 C
99101	1	Duplex	.24	.22	18.86 C
99532	2	Toggle and Duplex	.74	.66	56.56 C

RUBY JEWELS




Designed with prongs for mounting on all standard plates.




Bryant Nos.	Type Plate	Each	10 @	30 @
3850	Open Recept.	\$0.80	\$0.70 ea.	\$0.62 ea.
746	Toggle Plate	.80	.70 ea.	.62 ea.

All Items on This Page—Cash Discount 2%


INTERCHANGEABLE PLATES




91021



91022



91032



91011

Supplied complete with necessary straps.

Brown Bakelite

Nos.	Gang	Holes	Each	10 @	Pkg.	Quantity
91041	1	1	\$0.30	\$0.26	100 @	\$22.76 C
91021	1	2	.30	.26	50 @	22.76 C
91031	1	3	.30	.26	30 @	22.76 C
91022	2	4	.78	.70	30 @	59.80 C
91012	2	2	.56	.50	50 @	43.56 C
91032	2	6	1.10	.96	20 @	83.86 C
91023	3	6	1.56	1.38	20 @	118.96 C

Ivory


92041	1	1	\$0.36	\$0.32	100 @	\$28.60 C
92021	1	2	.36	.32	50 @	28.60 C
92031	1	3	.36	.32	30 @	28.60 C

Chromium (.040 Metal)


97011	1	1	\$0.66	\$0.58	100 @	\$50.06 C
97021	1	2	.66	.58	50 @	50.06 C
97031	1	3	.66	.58	30 @	50.06 C

STAINLESS STEEL PLATES


20 GAUGE—SATIN FINISH
KESCO



21001



22001



26002

Nos.	Gang	Type	Each	100 Asstd.
21001	1	Toggle	\$0.98	\$ 93.60 C
21002	2	Toggle	1.84	175.50 C
21003	3	Toggle	2.70	257.40 C
22001	1	Duplex	.98	93.60 C
26002	2	Toggle and Duplex	1.84	175.50 C

MIRROR PLATES



1430-0



1431-0



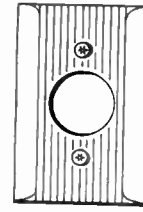
1433-0

Nos.	Type	Each	10 @	Per 100
1430-0	Push	\$0.72	\$0.62	\$54.60
1431-0	Toggle	.72	.62	54.60
1433-0	Duplex	.72	.62	54.60

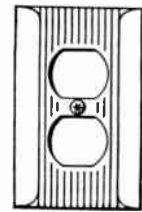
MONOWATT PLATES



1400



1402



1403

PLASTIC BREAK-OFF PLATES

Nos.	Color	Each	10 @	Per 100
1400-1	Brown	\$0.18	\$0.16	\$13.00
1400-2	Ivory	.24	.22	18.20
1401-1	Brown	.18	.16	13.00
1401-2	Ivory	.22	.20	16.90
1402-1	Brown	.18	.16	13.00
1402-2	Ivory	.24	.22	18.20
1403-1	Brown	.18	.16	13.00
1403-2	Ivory	.26	.24	19.50
1404-1 (Tele.)	Brown	.26	.22	19.50
1404-2 (Tele.)	Ivory	.34	.30	26.00



MOUNTING STRAPS

No. 1347 is 4 3/32" long by 1 1/16" wide. No. 1348 is 4 3/32" long by 1 1/32" wide.

Nos.	Holes	Each	10 @	50 @
1347	1	\$0.18	\$0.16	\$13.92 C
1348	3	.18	.16	13.92 C



FLUSH PILOT LIGHTS

With space in strap in which may be inserted a switch or receptacle.


Nos.	Each	10 @	30 @
1377	\$2.06	\$1.82 ea.	\$1.58 ea.

FLUSH NEON PILOT LIGHTS

Equipped with 1/25 watt, 125 V Neon Lamps, unbreakable, prismatic plexiglass domes.

Nos.	Each	10 @	30 @	
1375	Brown	\$1.58	\$1.32 ea.	\$1.16 ea.
1475	Ivory	1.58	1.40 ea.	1.22 ea.

BRASS PLATES (.040")



Single Toggle



Duplex Receptacle

Nos.	Gang	Type	Each	10 @	100
94071	1	Toggle	\$0.82	\$0.72	\$62.40 C
94101	1	Duplex	.82	.72	62.40 C
94121	1	Blank	1.04	.92	79.96 C
94181	1	Telephone	1.10	.98	85.16 C
94532	2	Toggle and Duplex Recept.	2.14	1.88	163.80 C

Graybar

Graybar

INTERCHANGEABLE WIRING DEVICES



STANDARD SWITCHES

Designed for modern Type C lamp loads. "T" rating.

10 Amp., 125 Volt

		Brown		
Nos.	Type	Each	10 @	100 @
1311	Single Pole	\$0.94	\$0.82	\$ 72.16 C
1313	Three Point	\$1.28	\$1.14	\$ 98.80 C
1314	Four Point	3.66	3.22	279.50 C
		Ivory		
Nos.	Type	Each	10 @	100 @
1411	Single Pole	\$1.02	\$0.88	\$ 77.36 C
1413	Three Way	\$1.36	\$1.20	\$104.00 C
1414	Four Way	\$3.72	\$3.28	\$284.70 C

LOW PRICE SWITCHES

		Brown		
Nos.	Type	Each	10 @	100 @
1391	Single Pole	\$0.66	\$0.58	\$50.70 C
1393	Three Point	\$0.84	\$0.74	\$64.74 C
		Ivory		
Nos.	Type	Each	10 @	100 @
1491	Single Pole	\$0.72	\$0.64	\$55.78 C
1493	Three Point	\$0.90	\$0.80	\$69.56 C



CONVENIENCE OUTLETS

Single convenience outlet. With self-finding slots.

		Brown		
Nos.	Type	Each	10 @	100 @
1320	Brown	\$0.34	\$0.30	\$25.36 C
1420	Ivory	.46	.42	35.50 C



ATTACHMENT PLUG CAPS

Flat sides to permit use of three with single gang plate. 1/2 in. cord hole.

Nos.	Type	Each	10 @	100 @
1321	Brown	\$0.30	\$0.28	100 @ \$23.40 C
1421	Ivory	.34	.32	50 @ 27.30 C

PILOT-LIGHTS

Brown Bakelite



IL-1340 Pilot Light With 125V Red Lamp



IL-1339 Night Light With 125V Clear Lamp



IL-1341 Pilot Light Outlet

Nos.	Each	10 @	30 @
1340	\$1.92	\$1.70	\$146.90 C
1339	1.92	1.70	146.90 C
1341	.52	.46	40.56 C

STANDARD CAPS AND BASES FOR BRASS SHELL BODIES



PENDANT CAPS AND BUSHINGS
1 3/16" Hole

Bryant Nos.	Hubbell Nos.	Each	25 @	Per 100
HT	414	\$0.22	\$0.20	\$16.90 C



1/8" FEMALE CAPS

Bryant Nos.	Hubbell Nos.	Each	25 @	Per 100
HA	411	\$0.24	\$0.22	\$18.20 C

3/8" FEMALE CAPS

Bryant Nos.	Hubbell Nos.	Each	25 @	Per 100
HC	413	\$0.40	\$0.34	\$29.90 C

1/2" FEMALE CAPS

Bryant Nos.	Hubbell Nos.	Each	25 @	50 @
HD	419	\$0.70	\$0.62	\$53.30 C

STANDARD BRASS SHELL BODIES



KEYLESS SOCKET BODIES
660 Watts, 250 Volts

Bryant Nos.	Hubbell Nos.	Each	25 @	Per 100
No. 13	No. 62	\$0.62	\$0.54	\$46.80 C



KEY SOCKET BODIES
250 Watts, 250 Volts

Bryant Nos.	Hubbell Nos.	Each	25 @	Per 100
No. 10	No. 61	\$0.78	\$0.70	\$59.80 C



PULL SOCKET BODIES
250 Watts, 250 Volts

Bryant Nos.	Hubbell Nos.	Each	25 @	Per 100
No. 15	No. 60	\$1.08	\$0.96	\$83.20 C



PUSH BUTTON SOCKET BODIES
660 Watts, 250 Volts
Bryant No. 34

Each	25 @	Per 100
\$0.86	\$0.76	\$66.30 C

SHALLOW FIXTURE RECEPTACLES

660 Watts 250 Volts



Porcelain Bodies

5/8" deep.



418 9" No. 18CF Heat Resist. Wire

Bryant Nos.	Hubbell Nos.	Each	25 @	250 @
400	4112	\$0.48	\$0.44	\$37.70 C
418	4118	.64	.56	48.76 C

PORCELAIN SOCKETS AND CAPS

CORD GRIP CAPS
3/4" to 1/2" Cord



Bryant No.	Hubbell No.	Each	10 @	Per 100
PQ	198	\$1.04	\$0.92	\$79.30 C

PENDANT CAPS
1 3/16" Cord Hole



Bryant No.	Hubbell No.	Each	10 @	Per 100
PT	150	\$0.50	\$0.44	\$37.70 C

1/8" FEMALE CAPS



Bryant No.	Hubbell No.	Each	10 @	Per 100
PA	151	\$0.84	\$0.74	\$63.70 C

3/8" FEMALE CAPS



Bryant No.	Hubbell No.	Each	10 @	Per 100
PC	153	\$0.92	\$0.82	\$70.20 C

1/2" FEMALE CAPS



Bryant No.	Hubbell No.	Each	10 @	Per 100
PD	191	\$1.28	\$1.12	\$97.50 C



KEY SOCKET BODIES
250 Watts, 250 Volts

Bryant No.	Hubbell No.	Each	10 @	Per 100
70	161	\$1.00	\$0.88	\$76.70 C



KEYLESS SOCKET BODIES
660 Watts, 250 Volts

Bryant No.	Hubbell No.	Each	10 @	Per 100
73	162	\$0.68	\$0.60	\$52.00 C



PUSH BUTTON SOCKET BODIES
660 Watts, 250 Volts
Bryant No. 71

Each	10 @	Per 100
\$1.78	\$1.58	\$136.50 C



PULL SOCKET BODIES
250 Watts, 250 Volts

Bryant No.	Hubbell No.	Each	10 @	Per 100
75	160	\$1.78	\$1.58	\$136.50 C

COMPOSITION SOCKETS AND CAPS



Made of hard composition for heavy duty.

Bryant Nos.	Each	10 @	100 @
FT	\$0.52	\$0.46	\$40.30 C
FQ	1.12	1.00	85.80 C
FC 3/4" Nipple	1.02	.90	78.00 C
3770	1.12	.98	84.50 C
3773 Keyless	.78	.70	59.80 C

G r a y b a r

WEATHERPROOF SOCKETS

660 Watts, 600 Volts



310 Bakelite	43310 Comp.	60666 Comp.		
Molded in one piece and have 6" No. 14 R. C. wire leads.				
Bryant Nos.	Type	10 @	100	Each
310	Bakelite	\$0.52	\$45.50 C	\$0.60
43310	Comp.	.58	50.06 C	.66
60666	Comp.	.80	68.90 C	.90

WEATHERPROOF SOCKETS

660 Watts, 250 Volts



3996	3997				
Medium screw base. Hoods of die-cast rust-proof metal, tapped for 1/2" pipe. Aluminum finish. Shade holder type fits 2 1/4" shades.					
Bryant Nos.	Hubbell Nos.	Cap	Each	10 @	100
3996	4006	Straight	\$2.04	\$1.78	\$154.70 C
3997	4016	Angle	1.90	1.68	145.60 C

G r a y b a r



RODALE RUBBER SOCKETS

Weatherproof

Nos.	Each	25 @	250 @
132	\$0.42	\$0.36 ea.	\$28.00 C

STREAMER PIN SOCKETS



Pointed terminals pierce wire when cap is screwed on. Use only with stranded wire.

Bryant No.	Base	Each	10 @	100
5464	Medium	\$0.51	\$0.45	\$39.00 C

SOCKET REDUCERS

Mogul to Medium



Bryant Nos.	Each	10 @	Per 100
421	\$0.76	\$0.68	\$58.50 C

Medium to Candelabra

Bryant Nos.	Each	25 @	Per 100
392	\$0.60	\$0.52	\$45.50 C

Candelabra to Miniature

Bryant Nos.	Each	20 @	Per 100
391	\$0.40	\$0.36	\$31.20 C

Medium to Intermediate

Bryant Nos.	Each	25 @	Per 100
9691	\$0.56	\$0.50	\$42.90 C

G r a y b a r

CANVAS IMPREGNATED SOCKETS



Canvas impregnated with bakelite makes this socket practically indestructible. For use where sockets receive the greatest abuse Phosphorous bronze spring contacts. Stranded No. 14 six-inch leads.

U.I.Co. Nos.	Each	25 @	100
63310	\$0.84	\$0.74 ea.	\$63.44 C

"BENCO" SOCKET AND HOLDERS



Socket No. 4200 Has 1/2" Cap Medium Base



4215 - 2 1/4
4217 - 3 1/4

Made of heavy gauge aluminum. Holders are threaded to fit socket. Positively weatherproof.

Nos.	Type	Each	10 @	50 @
4200	Socket	\$1.62	\$1.44	\$124.80 C
4215	Holder	.62	.56	48.10 C



BENJAMIN SOCKET EXTENSIONS

Permits the use of small watt lamps in reflectors designed for the next larger size lamp, by lowering lamp to proper position.

Nos.	Each	10 @	50 @
91	Medium	\$0.70	\$0.62
4396	Mogul	2.56	2.26
			\$ 65.30 C
			195.10 C



PULL FIXTURE RECEPTACLES

250 Watts, 250 Volts



Porcelain with 6 1/2" chaining and 4' cord.

Bryant Nos.	Each	10 @	Per 100
978	\$0.96	\$0.84	\$73.46 C

PORCELAIN MOGUL RECEPTACLES



1500 Watts, 250 Volts

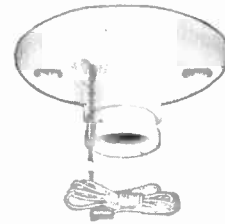
Bryant No. 4073	Each	5 @	50 @
	\$1.88	\$1.66	\$144.30 C



UNIVERSAL SHADE HOLDERS

For Weatherproof Sockets

Bryant Nos.	Size, In.	Each	25 @	250 @
628	2 1/4	\$0.62	\$0.54	\$46.80 C




TWO-PIECE PORCELAIN RECEPTACLES

Pull receptacle for outlet box. With shade holder groove.

For 4" Box

No. 5287 pull, chain and insulator. No. 5288 has chain and pull cord.

Bryant Nos.	Each	10 @	50 @
5288	\$1.08	\$0.96	\$82.56 C



ONE-PIECE PORCELAIN RECEPTACLES

Shadeholder groove, chain and cord.

250 Watts, 250 Volts With Convenience Outlet

Bryant Nos.	Size In.	Each	10 @	50 @
5289	3 1/4" or 4"	\$1.58	\$1.40	\$121.56 C



PORCELAIN BOX RECEPTACLES

Shallow type shade holder groove.

660 Watts, 250 Volts

Bryant Nos.	Size In.	Each	5 @	50 @
5228	4"	\$0.60	\$0.54	\$46.16



OUTLET BOX RECEPTACLES

Mount on ears of box.

660 Watts, 250 Volts

With 6" No. 14 Wire Leads

Bryant Nos.	Size In.	Each	10 @	Per 100
84	4"	\$1.24	\$1.10	\$94.90 C

With Screw Terminals 250 Watts, 250 Volts

174	4"	\$1.04	\$0.92	\$79.96 C
-----	----	--------	--------	-----------

PONY CLEAT RECEPTACLES

660 Watts, 250 Volts

Made of Bakelite



Bryant No. 715	Each	\$0.42	\$36.80 C
----------------	------	--------	-----------



LARGE PORCELAIN CLEAT RECEPTACLES

660 Watts, 250 Volts, Base 2 1/2"

Without Shade Holder Groove

Bryant No. 9402	Each	10 @	Per 100
	\$0.70	\$0.62	\$53.30 C

With Shade Holder Groove

Bryant No. 4013	Each	10 @	Per 100
	\$0.88	\$0.78	\$67.60 C

SURFACE TUMBLER SWITCHES



Bakelite Cover
Indicating
125 Volts

Bryant Nos.	Amps.	Each	10 @	100 @
3921	5	\$1.20	\$1.06	\$ 92.30
3911	10	2.24	1.98	171.60

Single Pole				
Bryant Nos.	Amps.	Each	10 @	100 @
3912	10	3.22	2.84	100@ 247.00

Double Pole				
Bryant Nos.	Amps.	Each	10 @	100 @
3923	5	1.66	1.46	100 @ 126.76
3913	10	3.14	2.78	240.00



Bakelite Cover
Slotted Base
Indicating
5 Amps., 125 Volts

Bryant Nos.	Type	Each	10 @	50 @
211	S.P.	\$0.85	\$0.75	\$65.00 C
213	3-Way	1.08	.94	81.90 C

SURFACE ROTARY SWITCHES



Bakelite Cover
Slotted Base
Single-Pole—125 Volts

Bryant Nos.	Hubbell Nos.	Amps.	Each	10 @	Per 100
2000	9510	6	\$1.60	\$1.40	\$122.20

Indicating					
Bryant Nos.	Hubbell Nos.	Amps.	Each	10 @	Per 100
2047	9511	6	1.86	1.64	143.00
2048	10	2.60	2.12	183.30

Bryant Nos.	Hubbell Nos.	Amps.	Each	2 @	30 @
2834	20	5.30	4.68	405.60

Metal Cover—Slotted Base
Double Pole—250 Volts
Indicating

Bryant Nos.	Amps.	Each	10 @	Per 100
2050	10	\$3.40	\$3.00	\$260.00

Bryant Nos.	Amps.	Each	2 @	30 @
2052	20	7.46	6.60	570.70



CANOPY SWITCHES

Rotary Type

3 Amperes, 125 Volts

Nos.	Stem In.	Each	25 @	100 @
7775	3/16	\$0.52	\$0.46	\$40.30 C
7777	7/16	.52	.46	40.30 C

FEEDTHRU AND PENDANT SWITCHES



Bakelite
10 Amperes, 125 Volts

Bryant Nos.	Hubbell Nos.	Each	10 @	50 @
2880	275	\$1.28	\$1.12	\$97.50 C

TUMBLER SWITCHES



Mounted on steel box cover.

10 Amperes, 125 Volts

"T" Rating

Single Pole					
Bryant Nos.	Hubbell Nos.	Size, In.	Each	10 @	50 @
361	3 1/4	\$0.98	\$0.86	\$75.40 C
461	7451	4	1.06	.94	81.90 C

3-Way					
Bryant Nos.	Hubbell Nos.	Size, In.	Each	10 @	50 @
363	3 1/4	1.16	1.04	89.70 C
463	7453	4	1.24	1.10	96.20 C



Bakelite Cover and Cup

10 Amperes, 125 Volts

"T" Rating

Single Pole					
Bryant Nos.	Size, In.	Each	10 @	50 @	
5831	3 1/4	\$1.42	\$1.26	\$109.20 C	
5841	4	1.60	1.42	122.86 C	

3-Way					
Bryant Nos.	Size, In.	Each	10 @	50 @	
5833	3 1/4	1.56	1.38	120.24 C	
5843	4	1.74	1.54	133.90 C	

CEILING PULL SWITCHES



Steel Plate With Bakelite Cover

10 Amperes, 125 Volts

Single Pole

Bryant Nos.	Size In.	Each	10 @	30 @
4341	4	\$5.20	\$4.58	\$397.90 C



Bakelite Cover
10 Amp., 125 Volts
Slotted Base

Single Pole

Bryant No.	Hubbell No. 7650BC	Each	10 @	30 @
4341	\$4.84	\$4.28	\$370.50 C

Three Way

Bryant No. 2310	Hubbell No. 7653BC	Each	2 @	10 @
....	\$5.70	\$5.02	\$435.50 C

PENDANT SWITCH AND CONVENIENCE OUTLETS



Switch—6 Amp., 125 Volts.
Outlet—15 Amp., 125 Volts.

Brown composition. Used in kitchen fixtures. Connected with heater cord. Switch controls light while outlet is always available. Without cord.

Bryant Nos.	Each	10 @	50 @
9081	\$1.98	\$1.76	\$152.10 C

FEEDTHRU CORD SWITCHES



Moulded Case 6 Amperes, 125 Volts

Bryant Nos.	Hubbell Nos.	Each	10 @	50 @
271	\$1.30	\$1.16	\$100.10 C

LEVOLIER "McGILL" SWITCHES



Single Circuit
Molded Phenolic Case
3 amp., "T" 125 volt
1 amp., 250 volt

Nos.	Each	10 @	100 @
21	\$0.95	\$0.84 ea.	\$72.50 C



No. 41



No. 39

500 Watts, 6 Amperes, 125 Volts

Nos.	Style	Stem Lgth. In.	Each	10 @	100 @
39	Link	3/16	\$1.58	\$1.40	\$1.20 ea.
41	Standard	3/4	1.52	1.34	1.16 ea.
43	1.62	1.42	1.24 ea.

1000 Watts, 10 Amperes, 125 Volts

Nos.	Each	10 @	100 @
1010	\$2.64	\$2.32	\$2.00 ea.




Two Circuit

For three filament lamps.

Nos.	3 Amperes	125 Volts	Per 100
201	Each	10 @	\$1.20 ea.
....	\$1.58	\$1.40

Nos.	10 Amperes	125 Volts	Per 100
1020S	Each	10 @	\$2.12 ea.
....	\$2.80	\$2.40

LEVER EXTENSIONS



For Levolier Switches

Prevents cord from rubbing on fixture.

Nos.	Length	Each	10 @	100 @
85	5	\$0.33	\$0.30	\$24.00 C
85W	9	.44	.38	32.00 C
86 (For No. 71 Switch)	5	.18	.14	12.00 C

Specify bronze or nickel finish.

THIN "LEVOLIER" PULL SWITCH



Only 1 1/2" Thick.

60 Amp., 125 Volt "T" rated

Molded Brown Phenolic case, 1 1/2" x 1 3/4". 6" wire leads. Stem diameter 1 1/32"; length 3/2".

Nos.	Each	10 @	100 @
71	\$1.42	\$1.24	\$108.00

Graybar

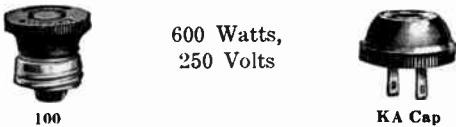
PONY SIZE PLUGS

15 Amperes, 125 Volts



Bryant Nos.	Hubbell Nos.	Each	25 @	Per 100
HUT	9010	\$0.22	\$0.18	\$16.52 C
HF	9014	.24	.20	18.20 C
706	9012	.28	.26	21.58 C

STANDARD SIZE PLUGS



600 Watts, 250 Volts

Bryant Nos.	Hubbell Nos.	Each	10 @	250 @
KA	5964 Cap	\$0.32	\$0.28	\$24.70 C
100	5917 Base	.42	.38	31.86 C

ARMORED CAPS

With Cord Grip .437" Hole

15 Amperes 125 Volts



Bryant Nos.	Each	10 @	50 @
JK	\$0.80	\$0.70 ea.	\$60.84 C
JX	.88	.78 ea.	67.60 C

RUBBER CAPS

15 Amperes 125 Volts
SHORT SHANK
2-Wire



Bryant Nos.	Each	25 @	Per 100
HRA	\$0.40	\$0.36	\$30.56 C

3-Wire

Bryant Nos.	Each	10 @	50 @
9109	.82	.72	62.40 C

LONG SHANK

2-Wire



Bryant No.	Each	25 @	Per 100
HRE	\$0.46	\$0.40	\$35.50 C



CORD GRIP



Hubbell Nos.	Wires	Each	10 @	50 @
9754	2	\$0.82	\$0.74	\$ 63.70 C
9750	3	1.38	1.22	105.30 C

HEAVY DUTY PLUGS

Large size. Body has double T slots Cap with tandem blades. Made of Bakelite.



15 Amperes, 125 Volts

Bryant No.	Each	10 @	Per 100
5420 Cap	\$0.48	\$0.42	\$36.40 C



No. 5612 Base

Bryant No.	Each	10 @	Per 100
5612	\$0.86	\$0.76	\$65.00 C

BENJAMIN SWIVEL PLUGS

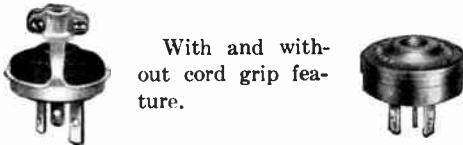
1 3/32" Cord Opening



No.	Each	10 @	50 @
903	\$0.98	\$0.94 ea.	\$82.00 C

POLARIZED CAPS

With and without cord grip feature.



Cord Grip—10 Amperes—250 Volts

Bryant Nos	Wires	Each	10 @	Each	Pkg. Quan.	Each
9112	3	\$1.37	\$1.22	50 @	\$81.05	

Plain Grip—10 Amperes—250 Volts

Bryant Nos	Wires	Each	10 @	Each	Pkg. Quan.	Each
9111	3	.80	.70	50 @	.60	

Cord Grip—20 Amperes—250 Volts

Bryant Nos	Wires	Each	10 @	Each	Pkg. Quan.	Each
723	2	1.87	1.65	30 @	1.43	

Plain Grip—20 Amperes—250 Volts

Bryant Nos	Wires	Each	10 @	Each	Pkg. Quan.	Each
9322	3	2.40	2.10	20 @	1.83	

Plain Grip—20 Amperes—250 Volts

Bryant Nos	Wires	Each	10 @	Each	Pkg. Quan.	Each
652	2	1.20	1.06	30 @	.92	

POLARIZED CAPS

2-Wire
30 Amperes
250 Volts



Bryant and Hubbell Nos.	Each	5 @	30 @
7436 Cord Grip	\$3.42	\$3.02	\$2.62

CORD GRIPS

For 1/2" Knockout

Fits K.O. in standard outlet box and covers.



No.	Each	5 @	25 @
112	\$0.56	\$0.36	\$42.90 C

FOR ADDITIONAL PLUG LISTINGS
See Monowatt Pages 37 and 38.
Woodhead Page 39.

CORD CONNECTOR BODIES

Composition

For use with regular 2-wire attachment plug caps. Parallel slots.

15 Amperes 125 Volts



Bryant No.	Hubbell No.	Each	10 @	50 @
130	7430	\$0.56	\$0.48	\$41.86 C

Rubber

15 Amperes, 125 Volts

WITH CORD GRIP



Hubbell Nos.	Wires	Each	10 @	50 @
9953	2	\$1.16	\$1.02	\$88.40 C
9410	3	1.90	1.68	145.60 C

CORD CONNECTOR CAPS

Rubber

Finger grip. Parallel blades.

15 Amperes, 125 Volts



WITHOUT CORD GRIP

Nos.	Wires	Each	10 @	50 @
9975	3	\$0.82	\$0.72	\$62.40 C

WITH CORD GRIP

Nos.	Wires	Each	25 @	100 @
9940	2	\$0.74	\$0.66	\$56.56 C
9413	3	.98	.88	75.40 C

CORD CONNECTORS

Composition

WITHOUT CORD GRIP

15 Amperes, 125 Volts



Nos.	Wires	Each	10 @	50 @
5574 Body	2	\$0.96	\$0.84	\$72.80 C
5964 Cap	2	.32	.28	24.70 C

Composition

15 Amperes, 125 Volts

WITH CORD GRIP

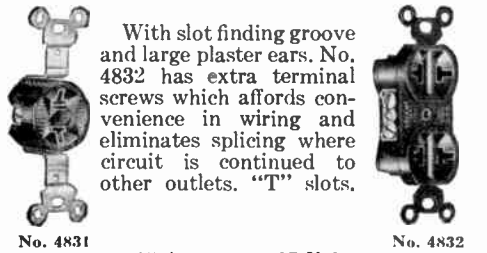


Nos.	Wires	Each	10 @	50 @
7057 Cap	2	\$0.90	\$0.80	\$ 68.90 C
7082 Body	3	2.28	2.01	174.20 C

Graybar

Graybar

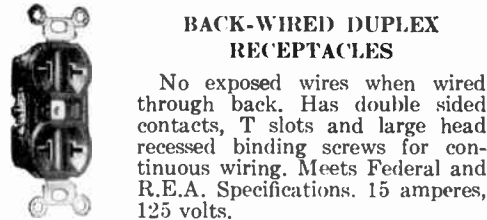
FLUSH RECEPTACLES



With slot finding groove and large plaster ears. No. 4832 has extra terminal screws which affords convenience in wiring and eliminates splicing where circuit is continued to other outlets. "T" slots.

No. 4831		15 Amperes 125 Volts		No. 4832	
STANDARD GRADE—BROWN					
Bryant Nos.	Hubbell Nos.	Each	10 @	Per 100	
4832	\$0.70	\$0.62 ea.	\$53.94 C	
.....	7590	.66	.58 ea.	50.04 C	
STANDARD GRADE—IVORY					
4832-I82	.74 ea.	63.70 C	
4831-I	7590-I	.76	.68 ea.	59.14 C	

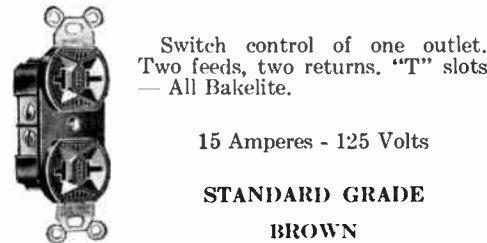
BACK-WIRED DUPLEX RECEPTACLES



No exposed wires when wired through back. Has double sided contacts, T slots and large head recessed binding screws for continuous wiring. Meets Federal and R.E.A. Specifications. 15 amperes, 125 volts.

Bryant Nos.	Color	Each	10 @	Per 100
9260	Brown	\$0.94	\$0.82 ea.	\$71.50 C
9260-I	Ivory	1.04	.92 ea.	79.30 C

FOR TWO-CIRCUIT INSTALLATIONS

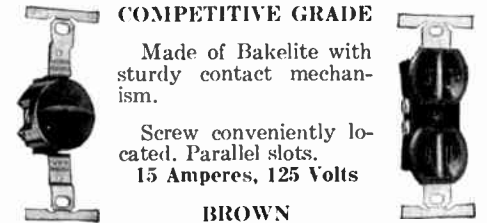


Switch control of one outlet. Two feeds, two returns. "T" slots — All Bakelite.

15 Amperes - 125 Volts

Hubbell Nos.		15 Amperes - 125 Volts		STANDARD GRADE BROWN	
Bryant Nos.	Hubbell Nos.	Each	10 @	Per 100	
9571	Duplex	\$0.90	\$0.80 ea.	\$69.54 C	
IVORY					
9571-I	Duplex	1.04	.92 ea.	79.94 C	

COMPETITIVE GRADE



Made of Bakelite with sturdy contact mechanism. Screw conveniently located. Parallel slots. 15 Amperes, 125 Volts.

Bryant Nos.		15 Amperes, 125 Volts		BROWN	
Bryant Nos.	Hubbell Nos.	Each	10 @	Per 100	
142	Duplex	\$0.28	\$0.26	\$22.10 C	
141	Single	0.44	0.38	33.02 C	
IVORY					
142-I	Duplex	0.36	0.32	27.30 C	
141-I	Single	0.56	0.50	43.16 C	

HUBBELL "SAFETY PLUS" RECEPTACLE



Knife blades, pins, wires or other foreign objects inserted into the receptacle will not energize the unit. Makes contact only when caps are inserted.

10 Amps., 250 Volts—15 Amps., 125 Volts

Hubbell Nos.	Color	Each	10 @	Per 100
SP49	Brown	\$1.18	\$1.04 ea.	\$89.70 C
PS49-I	Ivory	1.28	1.14 ea.	98.80 C

3-WIRE GROUNDING RECEPTACLE AND CAPS



15 Amperes 125 Volts
Designed for Grounding Exposed Metal Parts of Portable Appliances

3-wire duplex outlet is designed for use with either metallic or non-metallic wiring systems. When desired, it can be used with a standard 2-pole parallel or tandem blade caps.

Hubbell Nos.		15 Amperes 125 Volts		No. 5262	
Hubbell Nos.	Color	Each	10 @	50 @	
5262	Brown	\$3.72	\$3.28	\$284.76 C	
5262-I	Ivory	3.92	3.40	300.00 C	
3-Wire Armored Caps					
5264		\$1.38	\$1.22	\$105.30 C	
5265		1.38	1.22	105.30 C	
Pendant					
5269		\$2.14	\$1.89	\$143.80 C	

INTERMEDIATE GRADE DUPLEX FLUSH RECEPTACLES



Meet R.E.A. and Federal Specifications.

With Plaster Ears
Double contact springs, washer ears, parallel slots. Meets R.E.A. and Federal Specifications.

15 Amps., 125 Volts
10 Amps., 250 Volts

Hubbell Nos.		15 Amps., 125 Volts		10 Amps., 250 Volts	
INTERMEDIATE GRADE—BROWN					
Bryant Nos.	Hubbell Nos.	Each	10 @	100 @	
6122	9690	\$0.56	\$0.50 ea.	\$43.55 C	
INTERMEDIATE GRADE—IVORY					
6122-I	\$0.67	\$0.59 ea.	\$51.34 C	

HUBBELL "TWIST-TITE" RECEPTACLES



Uses standard caps. Holds cap firmly. Normal tension is provided when cap is plugged in straight. Maximum tension may be secured by a twist of cap to the right. To remove, twist to left and withdraw.

15 Amperes 125 Volts
Color—Brown
Duplex

Bryant Nos.	Hubbell Nos.	Each	10 @	Per 100
9200	9200	\$1.16	\$1.04 ea.	\$89.70 C

POLARIZED RECEPTACLES



Length, 2 1/2". Width, 1 3/32". Depth, 1 7/8". Requires No. 7439 plate. Fits single gang box. Two No. 7438 require three-gang box.

2-Wire—30 Amp.—250 Volts

Bryant and Hubbell Nos.	Each	10 @	30 @
7438 Receptacle	\$3.18	\$2.80 ea.	\$2.44 ea.

U. S. RUBBER CUBE TAPS



No.	Each	10 @	100 @
US1	\$0.48	\$0.42	\$36.40 C


POLARIZED RECEPTACLES



Flush type take standard plates.
10 Amperes, 250 Volts

Bryant Nos.	Hubbell Nos.	Wires	Each	10 @ Each	Pkg. Quan. Each
9116	5566B	2	\$1.36	\$1.20	30 @ \$1.04
.....	6051	3	2.68	2.36	50 @ 2.06
Flush Type—20 Amperes—250 Volts					
556	5552	2	2.02	1.78	30 @ 1.56
9326	3	2.98	2.62	30 @ 2.28

OUTLET BOX RECEPTACLES



15 Amperes, 125 Volts
COMPETITIVE GRADE—PARALLEL SLOTS
Metal covers, finish to resist corrosion.
Duplex

Bryant Nos.	Box In.	Each	10 @	50 @
442	4	\$0.80	\$0.70 ea.	\$61.10 C
Single				
441	4	.80	.72 ea.	62.14 C

PLURAL PLUGS



Bryant Nos.	Each	10 @	Per 100
20	\$0.68	\$0.60	\$ 52.00 C

CUBE TAPS



Has 3 Outlets
15 Amperes, 125 Volts

Bryant Nos.	Each	20 @	Per 100
17	\$0.46	\$0.40	\$35.50 C
18	.48	.42	36.16 C

ADJUSTABLE ANGLE ADAPTERS



For Mazda projector flood or spot lamps. 180° vertical and 340° horizontal adjustment. 600 watts, 250 volts. Medium base.

Bryant No.	Each	10 @	Per 100
4700	\$3.96	\$3.50	\$302.90 C

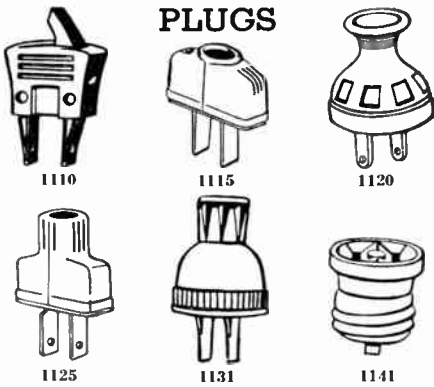
Graybar

Graybar

Graybar

Graybar

PLUGS



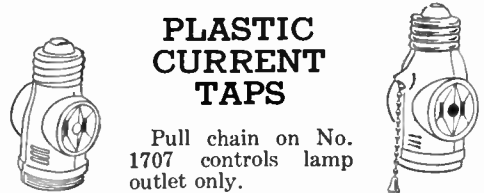
Nos.	Color	Type	Each	25 @	250 @
1110-1	Brown	Quick Clamp Plug	\$0.18	\$0.16	\$14.30 C
1110-2	Ivory	Quick Clamp Plug	.22	.20	16.90 C
1115-1	Brown	Flat Plug	.12	.12	9.76 C
1115-2	Ivory	Flat Plug	.16	.14	12.36 C
1120-1	Brown	Round Grip Plug	.16	.14	13.00 C
1120-2	Ivory	Round Grip Plug	.20	.18	14.96 C
1125-1	Brown	Flat Grip Plug	.16	.14	11.70 C
1125-2	Ivory	Flat Grip Plug	.18	.16	14.30 C
1131-3	Black	Rubber Grip Plug	.20	.18	14.96 C
1141-1	Brown	Body Plug	.14	.12	11.06 C
1141-2	Ivory	Body Plug	.16	.14	12.36 C

TAPS



Nos.	Color	Each	10 @	100 @
1711-1	Brown	\$0.38	\$0.34	\$28.60 C
1711-2	Ivory	.42	.38	32.50 C
1735-1	Brown	.22	.18	16.26 C
1735-2	Ivory	.28	.24	21.46 C

PLASTIC CURRENT TAPS



Nos.	Color	Each	10 @	100 @
1706-1	Brown	\$0.32	\$0.28	\$24.70 C
1706-2	Ivory	.40	.34	29.90 C
1707-1	Brown	.52	.46	40.30 C
1707-2	Ivory	.60	.52	45.50 C

NIGHT LIGHTS



Nos.	Color	Each	10 @	100 @
2363-2	Ivory	\$0.96	\$0.84	\$72.80 C
2365-2	Ivory	1.70	1.50	1.30 C
2366-2	Ivory	2.54	2.24	1.94 C

AUTO SPOTLITE



AUTO SPOT LIGHT with Built-in Cord Reel, Ivory Plastic Handle, G-E PR-12 6-volt 1/2-amp Prefocused Bulb, Aluminized Reflector, Non-breakable Lens, 12 Ft. Rubber Cord, suspension hook and Cigarette Lighter Plug. Color Ivory.

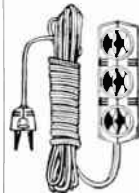
Nos.	Each	6 @	30 @
2093-2	\$3.36	\$2.98	\$257.40 C

HANDY LIGHTS



Nos.	Color	Each	5 @	50 @
2089-2	Ivory	\$1.90	\$1.68	\$145.60 C
2051-2	Ivory	1.79	1.50	130.00 C

TABLE TAP EXTENSIONS



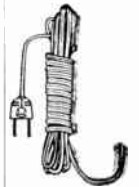
With No. 18 POSJ Rubber Cord for brown sets. No. 18 POT plastic cord for ivory sets.

Nos.	Color	Lgth. Ft.	Each	5 @ ea.	50 @
2022-1	Brown	9	\$1.06	\$0.94	\$ 80.60 C
2022-2	Ivory	9	1.16	1.02	88.40 C
2025-1	Brown	15	1.42	1.26	109.20 C
2025-2	Ivory	15	1.54	1.36	117.00 C

Three Outlets

Nos.	Color	Lgth. Ft.	Each	5 @ ea.	50 @
2033-1	Brown	9	1.22	1.08	93.60 C
2033-2	Ivory	9	1.32	1.18	101.40 C
2036-1	Brown	9	1.58	1.38	120.90 C

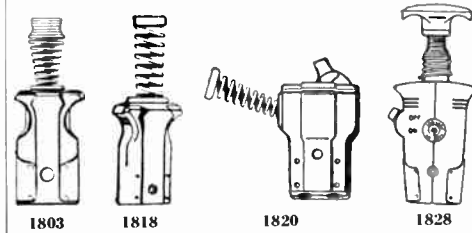
REPLACEMENT CORDS



No. 18 POSJ — Rubber Cord for brown sets, stripped end and cap. No. 18 POT plastic cord for ivory sets.

Nos.	Color	Lgth. Ft.	Each	5 @ ea.	50 @
2071-1	Brown	6	\$0.58	\$0.52	\$ 44.20 C
2071-2	Ivory	6	.58	.52	44.20 C
2073-1	Brown	9	.74	.66	57.20 C
2073-2	Ivory	9	.74	.66	57.20 C

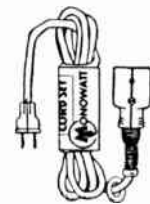
HEATER CONNECTORS



Molded of heat-resistant asbestos compound. 5A—250V 10A—125V

Nos.	Type	Each	10 @ ea.	100 @
1803-3	Armored Grip Connector, Switchless with Cord Spring. Black.	\$0.28	\$0.26	\$22.10 C
1818-3	Miniature Grip Connector, Switchless with Cord Spring. Black. 1/2" spacing.	.28	.24	20.80 C
1820-3	1000 Watt Top Control Switch Connector with Cord Spring, Side Outlet. Black. Switch on top.	.70	.62	53.30 C
1828-3	Armored 1000 Watt Switch Connector with Cord Spring and Monopull. Black. Best quality.	.78	.70	59.80 C

HEATER CORD SETS




Six foot, No. 18-2 conductor, 3,000-cycle cotton cord. Moulded on cap. Black switchless heater connector.

Nos.	Each	5 @ ea.	50 @
1901-3	\$1.12	\$1.00	\$85.80 C



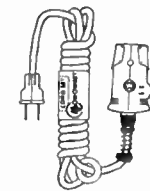
Six foot, No. 18-2 conductor, 3,000-cycle cotton cord. Black switchless miniature heater connector.

Nos.	Each	5 @ ea.	50 @
1918-3	\$1.12	\$1.00	\$85.80 C



Six foot, No. 18-2 conductor, 3,000 heater cord. Black side outlet heater connector with top switch.

Nos.	Each	5 @ ea.	50 @
1933-3	\$1.60	\$1.40	\$120.90 C



Six foot, No. 18 conductor, heater cord. Black heater connector with armor clips and switch.

Nos.	Each	5 @ ea.	50 @
1936-3	\$1.70	\$1.50	\$130.00 C

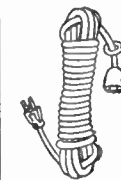
MONOWATT EXTENSION CORD SETS



Cube Tap Extension No. 18 POSJ cord. For brown sets. No. 18 POT cord for ivory sets.

Nos.	Color	Lgth. Ft.	Each	5 @ ea.	50 @
2001-1	Brown	6	\$0.80	\$0.72	\$ 61.76 C
2001-2	Ivory	6	.90	.80	68.90 C
2003-1	Brown	9	.96	.86	74.10 C
2003-2	Ivory	9	1.08	.94	81.90 C
2005-1	Brown	12	1.16	1.02	88.40 C
2005-2	Ivory	12	1.30	1.14	98.80 C
2006-1	Brown	15	1.36	1.20	104.00 C
2006-2	Ivory	15	1.44	1.28	110.50 C

HEAVY DUTY UTILITY CORDS



Outdoor type extension cord sets with Rubber SINGLE CONNECTOR and molded-on cap.

Nos.	Each	5 @ ea.	50 @
2012-3	\$1.46	\$1.28	\$111.16 C
2013-3	1.78	1.58	136.50 C
2014-3	2.90	2.56	222.30 C

All Items on This Page—Cash Discount 2%

Graybar

Graybar

NEW MONOLOCK WIRING DEVICES

Makes Connections Easier

Just strip wire. (MONOLOCK devices take Nos. 14, 12, or 10 Awg wire.)

Then, push wire into hole. Within the device, the pressure-lock terminal automatically locks the conductor in a firm mechanical connection and assures a positive electrical contact. The internal connection is completely insulated and enclosed... it's protected against dust, shorting, and arcing; leaves no current-carrying parts exposed.

Mount device in box. (Mounting screws are held in position by fiber washers... ready to screw device to outlet box.)



1206



1329

Nos.	Description	Each	10 @	100 @
1206-1	Double Outlet with Plaster Ears—Brown	\$0.58	\$0.52	\$44.20 C
1206-2	Same—Ivory	.64	.58	49.40 C
1329-1	Single Pole Switch with Plaster Ears—Brown	.74	.66	57.20 C
1329-2	Same—Ivory	.82	.72	62.40 C
1330-1	Three-Way Switch with Plaster Ears—Brown	.92	.82	70.20 C
1330-2	Same—Ivory	.98	.88	75.40 C

MONOWATT SURFACE WIRING DEVICES

Made of brown plastic, tough, durable, lightweight. Knockouts easily removed with a screwdriver, make any device "feed thru" or "dead-end." Metal grounding plate available for use with B.X. Switches are "T" rated, 10 amp. 125 volt.



2620-1



2630-1



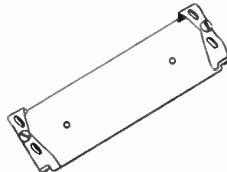
2651-1



2655-1



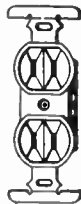
2670-1



2690-6

Nos.	Description	Each	5 @	50 @
2620-1	Duplex Receptacle	\$1.22	\$1.08	\$ 93.60 C
2630-1	S. P. Switch	1.70	1.50	130.00 C
2633-1	3-Way Switch	1.90	1.68	145.60 C
2651-1	Pull Lampholder	1.84	1.62	140.40 C
2655-1	Keyless Lampholder	1.50	1.32	114.40 C
2670-1	Rosette or Jet. Box	1.36	1.20	104.00 C
2690-6	BX Clamp Attach	.44	.40	33.80 C

MONOWATT FLUSH RECEPTACLES



Competitive Grade

Special interior slots insure tight fitting caps. Four binding screws. Parallel slots. 15 amp. 125 volts.



Nos.	Color	Each	10 @	100 @
1201-1	Brown	\$0.32	\$0.28	\$24.70 C
1201-2	Ivory	.40	.34	29.90 C



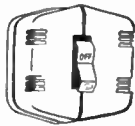
FLUSH TUMBLER SWITCHES

Competitive Grade

Good quality switches for replacement work. 10 ampere. 125 volt.

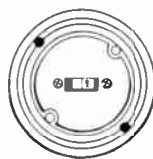
Nos.	Handle	Type	Each	10 @	100 @
1301-1	Brown	S. P.	\$0.32	\$0.28	\$24.70 C
1301-2	Ivory	S. P.	.40	.34	29.90 C
1303-1	Brown	3-way	.50	.44	37.70 C
1303-2	Ivory	3-way	.62	.54	46.80 C

TOGGLE SWITCHES



Brown, all plastic. May be back or side wired. 10 amperes, 125 volts.

Nos.	Type	Each	10 @	100 @
1331-1	S. P.	\$0.56	\$0.50	\$42.90 C
1332-1	3-way	.74	.66	57.20 C



BOX SWITCHES

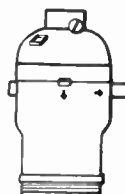
Brown, one-piece all plastic. Fits either 3 1/4" or 4" boxes. 10 amperes, 125 volts.

Nos.	Type	Each	5 @	50 @
1342-1	S. P.	\$0.76	\$0.68	\$58.50 C
1344-1	3-way	.94	.82	71.50 C

PLASTIC SOCKETS



"Stay-lock" cap opens with the thumb and twist of wrist. Locks securely. Wires three ways: as a pendant, threaded nozzle or side opening socket when knockout is punched.



Nos.	Type	Color	Each	10 @	100 @
1520-1	Pull	Brown	\$0.74	\$0.64	\$55.90 C
1520-2	Pull	Ivory	.80	.70	61.10 C
1540-1	Push	Brown	.64	.58	49.40 C
1540-2	Push	Ivory	.72	.64	54.60 C

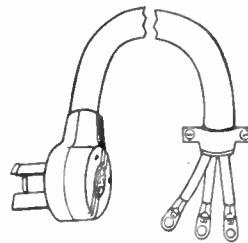


CLEAT RECEPTACLES

Brown plastic. Lighter and stronger than porcelain. 660 watts, 250 volts.

Nos.	Type	Each	10 @	100 @
1640-1	Cleat	\$0.34	\$0.30	\$26.00 C
1642-1	Concealed	.44	.40	33.80 C

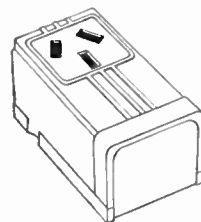
RANGE CORD



1252

1252-3 THREE-WIRE RANGE RUBBER CORD SET. Black. 36". Textolite Cap, 2 No. 6 and 1 No. 8 conductors, solderless terminals. Cable clamp attaches to connector box. 50A-250V.

Nos.	Each	2 @	10 @
1252-3	\$5.66	\$5.00	\$4.32



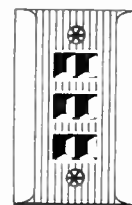
1251

1250-1 DOUBLE GROUNDING OUTLET, Brown. Can be back- or side-wired. Has two grounding terminals for easy carry through of ground wire. 15A-125V.

1251-1 THREE-WIRE RANGE SURFACE OUTLET. Brown. Solderless connectors, cable clamp for back or bottom wiring, 3/4" and 1" knockouts, 4th wire grounding means. 50A-250V.

Nos.	Each	10 @	30 @
1250-1	\$3.72	\$3.28	\$2.84
1251-1	3.06	2.70	2.34

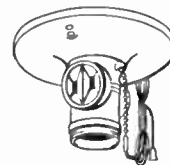
COMBINATION PLATE OUTLETS



Receptacle and plate fully assembled. Break-off plate permits grouping with No. 1321 switches. Oval holes in plate for straight adjustment. 15 amp. 125 volts.

Nos.	Recept.	Color	Each	10 @	100 @
1221-1	Duplex	Brown	\$0.48	\$0.42	\$36.40 C
1221-2	Duplex	Ivory	.58	.52	44.20 C
1223-1	Triple	Brown	.52	.46	39.00 C
1223-2	Triple	Ivory	.62	.54	46.80 C
1225-1	Quintet	Brown	.64	.58	49.40 C
1225-2	Quintet	Ivory	.74	.66	57.20 C

PLASTIC RECEPTACLES



Fit either 3 1/4" or 4" box. Break-off feature permits outer part of plate to be broken off when a 3 1/4" box is used.

Nos.	Color	Each	5 @	25 @
1612-1	Brown	\$1.14	\$1.00	\$87.10 C

PULL CHAIN - NO OUTLETS

1620-1	Brown	.92	.82	70.20 C
--------	-------	-----	-----	---------

KEYLESS

1626-1	Brown	.58	.52	44.20 C
--------	-------	-----	-----	---------

Graybar

SAFeway NEOTEX CAPS & CORD CONNECTORS



15 Amps., 125 Volts
10 Amps., 250 Volts
2-WIRE CAPS
7/16" Cord Hole



Nos.	Each	10 @	100 @
1400	\$0.94	\$0.82 ea.	\$0.72 ea.
1404*	1.54	1.36 ea.	1.18 ea.
1402	1.10	.98 ea.	.84 ea.
1406	1.70	1.50 ea.	1.30 ea.

*With cord grip.



3-WIRE GROUNDED CAPS
7/16" Cord Hole



Nos.	Each	10 @	100 @
1403	\$1.88	\$1.66 ea.	\$1.44 ea.
1407*	.42	.38 ea.	.32 ea.
1420	.42	.38 ea.	.32 ea.

*With cord grip.



2-WIRE CONNECTORS
Fits Standard Parallel Plug Cap
7/16" Cord Hole

Nos.	Each	10 @	100 @
1500	\$1.54	\$1.36 ea.	\$1.18 ea.
1502*	2.12	1.88 ea.	1.62 ea.

3-WIRE CONNECTOR
With Cord Grip and 7/16" Cord Hole

1508	\$2.90	\$2.56 ea.	\$2.22 ea.
------	--------	------------	------------

*With cord grip.

TURNEX NEOTEX LOCKING CAPS AND CONNECTOR

With Cord Grip and 7/16" Cord Hole
10 Amps., 250 Volts; 15 Amps., 125 Volts



2502 and 2404
2-WIRE CAP

Nos.	Each	10 @	100 @
2404	\$1.88	\$1.66 ea.	\$1.44 ea.
2502	\$2.98	\$2.68 ea.	\$2.28 ea.
2407	\$2.38	\$2.10 ea.	\$1.82 ea.

2-WIRE CONNECTOR
3-WIRE CAP

Graybar

PRoTEX NEOTEX SOCKETS

Pendant Type with 7/16" Cord Hole

No. 710 Keyless



Each	10 @	100 @
\$1.36	\$1.20	\$1.04

No. 700 Push

Each	10 @	100 @
\$2.72	\$2.40	\$2.08



WATERTITE NEOTEX KEYLESS SOCKETS

Nos.	Each	10 @	100 @
600	\$1.02	\$0.90 ea.	\$0.78 ea.
604	2.04	1.80 ea.	1.56 ea.

SAFeway NEOTEX TWIN SOCKETS



Solid rubber durable construction . . . ideal for portable tools and construction work.

Nos.	Each	5 @	50 @
720	Twin Socket	\$4.60	\$4.06 \$3.52

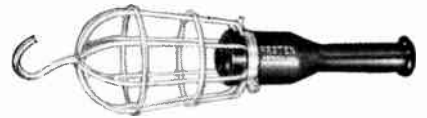


PRoTEX CORDWINDERS

Reliable ratchet action . . . no break in cord from outlet to light . . . smooth, effortless operation.

Nos.	Each
900	Complete with 40', Type SJ cord \$127.40

PRoTEX PORTABLE LAMP NEoTEX HANDLE



No. 100

The only portable hand lamp with oil-proof NEoTEX handle . . . WATERTITE socket . . . extra heavy guard.

Nos.	Lamp Size Watts	Each	6 @	30 @
100	60	\$7.14	\$6.30	\$5.46



No. 104

PRoTEX portable lamp . . . oil-proof NEoTEX handle . . . lite-saver full length reflector.

Nos.	Lamp Size Watts	Each	6 @	30 @
104	60	\$8.68	\$7.66	\$6.64
106	100	9.18	8.10	7.02

SAFeway LoVOLT PORTABLE STEP-DOWN TRANSFORMERS



No. 1600 with No. 100 PRoTEX Reduces line voltage to safe 6 volts . . . completely oil-proof NEoTEX case . . .

No. 1600	Wired complete with No. 100 PRoTEX unit . . .	\$104.26
No. 1620	Wired complete with No. 1200 steel guard VAPRoTEX	121.42

NEW 500 PORTABLE RUBBER HANDLE LAMP



Heavy duty guard . . . locked-in weatherproof socket . . . taped splice for strain relief.

Nos.	Each	6 @	30 @
502	No reflector, 75-100 watt size	\$4.08	\$3.60 \$3.12
504	With reflector, 60 watt size . . .	4.42	3.90 3.38
506	With reflector, 75-100 watt size	4.50	3.98 3.44



SAFeway NEOTEX DUPLEX RECEPTACLES

Nos.	Each	5 @	25 @
800	\$2.38	\$2.10 ea.	\$1.82 ea.

All Items on This Page—Cash Discount 2%

St L 39



VICTOR FRICTION TAPE

High grade non-raveling tape. For inside and outside use.

Nos.	Feet in Roll	Per Roll	Per 100 Rolls
8 Roll	68	\$0.86	\$78.00



AMAZON FRICTION TAPE

A. S. T. M. Grade

Highest quality friction tape to meet the most strict specifications.

Nos.	Feet in Roll	Per Roll	Per 100 Rolls
8 Roll	82½	\$0.94	\$88.00



VICTOR RUBBER TAPE

Good grade of unvulcanized compound. Requires no heat to apply.

Nos.	Feet in Roll	Per Roll	Per 100 Rolls
8 Roll	21	\$0.86	\$80.00



AMAZON RUBBER TAPE

A. S. T. M. Grade High Insulating Properties — Strength and Stretch.

Nos.	Feet in Roll	Per Roll	Per 100 Rolls
8 Roll	30	\$1.16	\$1.08



STICKA FRICTION TAPE

Low priced tape for general use.

Nos.	Feet in Roll	Per Roll	Per 100 Rolls
8 Roll	60	\$0.74	\$70.00
4 Roll	30	.40	38.00



P&B RUBEROID TAPE

An asphalt saturated insulating tape, especially durable. Suitable for conduit joints, overhead cables, motor leads. Width, ¾". 8 oz. rolls.

Per Roll	Per 100 Rolls
\$0.92	\$84.50

"SCOTCH" ELECTRICAL TAPE



With plastic backing. Tough, stretchy, thin (.007) high dielectric. ¾" wide.

Nos.	Lgth. Ft.	Each	12 @	48 @	144 @
33-20	20	\$1.10	\$1.00 ea.	\$0.88 ea.	\$0.82 ea.
33-66	66	3.00	2.70 ea.	2.40 ea.	2.22 ea.

"SCOTCH" GLASS CLOTH TAPE



For high temperature applications. ½" wide. .077" thick.

Nos.	Lgth. Ft.	Each	12 @	48 @	144 @
27	66	\$3.50	\$3.16 ea.	\$2.80 ea.	\$2.46 ea.

"SCOTCHFIL" ELECTRICAL INSULATION PUTTY



Used for filling voids, padding sharp edges of cable connectors, motor terminals, bus bars and tee connectors.

Uniform thickness 1/8" plus width of 1½".

Nos.	Length Ft.	Each	12 @	48 @	144 @
Scotch-fil	5	\$3.50	\$3.16 ea.	\$2.80 ea.	\$2.46 ea.

INDUSTRIAL TAPES



PERMACEL 29

Electricians tape. Vinyl film. Replaces rubber and friction—high dielectric strength.

¾" width — Underwriters appr.

Nos.	Lgth. Ft.	Each	12 @	48 @	144 @
29	66	\$3.00	\$2.70 ea.	\$2.40 ea.	\$2.10 ea.

PERMACEL 30 Heavy Duty Vinyl Plastic

10 Mils. 10,000 volts dielectric strength. 1" width.

Nos.	Length Yds.	Each	12 @	48 @	144 @
30	36	\$6.00	\$5.40 ea.	\$4.80 ea.	\$4.20 ea.

Available in ¼" to 12" width.

PERMACEL 67

Black cloth tape adhesive. One side general tape for repairing electrical cords. ¾" width.

Nos.	Length Yds.	Each	60 @	320 @
67	60	\$2.30	\$1.96 ea.	\$1.80 ea.

PERMACEL 21 Glass Cloth Electrical Tape

For high temperature-mechanical strength. Furnished in widths of ½" and ¾".

For further information contact Graybar

Permacel paper electrical masking tape and Government specifications tapes available. Contact Graybar.

MANSON TAPE



Closely woven cotton fabric frictioned on both sides with rubber compound containing new Heavea rubber with chemically pure admixture.

8-oz. Rolls — ¾" Width
100 Rolls Per Roll
\$1.20

An OKONITE Product

OKONITE TAPE



Finest para rubber. Impervious to moisture. Nationally known brand.

8-oz. Rolls — ¾" Width

100 Rolls Per Roll
\$1.50

An OKONITE Product

OKOPRENE TAPE



Weather Resistant. Made with neoprene. Particularly made for protecting splices in neoprene cables.

8-oz. Rolls — ¾" Width

100 Rolls Per Roll
\$1.50

An OKONITE Product

OKOLITE TAPE



For splicing cables. Insulated with ozone resisting rubber and where voltage exceeds 2000 V.

8-oz. Rolls — ¾" Width

100 Rolls Per Roll
\$1.50

An OKONITE Product

G. E. INSULATING MATERIALS

INSULATING VARNISH

Per Gallon Containers	Description
Nos. 1-gal. 5-gal.	
1201 \$13.58 \$11.60	Red Glyptal—Spray, dip or brush. Arc proof coating for electrical insulation and switch parts.

THINNER

Nos.	Per Gallon 1-gal.	Containers 5-gal.
1500	\$3.50	\$3.38

VARNISHED COTTON CLOTH Bias Weave C Varnish Cambi

Thickness In.	Per Sq. Yd.	100 Sq. Yd. @
.007	\$1.92	\$1.80
.010	2.20	2.08

WHITE COTTON TAPE (.007) Grade A — 36 Yd. Rolls

Width, In.	Each	20 Rolls	100 Rolls
¾	\$0.92	\$0.82	\$78.40
1	1.06	.96	91.60

We distribute the entire G.E. insulation line. Prices on request.

All Items on This Page—Cash Discount 2%

GRAYBAR

RENEWABLE FUSES



(Ferrule Type)

250 VOLT

Catalogue Numbers		Less Than \$30.00 or	
Amps.	Econ- Jeffer-	\$30.00 Net	More Net
Buss	omy son	Value @	Value @

Ctn. Qty. 10

3	REN3	F325	391-003		
6	REN6	F625	391-006		
10	REN10	F1025	391-010	\$70.40 C	\$60.00 C
15	REN15	F1525	391-015		
20	REN20	F2025	391-020		
25	REN25	F2525	391-025		
30	REN30	F3025	391-030		

Ctn. Qty. 10

35	REN35	F3525	391-035		
40	REN40	F4025	391-040		
45	REN45	F4525	391-045	\$140.80 C	\$120.00 C
50	REN50	F5025	391-050		
60	REN60	F6025	391-060		

(Knife Blade Type)

Ctn. Qty. 5

70	REN70	F7025	391-070		
80	REN80	F8025	391-080	\$316.80 C	\$270.00 C
90	REN90	F9025	391-090		
100	REN100	F10025	391-100		

Ctn. Qty. 1

110	REN110	F11025	391-110		
125	REN125	F12525	391-125		
150	REN150	F15025	391-150	\$704.00 C	\$600.00 C
175	REN175	F17525	391-175		
200	REN200	F20025	391-200		

Ctn. Qty. 1

225	REN225	F22525	391-225		
250	REN250	F25025	391-250		
300	REN300	F30025	391-300	\$1267.20 C	\$1080.00 C
400	REN400	F40025	391-400		

Ctn. Qty. 1

450	REN450	F45025	391-450		
500	REN500	F50025	391-500	\$1936.00 C	\$1650.00 C
600	REN600	F60025	391-600		

(Ferrule Type)

600 VOLT

Ctn. Qty. 10

3	RES3	F305	393-003		
6	RES6	F306	393-006		
10	RES10	F1005	393-010	\$176.00 C	\$150.00 C
15	RES15	F1505	393-015		
20	RES20	F2005	393-020		
30	RES30	F3005	393-030		

Ctn. Qty. 10

35	RES35	F3505	393-035		
40	RES40	F4005	393-040		
45	RES45	F4505	393-045	\$281.60 C	\$240.00 C
50	RES50	F5005	393-050		
60	RES60	F6005	393-060		

(Knife Blade Type)

Ctn. Qty. 5

70	RES70	F7005	393-070		
80	RES80	F8005	393-080	\$633.60 C	\$540.00 C
90	RES90	F9005	393-090		
100	RES100	F10005	393-100		

Ctn. Qty. 1

110	RES110	F11005	393-110		
125	RES125	F12505	393-125		
150	RES150	F15005	393-150	\$1232.00 C	\$1050.00 C
175	RES175	F17505	393-175		
200	RES200	F20005	393-200		

Ctn. Qty. 1

225	RES225	F22505	393-225		
250	RES250	F25005	393-250		
300	RES300	F30005	393-300	\$2464.00 C	\$2100.00 C
400	RES400	F40005	393-400		

Ctn. Qty. 1

450	RES450	F45005	393-450		
500	RES500	F50005	393-500	\$3520.00 C	\$3000.00 C
600	RES600	F60005	393-600		

FUSE LINKS



250 VOLT

Catalogue Numbers		Less Than \$30.00 or		\$30.00 or More Net Value @
Amps.	Econ- Jeffer-	\$30.00 Net	More Net	
Buss	omy son	Value @	Value @	Value @

Ctn. Qty. 100

3	LKN3	R202	392-003		
6	LKN6	R206	392-006		
10	LKN10	R210	392-010	\$3.52 C	\$3.00 C
15	LKN15	R215	392-015		
20	LKN20	R220	392-020		
25	LKN25	R225	392-025		
30	LKN30	R230	392-030		

Ctn. Qty. 100

35	LKN35	R235	392-035		
40	LKN40	R240	392-040		
45	LKN45	R245	392-045	\$7.04 C	\$6.00 C
50	LKN50	R250	392-050		
60	LKN60	R260	392-060		

Ctn. Qty. 50

70	LKN70	R270	392-070		
80	LKN80	R280	392-080	\$15.84 C	\$13.50 C
90	LKN90	R290	392-090		
100	LKN100	R2100	392-100		

Ctn. Qty. 25

110	LKN110	R2110	392-110		
125	LKN125	R2125	392-125		
150	LKN150	R2150	392-150	\$35.20 C	\$30.00 C
175	LKN175	R2175	392-175		
200	LKN200	R2200	392-200		

Ctn. Qty. 25

225	LKN225	R2225	392-225		
250	LKN250	R2250	392-250		
300	LKN300	R2300	392-300	\$63.36 C	\$54.00 C
400	LKN400	R2400	392-400		

Ctn. Qty. 10

450	LKN450	R2450	392-450		
500	LKN500	R2500	392-500	\$96.80 C	\$82.50 C
600	LKN600	R2600	392-600		

600 VOLT

Ctn. Qty. 100

3	LKS3	R603	394-003		
6	LKS6	R606	394-006		
10	LKS10	R610	394-010	\$8.80 C	\$7.50 C
15	LKS15	R615	394-015		
20	LKS20	R620	394-020		
25	LKS25	R625	394-025		
30	LKS30	R630	394-030		

Ctn. Qty. 100

35	LKS35	R635	394-035		
40	LKS40	R640	394-040		
45	LKS45	R645	394-045	\$14.08 C	\$12.00 C
50	LKS50	R650	394-050		
60	LKS60	R660	394-060		

Ctn. Qty. 50

70	LKS70	R670	394-070		
80	LKS80	R680	394-080	\$31.68 C	\$27.00 C
90	LKS90	R690	394-090		
100	LKS100	R6100	394-100		

Ctn. Qty. 25

110	LKS110	R6110	394-110		
125	LKS125	R6125	394-125		
150	LKS150	R6150	394-150	\$61.60 C	\$52.50 C
175	LKS175	R6175	394-175		
200	LKS200	R6200	394-200		

Ctn. Qty. 25

225	LKS225	R6225	394-225		
250	LKS250	R6250	394-250		
300	LKS300	R6300	394-300	\$123.20 C	\$105.00 C
400	LKS400	R6400	394-400		

Ctn. Qty. 10

450	LKS450	R6450	394-450		
500	LKS500	R6500	394-500	\$176.00 C	\$150.00 C
600	LKS600	R6600	394-600		

NON-RENEWABLE FUSES



(Ferrule Type)

250 VOLT

Catalogue Numbers		Less Than \$30.00 or		\$30.00 or More Net Value @
Amps.	Econ- Jeffer-	\$30.00 Net	More Net	
Buss	omy son	Value @	Value @	Value @

Ctn. Qty. 10

3	NON3	1103	384-003		
6	NON6	1106	384-006		
10	NON10	1110	384-010	\$14.60 C	\$12.00 C
15	NON15	1115	384-015		
20	NON20	1120	384-020		
25	NON25	1125	384-025		
30	NON30	1130	384-030		

Ctn. Qty. 10

35	NON35	1135	384-035		
40	NON40	1140	384-040		
45	NON45	1145	384-045	\$29.00 C	\$24.20 C
50	NON50	1150	384-050		
60	NON60	1160	384-060		

(Knife Blade Type)

Ctn. Qty. 5

70	NON70	11070	384-070		
80	NON80	11080	384-080	\$125.40 C	\$104.40 C
90	NON90	11090	384-090		
100	NON100	11100	384-100		

Ctn. Qty. 1

110	NON110	11110	384-110		
125	NON125	11125	384-125		
150	NON150	11150	384-150	\$281.60 C	\$236.40 C
175	NON175	11175	384-175		
200	NON200	11200	384-200		

Ctn. Qty. 1

225	NON225	11225	384-225		
250	NON250	11250	384-250		
300	NON300	11300	384-300	\$512.60 C	\$426.80 C
400	NON400	11400	384-400		

Ctn. Qty. 1

450	NON450	11450	384-450		
500	NON500	11500	384-500	\$778.80 C	\$649.00 C
600	NON600	11600	384-600		

(Ferrule Type)

600 VOLT

Ctn. Qty. 10

3	NOS3	1603	385-003		
6	NOS6	1606	385-006		
10	NOS10	1610	385-010	\$76.00 C	\$63.20 C
15	NOS15	1615	385-015		
20	NOS20	1620	385-020		
25	NOS25	1625	385-025		
30	NOS30	1630	385-030		

Ctn. Qty. 10

35	NOS35	1635	385-035		
40	NOS40	1640	385-040		
45	NOS45	1645	385-045	\$113.80 C	\$94.80 C
50	NOS50	1650	385-050		
60	NOS60	1660	385-060		

(Knife Blade Type)

Ctn. Qty. 5

70	NOS70	16070	385-070		
80	NOS80	16080	385-080	\$254.80 C	\$212.20 C
90	NOS90	16090	385		

PLUG FUSES

Buss, Economy, Jefferson



The clear window feature makes it easy to locate a burned-out fuse. Handy retail package contains five fuses.

125 Volts		
Amperes	Less 100	Per 100
10, 15, 20, 25, 30	\$10.00	\$9.00
1, 3, 5, 6, and 8	11.00	9.90

BUSS GLASS TUBE FUSES




For Auto, Radio, TV, and Instrument protection.

Put up 5 in a slide cover metal box that won't pop open and spill fuses.

Every BUSS fuse is electronically tested in a sensitive device that insures proper construction, correct calibration and accurate physical dimensions.

Nos.	Amperes	Dimensions		Per 100
		Inches		
AGC-1	1	1/4" x 1/4"		\$7.00
AGC-5	5	1/4" x 1 1/4"		7.00
AGC-10	10	1/4" x 1 1/4"		4.00
AGC-30	30	1/4" x 1 1/4"		5.00

BUSS NEUTRALS



0 to 60 ampere type



61 to 600 ampere type

On grounded systems, fuses are not used in the grounded conductors.

Where fuse clips are now connected to such conductors, some kind of a jumper is necessary instead of a fuse.

		Amperes	Each
250 Volt	{	N30	\$0.62
		N60	.24
		N100	1.04
600 Volt	{	NNS30	\$0.62
		NNS60	.94
		NNS100	2.12

BUSS CLIP CLAMPS



Insure good contact between clips and fuse. Prevent needless blowing of fuses, by eliminating heating from poor contact that often causes fuses to blow. Reduces fuse bills.



Makes replacement of fuse clips unnecessary. Generally permits even injured clips to be used with perfect satisfaction.

Built for hard service. To prevent corrosion, all steel parts are heavily cadmium plated.

250 Volts		Per 100
Size of Clamp		
0-30 Amp		\$100.00
35-60 Amp		126.00
600 Volts		
0-30 Amp		\$126.00
35-60 Amp		158.00

BUSS PLUG FUSETRONS



Fuse with thermal element for better circuit protection.

Can be furnished in amperage ratings of 4/10, 1, 1 1/4, 1-4/10, 1-6/10, 1-8/10, 2, 2 1/4, 2 1/2, 3-2/10, 4, 4 1/2, 5, 5-6/10, 6 1/4, 7, 8, 9, 10, 12, 14, 15, 20, 25, 30 ampere.

To specify correct catalogue numbers on your orders, precede amperage required with letter T. Example T6 1/4 for 6 1/4 ampere.

Fits standard plug fuse blocks.

4/10 to 14 ampere inc.		
Less than 100	\$26.60 C	100 @ \$24.00 C

15, 20, 25, 30 ampere		
Less than 100	13.40 C	100 @ 12.00 C

BUSS FUSTATS



Fustat

F U S T A T means: A fuse — to which a thermal cut-off is added — and which resists tampering and stops over-fusing.



Fustat Adapter

125 Volts — Amperage rating: 1, 1.25, 1.6, 2, 2.5, 3.2, 4, 4.5, 5, 5.6, 6.25, 8, 10, 12, 14, 15, 20, 25 and 30.

FUSTATS ONLY

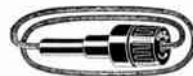
Amperes	Each	100 @
1 to 14	\$0.26	\$24.00 C
15, 20, 25, 30	.18	16.00 C

ADAPTERS ONLY

Amperes	Each	100 @
1 to 14	\$0.12	\$11.80 C
15, 20, 25, 30	.12	11.80 C

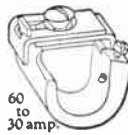
FUSE HOLDER ASSEMBLIES

Make it easy to protect radio, spot light, any accessories.



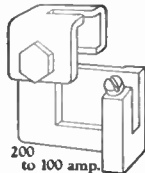
Bakelite body with bayonet type knob and terminals already staked and soldered to 19 inches of No. 14 wire. Plenty of wire to make installation easy.

BUSS FUSE REDUCERS



60 to 30 amp.

Make possible the use of lower amperage fuses or fusetrons than the clips were intended to hold.



200 to 100 amp.

Fit any panel or switch. Do not require any more space in any direction than a fuse to fit the clips.

Set screw clamps assure perfect contact.

Nos.	Ampere	Volts	Pair
263	60 to 30	250	\$0.86
216	100 to 60	250	1.22
2621	200 to 100	250-600	2.40
2642	400 to 200	250-600	3.74

CARTRIDGE TYPE BUSS FUSETRONS

250 VOLT AND 600 VOLT



0 to 60 Amp.



70 to 600 Amp.

Nos. Amps. Ctn. Qty. Less Than \$15.00 Net Value @ \$15.00 or More Net Value @

250 Volt Fusetrons (Type FRN)				
FRN 1/2	0.5	10		
FRN1	1.	10		
FRN1 1/4	1.25	10		
FRN1-6/10	1.6	10		
FRN1-8/10	1.8	10		
FRN2	2.	10		
FRN2 1/4	2.25	10		
FRN2 1/2	2.5	10		
FRN2-8/10	2.8	10		
FRN3-2/10	3.2	10		
FRN3 1/2	3.5	10		
FRN4	4.	10		
FRN4 1/2	4.5	10	\$43.20 C	\$36.00 C
FRN5	5.	10		
FRN5-6/10	5.6	10		
FRN6 1/4	6.25	10		
FRN7	7.	10		
FRN8	8.	10		
FRN9	9.	10		
FRN10	10.	10		
FRN12	12.	10		
FRN15	15.	10		
FRN17 1/2	17.5	10		
FRN20	20.	10		
FRN25	25.	10		
FRN30	30.	10	\$50.40 C	\$42.00 C
FRN35	35.	10		
FRN40	40.	10		
FRN45	45.	10	\$100.80 C	\$84.00 C
FRN50	50.	10		
FRN60	60.	10		
FRN70	70.	5		
FRN80	80.	5	\$237.60 C	\$198.00 C
FRN90	90.	5		
FRN100	100.	5		

600 Volt Fusetrons (Type FRS)

FRS 1/2	0.5	10		
FRS1	1.	10		
FRS1 1/4	1.25	10		
FRS1-6/10	1.6	10		
FRS1-8/10	1.8	10		
FRS2	2.	10		
FRS2 1/2	2.5	10		
FRS2-8/10	2.8	10		
FRS3-2/10	3.2	10		
FRS3 1/2	3.5	10		
FRS4	4.	10		
FRS4 1/2	4.5	10	\$108.00 C	\$90.00 C
FRS5	5.	10		
FRS5-6/10	5.6	10		
FRS6 1/4	6.25	10		
FRS7	7.	10		
FRS8	8.	10		
FRS9	9.	10		
FRS10	10.	10		
FRS12	12.	10		
FRS15	15.	10		
FRS17 1/2	17.5	10		
FRS20	20.	10		
FRS25	25.	10	\$122.40 C	\$102.00 C
FRS30	30.	10		
FRS35	35.	10		
FRS40	40.	10		
FRS45	45.	10	\$216.00 C	\$180.00 C
FRS50	50.	10		
FRS60	60.	10		

NOTE: 250 Volt Fusetrons and 600 Volt Fusetrons are available in ratings up to 600 Amps.

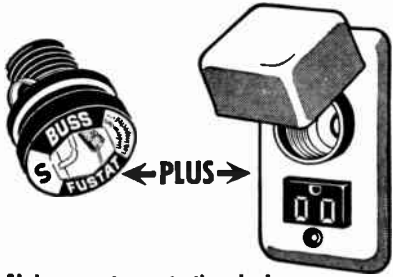
Graybar

Graybar

Graybar

BUSS FUSTAT BOX - COVER UNITS

on any of 4 cover sizes: Handy, Switch, Octagon & Square



Makes a motor protective device equal to any on the market

A simple, low cost way to protect motors against BURNOUT. Turn an ordinary outlet or switch box into a motor protective device — for voltages up to 125.

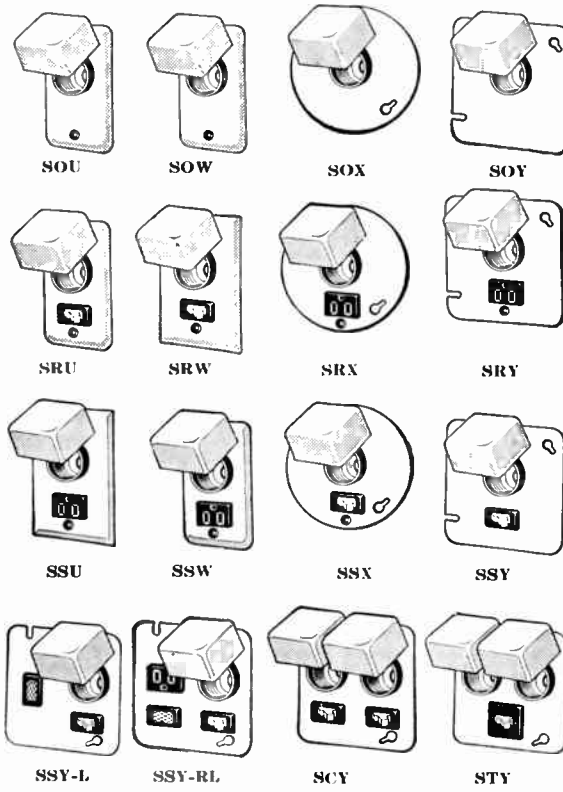
Many combinations to choose from. See listings at right.

To protect a motor just install the desired cover on box, screw in proper size Fustat and Adapter. It's that simple.

Units are made with Edison base fuse holder so any unit will take whatever size Adapter and Fustat that is needed. Listed as approved by Underwriters' Labs. when Adapter has been inserted.

Use them to prevent burnout of motors on Home, Farm, Office, Factory appliances and equipment — from such things as lack of oil, worn bearings, tight belts, overloading, wrong or low voltage.

Units without switch for any motor 3/4 h.p. or smaller. Units with switch for AC motors only — 1/2 h.p. or smaller.



HOLDER WITH FUSTAT ONLY

Nos.	For	Each	10 & Over
SOU	2 1/4" Handy Box	\$0.80	\$ 72.00
SOW	2 3/4" Switch Box	0.80	72.00
SOX	4" Octagon Box	0.92	84.00
SOY	4" Square Box	0.92	84.00

HOLDER WITH PLUG-IN RECEPTACLE

Grounding Type

SRU	2 1/4" Handy Box	\$1.32	\$120.00
SRW	2 3/4" Switch Box	1.32	120.00
SRX	4" Octagon Box	1.46	132.00
SRY	4" Square Box	1.46	132.00

HOLDER WITH S.P. SWITCH

SSU	2 1/4" Handy Box	\$1.52	\$138.00
SSW	2 3/4" Switch Box	1.52	138.00
SSX	4" Octagon Box	1.66	150.00
SSY	4" Square Box	1.66	150.00

HOLDER ON 4" SQUARE COVER

	With		
SSY-L	Switch & Pilot Light	\$3.00	\$270.00
SSY-RL	Switch, Pilot Light		
	Grounding Type	4.34	390.00
	Receptacle	2.86	258.00
SCY	Two Holders with Two		
STY	Two Holders & 1	3.00	270.00



WIRE MARKERS



Brady QUIK-LABELS mean faster wire identification. Stick without moistening. Made of durable fabric. Mounted on handy cards. Silicone Plastic coated to resist dirt, grease and moisture. Replace slow and costly string and metal tags. Cost less than "ringing out" or cutting notches in insulation. Over 1000 NEMA electrical symbols, numbers, letters and colors in stock. Choice of 1 1/2" or 3/4" long labels on Stock Cards at no extra cost.

Quantity	Standard White Cotton Cloth Per Card	Hi-Heat Resistant Acetate Cloth Per Card
25 to 49 Cards	\$0.30	\$0.40
50 to 99 Cards	.26	.32
100 to 249 Cards	.24	.28
250 to 499 Cards	.22	.26
500 to 999 Cards	.20	.24
1000 to 2499 Cards	.18	.22

Card size 2" x 9".

Printing area 1 1/2" x 9".

CONDUIT MARKERS



Self-adhesive Conduit Markers are made of durable non-conductive cloth for large and small diameter pipe. All NEMA voltages from 110V to 7200V available on Brady Stock Cards. Printed in large black letters on "Alert Orange" background, can be read up to 75 feet. Silicone Plastic coating assures permanent identification — indoors or out.

Quantity	Stock Cards 2 3/4" x 9" Per Card	Special Cards 2 3/4" x 9" Per Card
25 to 49 Cards	\$0.52	*
50 to 99 Cards	.42	.50
100 to 249 Cards	.40	.46
250 to 499 Cards	.34	.40
500 to 999 Cards	.32	.36
1000 to 2499 Cards	.28	.32
2500 to 4999 Cards	.26	.30

Over 5000 Cards: Write for Quotation.

PIPE MARKERS



Anyone who can read knows instantly what is in pipes marked with QUIK-LABEL Pipe Markers. Brady Pipe Markers conform to American Standards Ass'n Pipe Identification. Names of materials printed in large black letters on correct ASA background colors. Can be read up to 75 feet. Markers for over 150 materials, including all materials listed in ASA Standard A13, available on Brady Stock Cards.

Assortments:

Cotton Cloth cards can be aggregated for quantity price.

Hi-Heat cards can be aggregated. Cotton Cloth cards cannot be aggregated with Hi-Heat cards for quantity price.

Printing Colors:

No charge for printing in black ink. Color charge of \$3.00 for printing in any other color. Different labels printed in same color take only one color charge.

Background Colors Available:

White, Red, Yellow, Light Blue, Dark Blue, Light Green, Dark Green, Orange, Brown, Tan, Pink, Gray, Maroon, Olive, Purple, and Black.

Card Size: Conduit and Pipe Markers on 2 3/4" x 9" Cards.

T & B STA-KON WIRE JOINTS



Joint made of tough bronze, tin coated. Both ends open for visual inspection to insure wires are fully inserted.



Insulator made of strong plastic. WT-111 installing tool makes perfect joint. Maximum capacity of joint is 3 No. 12 wires. Many other combinations possible.

Nos.	Type	Less 100	100 Per 100	1000
PT66	Conn. & Ins.	\$12.80	\$10.00	\$8.00
PT60	Conn.	5.40	4.30	3.40
PT6	Insulator	7.40	5.80	4.60
PT70	Conn. Only	10.80	8.60	6.80

T & B STA-KON TERMINALS

Installs Fast—Stays Fast



Insert the wire, then shake with the tool, making a perfect nection.

Nos.	Wire Size No.	Unit Pkg.	Std. Pkg.	Each	Unit Pkg. Per 100	Std. Pkg.
A18-6	22,20,18	100	1000	\$ 6.40	\$ 5.00	\$ 4.00
A18-10	22,20,18	100	1000	6.40	5.00	4.00
A18-14	22,20,18	100	1000	6.40	5.00	4.00
B14-6	20,18,16,14	100	2000	6.40	5.00	4.00
B14-10	20,18,16,14	100	2000	6.40	5.00	4.00
B14-14	20,18,16,14	100	2000	6.40	5.00	4.00
C10-6	16,14,12,10	50	1000	8.80	6.90	5.50
C10-10	16,14,12,10	50	1000	8.80	6.90	5.50
C10-14	16,14,12,10	50	1000	8.80	6.90	5.50
D8-10	9,8,7	25	500	17.60	13.80	11.00
D8-14	9,8,7	25	500	17.60	13.80	11.00
D8-516	9,8,7	25	500	17.60	13.80	11.00
E6-14	6,5	20	200	19.20	15.00	12.00
E6-516	6,5	20	200	19.20	15.00	12.00
E6-38	6,5	20	200	19.20	15.00	12.00
F4-14	4,3	20	200	27.20	21.20	17.00
F4-516	4,3	20	200	27.20	21.20	17.00
F4-38	4,3	20	200	27.20	21.20	17.00
G1-14	2,1	10	100	53.00	41.50	33.00
G1-516	2,1	10	100	53.00	41.50	33.00
G1-38	2,1	10	100	53.00	41.50	33.00

STA-KON SPADE TONGUE TERMINALS



Nos.	Wire Size No.	Unit Pkg.	Std. Pkg.	Each	Unit Pkg. Per 100	Std. Pkg.
B14-6F	20-14	100	2000	\$6.40	\$5.00	\$4.00
B14-10F	20-14	100	2000	6.40	5.00	4.00
C10-10F	16-10	50	1000	8.80	6.90	5.50

STA-KON SPADE TONGUE INSULATION GRIP TERMINALS



Nos.	Wire Size No.	Unit Pkg.	Std. Pkg.	Each	Unit Pkg. Per 100	Std. Pkg.
B14-10FG	20-14	100	2000	\$6.40	\$5.00	\$4.00

STA-KON HAND TOOLS



Installs Terminals For Wire Sizes

Nos.	Nos.	Each
WT-111M	Nos. 20, 18, 16, 14, 12, 10	\$ 6.00
WT-115	Nos. 8, 6, 4, 21	36.00
WT-127	Nos. 2, 1, 1/0, 2/0, 3/0, 4/0	
	250MCM	90.00

STA-KON WIRE JOINT KIT

Contain one carton each of A18-10, B14-10, C10-10 plus WT-111M hand tool.

No. 20WJ	Kit	\$12.00
----------	-----	---------

SCOTCHLOK SPRING CONNECTOR



Just screw on and break off winding stem. Meets both pressure and fixture connector requirements.

Nos.	100 @ (Per Box)	1000 @
M	\$7.00 C	\$ 6.30 C
S	5.30 C	4.78 C
L	4.50 C	13.16 C



IDEAL "SET SCREW" WIRE CONNECTORS

600 volt approval. Packed 100 per carton.

Nos.	100 @	1000 @
30-211	\$11.18	\$10.48 C
Wire combinations 3-14 to 2-12		
30-222	\$15.74	\$14.76 C
Wire combinations 5-14 to 2-10		


IDEAL WIRE CONNECTORS



All porcelain. Simply screw on. No tape or solder required.

Takes one No. 14 and one No. 18 or four No. 18 wires.

No.	Each	100	1000 @
305008	\$0.02	\$1.58	\$14.40



No tape or solder. Simply screw on. Made of composition.

Wire Capacities

No. 71B—3 No. 18; 1 No. 18 and 1 No. 16.			
No. 73B—2 No. 14; 2 No. 14 and No. 18; 4 No. 16; 5 No. 18; 3 No. 18 and 2 No. 16.			
No. 74B—5 No. 18; 5 No. 16; 4 No. 14; 2 No. 12; 4 No. 14 and 1 No. 18.			
No. 76B—6 No. 14; 4 No. 12; 3 No. 10; 6 No. 14 and 2 No. 16; 3 No. 12 and 3 No. 16.			
Nos.	Each	100 @	1000 @
71B	\$0.02	\$1.40	\$12.72
73B	.02	1.80	16.50
74B	.04	2.42	22.00
76B	.06	4.54	41.26

SERVIT SPLIT-BOLT CONNECTORS

For Copper or Copperweld



Nos.	Ctn. Qty.	Solid	AWG Strd.	Copper Weld	Per 100 Less Ctn.	Ctn. Qty.
KS17	100	6	8	8A	\$ 46.76	\$ 37.42
KS20	100	4	5	6A	57.08	45.66
KS22	100	2	3	4A	80.46	64.38
KS23	100	1	2	3A	87.80	72.24
KS25	50	2/0	1/0	2A	117.10	93.68
KS26	25	3/0	2/0		193.26	154.60
KS28	25	4/0	4/0		328.06	262.46
KS31	12	350,000	CM		571.04	496.58
KS34	12	500,000	CM		741.72	644.98

T & B "HINJON JUNIOR" TEE-PARALLEL TAP-INS



For either solid or stranded wire.

Nos.	Main	Branch	Each	12 @	72 @
35107	8-4	14-8	\$ 2.72	\$ 2.12	\$1.70
35108	8-4	8-4	2.88	2.26	1.80
35109	4-1/0	14-4	3.20	2.50	2.00
35110	4-1/0	4-1	3.84	3.00	2.40
35111	1/0-4/0	14-4	4.48	3.50	2.80
35112	1/0-4/0	8-1	4.80	3.76	3.00
			Each	6 @	36 @
35114	4/0-300M	8-1	\$5.76	\$4.50	\$3.60
35116	300-500M	8-1	8.80	6.88	5.50
			Each	3 @	18 @
35118	500-750M	14-1	\$11.20	\$ 8.76	\$7.00
35120	750-1000M	14-1	15.20	11.88	9.50

T & B "LOCK-TITE" TEE-PARALLEL TAPS



Make either tee or parallel taps. Take any type wire as well as round or tubular buss.

Nos.	Max. Main	Branch	Each	6 @	36 @
35003	4/0	2-1	\$ 4.96	\$ 3.88	\$ 3.10
35005	4/0	1/0-4/0	6.24	4.88	3.90
35007	300M	2-1/0	6.24	4.88	3.90
35009	300M	2/0-300M	8.48	6.62	5.30
35011	500M	2-3/0	9.92	7.76	6.20
35013	500M	4/0-500M	12.80	10.00	8.00
35015	750M	2-3/0	15.20	11.88	9.50
35017	750M	4/0-500M	19.20	15.00	12.00
35019	750M	500-750M	23.60	18.50	14.80

T & B "LOCK-TITE" TWO-WAY CONNECTORS



Grooved grips clamp the entire surfaces of the cables with uniform compression. Will not work loose.

Nos.	Wire Size	Each	12 @	72 @
32507	4 to 1	\$ 2.88	\$ 2.26	\$ 1.80
		Each	6 @	36 @
32509	1 to 2/0	\$ 4.32	\$ 3.38	\$ 2.70
32511	2/0 to 4/0	6.24	4.88	3.90
32513	4/0 to 300M	8.80	6.88	5.50
		Each	3 @	18 @
32515	300 to 500M	\$14.88	\$11.62	\$ 9.30
32517	500 to 750M	24.40	19.00	15.20
32519	650 to 1000M	28.80	22.60	18.00

Key wrenches furnished free.

T & B "LUG-IT"



Screw driver is only tool needed. Provides even pressure and maximum contact. Electro-plated to prevent corrosion.

Nos.	Wire Size	Each	Ctn. Each	Std. Pkg.
35301	11 to 6	\$0.24	200 @ \$0.19	1000 @ \$15.00 C
35401	8 to 2	.32	100 @ .25	500 @ 20.00 C
35501	4 to 2/0	.64	50 @ .50	250 @ 40.00 C
35601	1/0 to 4/0	1.44	10 @ 1.13	50 @ 90.00 C

All Items on This Page—Cash Discount 5%, except Servit Split-Bolt Conn. net.

Graybar


T & B "LOCK-TITE" LUGS



Clamps the entire surface of the cable, which is held all around in a grooved grip. Compression is uniform; cable cannot spread.

Nos.	Wire Size	Each	18 @	108 @
31005	8 to 6	\$ 1.44	\$ 1.14 ea.	\$ 0.90 ea.
31007	4 to 1	1.92	1.50 ea.	1.20 ea.
		Each	12 @	72 @
31009	1 to 2/0	\$ 3.04	\$ 2.38 ea.	\$ 1.90 ea.
31011	2/0 to 4/0	4.32	3.38 ea.	2.70 ea.
31013	4/0 to 300M	5.28	4.12 ea.	3.30 ea.
		Each	6 @	36 @
31015	300 to 500M	\$ 8.32	\$ 6.50 ea.	\$ 5.20 ea.
31017	500 to 750M	14.24	11.12 ea.	8.90 ea.
31019	750 to 1000M	16.64	13.00 ea.	10.40 ea.

BULLDOG SOLDERLESS LUGS



Uniform compression clamps the entire surface of the wire.

Nos.	Amps.	Max. Wire Size	Each	250 @	\$ 26.00 C
3021	70	4	\$0.30	100 @	58.00 C
3031	100	1	.68	50 @	120.00 C
3041	225	4/0	1.40	10 @	288.00 C
3052	400	500M	3.36	5 @	756.00 C
3062	650	1,000,000	8.82		

WRENCHES FOR ABOVE

Nos.	For Lug Nos.	Each
303SW	3031, 3041	\$0.28
306SW	3052, 3062	.56

No. 3021 can be tightened with screwdriver.

SOLDERING LUGS



Side formed round end up to 250,000. Larger sizes square end. Seamless N. E. C. Standard Rating.

Amp.	Size	Wire Size	Each	Pkg.	Per 100
25	3/16	10	\$0.04	250	\$ 3.78
35	1/4	8	.06	200	4.44
50	5/16	6	.08	200	6.84
70	3/8	4	.10	125	7.68
90	7/16	2	.14	100	10.48
125	1/2	0	.18	100	13.60
150	5/8	00	.22	100	17.46
225	1 1/16	0000	.38	50	30.20
250	1 3/16	25000	.74	25	59.48
325	1 5/16	40000	1.06	25
400	1 7/16	50000	1.74	25
550	1 5/8	80000	2.90	25
650	1 3/4	100000	3.24	25

Graybar



STEEL CUT-OUT BOXES
TYPE A SURFACE

Black enamel galvanized finish; have 1/2" knockouts on four sides.

Wide Long Deep, In.	(Gray Finish)		(Galvanized)	
	Each	Asst.	Each	Asst.
4 1/2 x 5 x 3	\$1.74	\$1.58	\$2.16	\$2.98
4 1/2 x 9 x 3	2.38	2.16	2.98	2.72
6 x 6 x 4	2.20	2.00	2.86	2.50
6 x 8 x 4	2.78	2.52	3.48	3.14
6 x 12 x 4	3.60	3.28	4.50	4.08
8 x 8 x 4	3.46	3.14	4.32	3.90
8 x 10 x 4	3.76	3.42	4.72	4.28
8 x 12 x 4	4.56	4.14	5.70	4.96

JUNCTION OR PULL BOXES

SCREW COVER



Standard gauge steel, covers fastened with machine screws.

6"x6"x4" and 6"x8"x4" have 1 1/4" knockouts. Other sizes combination, 1", 1 1/4", 1 1/2", 2" knockouts.

Wide Long Deep, In.	(Gray Finish)		(Galvanized)	
	Each	Asst.	Each	Asst.
6 x 6 x 4	\$ 2.84	\$ 2.58	\$ 3.30	\$ 3.00
6 x 8 x 4	3.14	2.86	3.76	3.42
8 x 8 x 4	3.60	3.28	4.10	3.72
8 x 10 x 4	4.10	3.72	4.56	4.14
8 x 12 x 4	4.82	4.38	5.78	5.26

Wide Long Deep, In.	5		5	
	Each	Asst.	Each	Asst.
10 x 10 x 4	\$ 4.86	\$ 4.42	\$ 5.34	\$ 4.86
10 x 12 x 4	5.34	4.86	5.80	5.28
12 x 12 x 4	5.66	5.14	6.76	6.14
12 x 15 x 4	7.78	7.08	8.64	7.86
15 x 15 x 4	10.04	9.12	12.54	11.49
12 x 12 x 6	8.16	7.42	10.21	9.27
12 x 15 x 6	10.20	9.28	12.76	11.60
15 x 15 x 6	13.66	12.42	16.70	15.18

SQUARE D TERMINAL BLOCKS



Class 9080 Type S-12 Terminal Blocks

25 Amp. 600 V. solderless connectors. White marking strips included.

Nos.	Circuits	Each
9080S4	4	\$2.86
9080S8	8	4.78
9080S12	12	6.28

Available to 24 circuits.



BRYANT FUSE CUTOUTS
SINGLE POLE MAIN LINE

Nos.	Each
3929 30 Amp. S. P. 250 V., Porcelain	\$0.98
3930 60 Amp. S. P. 250 V., Porcelain	2.06
1931 100 Amp. S. P. 250 V., Porcelain	3.08
1934 200 Amp. S. P. 250 V., Slate	8.10

DOUBLE POLE MAIN LINE

Nos.	Each
1917 30 Amp. D.P. 250 V.	\$1.38
1918 60 Amp. D.P. 250 V.	3.22

TRIPLE POLE MAIN LINE

Nos.	Each
1924 30 Amp. T.P. 250 V.	\$2.10
1925 60 Amp. T.P. 250 V.	4.86

TWO-WIRE D. P. SINGLE BRANCH

No.	Each
1919 30 Amp. 250 V.	\$2.54

BRYANT PLUG FUSE CUTOUTS

Nos.	Wire	Fuse	222		232	
			Each	250 V.	Each	250 V.
222	2	2	\$2.42			
232	3	2			2.72	

SINGLE BRANCH

Nos.	Wire	Each
221	2	\$1.70

MAIN LINE

Nos.	Pole	Each
220	2	\$1.50
330	3	1.88

BRYANT ENTRANCE SWITCHES

Porcelain Base
125 Volt, 30 Amp., 2 Pole For Plug Fuses

Nos.	Each	2 @	25 @
1695	\$3.08	\$2.72 ea.	\$235.30 C



BATTERY KNIFE SWITCHES

15 Amp., 125 Volts

Nos.	Pole	Throw	Each	10 @
707	Single	Single	\$1.14	\$10.60 ea.
708	Single	Double	1.52	1.40 ea.
709	Double	Single	1.76	1.60 ea.
710	Double	Double	2.24	2.04 ea.

BURNDY QIKLUG TYPE QA-B



Heavy duty terminal for rapid termination of cables. The Qiklug accommodates a range of cables, and is supplied with one, two or more holes in the terminal tongue. Also furnished with tongues and drilling to order.

Nos.	Cable Size	Ctn.	Per 100		
			Each	Full Ctn.	4 Ctns. or More
QA28-B	3/0 Str. 4/0 Str.	9	\$ 3.64	\$ 315.50	\$ 291.20
QA28-2B	3/0 Str. 4/0 Str.	9	4.12	357.80	330.20
QA31-B 250 MCM	6	5.82	504.70	465.80
QA31-2B 350 MCM	6	6.78	588.90	543.60
QA34-B 400 MCM	6	7.02	610.00	563.00
QA34-2B 500 MCM	6	8.00	693.90	640.60
QA40-B 600 MCM	6	10.43	904.30	834.70
QA40-2B 800 MCM	6	12.12	1031.70	970.80
QA44-B 850 MCM	6	14.06	1219.80	1126.00



BURNDY SCRULUG TYPE KPA

For low cost indoor terminal connections. Compact construction especially useful on panelboards, in fuse boxes, safety switches, etc.

Nos.	Cond. Range		Ctn.	Per 100	
	Min.	Max.		Each	Full Ctn.
KPA8C	14 Sol.	8 Str.	100	\$0.19	\$ 16.20
KPA4C	14 Sol.	4 Str.	100	.24	21.30
KPA25	4 Str.	1/0 Str.	100	.52	44.00
KPA28	1/0 Str.	4/0 Str.	25	1.20	98.70
KPA34	4/0 Str.	500 MCM	18	3.02	252.90

"KVS" OKLIP CONNECTORS



Husky connector for heavy-duty service connection. Each size accommodates two conductors of maximum diameter or one maximum conductor plus one or more smaller conductors. Compact construction permits quick, easy taping. Rubber-like rings capture bolts.

Nos.	Cond. Range	Car. Qty.	Each	Carton
KVS26	2—2/0 Str. Max.	25	\$1.56	\$140.80
KVS28	2—4/0 Str. Max.	25	2.53	227.26
KVS31	2—350MCM Max.	25	5.94	444.72
KVS34	2—500MCM Max.	12	5.76	518.76



SOLDERLESS CONNECTORS BURNDY VERSITAP TYPE QPX

All-purpose connector for use as a Tee, Link, Cross or Parallel Clamp. Either groove takes wide range of cables; rounded edges make for easy taping.

Nos.	Run Range	Tap Range	Per 100 Ctn. Qty.
QPX2C2C	6—2 Str.	6—2 Str.	12 @ \$ 320.20
QPX282C	1—4/0 Str.	6—2 Str.	12 @ 366.10
QPX342C	250—500MCM	6—2 Str.	6 @ 686.40
QPX3428	250—500MCM	1—4/0 Str.	6 @ 755.00
QPX3434	250—500MCM	250—500MCM	6 @ 960.80
QPX442C	500—1000MCM	6—2 Str.	3 @ 1189.60

St L 46

All Items on This Page—Cash Discount Net.

BURNDY HYLUGS



One-piece, pure copper, electro-tinned connectors; easily installed with Burndy Hytools and Hypresses.



Type YAV

Type YA-L

Nos.	Cond. Size	Ctn. Qty.	Ctn. Qty. Per 100
YAV14-T5	20—12 Sol.	200	\$ 4.08
YAV14	20—14 Str.	200	4.08
YAV14-T2	200	4.08
YAV10	11— 9 Sol.	100	5.64
YAV10-T3	12—10 Str.	100	5.64
YAV8C-L	8 Str.	100	11.96
YAV8C-L1	100	11.96
YA6C-L	6 Str.	50	12.32
YA6C-L3	50	12.32
YA4C-L	4 Str.	50	17.90
YA4C-L4	50	17.90
YA2C-L	2 Str.	25	35.82
YA2C-L2	25	35.82
YA25-L	1/0 Str.	15	40.98
YA25-L4	15	40.98
YA26-L	2/0 Str.	10	47.84
YA27-L4	3/0 Str.	10	57.30
YA28-L4	4/0 Str.	10	64.48

BURNDY INSTALLATION TOOLS



Hytool Y9M



Hytool MY29



Hypress Y34A

Cuts wire, strips insulation, and installs Hydent Connectors on conductor sizes No. 22 thru No. 10.

Self-contained hand tool for installing Hydent Connectors on conductor sizes No. 8 through 250 Mcm. No removable dies are required.

Fully insulated, hand-operated hydraulic tool for installing Hydent Connectors on conductors No. 6 through 500 Mcm. Weighs only 9 lbs.; one indenter die required for all sizes of cable. One nest die required for each size cable.

Nos.	Each
Y9M	\$ 6.50
MY29	92.00
Y34A	310.00
Indenter Die for Y34A	18.00
Nest Die for Y34A	18.00

BURNDY HYLUG KIT No. 10



Kit No. 10 contains 325 assorted Hydent Connectors for No. 20 through No. 10 wire, packed in attractive, durable cartons, plus one Y9M Hytool for cutting wire, stripping insulation and for installing the connectors. No. 10.....Each \$17.30

G r a y b a r

GENERAL PURPOSE



TYPE G

Designed for residential and commercial application.

90000 Line

125-Volt—2-Wire

Fusible—1 Fuse

Nos.	Amps.	Each	\$100.00 List
*D97211	30	\$ 3.96	\$ 3.60

250-Volt—2-Pole—Fusible

*D99211	30	4.72	4.30
---------	----	------	------

250-Volt—2-Pole—Fusible

D98251	30	\$ 5.72	\$ 5.20
D96252	60	12.66	11.50
D96253	100	27.50	25.00
D96254	200	50.60	46.00

MAINS WITH SOLID NEUTRAL

250-Volt—3-Wire Fusible—2 Fuses

*D97311	30	\$ 5.06	\$ 4.60
D97312	60	12.64	11.50
D97313	100	27.50	25.00
D97314	200	50.60	46.00
D97315	400	148.50	135.00
D97316	60	291.50	265.00

250 Volt—3-Pole—Fusible—3-Phase

D96351	30	\$ 12.10	\$ 11.00
D96352	60	17.60	16.00
D96353	100	31.90	29.00
D96354	200	69.20	63.00
96355	400	165.00	150.00
96356	600	308.00	280.00

250-Volt—3-Phase—4-Wire—Fusible—3 Fuses

D97451	30	\$ 12.10	\$ 11.00
D97412	60	17.60	16.00
D97413	100	31.90	29.00
D97414	200	69.20	63.00
97415	400	181.50	165.00

250-Volt—2-Pole—Not Fusible

D91251	30	\$ 5.72	\$ 5.20
91252	60	12.66	11.50

250-Volt—3-Pole—3-Phase—Not Fusible

91351	30	\$ 5.72	\$ 5.20
91352	60	12.66	11.50
91353	100	27.50	25.00
91354	200	50.60	46.00

*Plug Fuses.

INDUSTRIAL



TYPE S

For general Ind. and Comm. appl. Meets Gov't spec. for Type "A".

Enterlock cover.

40000 Line

Single Throw—Quick Make—Quick Break

250-Volt—2-Pole—Fusible Bottom

Nos.	Amps.	H.P. Rating A.C.	Each	\$100.00 List
45251	30	2	\$ 15.08	\$ 13.70
46252	60	5	27.50	25.00
46253	100	10	44.00	40.00
46254	200	15	79.20	72.00

250-Volt—3-Wire Fusible—2 Fuses

A47311	30	3	\$ 15.08	\$ 13.70
A47312	60	7½	27.50	25.00
A47313	100	15	44.00	40.00
A47314	200	30	79.20	72.00
A47315	400	50	184.80	168.00
A47316	600	346.50	315.00

250-Volt—3-Pole—3-Phase—Fusible Bottom

A45351	30	3	\$ 18.36	\$ 16.70
A46352	60	7½	31.90	29.00
A46353	100	15	50.60	46.00
A46354	200	30	88.00	80.00
A46355	400	50	204.60	186.00
A46356	600	368.50	335.00

575-Volt—3-Pole—3-Phase—Fusible Bottom

A45341	30	7½	\$ 31.90	\$ 29.00
A46342	60	20	38.50	35.00
A46343	100	30	70.40	64.00
A46344	200	50	105.60	96.00

250-Volt—3-Pole—Not Fused

41351	30	7½	\$16.72	\$15.20
41352	60	15	30.80	28.00
41353	100	30	47.30	43.00
41354	200	50	72.60	66.00

250-Volt—575-Volt—3-Pole—Not Fusible

A41341	30	15	\$ 16.72	\$ 15.20
A41342	60	30	30.80	28.00
*A41353	100	30	47.30	43.00
A41343	100	50	47.30	43.00
A41344	200	72.60	66.00
A41355	400	165.00	150.00

*240 Volts Max.

INDUSTRIAL HEAVY DUTY

TYPE H

For heavy industrial application where service is severe. Not only meets but goes beyond Type "A" requirements.

Interlocked cover.

80000 Line



Single Throw—Quick Make, Quick Break

250-Volt—2-Pole—Fusible Bottom

Nos.	Amps.	H.P. Rating A.C.	Each	\$100.00 List
A85251	30	2	\$ 26.96	\$ 24.50
A86252	60	5	36.30	33.00
A86253	100	10	55.00	50.00
A86254	200	15	91.30	83.00

250-Volt—3-Pole—3-Phase—Fusible Bottom

A85351	30	3	\$ 33.00	\$ 30.00
A86352	60	7½	47.30	43.00
A86353	100	15	72.60	66.00
A86354	200	30	108.90	99.00
88355	400	50	242.00	220.00
88356	600	402.60	366.00


575-Volt—3-Pole—3-Phase—Fusible Bottom

A85341	30	7½	\$ 51.70	\$ 47.00
A86342	60	20	55.00	50.00
A86343	100	30	83.60	76.00
A86344	200	50	135.30	123.00
88345	400	271.70	247.00
88346	600	457.60	416.00
*A86341	30	7½	53.90	49.00

250-575-Volt—3-Pole—Not Fusible

*A81351	30	5	\$ 30.80	\$ 28.00
A81341	30	10	36.30	33.00
A81342	60	20	45.10	41.00
A81343	100	40	67.10	61.00
A81344	200	50	88.00	80.00

*60 amp. SW. with 30 amp. fuse spacing and clips.
*240 Volts Max.



DOUBLE THROW SWITCHES

Not Fusible

\$100.00 List

Nos.	Amps.	Poles	Ea.	Each
250 Volts				
92251	30	2	\$ 31.90	\$ 29.00
82252	60	2	50.60	46.00
92351	30	3	37.40	34.00
82352	60	3	56.10	51.00
82353	100	3	90.20	82.00
82354	200	3	141.90	129.00
92355	400	3	375.10	341.00
600-Volts				
82262	30	2	\$ 51.70	\$ 47.00
82342	60	3	61.60	56.00
82343	100	3	99.00	90.00

G r a y b a r

G r a y b a r

BULLDOG VACU-BREAK



30 A. to 200 A. switches are front operated.

SOLID NEUTRAL TYPE

3 Pole, 2 Blade, 2 Fuse—125/250 V.;

230 V. AC—3-Phase

For 2 Pole—2 Fuse Operation Ignor Neutral Pole

Horsepower Rating

Nos.	Amperes	Standard	Conditional	Each	\$100 Lis.
SN-321	30	3	7½	\$15.08	\$ 13.70
SN-322	60	7½	15	27.50	25.00
SN-323	100	15	30	44.00	40.00
SN-324	200	30	50	79.20	72.00
SN-325	400	50	168.00
SN-326	600	315.00

3 Pole, 3 Blade, 3 Fuse—230 V. AC—3 Phase

230 V. AC

250 V. DC

Nos.	Amperes	Standard	Conditional	Each	\$100 List
F-321	30	3	7½	\$18.38	\$ 16.70
F-322	60	7½	15	31.90	29.00
F-323	100	15	30	50.50	46.00
F-324	200	30	50	88.00	80.00
F-325	400	50	186.00



400 A and larger switches are side operated.

575 Volts Fusible—Single Throw—3 Phase or 1 Phase

3 Pole, 3 Blade, 3 Fuse—600 V. AC

For 2 Pole Use Also

Horsepower Rating

Nos.	Amperes	Standard	Conditional	Each	\$100 List
F-351	30	7½	20	\$31.90	\$ 29.00
F-352	60	20	50	38.50	35.00
F-353	100	30	50	70.40	64.00
F-354	200	50	96.00
F-355	400	247.00
F-356	600	416.00

Not Fusible—Single Throw

3 Pole—230 V. AC or 575 V. AC

Horse Power Rating

Nos.	Amperes	Standard	Conditional	Each	\$100 List
NF-351	30	10	25	\$16.72	\$15.20
NF-352	60	15	50	30.80	28.00
NF-353	100	30	50	70.40	64.00
NF-354	200	50	50	96.00

For 2 pole operation, 2 poles only are wired, third pole is ignored.

JUNIOR TYPE "D" VACU-BREAK



30 A. to 200 A. switches are front operated.

HORSEPOWER—RATED

For Any Switching Application To—600 Amperes

250 VOLTS—FUSIBLE

3 Pole — 3 Fuse

(For 2 Pole Use Also)

Nos.	Amperes	Standard	Conditional	Each	\$100 List
JF-321	30	3	7½	\$11.00	\$ 10.00
JF-322	60	7½	15	17.60	16.00
JF-323	100	15	30	31.90	29.00
JF-324	200	25	50	69.30	63.00
JF-325	400	50	150.00
JF-326	600	280.00

SOLID NEUTRAL TYPE

3 Pole, 2 Fuse and Solid Neutral

Nos.	Amperes	Standard	Conditional	Each	\$100 List
JN-321	30	3	7½	\$ 7.70	\$ 7.00
JN-322	60	7½	15	12.64	11.50
JN-323	100	15	30	27.50	25.00
JN-324	200	25	50	50.60	46.00
JN-325	400	50	135.00
JN-326	600	265.00

4 Pole, 3 Fuse and Solid Neutral


Nos.	Amperes	Standard	Conditional	Each	\$100 List
JN-421	30	3	7½	\$11.00	\$ 10.00
JN-422	60	7½	15	17.60	16.00
JN-423	100	15	30	31.90	29.00
JN-424	200	25	50	69.30	63.00
JN-425	400	50	165.00
JN-426	600	315.00

Graybar

SQUARE D GENERAL PURPOSE SWITCHES

ROTOR DISC TYPE

Front operated toggle handle. Small in size with liberal wiring space.




30 Amperes—125/250 Volts—Plug Fuses

Nos.	Poles	Fuses	Each	\$100.00 List
90211	2	1	\$3.96	\$3.60
†90211M	2	1	3.96	3.60
93211	2	2	4.72	4.30
*93251	2	2	5.72	5.20
90311	3	2	5.06	4.60
*90351	3	2	6.60	6.00

†Same as 90211 except smaller box.

*Cartridge fuses.

SWING-OUT INTERIOR



With side operating handle. Interior on hinge support, swings out of box for easy wiring. Provides liberal space for attaching conduit.

MAINS WITHOUT NEUTRAL

30 Amperes—125/250 Volts—Plug Fuses


Nos.	Poles	Fuses	Each	\$100.00 List
99311	3	3	\$8.36	\$7.60

30 Amperes—250 Volts—Cartridge Fuses

99351	3	3	\$11.00	\$10.00
-------	---	---	---------	---------

SWITCHES WITH DEAD-FRONT SHIELDS

Side operated handle. For use as service equipment.



30 Amperes—125 Volts—Plug Fuses

Nos.	Poles	Fuses	Each	\$100.00 List
90211WH	2	1	\$ 4.84	\$ 4.40
*90311WH	3	2	12.54	11.40
*97311WH	3	2	6.92	6.30

MAINS WITHOUT NEUTRAL

*93211WH	2	2	\$5.60	\$5.10
----------	---	---	--------	--------

*Swing out base.

*Rotor disc type.

Graybar

SQUARE D RAIN TIGHT SWITCHES



RO Type Raintight Enclosure With Hub and Closing Cap

For outdoor lighting or industrial service where exposed to weather.

Enclosures of heavy galvanized steel, having aluminum finish. All other parts are cadmium plated.

Conduit hubs and blank caps are furnished as separate items. Select proper hub or blank cap from listings on this page.

Nos.	Amp.	Pole	Fuse	Each	\$100.00 List
125-250 Volt Maximum					
D97211RO	30	2	1P	\$ 9.28	\$ 8.40
D99211RO	30	2	2P	10.00	9.10
D98251RO	30	2	2C	11.00	10.00
D97311RO	30	3	2P	10.68	9.70
D97312RO	60	3	2C	20.34	18.50
D97313RO	100	3	2C	38.00	41.80
D97314RO	200	3	2C	69.20	63.00
D96352RO	60	3	2C	24.20	22.00
D96353RO	100	3	2C	46.20	42.00
D96354RO	200	3	2C	84.70	77.00

HEAVY DUTY (TYPE A)

125-250 Volt Maximum

A47311RO	30	3	2C	\$26.94	\$24.50
A45351RO	30	3	3C	33.00	30.00

MANY POWER DISTRIBUTION SYSTEMS ARE INADEQUATE DUE TO EVER INCREASING LOADS

Your Graybar salesman would appreciate the opportunity to help you with your problems. He is in a position, thru cooperation with Square D's field engineer to give you a complete building survey of your electrical distribution system.

Your power problems can be pin pointed and proper equipment recommended to correct the deficiencies — all without obligation to you.

RANGE SWITCHES

RAINTIGHT ENCLOSURES



60A—2 Fuse—3 Wire Main Pull Out

Nos.	60A-2P Branches	30A-2W Plug Branches	Each	\$100.00 List
33582RO	1	4	\$21.44	\$19.50
39712RO	0	6	24.20	22.00
39112RO	0	0	15.40	14.00

Conduit hubs and blank caps are furnished as separate items. Select proper hub or blank cap below.

INTERCHANGEABLE HUBS

IMPORTANT—All of the raintight switches whose catalog number ends in RO are provided with one threaded opening in the top endwall of the enclosure.

Since conduit cannot be installed in this threaded opening, interchangeable hubs are required. Order separately from table listed below.

When more than one conduit hub is required, an interchangeable hub may be installed by cutting a hole and using an adaptor nut as a lock nut, selected and ordered separately by catalog number from table listed below.



Type RO Raintight switch showing interchangeable hub and closing cap.

Switch Rating in Amps.	Cat. No. Closing Cap	Catalog Number of Interchangeable Hub for Conduit Size					Adapter Nut	Dia. Hole Required When Using Adapter Nut
		3/4"	1"	1 1/4"	1 1/2"	2"		
30	CA1	HC1	HD1	HE1	HE2	HN1G	1 7/16	
60	CA2	HC2	HD2	HE2	HE3	HN2G	1 3/4	
100	CA3	HC3	HD3	HE3	HG3	HN3G	2	
200	CA4	HN4G	2 1/2	
Each	\$0.44	\$2.20	\$2.20	\$2.20	\$2.20	\$3.74	\$1.10	
\$100.00 List	.40	2.00	2.00	2.00	2.00	3.40	1.00	

SQUARE D RANGE COMBINATIONS

FUSIBLE MAIN TYPE FOR SINGLE PHASE SERVICE



These switches have 60 ampere fuse-break main switch. Also a 60 ampere fuse-break range circuit and single fuse lighting circuits. For use with outdoor meter boxes or socket type meters.

SURFACE MOUNTING MAIN AND RANGE SWITCHES IN SERIES

3 Pole, 60 Amp., Solid Neutral 115-230 Volts A. C.

Nos.	Range Circuits	Lighting Circuits	Each	\$100 List
33582S	1	4	\$13.76	\$12.50
33782S	1	6	20.90	19.00
33982S	1	8	27.50	25.00

MAIN AND RANGE SWITCHES IN PARALLEL

3 Pole, 60 Amp., Solid Neutral 115-230 Volts A. C.

Nos.	Range Circuits	Lighting Circuits	Each	\$100 List
33582PS	1	4	\$13.76	\$12.50
33582PF	1	4	13.76	12.50
33782PF	1	6	20.90	19.00
33782PS	1	6	20.90	19.00
33982PF	1	8	27.50	25.00
33982PS	1	8	27.50	25.00

3 Pole, 100 Amp., Solid Neutral 115-230 Volts A. C.

Nos.	Range Circuits	Lighting Circuits	Each	\$100 List
33583PS	1	4	\$13.76	\$12.50
33983PS	1	8	27.50	25.00
33783PF	1	6	20.90	19.00
33783PS	1	6	20.90	19.00
33983PF	1	8	27.50	25.00

MAIN AND RANGE SWITCHES IN SERIES

3 Pole, 100 Amp., Main Pullout, Solid Neutral, 115-230 Volts A. C.

Nos.	60 Amp. Pullout	Lighting Circuit	30 Amp. Pullout	Each	\$100 List
31053S	1	10	1	\$60.50	\$55.00
31253S	1	12	1	62.70	57.00

Flush Mounting Switches can be furnished at the same price. Change S to F in Catalog Number.



"SQUARE D" SERVICE EQUIPMENT

CURRENT TRANSFORMER CABINET

For 200-ampere single-phase service.

Nos.	Dimensions	Each	\$100 List
SK-2256	18 ⁵ / ₁₆ "x18 ⁵ / ₈ "x9 ¹ / ₂ "	\$40.70	\$37.00

For 400 and 600-ampere single-phase and 200, 400 and 600-ampere three-phase service.

Nos.	Dimensions	Each	\$100 List
13992	32 ⁵ / ₈ "x24 ⁵ / ₈ "x10 ³ / ₁₆ "	\$34.00	\$31.00

SQUARE D FUSE CABINETS

With liberal wiring space provided for ease in making connections.

Mains: 2 or 3-wire, 125-250 volts, solid neutral, lugs only.

Branches: 30 amperes, 125 volt, single plug fuses.



Cat. No. 37421

Flush Nos.	Surface Nos.	Circuits	Ht. In.	Wd. In.	Each	\$100.00 List
37221	39211	2	6 ⁵ / ₈	6 ⁵ / ₈	\$ 4.40	\$ 4.00
37421	39411	4	6 ⁵ / ₈	6 ⁵ / ₈	6.06	5.50
37621	39611	6	11 ¹ / ₈	7 ³ / ₈	10.00	9.10
37821	39811	8	14 ¹ / ₈	7 ³ / ₈	13.54	12.30
37021	39011	10	15 ¹ / ₄	7 ³ / ₈	20.00	18.20
37121	39111	12	16 ⁷ / ₈	7 ³ / ₈	29.18	24.70

GRAYBAR DISTRIBUTES MOBILE BUSWAYS

for BULLDOG ELECTRIC PRODUCTS NATIONAL ELECTRIC PRODUCTS CO.

SQUARE D CO. TRUMBULL ELECTRIC MFG. CO.

INDUSTRIAL BUSTRIBUTION



The modern enclosed busbar method of electrical power distribution. It incorporates all the advantages of the conventional type systems with such additional features as:

Economy: The very nature of the system, as well as the close attention to design detail, makes this system extremely economical to install.

Flexibility: Outlets are provided frequently throughout the entire run, making it possible to economically and quickly add new machinery or rearrange machinery as production demands vary.

Salvability: Because of its sectionalized construction it may be quickly moved from one part of a plant to another without the necessity of discarding any of the material.


Long Life: Long life is insured because of the permanency of the material used in its manufacture: steel, porcelain and copper.

Safety: All conductors are enclosed in a rugged steel housing.

St L 50

All Items on This Page—Cash Discount 2%

SQUARE D FUSIBLE LOAD CENTERS



Branches: 30 amp. SP Tumbler Switches Plug Fusible.

Mains: 2 or 3 Wire, 125-250 Volt AC. Main Lugs only.

Box: 12" Wide, 4" Deep.

Nos.	Mains Amp.	B'chs.	Box Ht. In.	Each	\$100 List
NTPS08-3L	60	8	12 ¹ / ₂	\$24.20	\$22.00
NTPS12-3L	60	12	16	47.30	43.00
NTPS16-3L	100	16	21	70.40	64.00
NTPS20-3L	100	20	24	99.00	90.00

Specify Flush or Surface.

SQUARE D SERVICE SWITCHES



FOR SINGLE PHASE SERVICE

Main Fuse Switches

Without Branch Circuits

Pull-Out Type Main Switch

Fuses are accessible only with switch in off position.

60 Ampere

Nos.	Poles	Fuses	Each	\$100.00 List
39112S	3	2	\$11.10	\$20.20



Fuseless Main Switches with Branch Circuits

Have a 30 or 60 ampere rotary disc main switch without main fuses.

Circuits are single pole solid neutral, for plug fuses. An insulating fiber protective shield covers all live parts, giving additional safety.

30 or 60 Amp., 115-230 Volts A. C.

Solid Neutral SURFACE TYPE

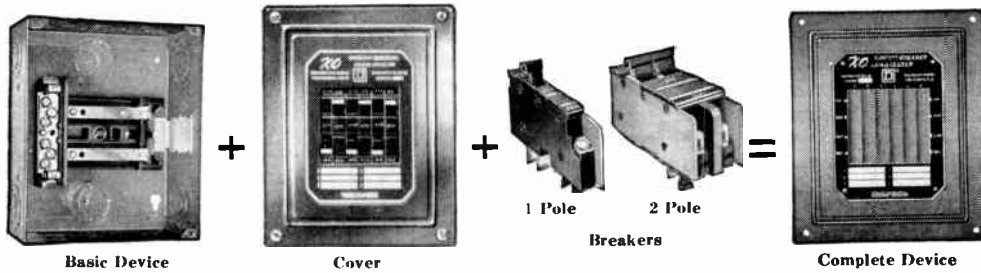
Nos.	Main Poles	Circuit Fuses	Each	\$100.00 List
32481	30	3	\$11.44	\$10.40
32681	30	3	13.20	12.00

Graybar

Graybar

Graybar

1-32 CIRCUIT — MAIN LUGS OR MAIN BREAKERS — PLUG IN — THERMAL MAGNETIC TRIP



TO SELECT PROPER DEVICES

1—Determine required number of single and double pole breakers as well as the mains rating.

2—Refer to complete Device Price Table on next page. Select the vertical column headed by number of double poles required. Move down that column to the number of single poles required.

3—Check mains rating. Use Basic Device catalog number listed at the right such as X04, X05R, X051, etc.

4—Price of complete device will be shown exactly opposite the required number of single poles.

5—Using Basic Device number as a guide order individual components this page.

X01-X02-X03 BASIC DEVICE AND COVER


Select Breakers from Listing on this Page
1 phase, 2 or 3 wire

Nos.	Maximum Number of Circuits			Mains	Each
	SP	OR	DP		
X01S	3		1	30	\$2.20
X02S	3		1	50	4.00
X02F	3		1	50	4.00
X03S	6		2	70	4.20
X03F	6		2	70	4.20

XO PLUG-IN CIRCUIT BREAKERS LISTING

Nos.	Amps.	Poles	Each
XO115	15	1	\$2.00
XO120	20	1	2.00
XO215	15	2	4.00
XO220	20	2	4.00
XO230	30	2	4.00
XO240	40	2	4.00
XO250	50	2	4.00
*XO215SWN	15	2	6.00
*XO220SWN	20	2	6.00

*Switched neutral breaker for use in filling station and similar applications.



1-Phase 3 Wire S/N With Main Lugs Only

Basic Device Nos.	Maximum Number of Circuits			Each	Covers Cat. Nos.	Each
	SP	DP	Mains			
XO4	12	4	100	\$ 5.60	XOC4F or S	\$2.40
XO5	20	6	100	9.70	XOC5F or S	3.60
XO6	32	10	200	23.00	XOC6F or S	7.00

1-Phase 3 Wire S/N With Main Breakers

XO4M	12	4	70	\$ 44.40	XOC4MF or S	\$3.60
XO5M	20	6	100	55.00	XOC5MF or S	7.00

3-Phase 4 Wire S/N With Main Lugs Only

XO41	19	4	100	\$ 13.60	XOC4F or S	\$2.40
XO51	19	4	100	17.70	XOC5F or S	3.60
XO61	31	6	200	31.00	XOC6F or S	7.00

3-Phase 4 Wire S/N With Main Breaker

XO41M	11	2	50	\$ 69.40	XOC4MF or S	\$3.60
XO51M	19	4	100	100.00	XOC5MF or S	7.00

1-Phase 3 Wire S/N Main Lugs Only

Split Bus-Top Bus Holds 2-2P Bkrs.

Bottom Bus Holds 10SP Fed By A 50A DP Located At Top

XO52	10	2	100	\$ 19.50		
------	----	---	-----	----------	--	--

All Items on This Page—Cash Discount 2%

MAIN SERVICE BREAKERS

A main disconnect and protective device for use ahead of load centers.

3 Wire S/N 120/240 Volts A.C.

Nos.	Type	Each	\$100 List
16744S	MM 40 Amp. D. P.	\$13.64	\$12.40
16755S	MM 50 Amp. D. P.	13.64	12.40
333270F	M2 70 Amp. D. P.	29.70	27.00
333270S	M2 70 Amp. D. P.	29.70	27.00
333216F	M2 100 Amp. D. P.	29.70	27.00
333216S	M2 100 Amp. D. P.	29.70	27.00
*333270R	M2 70 Amp. D. P.	32.46	29.50
*333216R	M2 100 Amp. D. P.	32.46	29.50

*Raintite Enclosure.



Graybar

Graybar

Graybar

SQUARE D CIRCUIT BREAKER COMPLETE DEVICE PRICE TABLE

Graybar

CIRCUIT COMBINATIONS												Mains Rating in Amp.	1 PHASE 3-WIRE			3 PHASE 4-WIRE		
0	1	2	3	4	5	6	7	8	9	10	Lugs Only		Main Breaker	Lugs Only		Main Breaker		
← DOUBLE POLES →											Gen. Purpose		Raintight	Gen. Purpose	Gen. Purpose	Raintight	Gen. Purpose	
← PLUS FOLLOWING SINGLE POLES →											TYPE→	XO 1S	XO 1R					
1												30	\$ 4.20	\$ 8.60				
2	0										6.20		10.60					
3											8.20		12.60					
1												50	\$ 6.00	\$ 8.80				
2	0										8.00		10.80					
3											10.00		12.80					
1												70	\$ 6.20	\$10.00				
2	0										8.20		12.00					
3	1										10.20		14.00					
4	2	0									100	12.20	16.00					
5	3											14.20	18.00					
6	3	0										16.20	20.00					
1												100	10.00	18.00	50.00	\$18.00	\$26.00	\$75.00
2	0										12.00		20.00	52.00	20.00	28.00	77.00	
3	1										14.00		22.00	54.00	22.00	30.00	79.00	
4	2	0									100	16.00	24.00	56.00	24.00	32.00	81.00	
5	3	1										18.00	26.00	58.00	26.00	34.00	83.00	
6	4	2	0									20.00	28.00	60.00	28.00	36.00	85.00	
7	5	3	1								100	22.00	30.00	62.00	30.00	38.00	87.00	
8	6	4	2	0								24.00	32.00	64.00	32.00	40.00	89.00	
9	7	5	3									26.00	34.00	66.00	34.00	42.00	91.00	
10	8	6									100	28.00	36.00	68.00	36.00	44.00	93.00	
11	9											30.00	38.00	70.00	38.00	46.00	95.00	
12												32.00	40.00	72.00	
6	4	2	0								100	25.30	36.30	74.00	33.30	46.20	119.00	
7	5	3	1									27.30	38.30	76.00	35.30	48.20	121.00	
8	6	4	2	0								29.30	40.30	78.00	37.30	50.20	123.00	
9	7	5	3	1							100	31.30	42.30	80.00	39.30	52.20	125.00	
10	8	6	4	2	0							33.30	44.30	82.00	41.30	54.20	127.00	
11	9	7	5	3	1							35.30	46.30	84.00	43.30	56.20	129.00	
12	10	8	6	4	2	0					100	37.30	48.30	86.00	45.30	58.20	131.00	
13	11	9	7	5	3	1						39.30	50.30	88.00	47.30	60.20	133.00	
14	12	10	8	6	4	2						41.30	52.30	90.00	49.30	62.20	135.00	
15	13	11	9	7	5						100	43.30	54.30	92.00	51.30	64.20	137.00	
16	14	12	10	8								45.30	56.30	94.00	53.30	66.20	139.00	
17	15	13	11									47.30	58.30	96.00	55.30	68.20	141.00	
18	16	14									100	49.30	60.30	98.00	57.30	70.20	143.00	
19	17											51.30	62.30	100.00	59.30	72.20	145.00	
20												53.30	64.30	102.00	
10	8	6	4	2	0						200	50.00			XO 61			
11	9	7	5	3	1							52.00			58.00			
12	10	8	6	4	2	0						54.00			60.00			
13	11	9	7	5	3	1					200	56.00			62.00			
14	12	10	8	6	4	2	0					58.00			64.00			
15	13	11	9	7	5	3	1					60.00			66.00			
16	14	12	10	8	6	4	2	0			200	62.00			68.00			
17	15	13	11	9	7	5	3	1				64.00			70.00			
18	16	14	12	10	8	6	4	2	0			66.00			72.00			
19	17	15	13	11	9	7	5	3	1		200	68.00			74.00			
20	18	16	14	12	10	8	6	4	2	0		70.00			76.00			
21	19	17	15	13	11	9	7	5	3	1		72.00			78.00			
22	20	18	16	14	12	10	8	6	4	2	200	74.00			80.00			
23	21	19	17	15	13	11	9	7	5			76.00			82.00			
24	22	20	18	16	14	12	10	8				78.00			84.00			
25	23	21	19	17	15	13	11				200	80.00			86.00			
26	24	22	20	18	16	14						82.00			88.00			
27	25	23	21	19	17							84.00			90.00			
28	26	24	22	20							200	86.00			92.00			
29	27	25	23									88.00			94.00			
30	28	26										90.00			96.00			
31	29										200	92.00			98.00			
32												94.00			100.00			
														

Graybar

Graybar

C r a y b a r

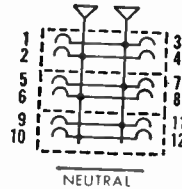
SQUARE D NMO LIGHTING PANELS

COMPLETE DEVICE PRICE TABLE

INCLUDES BASIC DEVICE, FRONT AND PLUG-IN BREAKERS

(Plug-in Units Are Packaged Separately)

MAINS: LUGS ONLY



1 ϕ , 3 W. S/N
A. C. Only

MAINS: 120/240 Volts A.C. only.

BRANCHES: Single Pole, 120 V., 2-Wire S/N Breakers†

BOXES: 12" Wide, 4 1/2" Deep; 15" Wide, 4 1/2" Deep; 15" Wide, 5" Deep. Galvanized Steel.

FRONTS: Trim with Door and Lock. Blue gray finish.

No. of 1-Pole Branches	Type NMO-12		Type NMO-20		Type NMO-28		Type NMO-40	
	No. of 1-Pole Spaces	Each	No. of 1-Pole Spaces	Each	No. of 1-Pole Spaces	Each	No. of 1-Pole Spaces	Each
0	12	\$ 58.	20	\$ 76.	28	\$ 92.	40	\$113.
2	10	63.	18	81.	26	97.	38	121.
4	8	66.	16	84.	24	100.	36	121.
6	6	71.	14	89.	22	105.	34	126.
8	4	74.	12	92.	20	108.	32	129.
10	2	79.	10	97.	18	113.	30	134.
12	0	82.	8	100.	16	116.	28	137.
14	6	105.	14	121.	26	142.
16	4	108.	12	124.	24	145.
18	2	113.	10	129.	22	150.
20	0	116.	8	132.	20	153.
22	6	137.	18	158.
24	4	140.	16	161.
26	2	145.	14	165.
28	0	148.	12	169.
30	10	174.
32	8	177.
34	6	182.
36	4	185.
38	2	190.
40	0	193.

*Max. No. of 15 20 or 30 Amp. Single Poles Available	No. of Breaker Poles Included	Amp. Cap. of Mains	Type	Basic Device Only		Front Only		Box Hgt. (Ins.)	Box Width (Ins.)	Box Depth (Ins.)
				Nos.	Each	Nos.	Each			

MAIN: LUGS ONLY

12	None	100	NMO-12	P17-123	\$ 32.	P17F or S	\$ 26.	17	12	4 1/2
20	None	100	NMO-20	P23-203	47.	P23F or S	29.	23	12	4 1/2
28	None	200	NMO-28	P23-283	55.	P29F or S	37.	29	12	4 1/2
40	None	200	NMO-40	P38-403	73.	P38F or S	40.	38	15	4 1/2

PLUG IN BREAKERS

Nos.	Ckts	Each
MO-481111	4-15A	\$8.00
MO-481100	2-15A	5.00
MO-482222	4-20A	8.00

▲ Handle Ties allow adjacent poles in each block to be easily converted to double pole, individual trip circuits. One handle tie is furnished with each pair of single pole circuits in plug-in breakers.







ORDERING INFORMATION

1. Select *Basic Device* to accommodate total number of 1 pole ckts, & spaces required. (count double pole as 2 single poles.)
2. Select *Flush or Surface front*.
3. Select proper plug in blocks to give circuits desired.

C r a y b a r

"NEW" SQUARE "D" LAY-IN DUCT

REPLACES SCREW & HINGED COVER DUCT



ELIMINATES THREADING AND PULLING CONDUCTORS
JUST LAY THEM IN!!

CONSTRUCTION: Hinged cover of lengths and coupling provide unobstructed working area to lay in wires. Knockouts match other Square D electrical equipment. Fittings: Removable screwed covers with self-aligning captive screws. Finish: Blue-Gray enamel.

MOUNTING: Can be mounted flush to wall for ganging.

Description	Length in Feet	Nos.	2 1/2" x 2 1/2" Size	Each	Nos.	4" x 4" Size	Each	Nos.	6" x 6" Size	Each
DUCT	1	LD 21		\$4.25	LD 41		\$4.95	LD 61		\$15.95
DUCT	2	LD 22		5.05	LD 42		6.05	LD 62		21.30
DUCT	5	LD 25		8.40	LD 45		9.90	LD 65		35.00

FITTINGS


CONNECTOR	LD 2C	.90	LD 4C	1.10	LD 6C	3.30
HANGER	LD 2H	1.00	LD 4H	1.20	LD 6H	3.60
CLOSING PLATE	LD 2CP	.80	LD 4CP	.90	LD 6CP	2.70
90° ELBOW	LD 290 L	6.30	LD 490 L	6.60	LD 690 L	23.00
45° ELBOW	LD 245 L	6.30	LD 445 L	6.60	LD 645 L	23.00
TEE FITTING	LD 2 T	7.00	LD 4 T	7.30	LD 6 T	26.00
JUNCTION BOX OR CROSS	LD 2 J	7.70	LD 4 J	8.00	LD 6 J	28.00
TELESCOPE FITTING	LD 2TF	7.70	LD 4 TF	8.00	LD 6 TF	28.00
*ADAPTOR FITTING	LD 22 A	3.40	LD 44 A	3.80	LD 66 A	13.00
HANGER BRACKET	LD 2 HB	.90	LD 4 HB	1.00		

*Used to connect to existing screw and hinged cover duct.

All Items on This Page—Cash Discount 2%

C r a y b a r

SQUARE D PLUG-IN BREAKER TYPE MHP POWER PANELETTES



SELECTION OF COMPONENTS

1. List required circuits (ampere rating and poles).
2. Determine TOTAL breaker mounting space required from BREAKER MOUNTING SPACE dimensions under "PLUG-IN BREAKERS" table. Include BREAKER MOUNTING SPACE for planned future circuits.
3. Select interior from "INTERIOR, BOX AND FRONT" table, on basis of TOTAL "BREAKER MOUNTING SPACE" required. Corresponding box and front are also listed in this table.
4. Select required breakers from "PLUG-IN BREAKERS" table. Refer to bus diagrams at bottom of page for proper single pole and two pole bus connection types for single phase and three phase mains.

- 3Ø. 4W. S/N 120/208 V. A.C.
- 3Ø. 3W. 240 V. A.C.
- 1Ø. 3W. S/N 120/240 V. A.C.
- 1Ø. 2W. 240 V. A.C.

MAINS: LUGS ONLY.

BRANCHES:

- Single Pole—15 to 50A. 120 V. A.C.
- Two Pole—15 to 100A. 240 V. A.C.
- Three Pole—15 to 100A. 240 V. A.C.

BOXES: Single row—14" wide, 5 3/4" deep.
Double row—20" wide, 5 3/4" deep.

FRONTS: Trim with door and lock.

INTERIORS, BOXES AND FRONTS

Total Breaker Mounting Space (Inches)	Amp. Rating of Mains	Breaker Rows	Box Width (Inches)	Box Height (Inches)	Interior Assembly (Less Breakers)		Front		Box	
					Nos.	Each	Nos.	Each	Nos.	Each
18	200	Single	14	33	MHP-4218	\$ 54.00	P-1433F or S	\$20.00	P-33	\$11.00
27	200	Single	14	42	MHP-4227	63.00	P-1442F or S	23.00	P-42	13.00
36	400	Double	20	41	MHP-4436	94.00	DF-142F or S	36.00	MH-41	24.00
54	400	Double	20	50	MHP-4454	104.00	DF-151F or S	41.00	MH-50	28.00

PLUG-IN BREAKERS

2 SINGLE POLES Breaker Mounting Space 2"				2-POLE Breaker Mounting Space 2"				3-POLE Breaker Mounting Space 3"		70 and 100 Ampere 2-POLE—TYPE M2 Breaker Mounting Space 3"			3-POLE TYPE M2 Breaker Mounting Space 4 1/2"			
BUS CONNECTION				BUS CONNECTION				BUS CONNECTION		BUS CONNECTION			BUS CONNECTION			
Amp. Trip Rating	CA Cat. Nos.	AB Cat. Nos.	BC Cat. Nos.	Each	CA Cat. Nos.	AB Cat. Nos.	BC Cat. Nos.	Each	Cat. Nos.	Each	CA Cat. Nos.	AB Cat. Nos.	BC Cat. Nos.	Each	Cat. Nos.	Each
15	MHCA-115	MHAB-115	MHBC-115	\$10.00	MHCA-215	MHAB-215	MHBC-215	\$20.00	MH-315	\$28.00
20	MHCA-120	MHAB-120	MHBC-120	10.00	MHCA-220	MHAB-220	MHBC-220	20.00	MH-320	28.00
30	MHCA-130	MHAB-130	MHBC-130	10.00	MHCA-230	MHAB-230	MHBC-230	20.00	MH-330	28.00
40	MHCA-140	MHAB-140	MHBC-140	10.00	MHCA-240	MHAB-240	MHBC-240	20.00	MH-340	28.00
50	MHCA-150	MHAB-150	MHBC-150	10.00	MHCA-250	MHAB-250	MHBC-250	20.00	MH-350	28.00
70
100
.....	MHCA-270	MHAB-270	MHBC-270	\$30.00	MH-370	\$41.00
.....	MHCA-216	MHAB-216	MHBC-216	30.00	MH-316	11.00

● **INTERIOR** consists of bus bar assembly with neutral bar and dead front barrier assembly. Four basic sizes are available providing 18, 27, 36, or 54 inch space for installation of circuit breaker units. The barrier assembly includes a sliding closing plate to cover the unused circuit breaker space. The plate is scored so that excess length can be snapped off when breakers are installed.

Circuit identification numbers, in the form of gummed labels, are included with the interior. Sufficient numbers are supplied to meet any circuit combination.

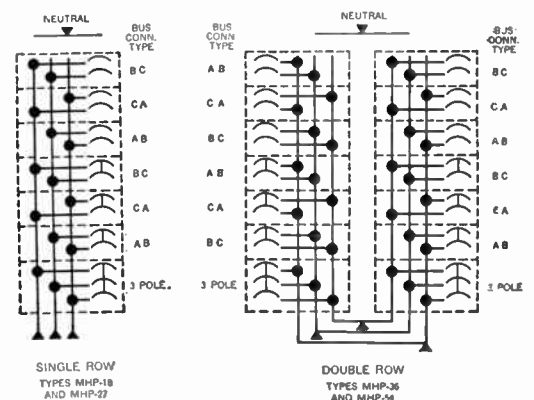
▲ **PLUG-IN BREAKERS** in 2-Pole and 3-pole 240 volt A.C. rating from 15 through 100 ampere sizes are available. Single pole 120 volt A.C. breakers from 15 through 50 ampere ratings are also available. The plug-in feature is accomplished by mounting positive pressure contact jaws on the back of the breaker units. Breaker units plug directly to cylindrical bus bars.

★ **BOX** is fabricated of code gauge galvanized steel and contains an ample assortment of knock-outs in both ends. Four sizes are provided, allowing selection to meet most job requirements.

✦ **TRIM** with hinged door and combination flush lock and spring catch completes the Panellet. Trims are available in either flush or surface mounting.

WIRING GUTTERS: Single row—4" end and side gutters. Double row—6" end gutters; 5" side gutters.

BUS CONNECTION DIAGRAMS




Graybar

Pushbutton operated circuit breaker. "ON" and "OFF" indication on each individual Pushmatic Unit. Quick-break and positive-make operation. A PUSH of the operating button is all that is required for either "ON" or "OFF" switching. Even the "ON" operation after automatic tripping is accomplished by the push of the button type handle. Pushmatic units are completely flexible and are designed for easy insertion and removal. Boxes and trims are gray enamel finish.


FOR 1-PHASE, 3-WIRE, SOLID NEUTRAL, 120/240 V. A.C., SERVICE

THERMAL MAGNETIC TRIP TYPE



Nos.	Each	\$100 List
8000S (Surf.)	\$8.80	\$8.00
8000F (Flush)	8.80	8.00

Basic device, box with neutral and front, but no pushmatics with space for 8 1-pole pushmatics (main lugs 70 amp. max.).




Nos.	Each	\$100 List
4000S (Surf.)	\$4.62	\$4.20
4000F (Flush)	4.62	4.20

Basic device, box with neutral and front, but no pushmatics (main lugs 50 amp. max.).

1-PHASE, 3-WIRE, SOLID NEUTRAL, 120/240 V. A.C., MAIN LUGS 100 AMP. MAX.

Nos.	Maximum No. of Breakers Possible	Basic Device	Fronts	Each	\$100 List	DOORS		\$100 List
						Nos.	Each	
PI-14-3L	14	Box, interior, but no pushmatics.	Specify Flush or Surface	\$14.30	\$13.00	PMD20	\$7.70	\$7.00
PI-20-3L	20			18.70	17.00	PMD24	8.80	8.00



PI-14-3L (Box 20 1/4" High, 10 3/4" Wide, 3 3/4" Deep)			PI-20-3L (Box 24 1/4" High, 10 3/4" Wide, 3 3/4" Deep)		
Total 1-Pole Branch Circuits	Each	\$100.00 List	Total 1-Pole Branch Circuits	Each	\$100.00 List
5	\$27.40	\$24.90	11	\$46.12	\$42.10
6	29.70	27.00	12	48.62	44.20
7	32.00	29.10	13	50.94	46.30
8	34.32	31.20	14	53.24	48.40
9	36.64	33.30	15	55.56	50.50
10	38.94	35.40	16	57.86	52.60
11	41.26	37.50	17	60.18	54.70
12	43.56	39.60	18	62.48	56.80
13	45.88	41.70	19	64.80	58.90
14	48.18	43.80	20	67.10	61.00

(List Prices DO NOT include DOOR—Add \$7.00 if DOOR is desired.)

(List Prices DO NOT include DOOR—Add \$8.00 if DOOR is desired.)

Graybar

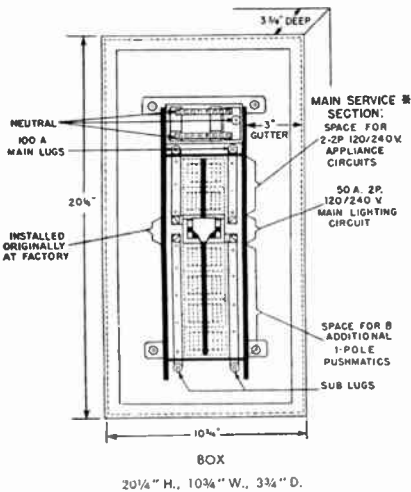
100 AMPERE SERVICE ENTRANCE PANEL (For Residential and Commercial Use)

1 Phase, 3 Wire, Solid Neutral 120/240 V. AC—Main Wire Grips 100 Amps.

Split Bus for Separate Lighting and Appliance Circuits.

A Lighting Section for 1 Pole 120 V. AC. Pushmatics.

A Section for Range, or other Appliance Circuits 2 Pole 120/240 V. AC.



Nos.	Max. No. of Branch Breakers	Basic Device	Each
XD-12-3	12	Box, interior and front (specify flush or surface type) one 2-Pole 50 amp. main lighting Pushmatic but no branch lighting Pushmatic or Filter Plates.	\$24.70
XD-18-3	18	Pushmatic with 2-Pole Tie Handle and 2 1-Pole 15 amp. Branch lighting Pushmatics, no filler plates.	\$29.30

INDIVIDUAL 1-POLE PUSHMATIC UNITS AND ACCESSORIES



Type	CATALOG NUMBERS					Std. Pkg. Qty.	Each	\$100.00 List
	15A	20A	30A	40A	50A			
Thermal ULTRA-MAGNETIC Without Ambient Compensator	31115	31120	31130	31140	31150	10	\$2.42	\$2.20
With Ambient Compensator	41115	41120	41130	41140	41150	10	2.74	2.50
Cat. No. PTH-2—2-Pole Tie-Handle33	.30
Cat. No. PFP-2—Blank Filler Plate11	.10
Cat. No. PHL-1—Handle Locking Device 1-Pole Pushmatic22	.20

All Items on This Page—Cash Discount 2%

Graybar

BULLDOG UNIVERSAL TYPE TROL-E-DUCT AND FITTINGS

BULLDOG TROL-E-DUCT, UNIVERSAL TYPE



A wiring system consisting of standardized duct sections enclosing copper bus bars from which current is drawn by means of trolleys or twist-out plugs. Rated capacity: 50 amp., 250 volts.

Nos.	Length Ft.	Each	Cat. No.	Length Ft.	Each
D710	10	\$12.00	D705	5	\$9.00

TWISTOUT PLUGS



Nos.	Each
TPG712—Terminal Twistout Plug, With Cord Clamp.....	\$3.00
RPG713—Receptacle Twistout Plug, Without Cord Clamp.....	2.50

No. TPG712

TROLLEYS



Nos.	Each
TTG712—Terminal Trolley With Cord Clamp.....	\$5.00
RTG712—Receptacle Trolley With Cord Clamp....	5.00

RTG712

OUTLET BOX ASSEMBLIES



Nos.	Each
PBG711—Twistout Plug Assembly.....	\$5.00
TBG711—Trolley Assembly.....	7.00

FUSTAT RECEPTACLES



Nos.	Each
RB212—3½ to 6¼.....	\$2.60
RB213—7 to 15 amp.....	2.60

COUPLINGS

Nos.	Each
C710—Plain.....	\$ 2.50
FCB712—Standard Feed.....	12.00
EFB712—End Feed.....	10.20



END CAPS

Nos.	Each
TEC210—Trolley Entrance End Cap.....	\$2.00

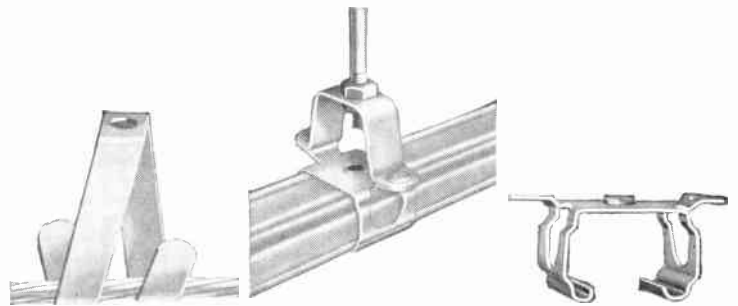


HANGERS

Nos.	Each
H210-2—1¼" Hooks, Messenger Cable Hangers...	\$0.60
H210-4—3¼" Hooks, Messenger Cable Hangers...	.60
H710-0—Standard Hangers.....	.20
H210-31—Messenger Cable Rod Hangers.....	.40
H711—Rod Hanger.....	.60



No. H210-2



No. H210-31

No. H711

No. H710-0

"ELMENCO" FUSIBLE PLUG



Used for individual fusing of fluorescent fixtures or similar loads.

Nos.	Each
FP502	\$1.20

WEIGHT SUPPORT

For suspending fixtures, transformers, etc., from duct.

Nos.	Each
WS710B	\$0.60



BULLDOG INDUSTRIAL TYPE TROL-E-DUCT AND FITTINGS

BULLDOG INDUSTRIAL TYPE "TRO-E-DUCT"




Three-Pole Standard Duct

A flexible electrical system providing a source of power for Portable Electrical Tools, Hoists, Cranes and other moving electrical loads.

Current is carried by copper bus bars enclosed in an insulated steel duct and transmitted through trolleys to the electrical devices.

Nos.	Per Lgth.
TRD310-44—3-Pole, 10" Length.....	\$78.00

NON-FUSIBLE SHOE TYPE TROLLEY



Has three graphite bronze shoe contacts, four supporting rollers and four side thrust rollers. Can be used in curved sections having a radius of 5 ft. or more.

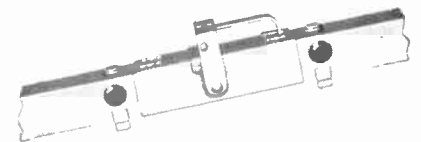
Nos.	Each
TR331-1—3-Pole.....	\$37.00

Material on this page must be ordered from factory.

DROP-OUT SECTION

Provides a convenient method of inserting and removing trolleys.

Consists of a 10' section of "Trol-E-Duct with two 11¼" hinged doors.



Nos.	Per Lgth.
TRD310R-44—3-Pole Drop-Out Section.....	\$90.00

CURVED NON-FUSIBLE TROLLEY

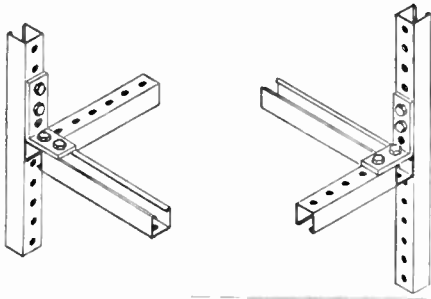
Made in two sections with swivel in center. Can be used in curved sections having a radius of 3' or more.

Have six sliding disc contacts, eight supporting rollers and four side thrust rollers.

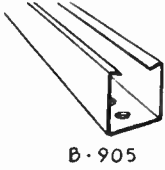
Nos.	Each
T334—3-Pole.....	\$58.00



GRAYBAR



Kindorf Channel and Erector Fittings builds practically any type frame, rack, hanger, or support Easily and Quickly. A heavy beam section (12 Ga. Steel 1½" x 1½") with a slot on one side and 17/32" holes on 1½" centers on the other side, with the holes on 1½" centers which is the same dimension as the outside measurement of the Channel, many additional connection combinations are possible. One requirement only, Channel must be cut or used in increments of 1½". Cut Channel on the center between the holes and make most any connection desired. Holes on 1½" centers — 8 to the foot — is a type of rule itself — saves times. Connections may be made either hole sides or slot sides or combination of both. Each fitting is designed to provide many types of joints or connections and has a multiple of uses therefore, the number of fittings are few. Reusable-again and again in various combinations. You need only a hacksaw and a wrench for tools. Ideal for shelving and storage racks-



Channel—12 Ga. Steel
Std. Lgth. 10' & 20'
Wt. Per 100 Ft.—160#

Nos.	Less 100	Per 100
B-905	\$115.20	\$96.00



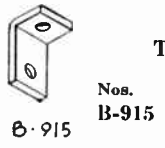
Hardened Steel Nut
For use with any channel.

Nos.	Inch	Less 100	Per 100
B-910	1/4	\$16.80	\$14.00
	5/16	19.20	16.00
	3/8	21.60	18.00
	1/2	24.00	20.00
	5/8	31.20	26.00



Hardened Steel Nut
For use with B-900 or B-905 channel.

Nos.	Inch	Less 100	Per 100
B-911	1/4	\$25.20	\$21.00
	5/16	27.60	23.00
	3/8	30.00	25.00
	1/2	32.40	27.00
	5/8	39.60	33.00



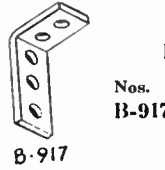
Two Hole Angle Connector

Nos.	Less 100	Per 100
B-915	\$38.40	\$32.00



Three Hole Angle Connector

Nos.	Less 100	Per 100
B-916	\$50.40	\$42.00



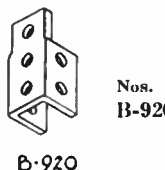
Five Hole Angle Connector

Nos.	Less 100	Per 100
B-917	\$62.40	\$52.00



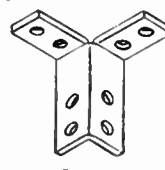
Connector with L. H. Gusset
Connector with R. H. Gusset

Nos.	Less 100	Per 100
B-918—B-919	\$216.00	\$180.00



End Connector

Nos.	Less 100	Per 100
B-920	\$132.00	\$110.00

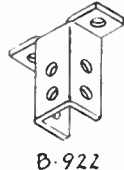


Two Side Corner Connector

Nos.	Less 100	Per 100
B-921	\$187.20	\$156.00

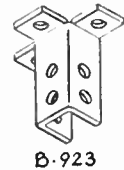
GRAYBAR

GRAYBAR



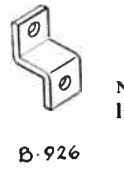
Opposite Side Connector

Nos.	Less 100	Per 100
B-922	\$288.00	\$240.00



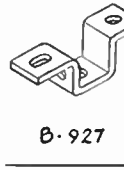
Three Side Connector

Nos.	Less 100	Per 100
B-923	\$276.00	\$230.00



Zee Support

Nos.	Less 100	Per 100
B-926	\$62.40	\$52.00



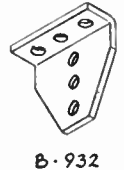
"U" Support

Nos.	Less 100	Per 100
B-927	\$96.00	\$80.00




Angle Support

Nos.	Less 100	Per 100
B-930	\$100.80	\$84.00



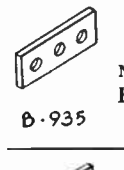
Heavy Angle Connector

Nos.	Less 100	Per 100
B-932	\$168.00	\$140.00



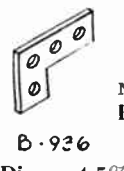
Outside Corner Connector

Nos.	Less 100	Per 100
B-934	\$60.00	\$50.00



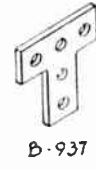
Three Hole Plate Connector

Nos.	Less 100	Per 100
B-935	\$48.00	\$40.00



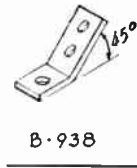
Angle Plate Connector

Nos.	Less 100	Per 100
B-936	\$91.20	\$76.00



"T" Plate Connector

Nos.	Less 100	Per 100
B-937	\$120.00	\$100.00



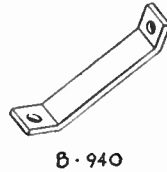
Open Angle Connector

Nos.	Less 100	Per 100
B-938	\$50.40	\$42.00



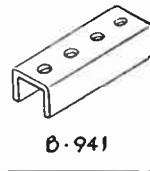
Closed Angle Connector

Nos.	Less 100	Per 100
B-939	\$55.20	\$46.00



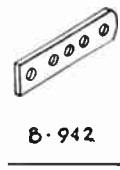
Corner Brace

Nos.	Less 100	Per 100
B-940-1	\$108.00	\$90.00



Joiner

Nos.	Less 100	Per 100
B-941	\$96.00	\$80.00



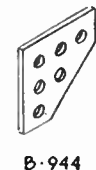
Swivel Plate

Nos.	Less 100	Per 100
B-942	\$50.40	\$42.00



Brace Connector

Nos.	Less 100	Per 100
B-943	\$72.00	\$60.00



Double Brace Connector

Nos.	Less 100	Per 100
B-944	\$156.00	\$130.00



Rod Connector

Nos.	Less 100	Per 100
B-945	\$72.00	\$60.00

All Items on This Page—Cash Discount 5%

St. L. 57

ELECTRO-GALVANIZED FINISH



Standard 8 ft. lengths or 20 ft. lengths, 12 gauge steel — Weight 0.6 per ft. 80 ft. per pkg. — 8 ft. length \$2.40 80 ft. @ \$50.00 Cft.



No. K-101 Channel Type Spacer
1/8" steel—Wt. 0.16 lbs.,
100 per pkg.

No.	Each	Per 100
K-101	\$0.34	\$28.00



No. K-102 Bolt Type Spacer
1/8" steel—Wt. 0.19 lbs.,
100 per pkg.

No.	Each	Per 100
K-102	\$0.34	\$28.00



No. K-103 Beam Clamp
5/16" steel—Wt. 0.28 lbs.,
100 per pkg.

No.	Each	Per 100
K-103	\$0.38	\$32.00

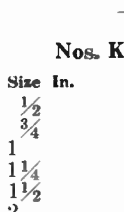


No. K-104 Angle Connector
1/4" steel—Wt. 0.33 lbs.,
100 per pkg.

No.	Less 100	Per 100
K-104	\$0.42	\$34.00

Nos. K-105 Pipe and Rigid Conduit Straps

Size In.	Each	Per 100
1/2	\$0.42	\$34.00
3/4	.46	38.00
1	.50	42.00
1 1/4	.58	48.00
1 1/2	.66	54.00
2	.72	60.00
2 1/2	.82	68.00
3	.92	76.00
3 1/2	1.02	84.00
4	1.10	92.00
5	1.20	100.00



Nos. K-106 Thin Wall Tubing Straps

Size In.	Each	Per 100
1/2	\$0.42	\$34.00
3/4	.46	38.00
1	.50	42.00
1 1/4	.58	48.00
1 1/2	.66	54.00
2	.72	60.00

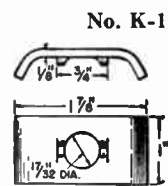
Straps Furnished with electro-Galvanized 5/16" X 1 1/4" Round Head Machine Screw & Nut.

K-113 Hex Head Machine Bolts

Size In.	Each	Per 100
1/2x1	\$0.14	\$12.00
1/2x2 1/4	.22	18.00
1/2x3 1/2	.30	24.00

K-114 Heavy Hexagon 1/2" Nuts


Each	Per 100
\$0.12	\$10.00



No. K-120 Saddle Type Spacer

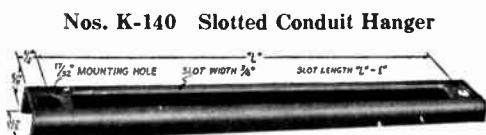
Used with assemblies of number 100 channel.
100 Per Pkg.

No.	Each	Per 100
K-120	\$0.18	\$14.00



No. K-126 Swing Connector
3/16"x1 1/4" used to connect a 1/2" Hanger Rod to a No. K-100 Channel Assembly.

No.	Each	Per 100
K-126	\$1.24	\$104.00



Nos. K-140 Slotted Conduit Hanger

Length In.	Each	Per 100
6	\$0.56	\$46.00
8	.68	56.00
12	.92	76.00
16	1.16	96.00
20	1.20	116.00
24	1.64	136.00

No. K-146 Conduit Beam Clamp

8" Hook Rod. Fits beams up to 6". Longer rods available. No. K-148 straps to be ordered separately.

Nos.	Conduit In.	Each	Per 100
K-146-1	1/2-1 1/4	\$1.54	\$140.00
K-146-2	1 1/2-2 1/2	1.65	150.00
K-146-3	3-4	1.76	160.00

K-148 Conduit "U" Straps

For use with K-146 clamp.

In.	Each	Per 100	In.	Each	Per 100
1/2	\$0.28	\$26.00	2	\$0.52	\$48.00
3/4	.33	30.00	2 1/2	.92	84.00
1	.38	34.00	3	1.10	100.00
1 1/4	.42	38.00	3 1/2	1.36	124.00
1 1/2	.46	42.00			

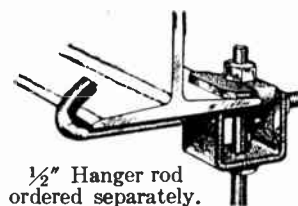


No. K-150 Adjustable Conduit Hanger

Size In.	Each	Per 100
1/2	\$0.66	\$ 54.00
3/4	.70	58.00
1	.74	62.00
1 1/4	.80	66.00
1 1/2	.84	70.00
2	.90	74.00
2 1/2	1.22	102.00
3	1.34	112.00
3 1/2	1.26	122.00
4	1.92	160.00
5	2.10	174.00

KINDORF MAKE MANY OTHER DEVICES, ASK FOR COMPLETE CATALOG.

Nos. K-160 Adjustable Beam Clamp



8" Hook Rod. Fits beams up to 6 inches.

Each	Per 100
\$1.56	\$130.00

1/2" Hanger rod ordered separately.

11" and 14" hook rods available for larger beams.

Nos. K-177 Adjustable Channel Clamp



Fits Channels with Flange width up to 3 1/4".

Fits Angles with Leg up to 3" long.

Each	Per 100
\$2.42	\$220.00

Nos. K-190 Hanger Rods—1/2" Diam.



Length In.	Galvanized	
	Each	Per 100
4	\$0.36	\$ 30.00
6	.38	32.00
8	.48	40.00
10	.58	48.00
12	.70	58.00
14	.82	68.00
18	1.06	88.00
24	1.26	104.00
30	1.44	120.00
36	1.64	136.00
42	1.82	152.00
48	2.02	168.00
54	2.22	184.00
60	2.40	200.00
66	2.60	216.00
72	2.78	232.00


No. K-195 Steel Rod Coupling

1/2" Steel—0.30 lbs.,
100 Per Pkg.

Each	Per 100
\$0.74	\$62.00

Nos. K-181 Steel Wall Brackets

Load Capacities 300 to 900 lbs.
See Tables



No.	Std. Pkg.	Less Std. Pkg.	Std. Pkg.
K-181	Per 100		Per 100
181	25	\$384.00	\$320.00

Steel Wall Brackets Uniform Load

No.	Capacity
K-181	300- 900
K-182	425-2500
K-183	550-2500


Nos. K-287 "U" Bolts

Standard "U" Bolt. Electro Galv. Furnished with two lock nuts. Made of 3/8" steel rod, thru 2"; 2 1/2" & 3", 1/2" steel rod.

Size In.	100 Per Pkg.	
	Less 100	Per 100
1/2	\$43.20	\$36.00
3/4	45.60	38.00
1	48.00	40.00
1 1/4	50.40	42.00
1 1/2	52.80	44.00
2	57.60	48.00
2 1/2	91.20	76.00
3	100.80	84.00

Graybar

Nos. K-1230—I-BEAM CLAMP



Load Rating—500 Lbs.
Safety Factor of 5
 Fits beams up to 6". Hanger Rod and Nuts extra.

Nos.	Each	Per 50
1230	\$1.02	\$84.00 C

Nos. K-1231—STRUCTURAL STEEL CLAMP

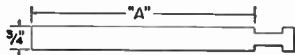


Load Rating—300 Lbs.
Safety Factor of 5
 Clamps to I-Beams, Channels, Angles and Columns. Order Hanger Rod and Nuts extra.

Nos.	Each	Per 50
1231	\$0.60	\$50.00 C

No. K-1233—ANCHOR CLIPS

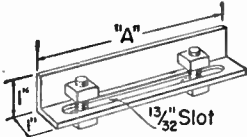
For Use With No. 1231 and No. 1232 Clamps



Clamps on installations subject to excessive vibration.

Size A In.	Beam Flange Width In.	Each	Per 50
7	up to 6	\$0.24	\$20.00 C
11	up to 10	.36	30.00 C

No. K-1235—CENTER I-BEAM SUPPORTS



Used with two No. 1231 Clamps as a low-cost connection to center of I-Beams or in Cantilever.

Size A In.	Beam Flange Width In.	Each	Per 50
7	up to 6	\$0.48	\$40.00 C
11	up to 10	.72	60.00 C

Graybar

No. K-1240—CONDUIT HANGER

Load Rating—500 Lbs.
Safety Factor of 5



This conduit hanger provides easy vertical adjustment after conduit is in place. For 3/8" hanger rod only. Hanger rod and nuts to be ordered separately.

Conduit Size In.	Each	Per 50	Conduit Size In.	Each	Per 50
1/2	\$0.34	\$28.00 C	2	\$0.48	\$40.00 C
3/4	.36	30.00 C	2 1/2	.54	44.00 C
1	.38	32.00 C	3	.58	48.00 C
1 1/4	.42	34.00 C	3 1/2	.62	52.00 C
1 1/2	.44	36.00 C	4	.68	56.00 C

No. K-1243—CEILING FLANGE



Center hole 1/16" diam. Mounting holes 1/32" diam. Hanger Rod and Nuts extra.

No.	Each	Per 50
1243	\$0.36	\$30.00 C

Nos. K-1115—MACHINE BOLTS WITH NUTS

Size, In.	Each	Per 50
3/8x1	\$0.14	\$12.00 C

No. K-1116—SQUARE NUTS

Size, In.	Each	Per 100
3/8	\$0.06	\$20.00 C

Graybar

All Items on This Page—Cash Discount 5%



No. K-1244—SIDE BEAM CONNECTOR

Holes are 1/16" diameter. Order Hanger Rod and Nuts separately.

Nos.	Each	Per 50
1244	\$0.30	\$24.00 C

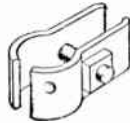


No. K-1245—SWING CONNECTOR

Through bolt furnished with patented lock nut. Order Hanger Rod and Nuts separately.

Nos.	Each	Per 50
1245	\$0.84	\$70.00 C


Nos. K-1246—CONDUIT STRAPS (EDGE-TYPE)




Used with No. 1231 Clamp to install conduit across the edge of I-Beams, Channels, Angles or Columns.

Conduit Size, In.	Each	Per 50
1/2	\$0.36	\$30.00 C
3/4	.38	32.00 C
1	.46	38.00 C
1 1/4	.52	44.00 C
1 1/2	.72	60.00 C
2	.86	72.00 C
2 1/2	.98	82.00 C
3	1.18	98.00 C
3 1/2	1.36	114.00 C
4	1.58	132.00 C

NOS. K-1247, K-1248, K-1249—STEEL CONDUIT CLAMPS



Conduit at Right Angle



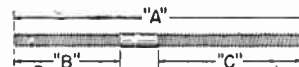
Conduit Parallel

Each Clamp Has Two Positions

Supports conduit or pipe either parallel with, or at right angle to beams, channels, angles or columns. Case-hardened set-screw makes a secure installation.

Nos.	Conduit Size, In.	Beam Flange Thickness, In.	Price Per 100 Electro-Galv.
1247	1/2 up to 3/4	up to 5/8	\$40.00
1248	1/2 up to 1	up to 3/4	56.00
1249	1 up to 1 1/2	up to 1 1/2	70.00

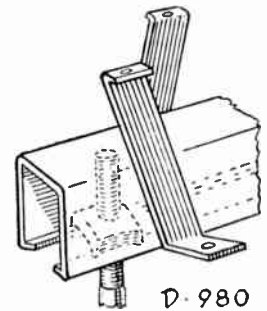
No. K-1189—HANGER RODS—3/8" DIAMETER



Lgth. A In.	Lgth. B In.	Lgth. C In.	Each	Per 50
2	1	3/4	\$0.24	\$ 20.00 C
4	2	1 1/2	.30	24.00 C
6	4	1 1/2	.34	28.00 C
8	4	3	.38	32.00 C
10	4	5	.44	36.00 C
12	4	6	.50	41.00 C
14	4	6	.56	46.00 C
18	4	10	.68	56.00 C
24	4	10	.82	68.00 C
30	4	10	.96	80.00 C
36	4	10	1.10	92.00 C
42	4	10	1.24	104.00 C
48	4	10	1.40	116.00 C

Right-Hand Thread

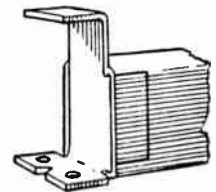
KINDORF CONCRETE INSERTS



D-980

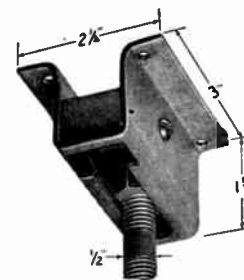
Continuous Length Concrete Inserts

Nos.	Length, Ft.	Each	Per 100
D-980-2	2' Long	\$ 3.96	\$ 330.00
D-980-4	4' Long	7.08	590.00
D-980-6	6' Long	10.20	850.00
D-980-8	8' Long	13.80	1150.00
D-980-10	10' Long	16.80	1400.00



D-982

Nos.	Each	Per 100
D-982	\$0.22	\$20.00



Nos. K-155

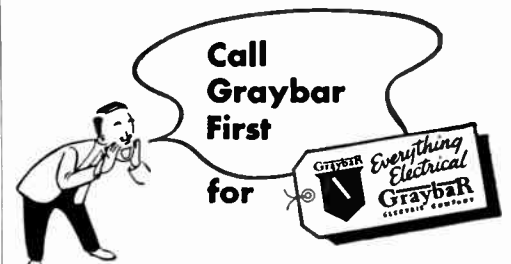
CONCRETE INSERT

Each	Per 100
\$0.60	\$50.00

No. 157 Square 1/2" Insert Nut

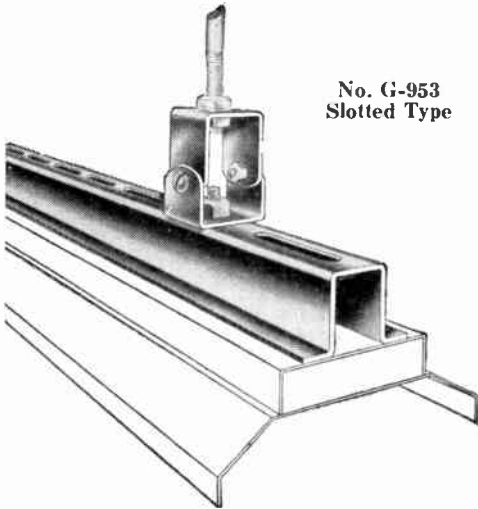
No. 158 Special 3/8" Insert Nut

Each	Per 100
\$0.12	\$10.00



KINDORF DEVICES

FOR SUPPORTING
FLUORESCENT FIXTURES
FIXTURE HANGING CHANNEL
12 gauge steel—Weight 1.8 lbs. per ft.
10 ft. Length standard



No. G-953
Slotted Type

This rigid channel hangs fluorescent fixtures in true alignment. A substantial saving in both material and labor costs is achieved by this channel and its low-cost, easy to use fittings.

This channel also furnished with $\frac{3}{8}$ "x1" knockouts on 1 $\frac{1}{2}$ " centers in place of the $\frac{3}{8}$ "x3" slots. Supporting a continuous run of 40 lb. fixtures this channel deflects $\frac{1}{8}$ " with hanger rods on 10" centers.

	Per 100 Ft.
Painted.....	\$ 96.00
Electro-Galv.....	120.00



Channel Joiner
No. G-958


	Painted	Per 100	Electro-Galv.
	\$110.00		\$120.00



No. G-963—Hanger

Furnished with spec. $\frac{3}{8}$ " shoulder type bolt.

	Painted	Per 100	Electro-Galv.
	\$90.00		\$100.00



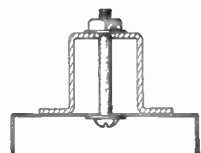
No. G-967—End Cap

	Painted	Per 100	Electro-Galv.
	\$30.00		\$34.00



No. G-969—Cover Strip

	Painted	Per 100	Electro-Galv.
	\$40.00		\$50.00



No. G-970—Fixture Fastening Bolts— $\frac{1}{4}$ "

	Painted	Per 100	Electro-Galv.
		\$12.00



No. G-973
Shoulder Type Bolt— $\frac{3}{8}$ "

	Painted	Per 100	Electro-Galv.
		\$20.00



Nos. 300 Locknut

Size In.	Per 100	Std. Pkg.
$\frac{3}{8}$	\$5.80	1000 @ \$4.60 C
$\frac{1}{2}$	4.00	2500 @ 3.20 C
$\frac{3}{4}$	5.00	1000 @ 4.00 C



Nos. 1306 Fixture Stud Bolt Type

Size In.	Less Std. Pkg. Per 100	Std. Pkg. Per 100
$\frac{1}{2}$	\$32.50	\$26.00



No. 1309
Fixture Stud
No Bolt Type

Size In.	Less Std. Pkg. Per 100	Std. Pkg. Per 100
$\frac{3}{8}$ M x $\frac{1}{8}$ F	\$22.50	\$18.00




Nos. 725
Fixture Extension

Size In.	Less Std. Pkg. Per 100	Std. Pkg. Per 100
1	\$12.50	\$10.00
$1\frac{3}{8}$	16.00	12.80
$1\frac{1}{16}$	11.90	9.50



Nos. 1352
Fixture Hanger
Female Type
Blind

Size, In.	Less Std. Pkg. Per 100	Std. Pkg. Per 100
$\frac{3}{8}$ Blind x $\frac{1}{8}$ Open	\$26.10	\$20.90



Nos. 151
Chase Nipple

Size In.	Less Std. Pkg. Per 100	Std. Pkg. Per 100
$\frac{3}{8}$	\$32.50	\$26.00

Nos. 8500
Fixture Stud and Strap Combination

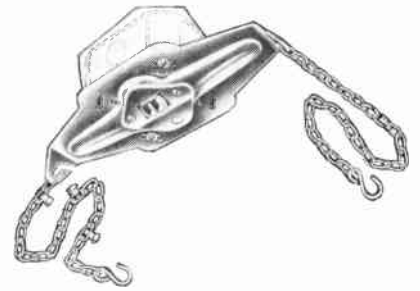


	Less Std. Pkg. Per 100	Std. Pkg. Per 100
	\$35.00	\$28.00

OUTLET BOX BLANK CANOPY COVER

No. CP61	Each	\$0.56
----------	------	--------

HYDEE FIXTURE HANGER




HYDEE HANGER (No. 9988) fastens to ears of 4" or 3 $\frac{1}{2}$ " outlet box or open-type plaster ring. Includes receptacle for two-prong plug, two 5' chains, cord clips, and "S" hooks.

Adapter strap (No. 9989) for use with concrete outlet box.

Nos.	Width	Length	Each
9988	4 $\frac{1}{8}$	10 $\frac{1}{8}$	\$2.40
998936

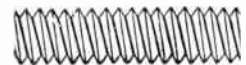
TOGGLE BOLTS



For making attachments to hollow brick, tile or lath walls. Spring type complete with bolt.

Diam. and Lgth. Screw Inches	Std. Pkg.	Less Than Std. Pkg.	Std. Pkg.
$\frac{3}{16}$ x3	50	\$14.10	\$12.82
$\frac{3}{16}$ x4	50	14.85	13.50
$\frac{1}{4}$ x4	50	16.32	14.84
$\frac{1}{4}$ x6	50	23.01	20.92

IRON RUNNING THREAD



3-foot lengths, perfectly threaded.

Size, In.	Per Ft.	24 Ft. @	96 Ft. @
$\frac{1}{8}$	\$0.34	\$0.32	\$0.30
$\frac{1}{4}$.36	.34	.32
$\frac{3}{8}$.40	.38	.34
$\frac{1}{2}$.52	.46	.42
$\frac{3}{4}$.78	.70	.64
1	1.12	1.04	.92

ALIGNERS



Universal joint aligner with $\frac{1}{2}$ " knockout for mounting switch. For 3 $\frac{1}{4}$ " or 4" octagon outlet box. Tapped $\frac{1}{2}$ ".

Nos.	Each
N-3380	Electro-plated \$1.50 10 @ \$1.26

FIXTURE CHAIN AND "S" HOOKS

Nos.	Chain "S" Hook	\$7.64 C Ft. 3.30 C
4		



CORD SETS

Nos.	1-50 Units	50 Units or More
301	\$1.68 Ea.	\$1.52 Ea

All Items on This Page—Cash Discount 5%

GENERAL ELECTRIC REMOTE CONTROL—WIRING SYSTEM

Popular G. E. low voltage system for use in all places desiring safe, economical, time proven equipment. Relays mount in 1/2" K.O. in outlet box that holds fixture, or can be cabinet mounted.

As many control points as desired can easily be installed with L. V. wire and switches. If you desire a more elaborate system, ask for G. E. booklet #16-200-3. One transformer will handle average installation.

Nos.	Description	Each	5@
RT-1	Transformer 125V, Primary 60 Cy. 24V Secondary	\$12.00	\$10.40
RR-2	Relay with Pigtails—15 Amp, 125V—10 Amp, 277 V.	5.60	4.96
RFS-3	Flush Mtg.—Bluff Plastic—3 Amp Switch to Mount in Plates.	.68	.60
RSS-1	Surface Mtg. Buff and Ivory Plastic 3 Amp Switch.	1.12	1.00
RP-1	Ivory 1 Gang 1 Hole Plate	.48	.42
RP-2	Ivory 1 Gang 2 Hole Plate	.48	.42
RP-3	Ivory 1 Gang 3 Hole Plate	.48	.42
Strap included with each plate.			
RMS-2	Master Selector Switch Nine Positions	9.62	8.32



RT1




RP1



RR2



RP3



RFS3



RSS1



RMS2

REMOTE CONTROL LOW VOLTAGE CABLE

(For Indoor Use)

A thermoplastic cable—coded for circuit identification. Conceal in walls or staple on surface.

- SI-153083-3 3 Conductor used on all runs from individual switch to relay.
- SI-153083-2 Conductor used on all transformer runs


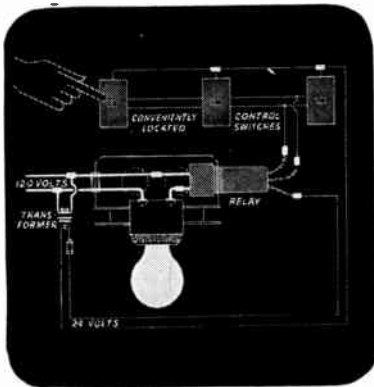
SQUARE D "LV" CONTROL

A modern method of switching lightings for homes, commercial buildings and factories. A SAFE ECONOMICAL METHOD OPERATING ON 24 VOLTS.

Relays mounted in 4" outlet box or relay gang box (preferred method) switch lights. Relays are operated on 24V by control switch that fits despard type switch plate. Multiple control of relay is accomplished by paralleling as many control switches as desired. Manual selector permits single point control of 9 relays individually or all together. Relays O.N. approved for 1/2 HP 120V and 20A 120 to 277V. Industrial lighting at 277V can be utilized with this system.

Nos.	Description	Each	\$100.00 List Value Each
1070C	Relay with Ring 20A 120V 20A 277V 1/2 HP 120V	\$ 5.28	\$ 4.80
1091C	Control Switch 3 Amp 24V	.56	.50
1069	Relay Gang (Box—Mounts 12 Relays 10"x12"x4")	12.10	11.00
1109-S	Manual Selector Switch	6.60	6.00
231-101	50 Watt 24/120V Transformer	5.88

ASK FOR SQUARE D BULLETIN 1124 COVERING ADDITIONAL INFORMATION AND INSTALLATION GUIDANCE.



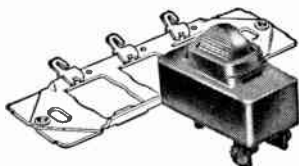
Relay Ganging Box



LV Relay and Ring



Manual Selector Switch



LV Control Switch
Strap and Plate
Not Included.

TOUCH PLATE LOW-VOLTAGE CONTROL ALSO AVAILABLE

Graybar

Graybar

Graybar

NUTONE DOOR CHIMES

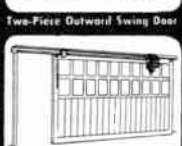

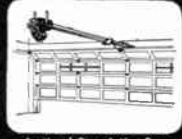
ROBOT OPERATORS

MEET OVER 1,000 SPECIFICATIONS APPROVED BY UNDERWRITERS LAB., INC.

... *Electronically* OPEN - CLOSE - LOCK: DOORS, GATES

- ★ INDUSTRIAL
- ★ COMMERCIAL
- ★ RESIDENTIAL
- ★ & SPECIAL

MODELS AVAILABLE TO OPERATE THE FOLLOWING DOORS, GATES, ETC.



In addition to applications illustrated, ROBOT Operators will also operate the following:

- Vertical Lift Doors
- Vault Doors
- Fire Doors
- Elevator Doors
- Opposite Sliding Gates
- Elevator Gates
- Rolling & Sliding Grilles
- Factory Conveyors
- Factory Skylights
- Commercial Awnings
- Folding Partitions
- Greenhouse Windows
- Theater Stage Curtains
- Television Antennas
- Radar Antennas

And any other applications where a safe and dependable automatic electric power unit is desired for operators requiring a reversing travel cycle — or an intermittent cycle in one direction.



MANY THOUSANDS IN USE . . . SOME OVER 20 YEARS

Write for FREE Catalog to . . .

GRAYBAR ELECTRIC COMPANY, INC.
Consult us for your special requirements and prices.

THE "LEADER"



TWO-NOTE MODELS

Sounds two notes for front door and one note for rear door.


All metal cover in choice of White enamel with Chrome louvre of Ivory enamel with Satin Brass louvre.

Dimensions: 6 7/8" x 2 1/4" x 4 1/2" high.

Nos.	Each	6 @ Each
K-12	\$6.50	\$5.98

Price includes excise tax.

K-15 "RECESSED"



Can be recessed or surface mounted. White and Chrome or Ivory and Brass. 2 notes front door — 1 note rear door. 7 1/4" square, 2" deep.

Nos.	Each	6 @ each
K-15	\$13.40	\$12.30

Price includes excise tax.

THE "COMMANDER"



Sounds two notes for front door and one note for rear door.

Ivory plastic cover with Satin Brass tubes and trim or White with Polished Chrome tubes and trim.

Dimensions: 7" x 2 3/4" x 6 3/4" high.

Nos.	Each	6 @ each
K-16	\$9.40	\$8.60

Price includes excise tax.

K-18 REPEAT-A-TONE

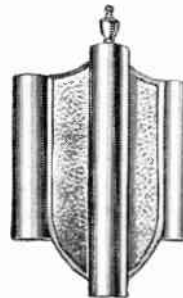


Repeating chime for front door plus two notes for rear door. **IVORY PLASTIC** cover with brass finish tubes or **WHITE PLASTIC** with chrome. 7" x 7 3/4" high.

Nos.	Each	6 @ each
K-18	\$11.20	\$10.30

Price includes excise tax.

THE "MT. VERNON"



Sounds two notes for front door and one note for rear door.


Hammered Brass shield with three-tube effect.

Dimensions: 7" x 3 1/4" x 11 3/4" high.

Nos.	Each	6 @ each
K-20	\$14.80	\$13.54

Price includes excise tax.

K-22 "JEWEL"




WALNUT or LIMED OAK finish cover. Satin brass finish tubes. 2 notes front door, one rear. 7" x 9" high.

Nos.	Each	6 @ each
K-22	\$15.40	\$14.20

Price includes excise tax.

K-23 "DELUXE"




WALNUT and brass finish. 2 notes front door, one rear. 8" x 11 3/4" high.

Nos.	Each	6 @ each
K-23	\$10.60	\$9.74

Price includes excise tax.

THE "MODERN"



K-13 "Modern" — Plastic cover, red and gold reversible grille plate. 2 notes front door, 1 note rear door.

4 5/8" x 6 1/2" x 2".

Nos.	Each	6 @ each
K-13	\$7.92	\$7.36

Price includes excise tax.

K-26 "REGAL"



Ivory plastic cover, with fluted center of gold finish. Satin brass tubes. Two notes front door — one note rear door.

Model	K-26
Width	7 7/8"
Height	Min. 39 1/4"
Depth	2 7/8"
Unit Ship	
Weight	3 lbs. 14 oz.

Contains new, enclosed power mechanism.

Nos.	Each	6 @ each
K-26	\$14.80	\$13.54

Price includes excise tax.

GRAYBAR

EDWARDS DOOR CHIMES



The Westminster

Stunning heraldic design in gold and wine on a gray background . . . trimmed with ivory, Edwards' Westminster gives the famous 8-note melody deeper, more resonant tone by using oversize tubes. Besides the 8-note melody, there's a two-note signal for the rear door plus an extra single note signal.

No. 1638 Westminster Chime. \$59.46

Price does not include excise tax.

GRAYBAR



The Wedgwood


Crystallized plastic case in light ivory, with bright gilt ribbing. Inlaid ornament has three-dimensional effect. Oversize tubes precision tested for tone purity. Two-note melody for front door, single note as rear-door signal. Size: 48" h., 7 1/2" w., 2 5/8" d.

No. 1642 Wedgwood Chime (two tubes). \$13.14

Price does not include excise tax.

The Chordette

The Chordette comes in two beautiful finishes . . . white, with chrome pipes . . . or a rich mahogany with brass pipes. Soft, melodious chord sounds as long as entrance button is pressed. Two-note sequence for rear-door signal. Size 11 1/2" h., 5" w., 3" d.



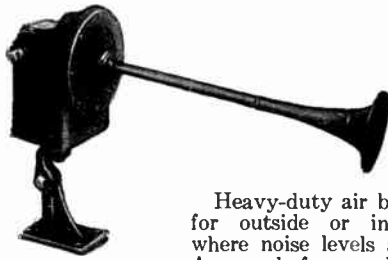
No. 1636 Chordette Chime (mahogany and brass) \$12.26

No. 1637 Chordette Chime (white and chrome) 12.26

Price does not include excise tax.

GRAYBAR

KODAIRE INDUSTRIAL SIGNAL



Heavy-duty air blast horn for outside or inside use where noise levels are high. Arranged for conduit connection. Swivel bracket permits horn to be pointed in any direction.

Nos.	Volts	Frequency	Each
136	110	60 Cycle	\$72.00

KODAIRE HORNS



High powered air tone trumpet for noisy locations.

For inside use, dead front adapter plate mounts on standard 4 inch box, condulet or wiremold fittings.

Nos.	Volts	Frequency	Each
133-L	115	60	\$66.00



FARADAY HORN UNIPACT

Nos.	Volts	Cycles	Each
121-U	24	60	\$25.20
121-U	115	60	25.20

FARADAY WEATHER-PROOF HORN



Nos.	Volts	Cycles	Each
122	24	60	\$30.00
122	115	60	30.00




FARADAY VIBRATING BELL UNIPACT

Nos.	Size In.	Volts	Each
2000	6	24 A.C.	\$34.20
2000	6	115 A.C.	40.20
2000	10	24 A.C.	45.00
2000	10	115 A.C.	48.00

Also available Weatherproof Bell Number 2000-W.

ADAPTAHORN

Underwriters Listed



Mounts on wall, switch box, or outlet box. Weatherproof construction. Muting feature gives wide choice of loudness.

Specify for 115 volt, 60 cycle or 24 volt, 60 cycle.

Nos.	Each
374 Grille type.	\$22.20
372 Projector type.	25.20

For raintight weatherproofing aluminum back box and gasket.

Nos.	Each
349 For both types of Horns.	\$ 7.20

EDWARDS DOOR CHIMES



The Fairfax

A door chime that looks like a knocker and sounds like a chime. The two-note sequence is sonoscope-tested for tone purity. Your guests see a knocker of rustproof shining brass while, on the inside, you see a handsome beveled mirror which conceals the chime mechanism. Simple to mount . . . just drill one hole and it's up.

No. 1630 Fairfax Knocker Chime. \$10.86

Price does not include excise tax.

The Captain


Simplicity of design makes this an ideal chime for kitchens. Neat, compact, economical. Metal case finished in shining white, with chrome ornament. Sonoscope-tested resonator bars. Two-note melody for front door, single note for rear. Size 6 3/4" h., 3" w., 2 1/4" d.



No. 1605 Captain Chime \$6.56

Price does not include excise tax.

CHIME TRANSFORMER



10 Watts
Universal Mounting
Sec. Volt 12-18

Nos.	10 or More Each	Less 10 Each
230-281	\$2.88	\$3.50

All Items on This Page—Cash Discount 2%

BELLS AND BUZZERS



ENCLOSED BINDING POSTS
Operate at 8-10 volts A.C., or 6-8 volts D.C.

Aluminized Cover
Double Magnet—Non-Adjustable

Nos.	Size In.	Each	Pkg. Quantity
740	2 1/2	\$1.26	12 @ \$1.08
744	4	2.24	3 @ 1.92




ENCLOSED BELLS AND BUZZERS

All parts enclosed.
Double Magnet type.
Operates at 8-10 volts A. C.
or 6-8 volts D. C.

Non-Adjustable-Aluminized Cover

Nos.	Each	Pkg. Quantity
720 Bell	\$1.40	12 @ \$1.20
725 Buzzer	1.20	12 @ 1.02
730 Combination	2.24	12 @ 1.92



LUNGEN BUZZERS

Polished Chrome Finish
No. 115 type operates on 8 to 12 volts A. C. only.
No. 15 type operates on 8 to 10 volts A. C. or 6-8 volts D. C.


Nos.	Size In.	Each
115-1	2 1/8 x 5/16	\$3.48
115-2	2 3/16 x 1 3/4	3.72
115-3	3 x 2	3.96
115-4	3 1/2 x 2 1/4	5.40

A. C.-D. C. Type

Nos.	Size In.	Each
15-0	1 5/8 x 1 1/8	\$3.96
15-1	2 1/8 x 1 5/8	3.72
15-2	2 3/16 x 1 3/4	3.96
15-3	3 x 2	4.10

FLUSH CALL SIGNALING DEVICES

Mount in standard switch boxes and take standard switch or receptacle plates, permitting flush installation.



8 to 12 Volts A. C.

Nos.	Each	6 @
660 "Ring Call", bell only	\$2.32	\$1.98
661 "Buzacall", buzzer only	2.24	1.92
662 "Tucall", bell and buzzer	3.64	3.12
664 Push Button	.64	.54

Nos.	Each	3 @
666 "Powacall" Transformer	4.16	4.08
663 Single Stroke Bell	3.15	2.70

GENERAL PURPOSE BELLS




FOR LOW COST WORK

Operate on 8-10 volts A. C. or 6-8 volts D. C.
Phosphor bronze springs and silver contacts. Black finish, nickel gong.

Single Magnet—Adjustable			Double Magnet—Adjustable		
Nos.	Size, In.	Each	Nos.	Size, In.	Each
55-4	4	\$5.40	17-4	4	\$11.40
55-6	6	6.60	17-6	6	13.92

"ADAPTABEL" VIBRATING

Underwriters Listed



Mounts on wall, switch box, or outlet box. No contacts or springs to adjust. Moisture-proof and dust-proof.

For 110 Volts AC Circuits			For 24 Volts AC Circuits		
Nos.	Size, In.	Each	Nos.	Size, In.	Each
340-4	4	\$30.00	340-4	4	\$24.00
340-6	6	40.20	340-6	6	34.20
340-10	10	48.00			

For Raintight Weatherproofing.

Aluminum Back Box and Gasket.

Nos.	Each
348 For 4" Adaptabels	\$7.20
349 For 6" and 10" Adaptabels	7.20

CONSTANT RINGING ALARM DROPS



When energized by operation of any contact device or an open circuit system or through a relay on a closed circuit system the drop closes the circuit and keeps it closed until reset by hand, thus causing continuous alarm on bells, horns, etc.

8 to 12 Volts A. C.—6 to 8 Volts D. C.

No. 26.....Each \$6.36

DIXIE FLOOR TREADS



Improved type, rubber base, brass finish.

Nos.	Each	3 @
290	\$2.32	\$1.98

EDWARDS PUSH BUTTON



Modern thin design, permanent, non-tarnishing, light center action. Has thin classic design — so popular today.

2 5/8" Long 3/4" Wide

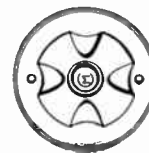
Nos.	Colors	Each	6 @
634	Brown, Ivory Center	\$0.36	\$0.32
635	Ivory, Brown Center	.36	.32

NUTONE PUSH BUTTONS



Nos.	Description	Each	12 @
PB-2	Brass	\$1.96	\$1.90
PB-3	Black and Chrome	1.62	1.50
PB-4	Solid Brass	1.62	1.50
PB-6	Solid Brass	1.30	1.20
PB-6	Chrome	1.50	1.30

MONOWATT BAKELITE PUSH BUTTONS



Nos.	Color	Each	10 @
2207-1	Brown	\$0.28	\$0.24
2207-2	Ivory	.30	.28

BRASS PUSH BUTTONS



Nos.	Size In.	Each	12 @
600	2 5/16	\$0.40	\$0.34
603	1 3/4	.40	.34

FLUSH PUSH BUTTONS



Nos.	Hole In.	Each	12 @
620	5/8	\$0.60	\$0.50 ea.
59	3/4	1.40	6 @ 1.20 ea.

FLUSH PUSH BUTTONS




With Locknut

Raised center, for plate or panel mounting. Fits 5/8" mounting hole.

Nos.	Each	6 @
623	\$1.68	\$1.44

Graybar

HIGH VOLTAGE PUSH BUTTONS



110 Volts
Quick break. Fits 3/4" hole.
Nos. 820 Each \$4.80




Quick make and break, with leads and locknut. Fits 7/8" hole.
Nos. 850 Each \$5.28

WEATHERPROOF 110 VOLT PUSHES



Iron case. Two mounting lugs. One boss tapped, 1/2". Open circuit type.
Nos. 8493... Each \$6.48

COMMERCIAL DOOR OPENERS



RIM TYPE
For surface locks, office gates, etc. Body height 2", depth 3", width 1 1/8", nosing opening 1 1/4".
8 to 12 Volts A.C.—6 Volts D.C.
Nos. 152 Each \$8.40

ECONOMY DOOR OPENERS



MORTISE TYPE
Body height 3 5/8", depth 2 3/8", width 1", nosing opening 1 3/16", face plate 5 3/8" x 1 1/4".
8 to 12 Volts A.C.—6 Volts D.C.
Nos. 9 Each \$6.30 6 @ \$5.40 ea.

ALL-PURPOSE CONTACTOR



Replaces old-fashioned springs for doors, windows, transoms. Fits a 3/4" hole, need not be mortised except in remote cases; over all 1 5/8" high. 1 5/8" deep, including flanges.
For low voltage operation.
Nos. 44 Pressure on nose opens circuit Each \$1.40 6 @ \$1.20
45 Pressure on nose closes circuit 1.40 1.20


DESK PUSH BUTTONS



Bakelite with weighted base and pad in base. With 6 foot cord.

Nos.	For	Each	3 @
146S-1	1-Button	\$ 7.34	\$ 6.30
146S-2	2-Button	9.44	8.10
146S-4	4-Button	14.48	12.42
146S-6	6-Button	20.64	17.70

ANNUNCIETTES




Much smaller and neater than old-fashioned annunciators.
Buzz audible signal with connectors for adding extension signal, if desired.

Operates on 8-10 volts. Manual reset. All boxes are 3" deep. Trims are 3/4" larger than wall cut dimensions.

FLUSH TYPE—WHITE ENAMEL

Nos.	Wall Cut		No. of Drops	Each
	Height, In.	Width, In.		
672-4	4	4 5/8	5 7/8	\$33.00
672-8	8	4 5/8	5 7/8	46.80
672-12	12	4 5/8	7 7/8	67.20

BELL RINGING TRANSFORMERS JEFFERSON WIZARD



May be attached to any outlet box cover or to side of box. Mounting feet for surface wiring.
110 volts, 60 cycles, 5 watts, 10-volt secondary.

Nos.	Each	50 @
230-201	\$2.66	\$2.28

EDWARDS EASI-MOUNT



Expandable nipple for 1/2" knockout. Set screw outside of box. 115 volts, 60 cycles, 5 watt secondary.

Nos.	Each	6 @
890	10 Volts	\$2.66 \$2.28
896	6-12-18 Volts	3.50 3.00

TRI-VOLT TRANSFORMERS



110 volts, 60 cycles, 5 watts, 6, 8, 14 volts secondary.

Nos.	Each	10 @
230-121	\$3.90	\$3.34

SIGNALING TRANSFORMERS




All types designed for 110-120 volt alternating current.

Nos.	Watts	Each
231-101	50	\$11.76
231-111	100	18.84
231-141	250	48.50

Easi-Mount Chime Transformer

Designed for simple and quick installation. No screws or parts to take out or lose. Only one easy-to-reach set-screw on outside. Primary: 115V, 50-60 Cyc. Secondary: 14 V., 5 W. Size: 2 5/8" h., 2 5/8" w., 1 7/8" d.



No. 894 Chime Transformer... \$2.88

RESONATING HORNS WEATHERPROOF



Loudest electric horn. For code or general warning. Resonate trumpet tone. Any specified voltage 115--60 cycle.

Model 5420... \$72.00

FEDERAL SIRENS

Powerful non-coding Siren for fire alarms or as a signal for hours of work. High speed motor. Weatherproof housing. Adjustable bracket. Length 11". 110 Volt Universal motor, A.C. or D.C.



Type "A"... Each \$107.10

Can be supplied to operate at 6 to 250 volts, at no additional cost.

BENJAMIN SIGNALS

Built to meet requirements of industrial systems. Both motor driven and vibrator types. Can be used for code calling.



Can be supplied for A.C. or D.C. from 6 to 250 volts.

MOTOR DRIVEN			
Nos.	Volts	Type	Each
8170	110 A.C.	Weatherproof	\$85.10
VIBRATING			
Nos.	Volts	Type	Each
8755	110 A.C.	Interior	\$23.68
8546	110 A.C.	Weatherproof	28.50

Graybar

Graybar

All Items on This Page—Cash Discount 2%

BATTERIES



UNIT CELLS		
Nos.		Each
950	Standard	\$0.20
935	Baby	.16
915	Pen Size	.14
912	Baby Pen Size	.14



LEAK PROOF UNIT CELL
Ray-O-Vac Flashlight Batteries.
Guaranteed not to stick in plug or damage flashlight.

Nos.	Type	Each
2-LP	Regular	\$0.20
1-LP	Baby	.16
7R	Penlight	.14
400	Baby Penlight	.14



EVEREADY COLUMBIA BATTERIES
Nationally known, exceptionally long life. 1½ volts.

Eveready Nos.	Ray-O-Vac Nos.	Type	Each
6	6I	Ignitor	\$1.20
6T	6T	Gray Label Telephone	1.32

Shipping weight, 228 lbs. per 100 batteries. Freight prepaid on shipments from factory on 200 lbs. or more.

LANTERN BATTERIES



Four-cell battery for use in railroad lanterns.

Nos.	Eveready	Each
509		\$1.22
941	Ray-O-Vac	1.22



HOT SHOT BATTERIES

Durable steel case dry battery. Completely insulated impervious to water.

Eveready Nos.	Ray-O-Vac Nos.	Volts	Each
1461	641	6	\$5.02
1562	...	7½	6.36

SPECIAL USE BATTERIES



RADIO BATTERIES

Portable Radio "A" Batteries

Nos.	Eveready Type	Each
964	1½ Volt Ray-O-Vac	\$0.42
Nos.	Eveready Type	Each
P-751	7½ Volts	\$1.40
9924SM	9 Volts	

Portable Radio "B" Batteries

Nos.	Eveready Type	Each
482	45 Volts	\$3.50
467	67½ Volts	3.50
477	67½ Volts	3.30
Nos.	Ray-O-Vac Type	Each
4390	90 Volts	\$4.56

TELEPHONE BATTERIES



Air Cell

For operators transmitter on magneto switchboard.

Nos.	Voltage	Wgt. Lbs.	Each
T1600	1.25	13	\$10.46
T2600	2.5	24	18.46

EVEREADY FLASHLIGHTS



Made of Seamless Brass Tube with Chrome and Black Finish.

Nos.	Type	Each
2251	2 Cell Automatic Spotlight	\$2.46
2552	5 Cell Automatic Searchlight	5.28
7251	2 Cell Automatic Spotlight	2.60


LOW PRICE ECONOMY SPOTLIGHT



Chrome and hammered gray finish with Black decoration.

Nos.	Each
4251	\$1.52

SMALL AUTOMATIC SPOTLIGHT



Chrome finish with red and Black Stripes. Removable Bottom Cap.

Nos.	Each
2231	\$2.32

EVEREADY FLASHLIGHTS



Pen-Light, no larger than a fountain pen. Chrome finish. No. 220 heavy duty. No. 212 small.

No. 220	Without Batteries	Each \$1.18
No. 212	Without Batteries	Each 1.18

Industrial Safety Types



Brass Tube Sheathed with a Durable Covering of Rubber. Safety Types approved by U. L. and Bureau of Mines, Class 1 Group D. All pre-focused type.

Nos.	Type	Each
1251	2 Cell General Purpose	\$3.94
1259	2 Cell Permissible Safety	6.66

RAY-O-VAC FLASHLIGHTS

INDUSTRIAL TYPES



Fiber covered brass barrel with neoprene rubber end caps. Locking switch prevents turning on light accidentally.

Nos.	Type	Each
G22	2 Cell General Purpose	\$3.40

2 and 3 Cell CHROME-PLATED SPOTLIGHT



Nos.	Type	Each
Z22R	2 Cell Prefocused	\$2.40
Z32R	3 Cell Prefocused	2.94
Z22B	2 Cell (Baby)	2.32

SPORTSMAN LINE



Chrome plated spot and Searchlight in 2, 3, and 5 Cells.

Nos.	Type	Each
Z53R	5 Cell Searchlight	\$5.28
Z33R	3 Cell Searchlight	3.94
S22F	2 Cell Spotlight	2.60

CAPTAIN SPOTLIGHT



Nos.	Type	Each
H22R	2 Cell Spotlight	\$1.88

FOCUSING FLASHLIGHT WITH RING HANGERS



Nos.	Type	Each
221F	2 Cell Chrome and Black	\$2.46

Graybar

RAY-O-VAC FLASHLIGHTS

Traf-O-Lite



2 cell Baby Red Shatter proof Rod White Spot.

Nos. TL24R Each \$2.70

RAY-O-VAC PENLIGHTS



Chrome finish Pen-Light. No larger than a fountain pen.

Nos.	Type	Each
Z21P	2 Cell Rotary Switch	\$1.18
P20	2 Cell Chrome Delux	1.18

EVEREADY AND RAY-O-VAC LENS ASSORTMENTS

EVEREADY

40 assorted lenses to fit standard two cell Spotlight—small Spotlights and three and five cell Searchlights.

Nos. 102 Price \$3.68



RAY-O-VAC

36 assorted Lenses. LA-1 \$2.38

"BIG BEAM" PORTABLE LAMPS

Big Beam Jr. Model No. 111

4 inch chrome finished lamphead and handle. Steel, weather proof battery container finished in red baked enamel. Parabolic reflector, bulb and heavy glass convex lens. Lamp to-battery contacts - pressure type. No wire to connect. Battery replacements in 10 seconds.



Nos.	Each	\$200.00 List Asst.
111	\$13.90	\$11.12

Powered by Standard Lantern Batteries Dual Purpose General Service Lamp



Head contains two bulbs, one produces bright 1500 ft. beam, other is for "localized" lighting. Chromium plated reflector, 4 1/2" in diameter . . . Heavy convex lens . . . Head vertically adjustable . . . Permanently attached cell-to-cell connectors . . . Battery case is 6"x3"x4 3/4" high . . . Uses two lantern batteries. Bulb No. 502-S.

Nos.	Each	\$200.00 List Asst.
211	Less Batteries \$25.00	\$20.00

WE ALSO STOCK DELTA LANTERNS

All Items on This Page—Cash Discount 2%

"BIG BEAM" PORTABLE LAMPS



Projects a 2,000-foot beam, due to a 6" true parabolic silvered reflector. With prefocused bulb, heavy-duty case and heavy lens. Adjustable head and convenient switch. Battery connections so arranged as to make battery re-

placement easy. Uses four No. 6 standard dry cells.

Nos.	Each	\$200.00 List Asst.
700	Without Batteries \$34.00	\$27.20 ea.

"BIG BEAM" ELECTRIC FLARE



Flashing or Steady A Combination Emergency Light and Signal Flare

The case is red enamel 5 1/2" H., 3" D., 5 1/2" W. Takes two lantern batteries. Has a single pole double throw switch, uses two No. 502-S bulbs, one for flashing the other for steady light. Has plastic Fresnel lens.

Nos.	Each	\$200.00 List Asst.
400F	Less Batteries \$23.00	\$18.40 ea.

BIG BEAM AUTOMATIC EMERGENCY LIGHTS



Model No. 2-AD-S Special

MUSTS FOR CIVILIAN DEFENSE!

Give Instant Automatic Light When Regular Current Fails

In panic, disaster, air raids, or whenever a failure occurs in the regular lighting service, Big Beam Emergency, Lights give instant automatic light over wide area. Floodlight heads operate from dry battery. Simple installation. No special wiring. Plug into any convenient lighting outlet, either AC or DC. Several models. Approved by Underwriters' Laboratories, Inc.

Each	\$200.00 List
\$88.00	\$73.36

JUSTRITE ELECTRIC LANTERNS

RAILROAD TYPE Steel Case—Twin Bulbs



One bulb focused for powerful spot to read car numbers, the other for regular signaling. Side switch gives instant change. Adjustable handle, fixed 5" guard. Uses No. 509 battery and two No. 502 bulbs.

Nos.	Each
2140	Without battery or bulbs \$5.52

JUSTRITE ELECTRIC LANTERNS

"YELLOW-FLASH" LIGHT The Most Powerful Flashlight Made Uses 8 No. 950 or No. 2 Unit Cells



Produces an extremely powerful "Spot" beam, will "pick up" objects from 1/4 to 1/2 mile away.

Compact, measures only 8"x3"x3". Head tilts to any angle. Finished in bright Yellow enamel and polished Chrome. Furnished with No. 965 bulb.

Packed 3 in display box.

No. 2108	Less Batteries	\$5.68 ea.
----------	----------------	------------

JUSTRITE WORK WARNING SETS



The justrite 6 Volt worklight throws a brilliant 1500 foot beam with a 2 1/2 inch focusing reflector. The life guarder a twin to the work light throws a flashing red beam, visible for miles in all directions, operates on four flashlight batteries, and easily converts to a steady white light.

Nos.	Each
21WW	Less Batteries \$9.74

DELTA POWERLITE



Two reflectors — 6 volt portable light. Front reflector throws an 800 foot spot beam. The top reflector throws a wide spread flood. Both lights operate from a single double action switch. Front and top reflectors equipped with unbreakable lenses. Mottled two-the gray finish with bright metal trim.

Nos.	Each
A1530	\$6.60

DELTA BUDDY



Big lantern performance, at little lantern cost. Positive on and off slide switch made of molded plastic that glows in the dark, metal case finished in red baked enamel. 2 1/2" plated reflector. Operates on two standard flashlight cells.

Nos.	Each
A1000	\$2.52

Graybar

Graybar

SQUARE D VOLTAGE TESTERS



With Polarity Indicator. Indicates voltage from 110 volts to 550 volts, 60 Cy., A. C. and from 125 volts to 600 volts, D. C.

Constructed with heavy fibre case, has oil resisting insulation on lead wires, 4" fibre grips and hardened piercing prongs.

Nos.	Tester with Polarity Cap Case	Each
5008		\$22.54
5002		2.92


CONTINUITY TESTERS



Penlite battery powered. Tests dead circuits.

Nos.	Each
61-030	\$5.00

BRACH TEST-O-LITES



For locating burned-out fuses, motor troubles, short circuits, etc. For all voltages from 110 to 550 A.C. or D.C. Made of bakelite. Small size:

No. Test-O-Lite	Each
	\$2.50

RODALE "TATTELITE" TESTERS



Low priced Neon Lamp unit for all uses.

Nos.	Each
18	\$0.90

IDEAL TEST GLO



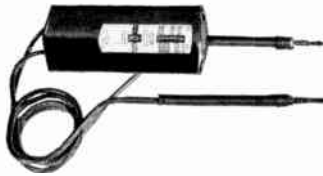
Neon Test Lamp. Test to 600 Volts A.C. or D.C. Cement sealed and moisture proof.

Nos.	Each
61-040	\$5.00

St L 68

All Items on This Page—Cash Discount 2%

IDEAL VOLTAGE TESTERS



Tests for any of these 110 to 550 volts A.C., 110 to 600 volts D.C. blown fuses, grounded side of line, D.C. polarity, Leads one 2-ft. long. Prods are 1½ inches long.

Nos.	With Carrying Case	Each
61-004		\$23.80

IDEAL TEST-LITE AND FUSE PULLERS



Plier-like construction of molded bakelite. Test lamp enclosed in handle. For testing circuits from 110 to 550 volts and pulling fuses from 30 to 100 amps., 250 or 600 volts.

Nos.	Without Leads	Each
34-005		\$5.88
34-006	18" Leads Only	1.38

IDEAL FUSE PULLERS



A safe tool for removing and replacing cartridge fuses. Made of heavy fiber.

Nos.	250 Volt Amp.	600 Volt Amp.	Each
34-002	1 to 200	1 to 100	\$1.90
34-003	100 to 600	60 to 400	5.10

FLUORESCENT FIXTURE TESTERS



Pocket size tester for tubes — starters — fixtures.

Nos.	Each
61-015	\$9.90
61-016	9.90

ADAPTABLE LAMP CHANGERS

RITE-O-LITE Basic Vacuum Unit

Nos.	Each
BC-114	\$15.50
BX-114	4' Extensions 5.50

AMPROBE CLAMP-ON VOLT AMMETERS, AC ONLY



Model 300
Amps. 0—6/15, 30/60/150/300
Volts 0—150/300/160
\$99.00 ea.

Model 600	Each
Amps. 0—15/30/60/150/300/600 Volts 0—150/300/600	\$119.00
Model 1200	Each
Amps. 0—15/60/150/300/600/1200 Volts 0—150/300/600	\$135.00

AMPROBE JUNIOR VOLT AMMETERS



Measures current instantly and accurately without shut-down or ammeter connections. Just snap the trigger operated jaws around one conductor (insulated or non-insulated) and you have your reading.

Nos.	Range	Each
10	0-10 Amps AC, 0-125 Volts, 0-250 Volts AC	\$39.70
25	0-25 Amps AC, 0-125 Volts, 0-250 Volts AC	39.70

UNIVERSAL TEST CLIPS



For Making Quick Electrical Connections

Nos.	Amps.	Lgth., In.	10 @	Per 100
45	5	1½	\$0.10	\$ 8.40
48B	10	2	.10	9.20
27	20	2 5/16	.16	13.40
24A	25	2 7/8	.22	19.00
21A	50	4	.42	36.00

May be assorted with Universal Clip Insulators.

UNIVERSAL CLIP INSULATORS



Insulator Nos.	For Clip	Each	Per 100
47	45	\$0.10	\$ 8.40
49	48B	.14	12.60
29	27	.24	20.60
26	24A	.36	30.00
23	21A	.54	46.00

May be assorted with Universal Clips.

Graybar

RYAN CHISEL AND PUNCH SETS

Ryan cold chisels and machinists punches are hot forged of fine quality octagon tool steel. Kits are of durable plastic in attractive red; pockets are transparent edged with silver braid.




NO. 10 RYAN KIT

Contains chisels and punches as listed.

1 Cold Chisel, 1/2 x 3/8 x 6; 1 Cold Chisel, 3/8 x 1/16 x 5; 1 Solid Punch, 1/2 x 3/16 x 6; 1 Pin Punch, 3/8 x 3/16 x 5; 1 Center Punch, 3/8 x 4.

Kit, Complete Each \$2.26

Graybar



NO. 948K KIT

Contains 4 popular size wood chisels.

1 each of the following sizes:
1/4-inch, 1/2-inch, 3/4-inch, 1 inch.

Kit, Complete Each \$7.50

GREENLEE FIRMER CHISELS



Short socket, bevel edge, hardwood handle, leather tip. Blade 4 1/2" from cutting edge to shoulder; over-all length, 12".

Nos.	Width In.	Each
220-1/2	1/2	\$2.68
220-3/4	3/4	2.94
220-1	1	3.06
220-1 1/2	1 1/2	3.74
220-2	2	4.80

Graybar

GREENLEE SPIRAL SCREW DRIVERS



Green plastic handle, ratchet type. Each size tool comes equipped with three bits of varied size.

Nos.	Size	Each
457	Small	\$ 8.54
458	Medium	9.86
459	Large	12.48

SIMONDS RED TAG FILES



MILL files . . . are single cut used in sharpening saws and knives and for draw filing.

FLAT files . . . are double cut; a utility file for general use.

ROUND files . . . are used for enlarging round holes and on curved surfaces.

Length Inches	MILL		
	Bastard Cut	2nd Cut	Smooth Cut
4	\$ 4.10		
6	4.70	\$ 5.40	\$ 6.10
7	5.30		
8	5.80	6.60	7.30
10	7.60	8.60	9.50
12	10.10	11.60	12.70
14	14.50	16.50	17.70
16	19.90		
	FLAT		
4	\$ 5.00	\$ 5.80	\$ 6.40
6	5.80	6.50	7.20
8	7.20	8.20	8.90
10	9.50	10.90	11.80
12	13.10	14.90	16.30
14	18.00	20.70	22.60
16	24.00	27.20	30.10
18	32.30		
	ROUND		
4	\$ 4.10	\$ 4.70	\$ 5.30
6	4.70	5.40	6.10
7	5.30		
8	5.80	6.60	7.30
10	7.60	8.60	9.50
12	10.10	11.60	12.70
14	14.50	16.50	17.70
16	19.90		

RYAN SCRATCH AWLS



A general utility tool for scratching metals, punching or lining-up. Hot-forged tool steel blade, heat-treated and polished; extends through handle. Blade length, 3 1/2 in. Overall length, 6 1/2 in. Diameter of shank, 1/4 in.

No. 800 Each \$0.62

RYAN SCREW DRIVERS



Handles are tough unbreakable plastic. Blades are of high quality steel, manufactured to precision requirements.

Nos.	Phillips Type	Size, In.	Each
PH		3	\$1.20
PH		4	1.50
PH		6	1.94

Pocket Type



Nos.	Size, In.	Each
B18	2	\$0.38
B18	3	.38

Stubby Type



Nos.	Size, In.	Each
S141	1 1/2	\$0.90

Cabinet Type
3/16 in. Diameter



Nos.	Size, In.	Each
C316	2	\$0.90
C316	4	1.04
C316	6	1.12
C316	8	1.34

Square Blade



Nos.	Size, In.	Each
S14	4	\$0.90
S516	6	1.98
S38	8	2.32

Round Blade



Nos.	Blade Length, In.	Each
R14	1/4x2	\$1.04
R14	1/4x4	1.12
R14	1/4x6	1.28
R14	1/4x8	1.50
R516	5/16x4	1.42
R516	5/16x6	1.58
R516	5/16x8	1.64
R38	3/8x8	1.94
R38	3/8x10	2.54

Best Quality, heat treated and polished.

All Items on This Page—Cash Discount 2%

**"YANKEE"
RATCHET BRACES**



Ball-bearing, quick centering chuck, 1/2" capacity. Dustproof ratchet case, quick positive shifter.

Nos.		Each
2101-10	10" Sweep	\$18.70
2101-12	12" Sweep	19.10

**No. 21—GREENLEE
ELECTRICIAN'S
AUGER BITS**



5 1/2" Twist, 10" Over-all Length

Size 16ths, In.	1-6, Each	6 & Over, Each
10	\$1.90	\$1.80
11	2.18	2.08
12	2.18	2.08

**No. 22 GREENLEE SOLID
CENTER WOODWORKER'S
AUGER BITS**



Size 16ths, In.	Twist, In.	Over-all, In.	1-6, Each	6 & Over, Each
4	3 3/8	7 1/2	\$1.12	\$1.06
5	3 1/2	7 5/8	1.12	1.06
6	3 5/8	7 3/4	1.12	1.06
7	3 3/4	7 7/8	1.20	1.12
8	3 7/8	8	1.20	1.12
9	3 7/8	8 1/8	1.34	1.28
10	4	8 1/4	1.34	1.28
11	4 1/8	8 3/8	1.48	1.40
12	4 1/4	8 1/2	1.48	1.40
13	4 3/8	8 5/8	1.62	1.54
14	4 1/2	8 3/4	1.62	1.54
15	4 5/8	8 7/8	1.82	1.74
16	4 3/4	9	1.82	1.74

No. 64J SHIP AUGER BITS



12" Twist, 18" Over All

Size 16ths, In.	Each	6 @ Each
7	\$2.74	\$2.60
8	2.74	2.60
9	2.74	2.60
10	2.80	2.66
11	2.94	2.80
12	2.94	2.80
13	3.08	2.94

**No. 48—GREENLEE BELL
HANGER'S BIT**



3 3/4" Twist, 18" Overall Length

Size 32nds, In.	1-6, Each	6 & Over, Each	Size In.	1-6, Each	6 & Over, Each
6	\$2.66	\$2.54	16	\$3.86	\$3.66
8	2.88	2.74	18	4.20	4.00
10	2.94	2.80	20	4.70	4.46
12	3.22	3.06	22	5.18	4.94
14	3.44	3.26	24	6.44	6.14

**No. 18 GREENLEE
ELECTRICIAN'S UNISPUR
POWER BITS**



FOR ELECTRIC DRILL USE

5 1/2" Twist, 8 1/2" Overall Length

Size 16ths, In.	1-6 Each	6 & Over, Each	Size 16ths, In.	1-6 Each	6 & Over, Each
11	\$3.02	\$2.86	14	\$3.50	\$3.34
12	3.02	2.86	16	4.06	3.86
13	3.50	3.34			

**No. 16 GREENLEE
UNISPUR ELECTRICIAN'S
AUGER BITS**



5 1/2" Twist, 10" Overall Length

Size 16ths, In.	1-6, Each	6 & Over, Each	Size 16ths, In.	1-6, Each	6 & Over, Each
4	\$1.82	\$1.74	12	\$2.52	\$2.40
5	1.82	1.74	13	3.08	2.94
6	1.82	1.74	14	3.08	2.94
7	2.04	1.94	15	3.50	3.34
8	2.04	1.94	16	3.50	3.34
9	2.24	2.14	18	4.48	4.26
10	2.24	2.14	20	5.18	4.94
11	2.52	2.40			

**GREENLEE No. 87 POWER
PIPE BITS**



Designed for electricians to bore holes for pipe or conduit. Double twist type, having twist lengths ranging from 7 1/4" to 8 1/2". Overall dimensions, 14" to 17". Flat cut heads permit boring with minimum of power. Screw points have a lead of 24 turns to the inch to accommodate power-driven equipment.

Size, In.	Each	Size, In.	Each
1 1/4	\$6.46	2	\$10.54
1 1/2	7.72	2 1/2	16.14
1 3/4	9.14		

**GREENLEE BRACE
COUNTERSINKS**



For soft metals and wood. 4 1/2" overall length. Will countersink up to 5/8".

No. 701	Countersink	Each \$0.94
---------	-------------	-------------

**WOOD BITS
GREENLEE
EXPANSIVE BITS**

Nos. 3-5-6



Fast, Easy-Boring With Positive Chip Clearance

Nos.	Description Bit	Size, Inch 7/8-3	Each
3			\$3.20



Set Fast Expansive

Quickly set to size by improved method, with adjusting barrel, and lock-tight eccentric pin.

Nos.	Size, inches	Each
5	5/8 to 1 3/4	\$4.54
6	7/8 to 3	5.34

**GREENLEE
BIT EXTENSIONS**



Permits sufficient strength to drive a bit up to 1" diameter, but small enough to follow a 5/8" bit. Positive lock insures absolute grip on the shank at all times.

Nos.	Extension, inches	Each
900-15	15	\$5.00
900-18	18	5.20
900-21	21	5.34
900-24	24	5.54

**GREENLEE AUTOMATIC
PUSH DRILLS**



All exposed metal parts, except drill points, are chromium plated. Working parts are fully enclosed. Drive nut is phosphor bronze. Handle serves as magazine for drill points, 3 drill points, 1/16 to 1/64 included with drill.

Nos.	Description	Each
483	Transparent Handle	\$6.28


Graybar

Graybar

Graybar

Graybar

GREENLEE JOIST BORERS



For easy operation on overhead joists or those located below the operator. Ball-bearing construction. Bore holes rapidly for cable, conduit or knob-and-tube wiring.

Self centering chuck is strong enough to drive a wide range of bits up to 1 1/4-in. Machined square socket assures positive drive at all times.

Easily assembled on two pieces of standard 1/2-in. conduit. A foot rest is provided for supporting the frame on the floor.


No. 750 Each \$50.40

No. 44 BITS FOR JOIST BORER

Size 1 1/8"

Each \$2.52

KETT-ELECTRIC JOIST BORER



For overhead or below floor work level. Bores holes up to 1". Telescoping extension up to 10 ft. above floor. Motor with boring head easily removed for use as hand tool. Motor operates on 115V A.C. or D.C. Furnished with 12 ft. cord.

Nos.	Each
KU'21	\$279.00
1 1/16"	Less Bits
1 1/16"	Special Bit, 2 1/2" Twist
1 1/16"	Special Bit, 2 1/2" Twist
1 1/16"	Special Bit, 2 1/2" Twist

Also available in 4" and 6" Twists.

CENTURY HI-SPEED DRILLS USE WITH ELEC DRILLS



For Precision Power Drilling

Made of finest quality tungsten molybdenum high-speed steel.

V-399 Single Drills, Cellophane Wrapped. Mechanics Length.

Size, In.	Each	Size, In.	Each
1/16	\$0.34	1/4	\$0.94
5/64	.38	17/64	1.04
3/32	.40	9/32	1.16
7/64	.44	19/64	1.26
1/8	.50	5/16	1.36
9/64	.54	21/64	1.50
5/32	.58	11/32	1.62
11/64	.62	23/64	1.78
3/16	.66	3/8	1.90
13/64	.74	13/32	2.26
7/32	.84	7/16	2.60
15/64	.86	1/2	3.38

May be assorted to obtain quantity price.

SEE PAGE 84 FOR THOR ELEC. DRILLS

Graybar

TILDEN ROTARY KONKRETE KORE DRILLS



Drills concrete up to 6" per minute and up to 300 inches in concrete before resharpening is required. Free factory sharpening and repair service. Interchangeable shanks for any depth hole on the 5/8" drills and over.

Centerless Type

No.	Drill Size, In.	Overall Length, In.	Each
6	3/8	5	\$ 6.60
7	1/2	5	7.00

Core Type

No.	Drill Size, In.	Overall Length, In.	Each
8	1/2	6	13.60
9	5/16	6	15.60
11	11/16	8	18.00
10	5/8	8	17.60
12	3/4	8	19.60
13	13/16	8	22.00
14	7/8	10	29.00
16	1	10	31.60
18	1 1/8	12	35.00
20	1 1/4	12	39.60
22	1 3/8	12	44.00
24	1 1/2	12	49.60
26	1 5/8	12	52.00
28	1 3/4	12	54.00
30	1 7/8	12	56.00
32	2	12	59.60

Larger sizes available.

All Items on This Page—Cash Discount 2%

MASONRY DRILLS

STAR DRILLS



For use on stone or concrete. Octagon tool steel, oil tempered. 4-point star cut.

Size In.	Each	Size In.	Each
1/4x12	\$0.76	5/8x12	\$1.06
5/16x12	.76	3/4x12	1.24
3/8x12	.76	7/8x12	1.42
1/2x12	.80	1x12	1.60
5/8x12	.88		

DIAMOND DIAMIDE

Spiral twist carbide tipped. Drills full length without stopping or removing drill. Does not bind.



For 1/4 Inch Chuck

Nos.	Nominal Diameter In.	Overall Length In.	Each
7703	3/16	3	\$2.40
7704	1/4	4	2.40
7705	5/16	4	2.60
7706	3/8	4	2.88
7707	7/16	6	3.20
7708	1/2	6	3.60
7709	3/16	6	4.00

For 1/2 Inch Chuck

Nos.	Nominal Diameter In.	Overall Length In.	Each
7710	5/8	6	\$4.40
7711	1 1/16	6	5.00
7712	3/4	6	6.80
7716	1	6	9.60

DIAMOND DRILL HOLDERS STYLE "C" RUBBER GRIP



Nos. 755 Each \$5.28

DIFORGE TWIST DRILLS



Nos.	Diameter Inches	Lgth Over-all inches	Dpth. of Hole, In.	Each
720-3	3/16	2 3/4	1 3/8	\$1.18
720-4	1/4	3 3/8	1 3/4	1.18
720-5	5/16	4 3/8	2 1/2	1.40
720-6	3/8	5 1/8	3	1.62
720-7	7/16	5 1/4	3 1/4	2.06
720-8	1/2	5 1/2	3 1/4	2.52
720-9	9/16	5 7/8	3 3/4	2.94
720-10	5/8	6 1/8	4	3.16

Drop-forged Vanadium Tool Steel. For hand drilling in masonry. Rotate between hammer blows in clockwise direction.

Note: Use with "A", "B" or "C" Drill Holders.

DIAMOND N DRILL POINTS



Nos.	Diameter Inches	Lgth Over-all, In.	Dpth. of Hole, In.	Each
730-4	1/4	4 1/2	2	\$1.36
730-5	5/16	4 1/4	2	1.36
730-6	3/8	4 1/4	2	1.36
730-7	7/16	4 7/8	3 3/4	1.44
730-8	1/2	5	4	1.60

Graybar

THIN WALL BENDERS



"Inch Marked"

Nos.	Size, In.	Each
1472	1/2	\$ 5.72
1473	3/4	9.70
1474	1	16.48

CONDUIT BENDERS



Size, In.	Silvey, Each
1/2	\$4.00
3/4	5.00
1	9.00


STEELTUBE HICKEYS

For making close short bends.



Nos.	Size, In.	Each
2195	1/2	\$ 5.12
2196	3/4	6.40
2197	1	12.78
2198	1 1/4	16.00
2199	1 1/2	18.90

MANDREL SPRINGS



Fit snugly inside pipe—prevent kinking in making short-radius bends.

Nos.	Size, In.	Each
50	1/2	\$0.88
75	3/4	1.16

GREENLEE PIPE BIT SETS

No. 1440



This set of six fast-cutting bits is designed especially for boring holes in wood for pipe and conduit. They are furnished in a sturdy, attractive metal box having a convenient handle. There are six bits in the set in the sizes listed below, with corresponding pipe sizes given.

The bits have an over-all length of approximately 6" and all have 1/2" shanks with 3 milled flats for use in portable electric or pneumatic drills and in stationary boring machines. An adapter is provided, however, for using a standard auger-bit brace. Adapters are also furnished for using a piece of standard 3/8" pipe as an extension for deeper boring and longer reach.

No. 1440 Pipe Bit Set Complete

149P	7/8" Bit For 1/2" Pipe
149P	1 1/8" Bit For 3/4" Pipe
149P	1 3/8" Bit For 1" Pipe
149P	1 3/4" Bit For 1 1/4" Pipe
149P	2" Bit For 1 1/2" Pipe
149P	2 1/2" Bit For 2" Pipe
1440B	Brace Adapter
1440C	Coupling
1440E	Electric Drill Adapter

No.	Complete	Each
1440	Complete	\$77.40

GREENLEE KNOCKOUT CUTTERS



Cuts holes to fit 1 1/2", 2", 2 1/2" and 3" conduit in metal up to 1/8" thick.
No. 740—Complete with 4 metal discs.
Each \$29.70

GREENLEE KNOCKOUT PUNCH SETS



Enlarges holes in metal boxes. Up to 10 gauge.

Nos.	For Conduit Size, In.	Each
735	1/2, 3/4, 1, 1 1/4	\$19.80
737	1 1/2, 2	19.80

Complete with Leather Case.

GREENLEE KNOCKOUT PUNCHES



Cuts clean holes quickly and easily with a few turns of the drive nut.

Packed and sold individually in boxes.

No. 738—Cuts hole 2 5/8" diameter for 2 1/2" conduit.

No. 739—Cuts hole 3 1/2" diameter for 3" conduit.

No. 741—Cuts hole 4" diameter for 3 1/2" conduit.

No. 742—Cuts hole 4 1/2" diameter for 4" conduit.

Nos.	Each	Nos.	Each
738	\$27.90	741	\$77.40
739	37.80	742	95.40


Graybar is your distributor for any type pipe cutting and threading machines, threading devices, stocks and dies, etc. We have complete stocks in our warehouses —

These tool pages show some of the items used by the contractor. Contact our nearest office for complete information on any of these items listed and ask us about your tool requirements.

HOLE SAWS



Saw Attached to Arbor



Hole Saw No. 1 Arbor No. 2 Arbor No. 3 Arbor No. 7 Arbor Extension

For use in portable power tools, drill presses, or in lathe tail stock. Cuts holes from 5/8" to 4 1/2" diameter through sheet metal or solid material up to a thickness of 1 1/8". Used on any machinable material.

Hole Saws (Less Arbors)

Nos.	Saw Dia., In.	For Arbor Nos.	Each	Nos.	Saw Dia., In.	For Arbor Nos.	Each
10	5/8	1	\$ 6.00	41	2 1/16	2, 3	\$10.60
12	3/4	1	6.00	42	2 5/8	2, 3	10.60
14	7/8	1	6.00	44	2 3/4	2, 3	10.60
16	1	1	6.00	46	2 7/8	2, 3	10.60
17	1 1/16	1	6.00	48	3	2, 3	10.60
18	1 1/8	1	6.00	50	3 1/8	2, 3	10.60
20	1 1/4	2, 3	6.00	52	3 1/4	2, 3	10.60
22	1 3/8	2, 3	6.00	54	3 3/8	2, 3	10.60
24	1 1/2	2, 3	6.00	56	2 1/2	2, 3	10.60
26	1 5/8	2, 3	6.00	58	3 5/8	2, 3	14.00
28	1 3/4	2, 3	8.00	60	3 3/4	2, 3	16.00
30	1 7/8	2, 3	8.00	62	3 7/8	2, 3	17.00
32	2	2, 3	8.00	64	4	2, 3	18.00
33	2 1/16	2, 3	10.60	66	4 1/8	2, 3	20.00
34	2 1/8	2, 3	10.60	68	4 1/4	2, 3	26.00
36	2 1/4	2, 3	10.60	70	4 3/8	2, 3	31.00
38	2 3/8	2, 3	10.60	72	4 1/2	2, 3	36.00
40	2 1/2	2, 3	10.60				

Arbors

Have a 1/4" high-speed steel pilot drill and solid hexagon shank to fit any 1/2" or larger 2- or 3-jaw chuck.

Nos.	Size Hexagon Shank, In.	Fits Hole Saws, In.	Each	Extra Pilot Drills, Each
1	1/2	5/8 to 1 1/8	\$ 8.00	\$3.00
2	1/2	1 1/4 to 4 1/2	12.00	3.00
3	3/4	1 1/4 to 4 1/2	12.00	3.00

Arbor Extensions

Use with Nos. 1 or 2 arbors to reach inaccessible places. Have 1/2" shank, length, 12".

No. 7	\$8.00
-------	--------

Graybar

STANDARD MACHINE SCREW TAPS



CARBON STEEL

Screw Gage No.	N.C.	Length Overall Inches	Each
6	32	2	\$0.48
8	32	2 1/8	.48
10	24	2 3/8	.56

STANDARD HAND TAPS



TAPERED

Diam. Tap Inches	N.C.	Lgth. Overall Inches	Each
1/4	20	2 1/2	\$0.84
1/2	13	3 3/8	1.46

STANDARD PIPE TAPS



STRAIGHT PIPE TAPS

Nom. Size In.	Threads Per In. Amer. Std.	Length Overall Inches	Each
3/8	18	2 1/16	\$1.92
1/2	14	3 1/8	2.40

T & B WRENCHES



Tightens 1/2" and 3/4" thin wall couplings and connectors. Removes inside and outside burrs at cut ends. Drop forged steel.

No. 33 Each \$3.40


NYE TRIAD RATCHET STOCK



Stock complete with dies for pipe sizes shown.

Nos.	Capacity, In.	Each
N60-4	1/2, 3/4, 1, 1 1/4	\$43.10
N60-7	1/8, 1/4, 3/8, 1/2, 3/4, 1, 1 1/4	63.60

NYE THREE WAY STOCKS



Complete with dies.

No.	Size In.	Each
N3W-31	1/2, 3/4, 1	\$25.50

NYE RATCHET RECEDING DIE STOCKS



Regular Bushings

No. 1R—Capacity 1 to 2 In.

No.	Description	Each
N1R-4	Receding stock (ratchet) complete with bushings and dies, 1, 1 1/4, 1 1/2, 2-in.....	\$46.00

NYE PIPE WRENCHES



A wrench of life time service. Unconditionally guaranteed. Have hardened forged jaws and alloyed handles. Straight or offset patterns.

6-In. to 36-In. Straight or Offset at Same Price

Size, In.	Each	Size, In.	Each
6	\$3.12	8	\$ 3.60
10	4.68	14	6.32
18	9.02	24	15.58
48-In. in Straight Only			
48	\$49.20

NYE TRIPLEX SOLID DIE STOCK


Lightweight one-piece combination stock holds three dies. There are generous openings in body, clearly shown in the cut, that amply allow for oiling and chip clearance.



Supplied in two combinations: 3/8" to 3/4", and 1/2" to 1".

Nos.	Item complete with R. H. Skip-Tooth Dies	Each
NT-30	Stock 3/8, 1/2, 3/4".....	\$29.80
NT-31	Stock 1/2, 3/4, 1".....	29.80
ND-1	Extra Solid Skip-Tooth Dies...	6.60
NT-G	Extra Guides (Nipple Bushings)	1.10

NYE PIPE THREADERS



Threads 1", 1 1/4", 1 1/2" and 2" pipe. Uses single set of dies, cuts taper or straight thread, self-opening — cannot jam.

No. N51B Each \$79.80

NYE DIE CHASERS



For Receding Die Stocks. Made of high-grade alloy steel or high-speed steel, hardened and tempered in oil.

Set consists of four segments of one size only.

Stock Number Dies Fit, and Sizes Included (Specify size when ordering)

Nos.	Description	Each Per Set
N1-DC	No. 1, 1A, 1R, 101A. Four Segments per set.....	\$ 2.60
N1-DS	1", 1 1/4", 1 1/2" (Alloy Steel). 2" (High-Speed Steel).....	2.70
N2-DC	No. 2—Five Segments per set. 2 1/2", 3", 3 1/2", 4" (Alloy Steel).....	12.00

NYE PIPE THREADING OIL

Dark or Clear with Sulphur base. Unless otherwise specified, Dark oil is furnished.

NET PRICES—Per Gallon

Nos.	Quantity	Dark Each	Clear Each
NO-1	1 Gallon Cans	\$2.76	\$2.76
NO-5	5 Gallon Cans	2.34	2.34
NO-55	55 Gallon Drums	2.04	2.04


Federal Tax Extra

All Items on This Page—Cash Discount 2%

Graybar

Graybar

BLACKHAWK HYDRAULIC PIPE BENDERS



10-TON THIN-WALL CONDUIT BENDER

Bends thin-wall conduit speedily, efficiently and profitably. Handles 1 1/4, 1 1/2 and 2" dia. conduit. Has S-71 hydraulic unit and S-35 ass't. of attachments (below).

Nos. **Each**
S-34 **\$467.60**

10-TON PORTO-POWER PIPE BENDER

A low-cost, portable ass't. Handles rigid conduit and pipe of 1, 1 1/4, 1 1/2 and 2" dia's. Includes S-71 hydraulic unit and S-83 ass't. of attachments.

Nos. **Each**
S-30A **\$270.90**

20-TON PORTO-POWER PIPE BENDER

A time saving, practical set! Handles 1 1/4, 1 1/2, 2, 2 1/2, 3, 3 1/2 and 4" dia. of rigid conduit and standard pipe. Includes S-78 hydraulic unit and S-84 ass't. of attachments.

Nos. **Each**
S-36 **\$594.00**

BLACKHAWK PORTO-POWER HYDRAULIC HOLE PUNCHING EQUIPMENT



Punches up to 2 1/2" Dia. Holes

Punch holes with hydraulic power in two-thirds less time! Has 6 punches, hollow type RC-426 ram, attachments and case.

Nos. **Each**
SB-40 **\$208.40**

BLACKHAWK ELECTRICALLY-DRIVEN PUMPS



Helps you install conduit up to three times faster. Converts hand-operated hydraulic equipment (such as benders and knockout punches) into speedy, electrically-driven equipment.

Can be used on benders other than the Blackhawk type. Prevents fatigue and loss of efficiency. Push-button action permits continuous output. Can be equipped with casters. Adaptable to all popular types of current.

Nos. **Each**
P-182 With A.C. Motor **\$610.00**

St L 74

All Items on This Page—Cash Discount 2%




NYE SELF-LOCKING VISE

Equipped with full grip replaceable jaws.

Nos. **Each**
N71 Pipe Size, In. 1/8 to 2 1/2 **\$20.90**

NYE CONVERTIBLE COMBINATION VISE AND STANDS



Base designed so yoke vise parts (1/8" to 2 1/2") can be replaced by chain vise parts (1" to 4"). Locking arrangement for each leg for both open and closed position — no chain required. Reversible jaws.

Double socket efficiency benders for 1/2" and 3/4" pipe.

Hole in rear of base tapped for standard 1" pipe threads — to accommodate extension pipe rest arrangement.

Nos.	Description	Size, Inches	Each
N88A	Stand with Yoke Vise.....	1/8 to 2 1/2	\$59.10
N88-BPL	Parts to convert N88-A to Chain Vise.....	1/2 to 4	10.60

NYE HEAVY-DUTY PIPE CUTTERS



Solid malleable construction and all-steel handle make this an exceptionally dependable and durable tool. Wheel blocks travel on extra wide-ways which assures continued alignment. Every pipe cutter is checked for alignment and tested at the factory.

Nos.	Size, Inches	Wheel, Pins, Rollers Used	Each
1N	1/8 to 1 1/4	1 and 2N	\$14.70
2N	1/8 to 2	1 and 2N	19.70
4N	2 to 4	4N	66.00


NYE BIT BRACE REAMERS



Spiral flutes give a shearing action. Tapered shank fits any standard bit brace.

Nos.	Capacity, In.	Each
N42	1/8 to 1	\$ 4.40
N42 1/2	1/8 to 1 1/4	5.50
N44	1/4 to 2	10.40

OSTER PORTABLE POWER VISE STANDS




Standard range 1/8 to 2-inch pipe.
Range with Drive Shaft 2 1/2 to 8-in. pipe.

Converts hand tools to power tools for threading, cutting-off and reaming pipe. Pipe is held in the new "Auto-Grip" automatic gripping chuck and is revolved by the power unit concealed in the stand. Power is furnished by a universal, reversible, variable speed motor of the geared head type which operates on 110 volt a-c or d-c. Regular equipment includes reversing switch, front and rear chucks, arms for carrying and taking torque of pipe tools, feet for front legs, plate for mounting pipe vise, fixture for pipe bending, one quart of oil. No legs, vise, or pipe tools included.

Nos. **Each**
432 Machine with regular equipment **\$430.00**

NYE No. 2 RECEDING STOCKS



Capacity 2 1/2" to 4"
Separate Guides

Nos.	Description	Each
N2-R4	Stock complete with ratchet handle, guides, and R.H. dies, 2 1/2, 3, 3 1/2, 4".....	\$176.00
N2-RG	Guides (Bushings) 2 1/2, 3, 3 1/2, 4", each size.....	4.40

NYE TUBE CUTTERS WITH ROLLERS



Nos.	Tubing Capacity	Each
N25C	1/2" to 2 1/8" O.D.....	\$10.80
N25CW	Sturdier wheel for steel thin wall for use in N25C.....	1.00

Graybar

Graybar

Graybar

Graybar

LUFKIN LEADER CHROME-CLAD STEEL TAPES



Chromium plated; resists rust and is easily kept clean. Markings are extremely easy to read, being jet black against the cream white chrome. Has stainless steel ring at end of tape. Markings are inches and 8ths. The case is covered with maroon-colored vinyl over a substantial plated steel liner. A strong, durable and very easy to read tape at a moderate price. Width, 3/8".


Nos.	Lgth., Ft.	Wt., Oz.	Each
C-250	25	9	\$ 9.12
C-253	50	15	11.26
C-255	75	20	17.34
C-256	100	25	18.90

LUFKIN STERLING LINEN TAPES



Nos.	Lgth., Feet	Each
406	100	\$22.18

ELECTRICIANS' HAMMERS
LONG NECK



Nos.	Wt., Oz.	Each
44E	16	\$4.60

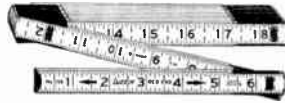
DOUBLE FACED



Drop-forged. A short, heavy, double faced hammer. One face rounded, full polished faces — Black enameled body — Hickory handle.

Nos.	Each
85	\$4.66


"RED END" RULES



Marked Consecutive Inches to 16ths, Both Edges of Both Sides

Nos.	Ft.	Color	Each
066	6	White	\$2.24
068	8	White	3.14

Concealed Joints



Marked Consecutive Inches to 16ths, Both Sides.

No.	Ft.	Color	Each
8616	6	White	\$1.72

LUFKIN MEZURALL TAPE RULES


Nickel Plated Blades



This rule is identical to the chrome-clad rule with the exception that the blades are nickel plated instead of chrome plated which permits a lower price.

Nos.	Lgth., Ft.	Each
926	6	\$2.16

BABCOCK MECHANICS' SAFETY TYPE STEP LADDERS



Light, durable ladder with oval hickory bars on back legs.

Steps reinforced with steel rod with wood block to form a truss.

All parts heavily riveted. Steps are 1" x 3 3/4 inch.

Hinges and spreader 1 1/4" iron. Lengths: 4, 5, 6, 7, 8, 10, 12, 14, 16, 18 and 20 feet.

Length Per Foot	4 to 10 Ft.	12 to 16 Ft.
	\$3.06	\$3.36

COMPASS SAWS



Wood handle with 12" saw blade.

Nos.	Complete	Each
64C-12		\$2.80
64B-12	Extra Blades	1.80

HACK SAW FRAMES



Nickel-plated adjustable frame. Composition pistol grip. Wing nut adjustment for blades 8" to 12".

No. 1	Without Blade	Each
		\$6.50

Adjustable frame. Composition pistol grip. Wing nut adjustment for blades 8" to 12".

No. 28	Without Blade	Each
		\$2.60

HACK SAW BLADES



CAPEWELL-TECHNITE

Made of molybdenum high-speed steel, tougher than tungsten.

Will stand the hardest possible service, cut fast, have long life.

Nos.	Lgth., In.	Teeth Per In.	10-99	100
1018T	10	18	\$63.12 C	\$57.38 C
1024T	10	24	63.12 C	57.38 C
1032T	10	32	63.12 C	57.38 C
1218T	12	18	75.48 C	68.62 C
1224T	12	24	75.48 C	68.62 C
1232T	12	32	75.48 C	68.62 C



CAPEWELL-FLEX-TUNG


A tough, flexible, economical, alloy blade.

Nos.	Lgth., In.	Teeth Per In.	10-99	100
1018F	10	18	\$16.08 C	\$14.62 C
1024F	10	24	16.08 C	14.62 C
1032F	10	32	16.08 C	14.62 C
1218F	12	18	19.80 C	18.00 C
1224F	12	24	19.80 C	18.00 C
1232F	12	32	19.80 C	18.00 C

Graybar

Graybar

All Items on This Page—Cash Discount 2%



**"AMERICAN BEAUTY"
ELECTRIC
SOLDERING IRONS**



Non-oxide copper tip. Chrome-Nickel heating equipment. Wood handle. "American Beauty" super-flexible heater cord.

115 Volts, A. C. or D. C.

Nos.	Wt. Oz.	Tip In.	Watts	Each
3128	7 1/2	1/4	50	\$ 7.34
3138	16	3/8	100	11.66
3158	28	5/8	200	13.66
3178	42	7/8	300	18.00
3198	60	1 1/8	550	23.32

**EXTRA TIPS AND ELEMENTS
FOR "A-B" SOLDERING IRONS**

Extra Tips			Extra Elements		
Tip Nos.	For Iron No.	Each	Elem. No.	For Iron No.	Each
3738	3138	\$0.74	9273	3138	\$ 4.78
3758	3158	1.60	9275	3158	6.38
3778	3178	2.80	9277	3178	8.64
3798	3198	3.20	9279	3198	11.38

WEN SOLDERING GUN

250 Watts
120 Volts, A. C. Only
Heats Instantly —
3 — 5 Seconds

Economical to operate. Heats only when trigger is pressed.

Nos.	Each
250	\$19.42
Extra Tips	.24



NEED WIRE?

See Pages
13 thru 19

PREPO TORCHES

New Design—Interchangeable Burners

Instant heating, with interchangeable burners and tips to provide the proper flame for a range of jobs. Light; compact; easy to handle. Self-pressurizing fuel gives 2200°F heat; throw-away fuel can for safety and convenience.

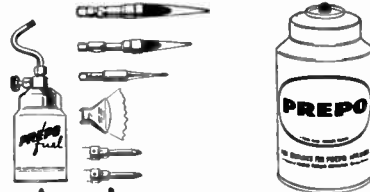
Three components — torch base (A), fuel and burners (B). Available singly or in kits.

Standard Torch Kits

Include torch base with utility burner and one can of fuel.



Nos.	Description	Each
TA-601	Complete	\$10.00



Nos.	Description	Each
TA-600	Torch Base and 1 Fuel Can	\$7.34
TA-612	Pin-Point Burner	3.94
TA-613	Utility Burner	2.66
TA-615	Heavy-Duty Burner	5.94
TA-620	Diamond-Point Solder Tip	1.68
TA-622	Chisel-Point Solder Tip	2.60
TA-690	Fuel Cans, 12 oz.	1.06



**GASOLINE
TORCHES**

General purpose torch, with medium small flame. Burns gasoline.

Nos.	Each
7	\$37.04

**IDEAL THERMO-TIP
SOLDERING TOOLS**



Nothing to hold but an electrode "pencil". Designed for faster, easier soldering of small and miniature parts.

Model 12-125 consist of power unit 115V 50-60 CY L4854 pencil assy and L4862 3/16" BU carbon element.

Nos.	Each
12-125	\$37.00

**IDEAL THERMO-GRIP
SOLDERING TOOLS**


450-WATT MODEL THERMO-GRIP

Heats 1/2-inch copper tubing to soldering temperature in 40 seconds using 40-60 solder. Handles solder lugs up to 225 amperes.

Thumb-switch for close heat control — light weight, — can be used on small parts, wires, terminals, lugs, copper tubing up to 3/4-inch, etc.

When ordering specify (1) Power Unit (2) Secondary Leads (3) Attachments desired.

Nos.	Description	Each
12-062	Power Unit only, 115 v., 50-60 cy.	\$110.00



SOLDER AND SOLDER PASTES

**ROSIN AND ACID CORE
SOLDER**



DUTCH BOY

String solder with solder flux in the core.

Type A—Acid Core
Type R—Rosin Core
1-lb. Spools

Per Lb.	5 Lbs. @	20 Lbs. @
\$2.16	\$2.08	\$2.00

BAR SOLDER



40-60 Grade		
Less 10 Lbs.	10 Lbs.	50 Lbs.
\$1.76 lb.	\$1.40 lb.	\$1.34 lb.



**WIRE
SOLDER**

40-60 Grade

Less than 10 lbs.	Per Pound
Less than 10 lbs.	\$2.10
50 lbs.	2.06
	1.66



**BURNLEY'S
SOLDERING
PASTE**

In Cans.

Size Can	Each	Lots 36 @
2 oz.	\$0.18	\$0.16
4 oz.	.34	.26
8 oz.	.50	.40
16 oz.	.80	.74

Call
Graybar
First
for



PRODUCTS NOT LISTED

Many items distributed by Graybar are not listed in this condensed book. In all, we distribute more than 100,000 electrical items. If you do not see what you need, ask for further information and we will see that you get it promptly.

Graybar

Graybar

Graybar

IDEAL FISH TAPE REELS AND PULLERS



For building construction and industrial work. Reel serves as handle to give firm grip in pulling on fish tape, eliminating special pullers, or dangerous bare-hand pulling.

Keeps tape fully protected. Tape is locked in reel when not in use and cannot spring loose.

Nos.	Length and Size of Tape	Each
31-007	50'x1/8x.045 (3/64")	\$ 5.10
31-008	50'x1/8x.060 (1/16")	7.50
31-009	100'x1/8x.060 (1/16")	12.80
31-011	100'x1/4x.060 (1/16")	15.40
31-016	200'x1/8x.060 (1/16")	18.90

IDEAL FISH TAPE

Highest grade tempered spring steel is used. No curling. Flexible and easy on long runs of conduit having several bends.

Nos.	Length and Size of Tape	Each
31-004	50'x1/8x.060 (1/16")	\$ 2.60
31-036	100'x1/8x.060 (1/16")	5.00
31-038	200'x1/8x.060 (1/16")	9.90
31-050	100'x1/4x.060 (1/16")	8.00
31-052	200'x1/4x.060 (1/16")	16.00
31-078	50'x1/8x.045 (3/64")	2.30
31-079	100'x1/8x.045 (3/64")	4.30

FISH TAPE BALLS



Placed on the end of fish tape make wire pulling easy.

Nos.	For Tape, In.	Each	10 @
3615	1/8 x .060	\$1.26	\$1.00 ea.
3616	3/16 x .060	1.50	1.20 ea.
3617	1/4 x .060	1.50	1.20 ea.

KLEIN'S FISH TAPE PULLERS

Grips like a vise — never slips. Simple, strong automatic slide forward on tape to position for a new bite. Does not injure the tape. 3 3/4" long. For standard fish tapes.



No. 1629

Each \$3.50

IDEAL WIRE-LUBE

Makes wire pulling easier and saves time. Protects insulation against breaks and strains. It can be used on rubber, lead, or plastic covered wire or cable. The lubricant may be applied by hand or brush. Ideal for use when adding extra wires in a conduit.




Nos.	Each
31-250	Quart \$1.76
31-251	Gallon 4.40

All Items on This Page—Cash Discount 2%

UNION STEEL UTILITY CHESTS

Drawn steel, seamless, one-piece construction. Returned edged on cases, cover and tray. Finished inside and out in hard-baked green enamel. Spill-proof bolt catches and keylocks brightly plated.


WITH KEY LOCK



Single cantilever tray conveniently compartmented. Comfortably shaped wire handle, with handleplate.

Nos.	Size, Inches	Each
5313	13 1/2 x 6 1/2 x 4 1/2	\$3.00

WITH KEY LOCK AND CATCHES



Waterproof, single cantilever tray has 2 long and 2 short compartments. Heavy metal handle.

Nos.	Size, Inches	Each
5314	14 1/2 x 7 1/4 x 6	\$4.26

IDEAL HAND BLOWERS



Blows—
Vacuums—
Sprays


Universal A.C.-D.C. 115-volt motor. Plenty of power for cleaning — blows dry air at low pressure — will not harm delicate equipment.

Nos.	Each
22-110	Heavy duty, 1 1/4 h.p. \$246.20
22-113	Med. duty, 1/2 h.p. 195.70
22-163	Light duty, 1/2 h.p. 129.00
22-109	Attachments, standard set. 39.00
22-139	Sprayer, quart size. 9.70

UNION STEEL TOOL CHESTS

Heavy-gauge steel, with hard baked enamel inside and out. All corners are rigidly reinforced. Steel handles. Continuous hinge, welded to cover and case to prevent springing cover.


CANTILEVER TRAY CHESTS



Double lock-seam construction. Rounded cover embossed to provide extra strength. Built-in padlock eye, double-draw bolts and lock plated to resist rust. Double-enameled outside. Inside finish green; outside gray.

Nos.	Lock	Size, Inches	Each
6316	Yes	16x7x7	\$ 8.56
6322	No	22x9x8	11.90


TOTE TRAY CHESTS



Same construction as cantilever tray chests above, except for full-width tote tray.

Nos.	Lock	Size, Inches	Each
6116	Yes	16x7x7	\$ 8.44
6122	No	22x9x8	12.90

TOTE TRAY MECHANICS' BOX



All-welded construction. A heavy-duty box for maximum protection of tools. Handle device prevents accidental spilling of tools. 3-compartment tray. Finished in hard-baked olive green enamel.

Nos.	Size, Inches	Each
7121	21x8 1/2 x 7 1/4	\$9.64

St L 77

WIRE STRIPPERS

IDEAL — "E-Z"

Solid or Stranded Wire



Insert wire, squeeze handles and release. Automatic lock prevents snap-back of jaws. Portion of blade serves also as a wire cutter.

Nos.	Size Wire	Each
45-202	No. 22—10	\$10.50
45-046	No. 22—16	10.50
45-030	No. 18—12	10.50
45-201	No. 16—10	10.50
45-203	No. 14—8	10.50

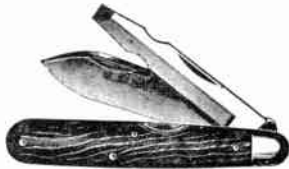
IDEAL STRIP MASTER



Nos.	Wire Size	Each
45-090	No. 8 to No. 10	\$10.50
45-091	No. 10 to No. 18	10.50
45-092	No. 10 to No. 22	10.50


KLEIN'S "XELA" KNIVES

Blades of high grade cutlery steel, carefully tempered. Screwdriver blade locks when open. Handle of Cocobola.



No. 1550-2..... Each \$3.50

KLEIN'S "XELA" SCISSORS



Designed for the electrician. Made of high grade steel, properly tempered. Screw hinge allows adjustment.

No. 2100-5—5-inch..... Each \$3.70

T&B CABLE CUTTERS

For Copper and Aluminum Cable Only

Nos.	Cable Size	Std. Pkg.	Unit Quan.	Unit Each	Std. Pkg. Each
365	Up to 500 MCM	10	1	\$56.00	\$45.00

UTICA BX ARMOR CUTTERS

No. 100BX—Utica-Smith Pocket Armor Cutters 7"



For cutting either two wire or three wire No. 14 or No. 12 BX Cable.

Nos.	In.	Each
100BX	7"	\$6.60 ea.

IDEAL BX ARMOR CUTTERS

For cutting armor of either two-wire or three-wire No. 14 or No. 12 BX Cable. Blade removable for sharpening or replacing.

Nos.	Each
45-079 BX Armor Cutter.....	\$7.20
Extra Blade Only.....	.60

CABLE RIPPERS

For Non-Metallic Sheathed Cable



Simply squeeze and pull and the outer braid of the cable is ripped off. For 14-2, 12-2, 10-2, 14-3 or 12-3 cable, also portable cords, lead cable, etc., where outside diameter is 5/8" or less.

Has holes for gauging Nos. 14 to 6 wires.

Nos.	Each
45-018	\$0.86

WIRE PULLING GRIPS



SINGLE WEAVE

For Pulling Cables Thru Conduits

Nos.	Cable Diameter Inches		Length Inches	Tensile Strength Pounds	Each
	Min.	Max.			
205	1 1/32	1/2	8 1/2	500	\$4.70
407	1/2	5/8	8 3/4	900	4.70
509	5/8	3/4	8 7/8	1,400	4.70
712	1 1/16	1 1/16	9 1/4	1,600	4.70
1220	1 3/16	1	9 3/8	2,100	4.70
2030	1	1 1/8	9 3/4	2,100	4.70

All Items on This Page—Cash Discount 2% Except Wire Pulling Grips—NET

PETERSON "VISE-GRIP" WRENCHES



Nos.	Cap., In.	Size, In.	Each
7	1 1/8	7	\$2.46
10	1 1/4	10	2.86

CHANNEL LOCK GRIPPING PLIERS



Length 9 1/2". Knurled Handles. Has 4 adjustments. Cap. 3/16" to 1 1/8". Polished steel finish.

Nos.	Each
410 Heavy Duty	\$4.26

"CHANNEL LOCK" PUMP PLIERS



Length 9 1/2", knurled handles. Has 5 adjustments. Cap 3/16" to 1 5/8". Polished steel finish.

Nos.	Each
420 Regular	\$3.86

UTICA ADJUSTABLE WRENCHES



Drop forged alloy steel.

Nos.	Size, In.	Cap., In.	Each
91-8	8	1 5/16	\$2.94
91-10	10	1 7/8	3.72
91-12	12	1 5/8	5.50
91-15	15	1 11/16	8.20

Graybar

Graybar

Graybar

Gravbar

KLEIN'S PLIERS

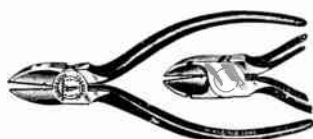
SIDE CUTTING



For use on bare or insulated wire. Rounded nose and edges. Shape of nose permits use in confined spaces.

Nos.	Size, In.	Each	Dozen
201-6NE	6	\$7.20	\$57.60
201-7NE	7	8.10	64.80
201-8NE	8	9.70	77.60
201-9NE	9	10.20	81.60

OBLIQUE CUTTING



All-purpose cutting tool for telephone installation and maintenance work. Has notches and stripping hole for removing insulation from wires.

Nos.	Size, In.	Each	Doz.
202-5SW	5½	\$7.20	\$57.60

Gravbar



Narrow head permits its use in confined places.

Nos.	Size, In.	Each	Doz.
202-5	5	\$6.00	\$48.00
202-6	6	6.30	50.40



Heavy-duty 7" "Handform" handles provide full leverage and comfort.

Nos.	Size, In.	Each	Doz.
220-7	7	\$7.30	\$58.40

LONG NOSE—WITH SIDE CUTTERS



For stripping and cutting insulated wires, ½". Round point.

Nos.	Size, In.	Each	Doz.
203-6	6	\$6.50	\$52.00

Gravbar


KLEIN'S PLIERS WITHOUT CUTTERS

Handy tool for many uses. Has ½" round point.



Nos.	Size, In.	Each	Doz.
301-6	6	\$5.50	\$44.00

KLEIN-KOAT PLASTIC COVERS FOR PLIER HANDLES



Nos.	Each	Doz.
70—to fit 7 in. pliers	\$1.40	\$11.20
89—to fit 8 in. or 9 in. pliers	1.50	12.00

KLEIN'S LINEMEN'S WRENCHES



Large end openings 1 1/8" and 1 5/16". Small end openings 1 3/16" and 5/8". Hole in large end provided for turning standard pole steps. Length 13".

Nos.	Each
3146 For Standard Hardware	\$5.50
3146A For ¼" Hardware	5.50

KLEIN'S LINEMEN'S KNIVES



Safety tool with knife edge blade. Rubber handle provides adequate insulation and a positive grip. Hole in handle. 3" blade.

Nos.	Length, In.	Each
1560-3	8	\$3.50

KLEIN'S REVERSIBLE CONNECTORS

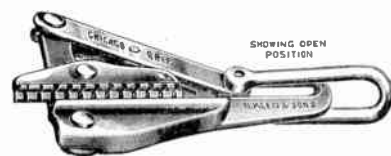


Clamp has five holes for twisting bare wire and one oval hole for guy strand. Reverse side has four double chambers for twisting sleeves.

Nos.	Each
132-15 Telephone	\$10.50
132-48 Power and light	10.50

KLEIN'S "CHICAGO" GRIPS

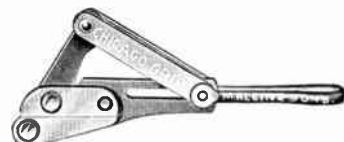
FOR INSULATED WIRE



Upper jaw has saw-tooth gripping notches.

Nos.	Wire Size	Each
1611-20	No. 4 Solid to No. 10 Solid	\$ 8.80
1611-30	No. 1 Solid to No. 6 Solid	11.20

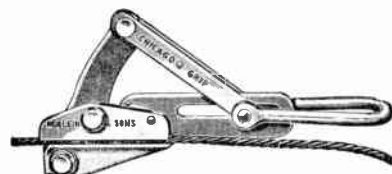
FOR BARE WIRE



Gripping jaws are machined smooth. "B" has bronze jaws. Prevents slippage and damage to conductors.

Nos.	Wire Size	Each
1613-30	No. 6 to No. 12 Solid	\$6.00
1613-40	No. 0 Strd. to 10 Solid	8.80

"ALL PURPOSE"



For messenger strand, heavy cables and conductors.

Forged from alloy steel, heat-treated bronzed-lined jaws prevent slippage and damage to galvanized finish or to copper or aluminum conductors.

Max. Cable Size—	Min. Cable Size—
4/0—7-strd. copper	No. 4 solid copper
3/0 ACSR	No. 6 ACSR

Nos.	Each
1628-5B Bronze line jaws	\$23.60

KLEIN'S "HAVENS" STEEL GRIPS



ECCENTRIC
All parts solid steel forgings, heat treated. Galvanized finish.

Nos.	Opening In.	Each
1604-10	1/16 to 15/64	\$6.10
1604-20	9/64 to 17/32	8.80

KLEIN'S "IMPROVED HAVENS" GRIPS




SWING LATCH
For use on solid or strand wires. Swing latch holds tool on line in position for pull.

Nos.	Opening In.	Each
1625-20	7/32 to 25/32	\$16.50

All Items on This Page—Cash Discount 2%

"KLEIN-LINE" TOOL BELTS



The soft, pliable, latigo leather cushion — 4 3/4 inches wide — is pad-lined and edge-rolled for comfort.

The 2-inch wide belt strap is of heavy harness leather with drop-forged buckle.

A full-floating, sliding trace of the famous "Klein-Kord" material — 1 3/4 inches wide — carries the single bar Dee rings. This trace slides through leather guides, allowing approximately 6 inches of free movement. Size 38, 40, 42.

Nos. **5249** Each **\$41.00**


KLEIN'S LEATHER TOOL BELTS



Nos. **5204DE** Each **\$22.70**

First quality harness leather, 3 1/2" wide, tool loop strap 1 1/2" wide. With plier pocket, knife strap, tape thong. Sizes 36", 38", 40", 42", 44".

KLEIN'S LEATHER TOOL BELTS



DROP FORGED DEE RINGS AND BUCKLE

First quality harness leather 3 1/2" wide. Dee rings and buckle are drop forgings.

Sizes 38", 40", 42".

Nos. **5204** Each **\$17.30**

COMBINATION TOOL POCKETS



Has large utility pocket, two plier pockets, two screw driver pockets and handy knife snap. Size over-all: 8 1/2 inches high; maximum width, 6 1/2 inches.

Nos. **5126** Each **\$7.00**

"KLEIN-KORD" NYLON SAFETY STRAPS-RED CENTER



Klein-Kord Nylon offers the desired flexibility in a fabric safety strap. The smooth surface gives long service, wears evenly, and does not require dressing or treatment.

Nos.	Size and Description	Each
5294	1 3/4 in. x 5 ft. 8 in. Standard Snaps. Stainless Clips.	\$23.00
5294-7	1 3/4 in. x 7 ft. Standard Snaps. Stainless Clips.	27.00

"KLEIN-KORD" SAFETY STRAPS-RED CENTER



Nos.	Size and Description	Each
5233	1 3/4 in. x 5 ft. 8 in. Standard Snaps. Stainless Clips.	\$19.70

KLEIN'S LEATHER SAFETY STRAPS



DROP FORGED SNAPS AND BUCKLE

First quality harness leather. Snaps and buckles drop forged solid steel.

Nos.	Size and Description	Each
5251	Size 1 3/4" x 5'8". Standard Snaps	\$18.50
5253	Size 2" x 5'8". Standard Snaps	\$20.90

CLIMBER STRAPS



Set consists of two calf straps with pads and two ankle straps.

Nos.	Per Set
5301-1 With Plain Pads	\$10.80
5301-2 With Sheep-lined Pads	11.80
5301-3 With Felt-lined Pads	11.80

ANKLE STRAPS



Nos.	Strap Size, In.	Per Pair
5301-16	1 1/4" x 24	\$7.70
5301-26	1" x 24	6.90

LINEMEN'S CANVAS TOOL BAGS

Leather Bottom



No. 5102

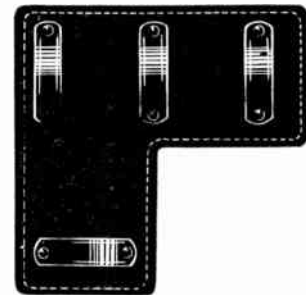
Nos.	Size	Each
5102-20	20-inch.	\$21.00
5102-24	24-inch.	22.40



No. 5105

Nos.	Size	Each
5105-20	20-inch. 3 3/4 lbs.	\$22.40
5105-22	22-inch. 4 lbs.	23.30


ANGLE SHAPE CLIMBER PADS



Right and left pad — of high grade latigo leather, padded for maximum comfort. The wing of the pad protects the leg from chafing and provides a more secure hold for the climber. Size: 8" x 8".

Nos.	Per Pair
8210 One pair (2 pieces), Angle Shape. . .	\$8.30

KLEIN'S CLIMBER PADS



(Standard Square Shape)

Made of select harness leather with loops at back.

Nos.	Per Pair
8200 One pair (2 pcs.) Sheep-lined, 4" x 4"	\$2.60
8201 One pair (2 pcs.) Felt-lined, 4" x 4" . . .	2.60
8202 One pair (2 pcs.) Plain leather, 4" x 4"	1.80

KLEIN'S CLIMBER STRAPS

(Without Pads)



Nos.	Per Pair
5301-4 One pair (2 straps) 1 1/4" x 22" — calf strap.	\$4.60
5301-9 One pair (2 straps) 1" x 22" — calf strap.	4.20
5301-14 One pair (2 straps) 1 1/4" x 26" — ankle strap.	5.00
5301-10 One pair (2 straps) 1" x 26" — ankle strap.	4.50

Graybar

Graybar

Graybar

Graybar

KLEIN'S CLIMBERS



STANDARD

Nos.	Fixed Size, In.	Per Pair
1901-M	16, 16½, 17	\$11.50



LIGHTWEIGHT

Nos.	Fixed Size, In.	Per Pair
1903	16, 16½, 17	\$12.30



"Pole Master"

New Klein climber—designed as a pair. One for the right the other for the left leg. An offset shank brings gaff in proper line with leg bone. Provide greater comfort and security. Sizes 15", 15½", 16", 16½", 17".

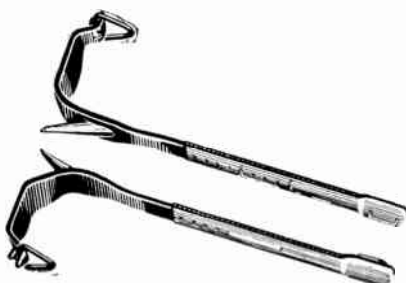
Nos.	Fixed Size	Per Pair
1945	Use No. 5301-16 or 26 ankle strap.	\$14.50

Graybar

KLEIN'S ADJUSTABLE CLIMBERS



Nos.	Adjustable	Per Pair
1903-ADJ		\$16.30



"Pole Master"

Nos.	Adjustable	Per Pair
1945-ADJ	Use No. 5301-16 or 26 ankle strap.	\$18.70

Graybar

KLEIN'S SELF-LOCKING TROUBLEMEN'S BLOCKS



Especially for use with Klein's Wire Grips. Furnished with 25 feet ¾" manila rope. Light steel blocks are galvanized. Snaps on both ends for use with two grips or with one grip and anchor hook.

Nos.	Each
1802-30	\$12.10

KLEIN'S HAND LINE

With Drop Forged Snap Hook No. 443-A



As above with 120 ft. of rope and No. 443-A Snap.

Nos.	Each
1803-120	\$16.00

HOOK FOR TACKLES



Drop Forged Hook. 2 in. Opening. ⅝ in eye.

Nos.	Each
258	\$2.20

SNAP FOR HAND LINES



Safe load up to 2000 lbs.
The opening will take up to ¾ inch.


Nos.	Each
443-A	Forged Snap. Eye 1⅙ in. I. D. \$3.20

ARCO HAND-LINE THROWING WEIGHTS



This is a leaded weight surrounded by a one-inch shield of soft, spongy rubber, with a ring for attaching ¼ or ⅜ inch rope. Weighs 13½ ounce.

Nos.	Each
ARCO Hand-Line Throwing Weight	\$5.40



SALISBURY RUBBER GLOVES

Curved finger style. Class "B" — 10,000 volts. For use with protectors. Sizes 9-12. Specify Size.

Nos.	Per Pair
100B	\$12.76

LEATHER PROTECTORS

4" Gauntlet Style. Closed Back.

Nos.	For Glove Size	Per Pair
118C	9, 9½, 10	\$7.70
120C	10½, 11	7.84
140C	11½, 12	7.98

UNIQUE AIR COOLED BALANCED LADLES

Wood Handle (Round, 1⅜-inch Diameter). Cut Away to Show Method of Attaching.

Comfortable insulated, "close to the bowl" grip eliminates strain, and makes it easy to direct and control the flow of molten metal.

Made of pressed steel and treated so that solder cannot stick.

Wood handle can be easily and inexpensively replaced.

Bowl Diam.	3 Inches
Capacity	¼ Pints
Weight	12 Ounces
	Each \$4.00



UNIQUE HEAVY DUTY GASOLINE PUBLIC UTILITY FURNACES

Melts 50 pounds of solder in 10 minutes. Flame, 2000°F, 1½x12-inch length. Extra fine flame control which holds steady without change.

Generator is made of bronze alloy casting, fitted with replaceable orifice block and removable channel plugs.

Tank is made of heavy steel, welded throughout.

Top-Plate has ample support for large kettles and solder pots up to 8-inch size. Handle locks to support solder iron.

Tank capacity, 1⅜ gallons. Weight 15 Pounds.



With Style A Hood

Nos.	Each
50	\$47.60



METAL POTS

Size, in.	Each
6	\$3.00

WROUGHT STEEL LADLES



Size, in.	Each
3	\$1.90

All Items on This Page—Cash Discount 2%

TOOL ZONE DESIGNATIONS

	ZONE 1		ZONE 2		ZONE 3		ZONE 4	
Ill.	Minn.	Ark.	N. J.	Ala.	N. Car.	Ariz.	Nev.	
Ind.	Mo.	Conn.	N. Y.	Ga.	S. Car.	Calif.	N. Mex.	
Iowa	Ohio	Del.	N. Dak.	Colo.	Okla.	Fla.	Ore.	
Ky.	Wisc.	Kan.	Pa.	La.	Tex.	Idaho	Utah	
Mich.	W. Va.	Maine	R. I.	Miss.	Wy.	Mont.	Wash.	
		Md.	S. Dak.					
		Mass.	Tenn.					
		Nebr.	Vt.					
		N. H.	Va.					

STRAIGHT HANDLE SHOVELS



Carbon Steel Blade, 1 7/8-inch diameter handle.

Nos.	Lgth. Ft.	ZONE 1		ZONE 2		ZONE 3		ZONE 4	
		Each	Lots 6 Each	Each	Lots 6 Each	Each	Lots 6 Each	Each	Lots 6 Each
868	8	\$17.50	\$16.50	\$17.70	\$16.70	\$17.80	\$16.80	\$18.30	\$17.30
869	9	19.40	18.20	19.60	18.50	19.70	18.60	20.30	19.10
1033	8	18.10	16.90	18.20	17.10	18.30	17.20	18.90	17.70
1034	9	20.10	19.00	20.30	19.20	20.40	19.30	21.00	19.90
1035	10	21.90	20.70	22.10	21.00	22.20	21.10	22.90	21.70

POST HOLE SPOONS



Carbon Steel Blade, 1 7/8-inch diameter handle.

Nos.	Lgth. Ft.	ZONE 1		ZONE 2		ZONE 3		ZONE 4	
		Each	Lots 6 Each	Each	Lots 6 Each	Each	Lots 6 Each	Each	Lots 6 Each
860	8	\$17.50	\$16.50	\$17.70	\$16.70	\$17.80	\$16.80	\$18.40	\$17.40
861	9	19.40	18.30	19.70	18.50	19.80	18.60	20.40	19.20
1024	8	18.10	16.90	18.30	17.20	18.40	17.30	19.00	17.80
1025	9	20.10	19.00	20.40	19.20	20.50	19.30	21.10	20.00
1026	10	21.90	20.80	22.20	21.00	22.30	21.10	23.00	21.80

POST HOLE DIGGERS



Special alloy steel blades with 8-ft. split handles.

Nos.	ZONE 1		ZONE 2		ZONE 3		ZONE 4	
	Each	Lots 6 Each	Each	Lots 6 Each	Each	Lots 6 Each	Each	Lots 6 Each
2050	\$28.60	\$26.00	\$28.90	\$26.30	\$29.00	\$26.40	\$29.80	\$27.20
2051	28.70	26.10	29.00	26.40	29.10	26.50	31.70	27.40

TAMPING BARS



Handles made from hard rock maple. Tamping head faced with an iron shoe.

Nos.	Ft.	ZONE 1		ZONE 2		ZONE 3		ZONE 4	
		Each	Lots 6 Each	Each	Lots 6 Each	Each	Lots 6 Each	Each	Lots 6 Each
855	8	\$20.10	\$19.20	\$20.30	\$19.40	\$20.40	\$19.50	\$20.90	\$20.10
1055	8	22.10	21.30	22.40	21.50	22.60	21.60	23.10	22.20

MUD BUCKETS



Made of aluminum, handles 8 ft., bucket capacity 5 qts. Liquid measure, overall length 9 ft. 1 in. Weight 8 lbs., 4 oz.

Nos.	Each
100	\$36.00

St L 82 All Items on This Page—Cash Discount 2%

CROW AND DIGGING BARS



Special octagon crucible steel.

Nos.	Size	ZONE 1	ZONE 2	ZONE 3	ZONE 4
		Each	Lots 6 Each	Each	Lots 6 Each
1062	1 in. x 8 ft.	\$18.30	\$18.60	\$18.80	\$19.80
1065	1 1/8 in. x 8 ft.	21.20	21.60	21.80	23.00

CARRYING OR LUG HOOKS



Crucible steel chisel point hooks. Hard rock maple handle.

Nos.	Size	ZONE 1	ZONE 2	ZONE 3	ZONE 4
		Each	Lots 6 Each	Each	Lots 6 Each
297	2"x5'	\$16.70	\$16.00	\$16.90	\$16.20
		\$16.90	\$16.30	\$17.30	\$16.60

MALLEABLE CANT HOOKS



Crucible steel hook, second growth hickory handle.

Nos.	Size	ZONE 1	ZONE 2	ZONE 3	ZONE 4
		Each	Lots 6 Each	Each	Lots 6 Each
199A	2 1/4"x4'	\$17.30	\$16.50	\$17.40	\$16.70
		\$17.80	\$16.80	\$18.10	\$17.00

PLAIN PIKE POLES



Crucible steel pikes. Washington fir poles.

Nos.	Size	ZONE 1	ZONE 2	ZONE 3	ZONE 4
		Each	Lots 6 Each	Each	Lots 6 Each
806	2" x12'	\$14.20	\$13.40	\$14.40	\$13.50
807F	2" x14'	16.60	15.90	16.90	16.10
808F	2" x16'	18.10	17.50	18.40	17.80
819F	2 1/2" x14'	20.90	20.10	21.20	20.40
821F	2 1/2" x18'	22.40	23.60	24.70	24.00
822F	2 1/2" x20'	26.50	25.70	26.90	26.20
				27.10	26.40
				27.90	27.20

TELESCOPING TRIP AUGERS

Dump trip auger with telescoping handle and reamer blade.



Nos.	Hole Diameter Inches	Hole Depth, Ft.	Each
610	6 1/2 to 8 1/2	5 to 8	\$28.40
812	8 to 12 3/4	5 to 8	30.80

EXPANDING AND TAMPING BARS



Designed to hook around anchor rod to prevent tamp from slipping off anchor top plate. Also used for tamping dirt.

No.	Lgth., Ft.	Each
10	10	\$25.50

Graybar

SIMPLEX REEL JACKS



Equipped with laminated, oil treated, oak bases.
No. 320A (5 Tons), Single Acting — For warehouse and shop service. Handles reels from 20 to 60-inch diameters. Has 3 lifting hooks: 1 for 2½-inch and 2 for 2-inch spindles.
 Nos. **320** Each **\$92.50**

SIMPLEX POLE JACKS



FOR PULLING AND STRAIGHTENING

Will handle any pole, large or small. Single acting, automatic raising and lowering.

Height, 37¾"; lift, 23"; capacity, 15 tons.

No. **329**
 Each **\$196.00**

POLE BINDERS




Portable binder — a small winch with a ratchet type holding attachment. All surplus cable is carried on the drum of the small winch and there are no loose

ends. Can be tightened at any time without releasing hold on the load.

Nos. **172-A-51** Each **\$55.00**

DRAW BARS



Light Duty Type L Drawbar attaches to wood poles and forms link for connecting to pintle hook on truck. For use

with pole dinkey and light trucks. Size of pintle eye ring inside diameter 2⅝". Weight, 31 pounds.

Nos. **165-A-100** Each **\$98.00**
 Federal Excise Tax, \$1.96 Net.

WINCH LINE HOOKS



Hook is built special for attaching to wire rope lines as used on truck winches. It is easily attached to a line or loop and holds firmly until the pole is set. Slack in line then permits detaching from ground with pike pole.

Nos. **206-B-24** Each **\$8.00**

Graybar

Graybar



COFFING SAFETY-PULL HOISTS

ROLLER CHAIN

Operated by short strokes of handle. Load is held by dual ratchet and pawl, no friction discs. Handle will bend before any mechanical failure due to overload. Handle can not spin. Model "AG" tested at 100% overload.

Model	Cap. Tons	Wt. Lbs.	Min. Dist. Bet Hooks	Std. Lift	Each
AG	¾	14	13"	56½"	\$95.00




COFFING SAFETY-PULL HOISTS

(COIL CHAIN)

Similar to the roller chain models except that these hoists have coil chain which is much more flexible. Handle will bend before any mechanical failure due to overload. Operated by short strokes of handle. Dual ratchet & pawl can't slip. Handle can't spin. Both models tested at 100% overload.

Model	Cap. Tons	Wt. Lbs.	Min. Dist. Bet Hooks	Std. Lift	Each
RG	¾	14½	11¼	56½"	\$95.40



MIGHTY MIDGET PULLERS

MIGHTY MIDGET PULLER

Does the job require pulling? Lifting? Stretching? Light yet will easily pull 500 lbs. It packs more usefulness in a small package than you've ever seen before. Maximum lift between snap-hooks with a standard chain, 57 inches. Weighs only 6½ pounds.

Model **MP-5** Each **\$47.80**

PORTER BOLT AND WIRE CUTTERS



Rigid Cutter — Center Cut Style

Nos.	Length In.	Capacity In.	Each
S2CC	30	½	\$21.60
S3CC	36	⅝	27.86



SEYMOUR-SMITH TREE PRUNERS

LIGHT DUTY

Cuts branches 1" diameter. Octagonal spruce handle 1¼".

Complete outfit consists of pruner head, one 6' head pole and two 6' extension poles.

Nos. S11-18	Complete outfit	Each \$21.34
N11	Pruner head only	5.60



HEAVY DUTY

Cuts branches 1½" diameter. Octagonal spruce handle 1¾".

Complete outfit consists of pruner head, one 6' head pole and two 6' extension poles.

Nos. S12 18	Complete outfit	Each \$32.00
N12	Pruner head only	10.00

CURVED PRUNING SAWS



Tree Pruning Saw (complete except for handle).

Nos. **20** Each **\$5.34**

Fits No. 111-18 outfit, but requires tapered head section No. 51 (\$4.80) for use on No. 12-18 outfit.

TREE TRIMMING SAWS



Lineman's saw, 26" long, draw cut, curved blade, large handle.

Nos. **S114B-26** Each **\$11.90**

Leather sheath with ring for lineman's belt **8.80**

UTILITY SAWS



Tuttle tooth, 24" blade, extra large handle.

Nos. **S41-24** Each **\$11.00**

Leather sheath **10.80**

SILVER LINE DRILLS



1/4" SILVER LINE DRILLS

Die-cast aluminum housing-pistol grip.

Nos.	Cap. In.	Speed R.P.M.	Lgth. In.	Each
ED2	1/4	1800	7 1/16	\$71.40
ED1	1/4	2500	7 1/16	71.40

1/4" SILVER LINE HEAVY DUTY DRILLS



Available in seven different speeds. Designed and built for extra heavy production service. Easy handling. Pistol Grip handle with Trigger

switch; or Side handle with Trigger switch (add "S" to code number).

Heavy Duty Series

Nos.	Free Speed R.P.M.	Weight Pounds	Length Overall, In.	Each
U14F	2500	3 3/8	8 3/4	\$77.50


5/16" SILVER LINE DRILL



Designed with power to spare for heavy duty use at rated capacity. Grip handle design.

Nos.	Cap. In.	Speed R.P.M.	Weight Pounds	Each
EJ1	5/16	1500	6 3/8	\$96.90

ELECTRIC HAMMERS



Portable electric hammer—delivers powerful blows.

Capacity in concrete up to a 1" Star Drill. 1600 blows per minute. Furnished with 5/16" Star drill, turning handle, ejector pin, extra sling shot, carrying case, 3-conductor cord, momentary grip switch and lock. Universal motor A. C. or D. C.

Nos.	Lgth. In.	Weight, Lbs.	Each
U100	13 1/2	14	\$221.00

In ordering specify voltage.




The most powerful 1/2" electric drill in the world. For drilling through toughest metals, for stamina under hard, continuous operation. One of its astounding features is the fact that so much stall-proof drilling power is concentrated in a tool that's light as a feather compared to other 1/2" drills.

Nos.	Capacity Inches	Speed R.P.M.	Lgth. In.	Wt. Lbs.	Each
EJ9	1/2	500	11	7	\$109.66

SILVER LINE SANDERS

7" Silver Line Sanders, 6" Rt. Angle Grinder
Standard and Heavy Duty



Sanders for every abrasive application, with 50% more power. All sanders equipped with flexible rubber pad, box of three assorted abrasive discs.

Nos.	Speed R.P.M.	Weight Pounds	Length Overall In.	Each
EL82 (7" Standard duty Sander)	4200	8 1/2	13 1/2	\$123.90

COPPER LINE PORTABLE ELECTRIC DRILLS



World's greatest low price electric drill values.

With Keyless Chuck

With Jacobs Geared Chuck and Key

Nos.	Capacity Inches	Speed R.P.M.	Lgth. In.	Wt. Lbs.	Each
4CLJ	1/4	2000	7 5/8	2 3/4	\$39.02
C8	1/2	420	14 1/2	9 1/2	71.40

SCREWDRIVERS



Up to 12 Screw and 1/4" Nut Capacities

Nos.	Speed R.P.M.	Each
ED12 Pistol Grip	750	\$127.50

THOR KITS



The complete "home workshop" package, featuring the Thor 1/4" copper line electric drill, with 3-jaw geared chuck, pistol grip and trigger switch with locking pin equipped with 19 assorted accessories for drilling, buffing, polishing, grinding and wire brushing. Also equipped with horizontal stand-to mount drill for bench or table operation. In steel carrying case.

Nos.	Cap. In.	Speed R.P.M.	Each
4CLJK	1/4	2000	\$73.96

ELECTRIC SAWS



New "Silver Line" model — "6" — featuring exclusive Thor "long-shaft" transverse motor mounting, shock-absorber gears, double-lock safety switch, and a score of other new features for extra power and amazing handling ease. Furnished with one combination blade, 10 feet of 3-conductor cord with 2-prong connectors, steel carrying case, wrench and lubricant.

Code Nos.	Size of Blade, In.	Free Speed	Cutting Vertical, In.	Cap. Price
T6C	6 1/4	3600	2 1/2	\$118.92

Available in 7", 8", 10" and 12".

Graybar

AMCO ALL WEATHER MANILA ROPE



All weather best pure manila rope. Rot and weather proofed. 4 strand.

Dia. In.	Approx. Gross Weight Per Coil	Approx. Feet Per Lb.	Price Per Lb. Coil Lots
3/8	25#	\$23.25	\$1.18
1/2	45#	12.50	1.24
5/8	80#	7.25	1.22

NEW HANDY COILS

Pure Manila Rope and Pure Sisal Rope packed in the new combination display and shipping cartons. Each box contains a minimum of 15 pounds of rope . . . two coils of 1/2 inch . . . four coils of 3/8 inch . . . five coils of 1/4 inch, or seven coils of 1/4 inch. These coils are connected with approximately 100 feet of rope to a coil.

Price upon application.

IRON STRAPPED WOOD TACKLE BLOCKS

For Manila Rope

With Iron Sheaves—Loose Side Hooks



No. PU-2207 Single



No. PU-2208 Double

Nos.	Type	Shell In.	Rope Dia.	Bushed	Each
PU2207	Single	4	1/2	Roller	\$ 5.32
PU2208	Double	4	1/2	Roller	8.26

METAL TACKLE BLOCKS

For Manila Rope

Malleable Iron Shells—Iron Sheaves
With Loose Side Hooks



No. PU-2325-A Single



No. PU-2326-A Double

Nos.	Type	Shell, In.	Rope	Each
PU2325A	Single	3	3/8	Bronze \$ 8.42
PU2325A	Single	4	1/2	Bronze 9.02
PU2326A	Double	4	1/2	Bronze 14.36

All Items on This Page—Cash Discount 2%

OSHKOSH COMBINATION PAYOUT AND TAKE-UP REELS



Automatic brake, adjustable arms, will take coil size 13" to 27" in diameter. Carrying frame detachable to allow bolting to truck. Weight, 75 lbs.

Nos.	Reel complete	Each
3555		\$275.50
3555A	Reel only, less carrying frame	247.00

TAKE-UP REELS



MODEL 5197

(TYPE PR) is a combination payout and take-up reel designed for use in a horizontal or vertical position, either on or away from the truck.

It is a sturdy, lightweight, all-steel unit; furnished complete with mounting brackets for installation in the truck body.

The outer spider, which is held in position by a plunger-type lock, can be adjusted to take four widths of coil. The outer spider is removed to permit placing of coil.

The reel is equipped with an adjustable friction-type disc brake for controlling wire tautness and payout speed.

SPECIFICATIONS

Inside diameter of coil	15"
Maximum outside diameter of coil	25"
Thickness (width) of coil	4", 5", 6", 7"
Weight, with mounting brackets	45 lbs.

Nos.	Each
5197	\$125.00

SNATCH BLOCKS

For Manila Rope

Drop-Forged Flatted Stiff Swivel Hooks

Steel Shell	Self Lubricated
Iron Bushed	Japped



Nos.	Length Shell Inches	Size Sheave Inches	For Rope Diam. In.	Each
2357	6	3 x 1 1/8 x 1 1/2	7/8	\$21.48
2357	8	4 1/2 x 1 3/8 x 5/8	1	28.42

Graybar

Graybar

**GE TIME SWITCHES—
TYPE T47**



The T47 handy time switch automatically controls electrical circuits for one or two ON-OFF operations during any twenty-four hour period. It is ideal for home, farm, or industrial applications. Contact rating — 230 volts, 15 amps.

Nos.	Clock Motor Volts	Each
414x94	115	\$15.48
414x95	230	16.74

TYPE T471

Same as the T47 with cord and plug to facilitate installation. Contact rating—115 volts, 10 amps. . . . \$18.00

TYPE T27



One of the most versatile of all time switches. The T27 is used to control one or more circuits on a regular or astronomical 24-hour schedule. Applications include: store and show windows; lighting: street lighting, signs, billboards and spectacles; flood-lighting; domestic water heaters and furnaces, etc. Contact rating — 230 volts, 35 amps.

PLAIN DIAL

Volts	SPST Contacts Nos.	Each	DPST Contacts Nos.	Each
115	83x948	\$48.00	83x952	\$54.00
230	83x949	49.50	83x953	55.50

ASTRONOMIC DIAL

115	88x467	\$69.76	88x471	\$74.26
230	88x468	71.26	88x472	75.76

**PARAGON TIME CONTROLS
Time Switches**



Heavy-duty, self-starting, synchronous motor with gears sealed in oil insuring long life. Compact heavy gauge case, 7"x4"x3". Easily adjusted dial trippers for "on" or "off" operation over 24 hours set no closer than 2 hours apart.

Nos.	Amperes Per Pole	No. of Poles	Voltage, A.C., 60-Cycle	Each	10 @
3001	30	1	115	\$13.66	\$12.60
3002	15	1	230	14.96	13.90
3003	30	2	115	16.26	15.00
3004	15	2	230	17.56	16.20

PARAGON "9624" SERIES

24-Hour Time Switch—Multiple Operation
115 Volts A.C.—60 Cycle

Controls for automatic heating and air-conditioning systems. Dial graduated in 15-minute increments and can be set for as many as 48 "on and off" operation of 15 minutes each during the 24-hour days. Case dimensions 10 3/4" x 5 3/8" x 4 1/4".

Nos.	Type	Watts Per Pole	Each	10 @
9624	Indoor	1000	\$48.76	\$45.00
9624-O	Outdoor	1000	52.00	48.00

PARAGON "NIGHTROL"



Reduces heat at night as selected from 7 p. m. to 1 a. m. Increases heat every morning 6 a. m. Safe low voltage set-back unit, extra features are adjustable night turn-down and skip-a-night switch.

Nos.	Each	6 @
NT-21X	\$17.26	\$15.54

"DE-FROST-IT" CONTROLS



Automatically defrosts home refrigerators. Defrosting periods completely adjustable. Easy "skip-defrost" for storing ice cream or frozen desserts over night.

Capacity 1/3 H.P.,
115 volts A.C.
With Cord & Plug

Nos.	Each	6 @
DT21X	\$13.26	\$11.94
DT21XP	Plug in Type \$10.60	\$9.54

PARAGON FAN TIMERS



For semi-permanent or permanent fan installations timer motor operates only when timer has been set. Simply move dial pointer to hour total desired. Single pole switch for 115-volt 60-cycle A.C.


WALL MOUNTING FOR ATTIC FANS

Nos.	Time Range	Amps.	H.P.	Each	6 @
AF21X	20 hrs.	10	3/4	\$11.94	\$10.74
PF21X	20 hrs.	10	1/2	13.26	11.94

PARAGON TIMERS

7-Day Calendar Dial Time
Indoor Types for Wall Mounting

115 Volts A.C.—60 Cycle



Controls all types of automatic heating, ventilating, lighting, pumping, flushing systems or any electrically controlled operations. Can be turned ON and OFF automatically at DIFFERENT hours each day desired. Settings can be made in advance for an entire week and easily and quickly changed as required. CASE STEEL; 12 1/16" x 8 1/8" x 3 1/16".

Nos.	Amperes Per Pole	No. of Poles	Throw	Each	10 @
702-40	35	2	1	\$48.76	\$45.00
703-10	10	1	2	38.16	35.40
703-40	35	1	2	48.76	45.00
704-10	10	2	2	40.96	37.80

SANGAMO TIME SWITCHES

TYPE L



Motor: Self-starting high torque, slow speed, 450 R.P.M. Contacts: Solid silver. Operation: Two pair of setting levers. Time limits, 90 minutes between "off" and "on," 30

minutes between "on" and "off."

Case: Gasket sealed rainproof.

35 Amperes, 115 Volts, 60-Cycle.

Nos.	Each
L-11	Single Pole, Single Throw \$37.82
L-12	Single Pole, Double Throw 41.84
L-21	Double Pole, Single Throw 41.84

Also available with astronomic dial.

TYPE W—SYNCHRONOUS CARRYOVER



By combining synchronous timing with reserve spring lock action provides accurate timing during current interruptions up to 10 hours. In all other respects the specifications of Type L apply.

35 Amperes, 115 Volts, 60-Cycle.

35 Amperes, 115 Volts, 60-Cycle.

Nos.	Each
W-11	Single Pole, Single Throw \$67.50
W-21	Double Pole, Single Throw 71.42

Also available with astronomic dial.

TYPES SR & SJ TIME SWITCHES



Synchronous, self starting, 450 R. P. M. Lever action, 15 ampere, plug-in type, 10 ampere or 1/4 H.P., 120 Volt. Operation can be set 15 minute steps, 30 minute minimum. Interval between operations. Type SR provide conduit knockout on bottom. Pryout on back for wiring. Mount on wall or switch box.

Type SJ has 6 foot cord and plug. Receptacle for plug-in. Standard finish Ivory color. Type SR Standard finish Brown.

Type	Operation	Each
SR	2-on — 2-off	\$19.30
SJ	1-on — 1-off	22.42

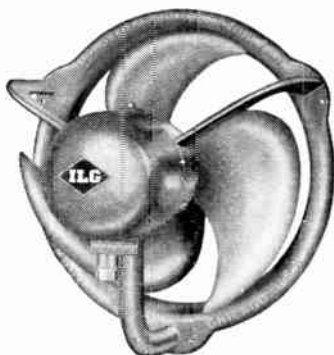
Ivory (SR) .80 ea. Extra

Gravbar

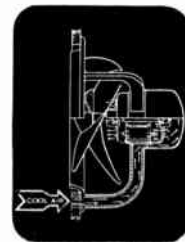


ILG—built motor especially designed for fan duty!

Patented blade design produces maximum air delivery, minimum noise level.



“Self-cooled” motor is protected from dust, fumes in exhaust — while air circulation thru motor maintains low operating temperature.



TYPE Q—GENERAL EXHAUST

Constant Speed—Single Phase 60-Cycle

Nos. 110V	Nos. 220V	Fan Size In.	R.P.M.	C.F.M.	Each
48078	48079	6	3400	250	\$ 33.40
48080	48081	8	1550	400	37.84
48000	48091	10	1550	550	48.98
48095	48096	12	1550	1000	76.80
48106	48107	16	1140	1700	129.12
48108	48109	18	1140	2600	182.54
48110	48111	21	1140	3600	223.72
48112	48113	24	855	4700	297.18
48114	48115	30	685	7800	446.32
48116	48117	36	570	11000	612.16
.....	48119	42	490	15500	788.00
.....	48121	48	490	23300	974.98

Two Speed—Single Phase 60-Cycle

Nos. 110V	Nos. 220V	Fan Size In.	R.P.M.		C.F.M.		Each
			High	Low	High	Low	
48200	48201	16	1140	855	1700	1280	\$170.30
48202	48203	18	1140	855	2600	1950	233.74
48204	48205	21	1140	855	3600	2700	277.14
48206	48207	24	855	600	4700	3300	392.90
48208	48209	30	685	500	7800	5700	513.10
48210	48211	36	570	400	11000	7550	675.60
.....	48213	42	490	380	15500	12000	863.70

Constant Speed—Three Phase 60-Cycle

Nos. 220V	Nos. 440V	Fan Size In.	R.P.M.	C.F.M.	Each
49100	49101	18	1140	2600	247.10
49103	49104	21	1140	3600	277.14
49106	49107	24	855	4700	319.44
49109	49110	30	655	7800	386.22
49215	49217	30	855	9400	442.98
49115	49116	36	570	11000	562.08
49118	49115	42	490	15500	711.22
49121	49122	48	490	23300	833.64

Gravbar

TYPE P—HIGH SPEED INDUSTRIAL EXHAUST

(Suitable for Use With Ducts)


Constant Speed—Single Phase 60-Cycle

Nos. 110V	Nos. 220V	Fan Size In.	R.P.M.	C.F.M. 0" S.P.*	C.F.M. .5" S.P.	Each
51100	51101	16	1750	2640	1700	\$171.40
51105	51106	18	1750	3670	2600	209.24
51110	51111	21	1750	4800	3750	331.68
51115	51116	24	1140	6200	3900	441.86
51120	51121	30	1140	12000	8900	627.52


Constant Speed—Three Phase 60-Cycle

Nos. 220V	Nos. 440V	Fan Size In.	R.P.M.	C.F.M. 0" S.P.*	C.F.M. .5" S.P.	Each
51240	51241	16	1750	2640	1700	\$189.22
51247	51248	18	1750	3670	2600	209.24
51254	51255	21	1750	4800	3750	311.64
51261	51262	24	1140	6200	3900	356.16
51268	51269	30	1140	12000	8900	499.74
51275	51276	36	855	17000	13700	742.00

UNIT HEATERS



Steam, Hot Water



Gas-Fired



A complete line of unit heaters for use with any type of heating medium. Rugged, dependable, backed by over 35 years experience in the Unit Heater field.

PRICES AND DATA UPON REQUEST

Prices on All ILG Fans Are F.O.B. Chicago—No Cash Discount

Gravbar

ILG FANS, SHUTTERS, PENTHOUSES, KITCHEN VENTILATORS



TYPE X—EXPLOSION-PROOF FANS

(Suitable for Class I, Group D applications—can be used with ducts.)

Constant Speed—Single Phase 60-Cycle


Nos. 110V	Nos. 220V	Fan Size Inch	R.P.M.	C.F.M. 0" S.P.	C.F.M. 4" S.P.	Each
53125	53126	12	1750	1000	570	\$160.28
53127	53128	16	1140	1700	560	207.02
53129	53130	16	1750	2580	1810	189.22
53131	53132	18	1140	2600	1250	231.50
53133	53134	18	1750	3670	2970	353.94
53135	53136	21	1140	3600	2170	331.68
53137	53138	21	1750	4800	3950	405.13

Constant Speed—Three Phase 60-Cycle

Nos. 220V	Nos. 440V	Fan Size Inch	R.P.M.	C.F.M. 0" S.P.	C.F.M. 4" S.P.	Each
53250	53251	16	1750	2580	1810	\$ 240.41
53252	18	1140	2600	1250	370.64
53254	53255	18	1750	3670	2970	339.48
53256	21	1140	3600	2170	372.86
53258	53259	21	1750	4800	3950	386.22
53262	53263	24	855	4700	542.04
53260	53261	24	1140	6200	4400	515.32
53264	53265	30	1140	12000	9300	835.28
53282	53283	36	855	17000	14400	1163.88



ILG AUTOMATIC SHUTTERS, GUARDS, ROOF PENTHOUSES




Designed for maximum efficiency when used with ILG Propeller Fans. All made and guaranteed by ILG.

For Fan Size Inch	Shutters*		Guards†		Penthouses‡	
	Nos.	Each	Nos.	Each	Nos.	Each
6	61747	\$ 3.34
8	638	\$ 13.36	61748	5.58
10	639	14.48	61749	8.90	73499	\$102.40
12	640	15.58	61750	21.16	73501	122.44
16	641	21.16	61751	27.84	73503	122.44
18	642	27.84	61752	32.28	73505	141.36
21	643	38.96	61753	35.62	73507	164.72
24	644	45.64	61754	38.96	73509	205.92
30	645	69.02	61755	53.42	73511	274.92
36	646	99.06	61756	63.44	73513	367.30
42	647	144.70	61757	79.02	73515	540.92
48	648	193.66	61758	89.04	73517	696.74


*Motor-operated shutters also available.

†Prices shown are for ILG Type Q Fans; guards for ILG Type P and X Fans also available.


‡Prices shown include shutters but do not include fan.



No. 8091—Full automatic operation from wall switch (motor-operated weatherproof door). Polished aluminum grill.



Nos. 8151, 8153—Pull chain operation, weatherproof door, grill finished in metallic aluminum tone.



No. 8070—Pullchain operation, insulated weatherproof door, low noise level, aluminum-finish grill.




No. 8074—Completely automatic (wall switch operation), low noise level, weatherproof outside canopy and spring balanced shutter. Luxury and economy in one package.

Nos.	Fan Size Inch	C.F.M.	Sleeve Adj. Inch	R.P.M.	Each
8091	10	500	8½-13	1550	\$118.04
8153	10	500	5¾-10	1550	60.08
8151	10	500	4¼-6	1550	60.08
8070	8	425	5¼-10¾	1550	35.64
8074	8	425	5¼-10¾	1550	37.16



No. 8156 Vertical Discharge



No. 8132 Horizontal Discharge

No. 8139 Wall Box


Ceiling units, wall switch operation. Fan unit connects to wall box by standard furnace duct. QUIET!

Nos.	Fan Size Inch	C.F.M.	R.P.M.	Each
8132	10	500	1550	\$70.82
8136	10	500	1550	48.90
8139	WALL BOX	16.38

Prices in This Column Include Federal Excise Tax

Graybar


ROLLAIRE



No. 7055

Head pivots 360°. Height adjustment 28" to 47" floor to center of fan.

WINDOWAIRE



No. 7061

With corrugated aluminum panel (20"-36"). Blow-in, exhaust, or (detached) as portable circulator.

DUALAIRE



No. 7171

Portable Floor Model with 360° adjustment. Particularly adaptable for mounting on (casement) window sill for exhaust duty.




A complete new line of Ilg Home Cooling Fans, with emphasis on flexibility. All **THREE SPEED**. Chrome guard and support, light green case, dark green type "Q" (for Quiet) 18" wheel. Permanently lubricated bearings. High air volume.

Nos.	R.P.M.	C.F.M.	Each	Nos.	R.P.M.	C.F.M.	Each
7055	980	3920	\$101.34	7171	980	3920	\$83.78
7061	980	3920	88.04				

Graybar



No. 7160 ILGDUALAIRE

Thousands of these sturdy, attractive units now in use. Permanently lubricated ball bearing motor, chrome guard and stand. Type Q Wheel. 360° adjustment. Two Speed.



Nos.	R.P.M.	C.F.M.	Wheel Dia. In.	Each
7160	1145	3600	18	\$109.20

CENTRIFUGAL FANS



High Efficiency Performance with filters, ductwork. Motor is outside path of air stream.
Direct connected capacities from 63 to 23,000 cfm.
Belted Drive capacities from 422 to 116,400 cfm.

Power Roof Ventilator — complete weather-proof assembly for quick easy installation.
Capacities from 400 to 25,300 cfm.
Available with or without base section for mounting shutter.

PRICES AND DATA UPON REQUEST


PRICE AND DATA UPON REQUEST

Prices on All Ilg Fans are F.O.B. Chicago— No Cash Discount

Graybar

WEBSTER ELECTRIC
Teletalk
REG. U.S. PAT. OFFICE
INTERCOMMUNICATION SYSTEMS


Teletalk intercommunication systems are real time-savers wherever frequent contact is necessary between offices, departments or buildings. Powerful and free from hum or distortion of voices, Teletalk systems provide instantaneous contact at the flick of a switch. They are available with capacities up to 48 or more stations, with special speakers for paging and outdoor use.



TELETALK Model 700




TELETALK Model 906



TELETALK Model 1100




TELETALK Model 1000



15-Watt Amplifier




25-Watt Amplifier




50-Watt Amplifier



Portable Sound System



Complete Line of Speakers




TELETALK Model 600

WEBSTER ELECTRIC
RACINE ♦ WISCONSIN

"Where Quality is a Responsibility and Fair Dealing an Obligation"

WESIX WIRED HEAT



RADIANT PLUS CIRCULATING HEAT

WESIX EXCLUSIVE FEATURES

- HEAT DEFLECTORS.** Direct heated air into room away from wall.
- SECONDARY AIR FLOW.** Prevents heat loss into wall by circulating it into room — keeps wall cool.
- TWO OR THREE-HEAT CONTROL.** Two manual toggle switches, each operating one or more elements, depending on size of furnace.
- TERMINAL LUGS and KNOCKOUTS.** Provide safe, solderless connections.
- LOW MOUNTING — WARM FLOORS.** Tempered air is drawn off the floor into the bottom of the furnace unit, warmed and directed into the room.
- "ELECTRIC CHIMNEY."** Provides warm air circulation at about 200 feet per minute — the ideal velocity for even heat with no cold drafts.
- CRADLED COIL.** Heating coil is supported for its entire length in ceramic grooves — lasts indefinitely!
- HAMMERTONE FINISH.** Handsome, heavy frame blends perfectly with modern interiors. Standard finish Hammer-tone Bronze.
- PATENTED BI-METAL THERMOSTAT.** Most accurate control — placed inside furnace in incoming airstream. Automatic, adjustable, positive — long life.

WALL TYPE				PORTABLE				
Nos.	Voltage	Watts	Each	Nos.	Voltage	Watts	Each	
12WF	120/240	1250	\$ 70.00	12RCE	110/120	1250	\$ 53.90	
16WF	220/240	1666	90.30	15RCE	110/120	1500	53.90	
20WF	220/240	2000	90.30	15RCE	220/240	1500	53.90	
25WF	220/240	2500	98.00	20RCE	220/240	2000	69.30	
30WF	220/240	3000	105.00	30RCE	220/240	3000	83.30	
BASEBOARD TYPE								
BB32	240	280	25.90					
BB48	240	420	37.00					
BBSKS	Thermostat		25.50					
				29100	LOAD REGULATOR Complete with DBDT-30-E outdoor thermostat.....			127.50

PRICES NET. F. O. B. SHIPPING POINT. TERMS NET.

Graybar



2510AG7

A.C. — D.C. MANUAL MOTOR STARTERS

SQUARE D Class 2510

Across-The-Line-Type



2510AO2

FRACTIONAL HORSEPOWER

Nos.	Volts AC-DC	Max. AC	H.P. DC	Poles	Enclosures and Features	Each
2510A01	115-230	1	1/2	1	Open	\$ 7.42
2510A02	115-230	1	1	2	Open	8.56
2510AG1	115-230	1	1/2	1	Nema 1	8.56
2510AG2	115-230	1	1	2	Nema 1	9.70
2510AG3	115-230	1	1/2	1	Nema 1 and Pilot Light	14.82

INTEGRAL HORSEPOWER


Nos.	Volts AC	DC	Max. H.P. AC	Poles DC	Enclosure	Each
2510W7	110-600	32-230	1 -1 1/2	1/2-1	2 Nema 1	\$22.80
2510W14	110-600	32-230	1 1/2-3	1 -1 1/2	2 Nema 1	28.50
2510W5	110-600	32-230	1 1/2-2	3 Nema 1	28.50
2510W10	110-600	32-230	3 -7 1/2	3 Nema 1	34.20

Manual Starters available in watertight, dust-tight and explosion resisting enclosures. Type W Integral h.p. starters available for reversing and two speed applications. Prices include relays.

To obtain proper overload relays specify horsepower and voltage.

Graybar

A.C. MAGNETIC MOTOR STARTERS



8536DG1

SQUARE D CLASS 8536

Across-The-Line-Type



Push Button in Cover of General Purpose Enclosure

8536 magnetic starters provide automatic starting and stopping of A. C. motors. Low voltage protection is a feature. Nontamperable thermal melting alloy type relays protect the motor against overloads. Remote control is a feature.

Nos.	Volts	Max. H.P.	Poles	Phase	Enclosure	Each
8536BG1	115	1	2	1	NEMA 1	\$ 38.76
8536BG1	230	1 1/2	2	1	NEMA 1	38.76
8536CG22	115	1 1/2	2	1	NEMA 1	44.46
8536CG22	230	3	2	1	NEMA 1	44.46
8536CG23	230	5	2	1	NEMA 1	57.00
8536BG2	208-220	2	3	3	NEMA 1	44.46
8536BG2	440-550	2	3	3	NEMA 1	44.46
8536CG24	208-220	5	3	3	NEMA 1	50.16
8536CG24	440-550	7 1/2	3	3	NEMA 1	50.16
8536DG1	208-220	15	3	3	NEMA 1	95.76
8536DG1	440-550	25	3	3	NEMA 1	95.76
8536EG1	208-220	30	3	3	NEMA 1	157.32
8536EG1	440-550	50	3	3	NEMA 1	157.32

8536 starters are available also in watertight, dust-tight and explosion resisting enclosures.

To obtain proper overload relays specify horsepower and voltage. Prices include relays.

For "start-stop" button in cover specify Form A at additional cost.

For selector switch in cover specify Form C at additional cost.

Prices shown on this page are manufacturer's list prices and are subject to motor control discount only.


All Items on This Page—Cash Discount Net.

Graybar

A.C. MAGNETIC REVERSING MOTOR STARTERS

SQUARE D Class 8736

Across-The-Line-Type



8736 Magnetic Reversing Starters provide automatic starting, stopping and reversing of AC motors. Low voltage protection is a feature. Non-tamperable thermal melting alloy type relays protect motor against overloads. Remote control is a feature.

Nos.	Volts	Max. H.P.	Poles	Enclosure	Each
8736BG4	208-220	2	3	NEMA 1	95.76
8736BG4	440-550	2	3	NEMA 1	95.76
8736CG8	208-220	5	3	NEMA 1	109.44
8736CG8	440-550	7 1/2	3	NEMA 1	109.44

To obtain proper overload relays specify horsepower and voltage. Prices include relays.

FOR ADDITIONAL LISTINGS CONTACT YOUR NEAREST GRAYBAR OFFICE.


SQUARE D MOTOR CONTROL PUSHBUTTONS

SQUARE D Class 9001

600 Volts A.C. or D.C.
Momentary Control
Surface Mounting



Standard Duty



Heavy Duty

Nos.	Each	Function	No.	Each
9001B32	\$ 6.84	Start	9001GA11	\$ 6.27
9001B33	6.84	Stop	9001GA12	6.27
9001B30	6.84	Start-Stop	9001GA21	19.36
9001B34	8.56	Forward-Reverse	9001GA22	19.36
9001B35	8.56	Up-Down	9001GA23	19.36
9001B36	8.56	Open-Close	9001GA24	19.36
9001RK2A	13.68	Forward-Reverse-Stop	9001GA31	25.08
9001RK2B	13.68	Up-Down-Stop	9001GA32	25.08
9001RK2C	13.68	Open-Close-Stop	9001GA33	25.08
9001RK2D	13.68	High-Low-Stop	9001GA34	25.08

For other listings consult your Graybar representative. Push-buttons are also available in flush, watertight, dust-tight and explosion resisting enclosures.

Selector switches and maintained contact pushbuttons are available.

SQUARE D FOOT SWITCHES

Heavy Duty — Oil Tight

SQUARE D Class 9002

600 Volts A. C. and D. C.

Ratings 110 Volts—15 Amps.
220 Volts—10 Amps.
440 Volts— 6 Amps.
600 Volts— 5 Amps.



Nos.	Function	Each
9002AW1	Single Pole Double Throw	\$23.94
9002AW3	Double Pole Double Throw	34.00

FOR ADDITIONAL LISTINGS CONTACT YOUR NEAREST GRAYBAR REPRESENTATIVE.


SQUARE D LIMIT, DRUM SWITCHES--OIL-TIGHT PUSHBUTTON STATIONS

SQUARE D LIMIT SWITCHES

Quick Make—Quick Break—Dust-tight and Oil tight
600 Volts A.C. or D.C.



M11B



Type AW12B1

SQUARE D Class 9007

Ratings

110 Volts—15 Amps.
220 Volts—10 Amps.
440 Volts— 6 Amps.
600 Volts— 5 Amps.

Nos.
9007M11B
9007AW12B1


Function
S. P. D. T.
S. P. D. T.

Application
Heavy Duty
Small Precision

Each
\$27.36
18.24

FOR ADDITIONAL LISTINGS CONTACT
YOUR NEAREST GRAYBAR OFFICE

A.C. OR D.C. REVERSING DRUM SWITCHES



SQUARE D CLASS 2601

Class 2601 Reversing Drum switches are used for across the line starting and reversing of A.C. polyphase or single phase motors or D. C. motors.

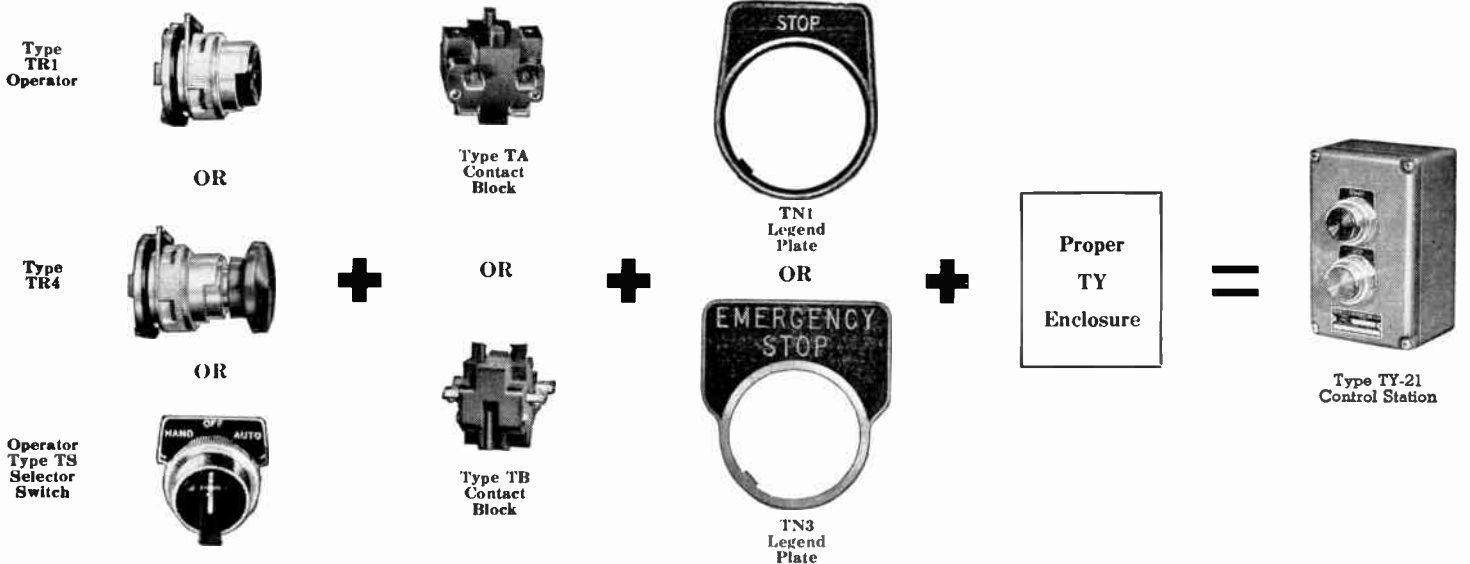
The Type AG3 breaks 2 lines to the motor. Types AG1 and AG2 break 3 lines. Overload or low voltage protection is not provided.

Wired Drum Switch with Cover Removed.		Maximum Horsepower		Enclosure	Each
Nos.	Volts	A.C.	D.C.		
2601AG1	110-600	1-2	1/4	NEMA 1	\$14.82
2601AG2	110-600	1-2	1/4	NEMA 1	14.82
2601AG3	110-600	1	..	NEMA 1	14.24

SQUARE D CLASS 9001 OIL-TIGHT PUSHBUTTON STATIONS

1. Heavy Duty, Oil-tight.
2. Operators, contact blocks, pilot lights, legend plates are stocked as separate units to permit customer assembly of any desired combination for any particular application.

3. Assembled control stations are available, with any desired arrangement of units in an oil-tight cast enclosure.
4. Units may be mounted on customer's own enclosure or switchboard.



PUSH OR SELECTOR OPERATORS — CONTACT BLOCKS — LEGEND PLATES — ENCLOSURE — COMPLETE DEVICE

Push Type Operators		
Nos.	Description	Each
9001TR1	Black Operator	\$3.42
9001TR2	Red Operator	3.42
9001TR3	Black Mushroom Operator	6.84
9001TR4	Red Mushroom Operator	6.84

Selector Operators		
Nos.	Description	Each
9001TS1	Two-Position with OFF in Middle	\$4.56
9001TS3	Three-Position with OFF in Middle	4.56

Contact Blocks		
Nos.	Description	Each
9001TA	1—N.O. and 1—N.C. Contact	\$3.42
9001TB	2—N.O. and 2—N.C. Contact	6.84

Enclosures		
Nos.	Description	Each
9001TY1	1	\$11.40
9001TY2	2	12.54
9001TY3	3	14.82
9001TY4	4	22.80

OIL TIGHT SQUARE D PILOT LIGHTS

SQUARE D Class 9001



Pilot lights operate from transformer mounted directly behind Red, Green, Blue, Amber, White, or Clear Color Cap and 6-8 volt bulb. Specify color desired and legend plate if needed.

Nos.	Volts	Cycle	Each
9001TP1	110	50-60	\$12.54
9001TP3	208-220	50-60	12.54
9001TP5	300-440	50-60	14.26
9001TP6	550	50-60	14.26


Nos. 9001TN1 Legend Plates Select Markings for Legend Plates \$0.30 ea.

Standard Markings for Legend Plates			
For Pushbuttons or Pilot Lights	For Selector Switches		
	2-Position		3-Position
Start	Down	Off-On	Auto-Off-Hand
Stop	On	Start-Jog	Hand-Off-Auto
Jog	Off	Safe-Run	For-Off-Rev.
Reset	Raise	Jog-Run	Open-Off-Close
Forward	Lower	High-Low	Up-Off-Down
Reverse	In	Open-Close	Jog-Safe-Run
Fast	Out	Up-Down	
Slow	Jog For.	For-Rev.	
High	Jog Rev.	Man.-Auto	
Low	Inch	Start-Stop	
Open	Run		
Close	Emerg. Stop		
Up			


Prices shown on this page are manufacturer's list prices and are subject to motor control discount only.

All Items on This Page—Cash Discount Net

G r a y b a r



Magnet Coil



Parts Kit

SQUARE D A.C. MAGNET COILS

These magnet coils are easily installed on any standard A.C. Magnetic contactor or starter. The size 00-3 coils in the 110 volt, 220 volt and 440 volt, 60 cycle ratings are attractively packaged and marked for easy identification and convenience in stocking. Many other coils are available, in addition to those listed here.

FOR A.C. MAGNETIC CONTACTORS AND STARTERS

*Equipment to Be Serviced		110 Volts 60 Cycles	220 Volts 60 Cycles	60 Cycles 440 Volts	Each
NEMA Size	Type				
00	A	2183-S7-Q30A	2183-S7-Q33A	2183-S7-Q36A	\$ 5.00
0	B	1861-S1-R29B	1861-S1-R32B	1861-S1-R35B	5.00
1	C	1487-S1-S26B	1487-S1-S29B	1487-S1-S32B	6.00
2	D	1707-S1-T20A	1707-S1-T23A	1707-S1-T26A	8.00
3	E	1775-S1-U17B	1775-S1-U20B	1775-S1-U23B	10.00
4	V-(2-3p)	2095-S1-V15A	2095-S1-V18A	2095-S1-V21B	16.00
4	V-(4-6p)	2095-S2-V13B	2095-S2-V16B	2095-S2-V19B	18.00
5	G-(2-4p)	1331-S8-W12B	1331-S8-W15B	1331-S8-W18B	20.00

*These coils may be used with the following A. C. magnetic controls: Classes 8502, 8508 (closing coil), 8536, 8538, 8539, 8547, 8550, 8606, 8702, 8736, 8738, 8739, 8747, 8810, 8811, 8812, 8901 and others. Order magnet coils by part number, voltage and frequency.

SQUARE D PARTS KITS

SQUARE D Class 9998

Order parts kits by Class and Type Number.


For Starters and Contactors

Class	Equipment to be Serviced Type	Class 9998 Parts Kits Type No.	Each
2510	W5, W6, W7, W8, W16, W17, W22, W23, W26, W27, W30, W32, W42, W43, W44, W45, W46, W47, and W50	RA-21	\$ 4.10
Manual Starters (Pushbutton Type Only)	W10, W11, W14, W15, W20, W21, W24, W25, W28, W29, W31, W33, W36, W37, W38, W39, W48, W49, and W51	SI-21	6.40
*Magnetic Starters and Contactors	A—, Q—	QA-81	5.10
7032 8702 7702 8736 7732 8737	B—, R—	RA-81	4.80
8502 8738 8508 8739 8536 8747	C—, S—	SA-81	6.70
8537 8750 8538 8810 8539 8811 8541 8812	D—, T—	TA-81	18.80
8547 8901 8550 8920 8606 8940	E—, U—	UA-81	39.00

*These magnetic starter and contactor parts kits contain sufficient parts to service a 3 pole device. For devices with 4 or more poles, use additional kits.

SQUARE D PRESSURE SWITCHES

SQUARE D Class 9013



Type PSG-2




Type GHG-2

For control of electrically driven water pumps and air compressors, 600 volts-2 poles-contacts open on pressure rise. Diaphragm actuated.

Nos.	Pipe Tap	Application	Pressure Limit P.S.I.	Differential P.S.I.	Each
9013ASG8	1/4"	Heavy Duty	250	10-50	\$22.10
9013GHG2	1/4"	Intermediate Duty	200	18-40	15.00
9013GSG2	1/4"	Intermediate Duty	80	12-35	15.00
9013FSG2		Domestic Duty	80	15-40	9.75

SQUARE D FLOAT SWITCHES

SQUARE D Class 9036



9036 Type AG-2



9036 Type FG-1



9046 Type CG-1

Used for open tank control, with sump or standard operation.

Nos.	Application	Each
9036AG5	Heavy Duty—contacts open on liquid rise.	\$22.10
9036GG2	Intermediate Duty—contacts close on liquid rise.	15.00
9036FG1	General Duty—contacts close on liquid rise.	9.75
9046CG1	Domestic Duty—contacts close on liquid rise.	4.20

Specify Form R for Reverse Action on the 9036 Switches. The AG2 and CG2 can be reversed by the customer.

Prices shown on this page are manufacturer's list prices and are subject to motor control discount only.

All Items on This Page—Cash Discount—Net

G r a y b a r

G r a y b a r



AC MANUAL MOTOR STARTERS

FRACTIONAL HORSEPOWER

CR Nos.	Volts AC	Max. HP	Poles	Type	List Each
1061-H1A	110-220	1	1	Open	\$ 6.50
1061-H2A	110-220	1	2	Open	7.50
1061-H1A1	110-220	1	1	Enclosed	7.50
1061-H2A1	110-220	1	2	Enclosed	8.50
1061-H1A2	110-220	1	1	Dust-Watertight	24.00
1061-H2A2	110-220	1	2	Dust-Watertight	25.00
1061-H1A3	110-220	1	1	Explosion-Proof	24.00

Prices include one overload heater.
Order separately or deduct \$1.00 if omitted.

INTEGRAL HORSEPOWER

CR Nos.		Max. H.P.			Poles	Type	List Each
		110V	220V	440V			
1062-M9A	Toggle	1½	2	2	3	Open	\$23.00
1062-M5A	Toggle	1	1½	1½	2	Enclosed	20.00
1062-M1A	Toggle	1½	2	2	3	Enclosed	25.00
1062-M6A	P. Button	1	1½	1½	2	Enclosed	20.00
1062-M2A	P. Button	1½	2	2	3	Enclosed	25.00
1062-M14A	Lever	1½	2	2	3	Dust & Watertight	57.00
1062-M17A	Lever	1½	2	2	3	Explosion Proof	71.00
1062-N9A	Toggle	1½	2	2	3	Open	28.00
1062-N5A	Toggle	1	1½	1½	2	Enclosed	25.00
1062-N1A	Toggle	3	5	7½	3	Enclosed	30.00
1062-N3A	Toggle	3	5	7½	4	Enclosed	42.00
1062-N6A	P. Button	1½	3	5	2	Enclosed	25.00
1062-N2A	P. Button	3	5	7½	3	Enclosed	30.00
1062-N14A	Lever	3	5	7½	3	Dust & Watertight	69.00
1062-N17A	Lever	3	5	7½	3	Explosion Proof	83.00

Price includes one overload heater for two pole and two heaters for three and four pole at \$1.50 each.



AC MAGNETIC MOTOR STARTERS

This switch, consisting of a magnetic contactor and an isothermic overload relay, is for starting induction motors directly on the line. Normally operated from a push-button station.

Ratings: 110, 220, 440/600 volts; a.c.

Features: overload protection, remote control, ample clearances. Strong. Box-coil design.

CR Nos.	Volts	Max. H.P.	Poles	Phase	Enclosure	List Each	
7006-B100B2	0	110	1	2	1	Nema 1 Std.	\$ 34.00
7006-B100B3	0	220	1½	2	1	Nema 1 Std.	34.00
7006-C100B2	1	110	1½	2	1	Nema 1 Std.	39.00
7006-C100B3	1	220	3	2	1	Nema 1 Std.	39.00
7006-C103A3	1½	220	5	2	1	Nema 1 Std.	50.00
*7006-C103B3	1½	220	5	2	1	Nema 1 Std.	58.00
7006-B101B2	0	110	1½	3	3	Nema 1 Std.	39.00
7006-B101B3	0	220	2	3	3	Nema 1 Std.	39.00
7006-B101B4	0	440	2	3	3	Nema 1 Std.	39.00
*7006-B101C3	0	220	2	3	3	Nema 1 Std.	47.00
*7006-B101C4	0	440	2	3	3	Nema 1 Std.	47.00
7006-C101A3	1	220	5	3	3	Open	42.00
7006-C101B2	1	110	3	3	3	Nema 1 Std.	44.00
7006-C101B3	1	220	5	3	3	Nema 1 Std.	44.00
7006-C101B4	1	440	7½	3	3	Nema 1 Std.	44.00
7006-C101AF3	1	220	5	3	3	Nema 1 Oversize	44.00
7006-C101AF4	1	440	7½	3	3	Nema 1 Oversize	44.00
*7006-C101C3	1	220	5	3	3	Nema 1 Std.	52.00
*7006-C101C4	1	440	7½	3	3	Nema 1 Std.	52.00
7006-C101E3	1	220	5	3	3	Nema 4 Watertight	80.00
7006-C101E4	1	440	7½	3	3	Nema 4 Watertight	80.00
7006-D101A3	2	220	15	3	3	Open	74.00
7006-D101B3	2	220	15	3	3	Nema 1 Std.	84.00
7006-D101B4	2	440	25	3	3	Nema 1 Std.	84.00
*7006-D101C3	2	220	15	3	3	Nema 1 Std.	92.00
*7006-D101C4	2	440	25	3	3	Nema 1 Std.	92.00
7006-E101A3	3	220	30	3	3	Nema 1 Std.	118.00
7006-E101B3	3	220	30	3	3	Nema 1 Std.	138.00
7006-E101B4	3	440	50	3	3	Nema 1 Std.	138.00

*Has start stop button in cover.


Price of 2 pole forms include one overload heater, three pole forms include two heaters @ \$1.50 each.

St L 94 All Items on This Page—Cash Discount Net



AC CONTACTORS AND MAGNETIC SWITCHES

No. of Contacts	No.	NC	Size	Volts	Open Type Contactor CR 2810	List Each	Enclosed Type Magnetic Switch CR 2811	List Each
2	0	00		110	A100A2	\$19.00
2	0	00		220	A11AA3	\$17.00	A100A3	19.00
4	0	00		220	A11AC3	23.00
2	2	00		110	A102A2	25.00
3	0	0		220	B101B3	31.00
3	0	0		440	B101B4	31.00
7	0	1		220	C100B3	33.00
2	0	1		440	C100B4	33.00
3	0	1		220	C101B3	36.00
2	0	2		220	D11AA1B3	58.00	D100B3	68.00
3	0	2		220	D11AB1B3	62.00	D101B3	72.00
2	0	3		220	E11AA1B3	92.00



CR7008 Magnetic Full-Voltage Combination Starter

MAGNETIC COMBINATION STARTERS

This starter combines a CR7006 with an externally operated manual fusible or nonfusible safety switch or circuit breaker. For safety to operators, enclosing cover locks closed when safety switch is closed.

3-Pole—3-Phase—AC

NON FUSIBLE DISCONNECT SWITCH

Nos.	CR 7008	Switch Size	Volts	Max. H.P.	Enclosure	Each
C100A3A		30	220	5	Nema 1	\$ 88.00
C105A4A		30	440	7½	Nema 9	192.00
D100A3F		60	220	15	Nema 1	154.00
E100A4M		200	440	50	Nema 1	240.00

WITH FUSIBLE DISCONNECT SWITCH

Nos.	CR 7008	Switch Size	Volts	Max. H.P.	Enclosure	Each
C100A3B		30	220	3	Nema 1	\$ 90.00
C100A3C		60	220	5	Nema 1	101.00
C100A4D		30	440	7½	Nema 1	104.00
D100A3G		60	220	7½	Nema 1	156.00
D100A4K		60	440	15	Nema 1	162.00
D100A4L		100	440	25	Nema 1	183.00
E100A4S		100	440	30	Nema 1	252.00
E100A4T		200	440	50	Nema 1	292.00

WITH CIRCUIT BREAKER

Nos.	CR 7008	Switch Size	Volts	Max. H.P.	Enclosure	Each
C101A4L		30	440	7½	Nema 1	\$135.00
D101A4P		70	440	25	Nema 1	206.00



CR7009 Reversing Starter


MAGNETIC REVERSING STARTERS

This magnetic controller, consisting of two interlocked contactors and an overload relay, is used for full voltage starting and reversing of squirrel cage induction motors. Available in 2-, 3-, or 4-pole forms, from ½ to 600 hp.

Nos.	CR 7009	Size	Volts	Max. H.P.	Poles	Enclosure	Each
B101D3		0	220	2	3	Nema 1	\$ 84.00
B101D4		0	440	2	3	Nema 1	84.00
C101D3		1	220	5	3	Nema 1	96.00
C101D4		1	440	7½	3	Nema 1	96.00
D101B3		2	220	15	3	Nema 1	184.00
E101B3		3	220	30	3	Nema 1	305.00

Prices shown on this page are manufacturer's list prices and are subject to motor control discount only.

Graybar



CR1034 Reduced Voltage Starter

LOW VOLTAGE STARTERS

This manual starter consists of an auto transformer, an oil immersed switching device, and a temperature overload relay. It is used for applications where reduced starting torque and current are satisfactory for load and power requirements. From 5 to 700 hp.

Nos.	Volts	HP	Size	Enclosure	Each
2019014G3	220	10	1	Nema 1	\$341.00
2019014G6	220	20	1	Nema 1	357.00
2019014G7	440	25	1	Nema 1	357.00
2019014G9	220	30	1	Nema 1	370.00
2019014G10	440	30	1	Nema 1	370.00
2019014G12	440	40	1	Nema 1	390.00
2019079G2	220	40	2	Nema 1	645.00
2019079G3	220	50	2	Nema 1	645.00
2019079G4	220	60	2	Nema 1	695.00
2019079G5	440	60	2	Nema 1	695.00
2019079G7	220	75	2	Nema 1	695.00
2019079G8	440	75	2	Nema 1	695.00
2019079G10	440	100	2	Nema 1	695.00
2019079G12	440	125	2	Nema 1	755.00
2019079G14	440	150	2	Nema 1	755.00

Catalog Nos. include overload relay heaters for H.P. indicated.

MOTOR CONTROL PUSH-BUTTONS



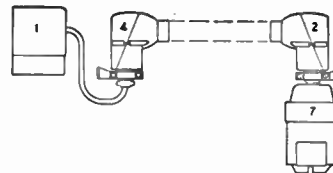
CR2943 Push-Button Station



CR2940 Selector Switch

Standard Duty Nos. CR 2943	Each	600 V. Max. Features	Heavy Duty Nos. CR 2940	List Each
NA101E	\$ 6.00	Start	NA101A	11.00
NA101F	6.00	Stop	NA102A	17.00
NA102A	6.00	Start-Stop	NA102B	20.00
NA102C	9.00	Start-Stop-Locking Bar On Stop	NJ102A	26.00
NJ102A	19.00	Start-Stop Dust & Watertite		
NA102D	7.50	Forward-Reverse		
NA102B	7.50	Raise-Lower		
NA103J	12.00	Forward-Reverse-Stop	NA103A	22.00
		Hand-Auto-Off	NA101D	14.00

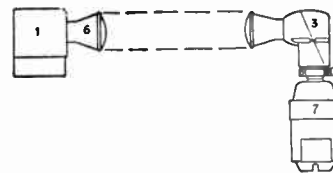
G-E PHOTOELECTRIC RELAY KITS



COMBINATION J *12 ft.

No. CR7505-K100-Combination "J" List Price Complete \$100.00

These relay kits are especially designed for industrial applications such as counting, sorting, protecting workers by stopping machines, opening doors or announcing arrivals.

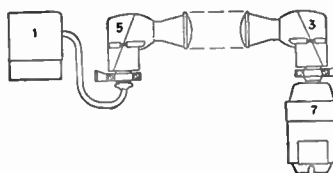


COMBINATION K *30 ft.

No. CR7505-K100-Comb. "K" Price Complete \$94.00

The distances shown are maximum for separation of light source. Infra red shields are also available to make light source practically invisible.

Units shown with cord have 6 foot flexible shielded cable. Longer cables aren't recommended due to loss in sensitivity.



COMBINATION L *30 ft.

No. CR7505-K100-Comb. "L" Price Complete \$109.00

Individual items shown above may be ordered separately.

Cat. Nos.	Item No.	Description	List Each
CR7505-K100G3	1	Photo-Elec. Relay/ DP-DT Contact	\$60.00
CR7505-C201G1	2	Light-Source—1½" Lens	20.00
CR7505-C203G1	3	Light-Source—3" Lens	28.00
CR7505-P211G1	4	Separate-Photo-Tube-Holder 1½" Lens	31.00
CR7505-P212G1	5	Separate-Photo-Tube-Holder 3" Lens	37.00
CR7505-B207G1	6	Lens Barrel Assy.	15.00
71G20	7	Light-Source Transf. 115-4.8V	13.50
CR7505-B200G1	Not Shown	Infra red shield	12.00

PARTS KITS AND COILS FOR G-E STARTERS



PARTS KITS

Starters CR7006 & CR7008

Kit Nos.	Size	Forms	List Each
101x110	0	B100 Thru B102	\$ 7.70
101x111	1	C100 Thru C102	8.40
101x112	2	D100 Thru D102	23.00
101x113	3	E100 Thru E102	37.00

COILS

110 V.

Coil No.	Size	Each
22D155G2	0	\$10.50
22D151G2	1	12.00
22D156G2	2	16.00
22D153G2	3	25.00

220 V.

22D155G3	0	\$10.50
22D151G3	1	12.00
22D156G3	2	16.00
22D153G3	3	25.00

440 V.

22D155G4	0	\$10.50
22D151G4	1	12.00
22D156G4	2	16.00
22D153G4	3	25.00

Prices shown on this page are manufacturer's list prices and are subject to motor control discount only.

All Items on This Page—Cash Discount Net.


Graybar

Graybar


G-E POLYPHASE MOTORS

NEW GE TRI "55" CLAD MOTORS

For the large majority of industrial applications—pumps, fans, saws, lathes, conveyors, compressors, machine tools, etc.—the Tri-Clad 55 design meets the advanced demands of industry. This modern, more enclosed design incorporates the latest developments in the art of motor manufacturing.



Typical dripproof motor



Typical totally enclosed fan-cooled motor

The Tri-Clad 55 totally enclosed fan-cooled motor is designed and built specifically for use in adverse atmospheres—out-of-doors, dusty atmospheres, hazardous areas and chemical atmospheres. Such motors are available in standard construction or as explosion-proof and dust-explosion-proof motors.

HP Continuous 40 C Vise	Speed Rpm Synchronous	3 Phase—Open 220/440 Volts Cat. No.		3-Phase TEFC 220/440 Volts Cat. No.		3-Phase—Expl. Proof 220/440 Volts Cat. No.	
		List Price	List Price	List Price	List Price		
1/2	900	5K182AG801	\$145	5K182BG816	\$157	5K182CG803	\$205
	1200	5K182AG601	130	5K182BG620	142	5K182CG603	190
3/4	900	5K184AG801	168	5K184BG816	184	5K184CG803	236
	1800	5K182AG201	117	5K182BG227	150	5K182CG207	198
1	1200	5K184AG601	138	5K184BG643	176	5K184CG603	228
	900	5K213AG801	187	5K213BG831	203	5K213CG803	255
1 1/2	3600	5K182AG1	124	5K182BG22	173	5K182CG3	225
	1800	5K184AG201	138	5K184BG253	176	5K184CG213	228
2	1200	5K184AG611	160	5K184BG644	194	5K184CG604	246
	900	5K213AG811	223	5K213BG832	245	5K213CG804	313
2	3600	5K184AG1	152	5K184BG43	204	5K184CG3	252
	1800	5K184AG211	160	5K184BG254	212	5K184CG214	264
3	1200	5K213AG601	178	5K213BG624	234	5K213CG604	300
	900	5K215AG801	258	5K215BG816	324	5K215CG803	396
3	3600	5K184AG11	176	5K184BG44	246	5K184CG4	298
	1800	5K213AG201	178	5K213BG228	248	5K213CG208	300
5	1200	5K215AG601	212	5K215BG625	296	5K215CG605	364
	3600	5K213AG1	196	5K213BG21	266	5K213CG3	318
7 1/2	1800	5K215AG201	212	5K215BG229	296	5K215CG208	364
	3600	5K215AG1	233	5K215BG20	317	5K215CG3	385

In May of 1953 the National Electrical Manufacturers Association voted to revise the Frame Assignment Standards of a-c motors, 1 to 30 hp.

Taking advantage of better materials and advances in the art of motor designing, these new frame assignments allow better utilization of space within motor frames and obtain greater horsepower per frame size. This is the first major re-rating program for these sizes in the motor industry in 24 years.

These ratings become available in January 1954. Larger sizes will become available in fall of 1954. During the transition period both the Tri Clad "55" and the Tri Clad will be available. If you are ordering a motor for a new application order the new Tri Clad "55".

STANDARD GE TRI-CLAD MOTORS

3 PHASE—220/440-VOLTS

TRI-CLAD OPEN (DRIP-PROOF) MOTORS

These motors are used for the large majority of industrial applications—fans, pumps, saws, lathes, line shafts, etc., where constant speed, normal starting ability, and an efficient, quiet, and reliable electric drive are needed. Its low starting current makes this motor widely acceptable for full-voltage starting, and consequently, permits use of economical control.

HP Con- tinu- ous	Speed Rpm Sync.	List Prices			
		Frame	Open	TEFC	Expl. Proof
1/2	900	204	\$145	\$157	\$205
	1200	203	130	142	190
3/4	900	224	168	184	236
	1800	203	117	150	198
1	1200	204	138	176	228
	900	225	187	203	255
1 1/2	3600	203	124	173	225
	1800	204	138	176	228
2	1200	224	160	194	246
	900	254	223	245	313
2	3600	204	152	204	252
	1800	224	160	212	264
3	1200	225	178	234	300
	900	254	258	324	396
3	3600	224	176	246	298
	1800	225	178	248	300
5	1200	254	212	296	364
	900	284	292	410	482
5	3600	225	196	266	318
	1800	254	212	296	364
7 1/2	1200	284	278	396	468
	900	324	370	532	624
10	3600	254	233	317	385
	1800	284	278	396	468
10	1200	324	352	514	606
	900	326	443	605	697
10	3600	284	306	424	496
	1800	324	352	514	606
100	1200	326	422	584	676
	900	364	556	790	926

TRI-CLAD TOTALLY ENCLOSED MOTORS

These standard totally enclosed motors provide extra protection from severe conditions. They are especially suited to applications where extreme moisture, abrasive or conductive dusts, acid or alkali fumes, etc., exist. They are also the best "outdoor" motors, giving reliable service with low maintenance.

HP Con- tinu- ous	Speed Rpm Sync.	List Prices			
		Frame	Open	TEFC	Expl. Proof
15	3600	324	\$405	\$567	\$659
	1800	326	422	584	676
20	1200	364	556	790	926
	900	365	682	966	1102
20	3600	326	485	647	739
	1800	364	556	790	926
25	1200	365	682	966	1102
	900	404*	848	1184	1384
25	3600	364S	667	1018	1154
	1800	364	653	937	1073
30	1200	404*	848	1184	1384
	900	405*	972	1388	1588
30	3600	364S	743	1153	1353
	1800	365	750	1086	1286
40	1200	405*	972	1388	1588
	900	444*	1214	1734	2008
40	3600	365S	818	1316	1516
	1800	404*	933	1349	1549
50	1200	444*	1215	1734	2008
	900	445*	1456	2090	2364
50	3600	404S*	1102	1842	2116
	1800	405S*	1118	1750	2024
60	1200	445*	1456	2090	2364
	1800	444S	1396	2170	2444
75	1200	5040	1788	2498	2788
	1800	445S	1674	2726	3016
100	1800	504S	2146	3668	3958
	150	1800	6324S	3266	5909

SLIDING BASES



For all NEMA frame motors. Used to tighten belt of belted drive by adjusting position of motor.


Motor Frame	Base Price, Each	Motor Frame	Base Price, Each
203, 204	\$18.00	324, 326	\$40.00
224, 225	18.00	364, 365	50.00
254	24.00	404, 405	60.00
284	30.00	444, 445	72.00

To be sure of getting the correct motor when ordering, please identify completely by specifying: hp., speed, type, either K or KG, operating voltage, and desired enclosure.

Graybar

Graybar

Graybar



Open (Drip-Proof)

INTEGRAL HORSEPOWER

Open (Drip-Proof) and Totally Enclosed, Fan-Cooled
Horizontal—Ball-Bearing—60-Cycle

Type KCS, capacitor start induction run, motors are used for all general purpose applications including air-conditioning compressors, refrigeration compressors, pumps, fans, saws and conveyors. The outstanding features include built-in terminal boards, capacitor located between feet for protection, and oversize ball bearings. Enclosed motors are used where extra severe conditions of rust, grit, dirt, or moisture are encountered. Explosion-proof motors are used where it is necessary or desirable to locate a motor in a hazardous area. For these consult Graybar.



Totally Enclosed, Fan-Cooled

Type KCR is Capacitor—Start Capacitor—Run “Two Value Capacitor”

H.P.	Speed R.P.M.	Sync.	KCS Volts	KCR Volts	Frame	Nos.	Open (Drip-Proof)		Totally Enclosed, Fan-Cooled	
							Type KCS Each	Type KCR Each	Nos.	Standard Each
3/4	1200		115/230	...	204	5KCS204xB19	\$194.00	5KCS204xB51	\$246.00
1	1800		115/230	230	203	5KCS203xB10	125.00	\$139.00	5KCS203xB48	177.00
	1200		115/230	...	224	5KCS224xB19	251.00	5KCS224xB51	321.00
1 1/2	3600		115/230	230	203	5KCS203xB1	128.00	153.00	5KCS203xB93	180.00
	1800		115/230	230	204	5KCS204xB10	164.00	182.00	5KCS204xB48	216.00
	1200		115/230	...	225	5KCS225xB19	317.00	5KCS225xB51	387.00
2	3600		115/230	230	204	5KCS204xB1	178.00	200.00	5KCS204xB88	230.00
	1800		115/230	230	224	5KCS224xB10	220.00	244.00	5KCS224xB48	290.00
	1200		115/230	...	254	464.00
3	3600		115/230	230	224	5KCS224xB1	261.00	293.00	5KCS224xB86	331.00
	1800		115/230	230	225	5KCS225xB10	278.00	310.00	5KCS225xB48	348.00
	1200		115/230	230	254	562.00
5	3600		230	230	225	5KCS225xB1	360.00	403.00
	1800		115/230	...	254	464.00
	1200		115/230	...	324

Graybar



Type KC Solid Base Motor


NEW FORM “G” FRACTIONAL HORSEPOWER CAPACITOR START

Type KC motors are designed for applications which require high starting torque, long life, and minimum servicing, such as commercial refrigeration, water pumping systems, air-conditioning compressors, industrial equipment, and others. With built-in terminal board. Reversible by external reconnection.

Totally enclosed motors are for operation under dirty or abnormal conditions. Ball bearings permit mounting in any position.

Resilient (rubber-cushioned) base can be supplied on open models for maximum quietness and freedom from vibration.

Any of the below listed motors may be ordered with “Thermo-Tector” (built-in automatic reset) by adding suffix “X” to model number. Price addition as shown.



Type KC Resilient Base Motor

H.P.	Speed R.P.M.	60 Cycle Volts	Shaft Diam. In.	Open (Drip-Proof) Sleeve Bearing (All-Angle Operation)				Enclosed, Ball Bearing	
				Solid Base		Resilient Base		Solid Base	
				Nos.	Each	Nos.	Each	Nos.	Each
1/6	1725	115	1/2	5K33GG1	\$ 37.30	5K33GG3	\$ 39.30	5K36GG13	\$ 47.85
1/4	1725	115	1/2	5K36LG5	41.45	5K36LG9	43.45	5K37LG1	52.60
	1140	115	5/8	5K43MG17	80.20	5K43MG19	82.20	5K45AG23	97.20
1/3	3450	115/230	1/2	5K37JG9	60.75	5K37GJ10	62.75	5K37JG11	74.80
	1725	115/230	5/8	5K42JG1	55.10	5K42JG2	57.10	5K43JG5	68.39
	1140	115/230	5/8	5K48PG6	94.00	5K48PG2	96.00	5K47PG5	113.05
1/2	3450	115/230	1/2	5K38LG12	69.40	5K38LG7	71.40	5K38LG14	84.75
	1725	115/230	5/8	5K43MG1	70.90	5K43MG3	72.90	5K45MG6	86.50
	1140	115/230	5/8	5K48SG4	112.75	5K48SG12	114.75	5K48SG1	134.60
3/4	3450	115/230	5/8	5K45MG3	79.65	5K45MG19	81.65	5K47MG18	96.55
	1725	115/230	5/8	5K45PG1	97.65	5K45PG4	99.65	5K47PG2	117.25
1	3450	115/230	5/8	5K47NG3	98.15	5K47NG14	100.15	5K47NG4	117.80

Graybar



Type KH Solid Base Motor

SPLIT-PHASE MOTORS

Special service motors have high starting torques and currents. They are used on applications such as domestic laundry machines where starting is infrequent.

Totally enclosed motors are for operation under dirty or abnormal conditions. Ball bearings permit mounting in any position.

Resilient (rubber-cushioned) base can be supplied on open and special service models for maximum quietness and freedom from vibration.

Any of the below listed motors may be ordered with “Thermo-Tector” (built-in automatic reset) by adding suffix “X” to model number. Price addition \$2.75 list.

115 Volts—60 Cycles
(All-Angle Operation)



Type KH Resilient Base Motor

H.P.	Speed R.P.M.	Shaft* Diam. In.	Open (Drip-Proof) Sleeve Bearing				High Starting Torque Special Service				Enclosed, Ball Bearing	
			Solid Base		Resilient Base		Sleeve Bearing		Resilient Base		Solid Base	
			Nos.	Each	Nos.	Each	Nos.	Each	Nos.	Each	Nos.	Each
1/6	1725	1/2	5KH33GG12	\$31.25	5KH33GG11	\$33.25	5KH32EG16	\$28.05	5KH32EG15	\$29.05	5KH36GG5	\$40.90
	1140	5/8	5KH42JG8	47.85	5KH42JG10	49.85	5KH43JG7	60.00
1/4	1725	1/2	5KH35KG4	33.00	5KH35KG3	35.00	5KH33GG2	28.65	5KH33GG6	29.65	5KH37KG2	42.90
	3450	1/2	5KH37JG26	55.45	5KH37JG28	57.45	5KH37JG30	68.70

*These dimensions do not apply to special service motors which have 1/2" shafts.

No Cash Discount


A VERSATILE LINE OF FRACTIONAL-HORSEPOWER MOTORS FOR FARM — SHOP — HOME USE. 1/4-1 HORSEPOWER

SPLIT-PHASE TYPE

CAPACITOR TYPE



Single Shaft



Double Shaft



Single Shaft



Double Shaft

All-angle bearings permit shaft-up, shaft-down, or horizontal operation. Regardless of motor position, the new lubrication system floats the shaft in oil and prevents oil loss.

Rating for rating this revolutionary new motor is up to 40% lighter than the model it replaces. This result of the effective use of new materials and design techniques means less expensive mounting and more possible uses with added ease.

Single phase, open (drip-proof) construction, 60-cycle, rated 50C rise continuous.

Nos.	Rating				Bearings	Shaft Diameter Inches	Shaft Extension	Applications	Each
	HP	RPM	Volts	Full Load Amps.					
SPLIT-PHASE TYPE									
KH33GG2	1/4	1725	115	5.6	Sleeve	1/2	Single	Easy to Start Loads— Jig Saws, Grinders, Buffers, Fans, Etc.	\$28.65
KH35KG11	1/4	1725	115	6.4	Sleeve	1/2	Single	Easy to Start Loads— 1/4" Drill Presses, Band Saws, Paint Sprayers	29.85
KH42FG25	1/2	1725	115	6.4	Sleeve	5/8	Double	Easy to Start Loads— Small Machine Tools, Planers, Band Saws, Sanders	39.30
KH42JG3Y	1/2	1725	115	8.4	Sleeve	5/8	Double	Moderate Starting Loads— Bench Saw, Wood Lathe, Grinders	52.30
CAPACITOR TYPE									
KC42FG17	1/4	1725	115	6.4	Sleeve	5/8	Single	Hard to Start Loads— 4" Jointers, 7" Table Saws, Lathes	47.65
KC42JG16	1/2	1725	115	8.4	Sleeve	5/8	Double	Hard to Start Loads— Saws, Lathes, Jointers, Pumps, Compressors	61.30
KC42JG18	1/2	3450	115	8.4	Sleeve	5/8	Double	Hard to Start Loads— Saws, Lathes, Jointers, Compressors	64.85
KC42JG4	1/2	1725	115/230	8.4/4.2	Sleeve	5/8	Single	Hard to Start Loads— Milking Machines, Water Pumps, Saws, Etc.	64.85
KC43MG44	3/4	1725	115/230	10.6/5.3	Sleeve	5/8	Single	Hard to Start Loads— 12" Disc Sanders, 8" Grinders, Concrete Mixers, Etc.	89.80
KC45KG47	1	3450	115/230	13.2/6.6	Sleeve	3/4	Double	Hard to Start Loads— Heavy Duty Saws, Planers, Jointers, Shapers, Etc.	92.15

ACCESSORIES — Cord, Plug and Switch

Nos.		Each
112A515AD-G1	For Models KH33GG2 and KH35KG11.....	\$4.70
112A515AC-G1	For All Other Models.....	4.70
	No Cash Discount	

**Call
Graybar
First
for**

Graybar *Everything Electrical*
Graybar
ELECTRIC COMPANY

Graybar


AIR CIRCUIT BREAKERS

600 Volts A.C., 250 Volts D.C.



Type AK-1 Air Circuit Breaker enclosed for indoor mounting

Type AK-1 air circuit breakers are recommended for use in general industrial and switch-gear applications. They are suitable for severe service, and where numerous opening and closing operations are required for general power and lighting circuits. The AK-1-15 is rated from 15-225 amps. continuous, 15000 amps. interrupting capacity; and the AK-1-25 is rated from 35-600 amps. continuous, 25000 amps. interrupting capacity.



Type AK-1-50 Air Circuit Breaker enclosed for indoor mounting

Type AK-1-50 are recommended for use in circuits requiring a reliable, compact and sturdy protective device of high current rating. Rated at 200-1600 amps. continuous, 50000 amps. interrupting capacity.


ENCLOSED FOR INDOOR MOUNTING

Breaker Type	Continuous Rating Amps.	2 Pole		3 Pole	
		Manually Operated	Electrically Operated	Manually Operated	Electrically Operated
AK-1-15	15-225	\$ 500.00	\$ 760.00	\$ 550.00	\$ 810.00
AK-1-25	35-600	1,020.00	1,380.00	1,140.00	1,500.00
AK-1-50	200-1600	2,140.00	2,920.20	2,380.00	3,160.00

IN WEATHERPROOF ENCLOSURE

Breaker Type	Continuous Rating Amps.	Manually Operated	Electrically Operated	Manually Operated	Electrically Operated
AK-1-15	15-225	\$ 720.00	\$ 980.00	\$ 770.00	\$1,030.00
AK-1-25	35-600	1,280.00	1,640.00	1,400.00	1,760.00
AK-1-50	200-1200	2,690.00	3,470.00	2,930.00	3,710.00

Graybar




Typical drawout air circuit breaker switchboard consisting of two units of 4 AK-1 manually operated breakers each with one breaker withdrawn

DRAWOUT AIR CIRCUIT BREAKER EQUIPMENT


The drawout air circuit breaker has had general acceptance and has been adopted as the standard practice and preferred recommendation for the control at a.c. circuits and apparatus rated 600 volts or less. As a natural consequence the application of air circuit breakers to the universally accepted and generally preferred metal enclosed type of switchgear has met with widespread approval.

Completely pre-engineered, cataloged units, can be furnished with or without instrumentation, in a variety of combinations of air circuit breakers to meet virtually any application problem.


UNIT SUBSTATIONS



Load center unit substation



Control center unit substation



Light duty unit substation

Load center unit substations are completely metal enclosed, co-ordinated factory-built, for indoor and outdoor installation. They are used to serve industrial plants, power-station auxiliaries, and office buildings. Their functions are to transform power from the 2300 to 15000-volt range, to 600-volts or less, and to provide protection and control for the low voltage feeders. From 225 to 2000 KVA, entirely pre-engineered and cataloged.


Control center unit substations are small units which provides a convenient, reliable, and economical method to supply and control 220 and 440-volt motors from 2400 to 15000-volt sources. They are particularly effective where it is desirable to group various motor controls into one compact unit. Completely metal enclosed, factory built, coordinated units from 112½ to 750 KVA, entirely pre-engineered and cataloged.

Light duty load-center unit substations provide the modern way to supply, protect, and control low voltage (below 600 volts), low capacity circuits in industrial plants and office buildings. Low voltage breakers are of the stationary thermal-plastic case type. Completely pre-engineered, cataloged units are available from 112½ to 300 KVA, 2400 to 15000 volts.

For prices and additional information consult nearest Graybar office.

All Items on This Page—No Cash Discount.

DISTRIBUTION FUSE CUTOUTS



These enclosed cutouts are for over-current protection where porcelain enclosure of all live parts is desired, and where a positive visual indication of a blown fuse is required. Cutout door gives indication either by opening slightly at bottom or dropping open to a

horizontal position, depending on setting of yoke. Also available with blade only for disconnecting purposes.

INDICATING CUTOUTS


Nos.	With Fusible Blade Only	Max. Volts	Blade Amps.	Fuse Amps.	Each Fusible Blade	Each Blade
9F6C11	9F6CB11	5200	100	50	\$20.40	\$19.44
9F6C21	9F6CB21	7800	100	50	25.68	24.72
9F6C31	9F6CB31	5200	200	100	45.96	43.50
9F6C41	9F6CB41	7800	200	100	54.00	51.72

2-Shot or Reclosing Cutouts

Nos.	Max. Volts	Amps.	Each
9F6CR11	5200	50	\$60.84
9F6CR21	7800	50	67.44

Fuse Links for All Cutouts

1 to 50 amps.	\$1.10
75 to 100 amps.	1.50



OPEN-DROPOUT TYPE

For over current protection on distribution systems where exposure of live parts is not objectionable, hinged fuse holder drops open 180° for positive identification of blown fuse. 100 amps.


Nos.	Max. Volts	Each
9F3H21	7,800	\$34.32
9F3H31	15,000	42.60

HANGERS AND KICKERS FOR TRANSFORMERS

Hanger Nos.	Size Transf.	Each
9238534G2	Up to 15KVA	\$12.00
9238534G6	25-50KVA	20.00

Kicker Nos.	Size Transf.	Each
9238534G3	Up to 15KVA	4.00
9238535G3	25-50KVA	6.00

PELLET TYPE LIGHTNING ARRESTERS



The highly efficient performance of General Electric pellet valve-type arresters has been established by the most exacting tests, both in the laboratory and in the field. It has been further verified by the excellent operating record, over a period of 24 years, of hundreds of thousands of pellet arresters in greatly diversified applications. They are used for lightning and surge protection of distribution transformers, other apparatus, cable, etc. The dependable valve action prevents system short circuits or outages as the result of lightning discharges.

WITH EEI-NEMA STANDARD BRACKETS FOR CROSSARM MOUNTING

Nos.	Max. Lint-to-Ground Volts	Each
9LA10C21	3000	\$17.94
9LA10C51	9000	34.04
9LA10C71	15000	60.72

Graybar

G-E "HOOK-ON" METERS

Type AK-1A, A.C. Volt-Ammeter



This new hook-on volt-ammeter is a versatile portable instrument for measuring alternating current and voltage quickly and accurately. The new pointer-stop mechanism will allow the user to quickly determine peak currents in welding equipment and also motor starting current. Six-ft. voltage leads are included with each instrument. Voltage breakdown, 4000 volts; accuracy, 3%.

Ammeter scale 0—7.5/30/75/300/750
 Voltmeter scale 0—150/300/750

Nos.		Each
549X95	Volt-ammeter	\$133.50
99X38	Leather carrying case	22.50

G-E "HOOK-ON" WATTMETERS

TYPE AK2, A.C. ONLY



The hook-on wattmeter clamps around the ne—no cutting of conductors, no costly shut downs to make necessary power checks. Single phase and polyphase circuits measured quickly and easily; power factor can be determined by using AK2 in combination with AK1A hook-on volt-ammeter.

Ratings 0-3, 6, 20, 60, 200; 300 kw., 15-600 amperes; 100-600 volts; accuracy: 5% voltage breakdown test; 4000 volts A.C.

Nos.		Each
378X88	Wattmeter	\$174.00
8941377	Carrying Case	22.50

G-E "HOOK-ON" POWER FACTOR METERS

TYPE AK-3



This newest member of the hook-on family measures power factor directly without cutting of conductors or interrupting service. Case is of molded textolite and the 6 ft. lead are permanently attached through the base of the handle.

Nos.		Each
548x13	P. F. Meter	\$191.10
8941377	Carrying Case	22.50

G-E PORTABLE VOLTMETERS

TYPE AP-9



Designed for general utility testing where high accuracy and dependability are required. Accuracy $\frac{3}{4}$ of 1% of full scale value. Case is molded textolite knife edge pointer with mirror background. Magnetic dampening with external zero adjuster. Wt. 2 $\frac{1}{2}$ lbs. net.

Nos.	Volts Range	Resistance Ohms	Each
98x821	150/300/600	21500/43000/86000	\$165.20

Also available in other range.
 Complete information on application.

G-E AC LOAD VISUALIZERS

TYPE AF-2



Measures amps and volts direct — watts, VARS, volt amps, and power factor indirectly. Self contained to 50 amperes — extensible to 1000 amps by use of the split core transformers. No cutting of conductors or interruption of service. Ideal for load analyzing.

Nos.		Each
486x68	Meter, Volt Leads, & Case	\$203.86
486x60	Above with 200A Transf.	349.62
486x61	Above with 500A	353.14
486x62	Above with 600A	353.14
486x63	Above with 1000A	367.64

G.E. PHASE SEQUENCE INDICATORS



Designed to save time in determining the phase sequence of polyphase circuits. Used to predetermine direction of rotation of polyphase motors, proper connections for paralleling generators, transformer banks, power buses,

watthour meters, instruments and relays. Wt. 1 $\frac{1}{2}$ lbs.

Nos.	Rating	Frequency	Each
550x55	120/240/600	25-60	\$76.26

**FOR WIRE REQUIREMENTS
 SEE PAGES 13 THROUGH 19**

**POWER DISTRIBUTION WIRE
 AND FITTINGS SEE PAGE 107**



G. E. PORTABLE RECORDING METERS

TYPE CF-7

A portable inkless, 30 day recording meter. Ideal for checking voltage complaints, load and voltage surveys. Equipped with telechron clock motors.

Catalog	Speed	Current	Voltage	Each
583x34	3"/hr. 10 ft	15/75/150/750	150/300/750	\$604.16
583x36	1"/hr. 10 ft	15/75/150/750	150/300/750	604.16
583x35	3"/hr. 50 ft	15/75/150/750	150/300/750	620.68
583x37	1"/hr. 50 ft	15/75/150/750	150/300/750	620.68

G-E CURRENT MEASURING SETS

TYPE CF-1



Current measuring sets are designed for convenient recording of A.C. currents. Set consists of CF-1 meter and G-4 split core transformer and 10 ft. leads or 50 ft. leads.

With 10 Ft. Leads		Each
Nos.		
94x705	50/200 Amps	\$439.00
99x20	125/500 Amps	451.00
With 50 Ft. Leads		
94x706	50/200 Amps	448.50
99x21	125/500 Amps	460.00

AMPROBE HOOK-ONS



The amprobe is a compact rugged industrial type hook-on specially designed for the maintenance men, electricians and engineers.

AMPROBES		Each
Nos.	Ranges	
300	Amps 0-6/15/30/60/150/300 AC Volts 0-150/300-600 AC	\$99.00
AMPROBE JRS.		
10	10A—0-125/250V	39.70
25	25A—0-125/250V	39.70
50	50A—0-125/250V	39.70
100	100A—0-125/250V	39.70

POUCH 5.70
 P1 Model 300 with case and leads.
 Junior models with leads only.

Graybar

WESTON CLAMP VOLT-AMMETERS



Safe and easy to use. Combines 3 AC voltage and 5 AC current ranges in one instrument. Has adjustable pointer stop for measurement of motor starting currents. Potential leads included.

Ammeter scale 1000 /250 /100 /25 /10.
 Voltmeter scale 750 /350 /175.
 Nos. Each
 633VA-1 With Leads \$190.00
 Case-Leather 27.00

WESTON PANEL INSTRUMENTS



Models 506 and 476 are 3 1/2" dia. Panelboard flush type instruments with an accuracy of 2% full scale deflection.

MODEL 506 DC VOLTMETERS
 0-30V 1000 Ohms Volt \$22.80
 0-150V 1000 Ohms Volt 25.64

MODEL 506 DC AMMETERS
 0-15A \$21.34
 0-30A 21.34

MODEL 476 AC VOLTMETERS
 0-150V \$29.92

MODEL 476 AC AMMETER
 0-50A \$27.08




Model 643 instruments are 4 1/2" dia. For flush mounting with rated accuracy of 1% of full scale.

MODEL 643 DC VOLTMETER
 0-15V \$54.14
 0-50V 54.14

MODEL 643 DC AMMETER
 0-15A \$54.14
 0-30A 54.14

Graybar

WESTON PORTABLE INSTRUMENTS



A highly accurate portable meter for use in labs by electricians, engineers and maintenance-men.

MODEL 433 AC VOLTMETERS
 300 /150V Each \$129.00
 600 /300 /150V 171.00

MODEL 433 AC AMMETERS
 10 /5A \$135.00
 50 /20 /5A 237.00


FOOTCANDLE METERS



A versatile instrument for general commercial lighting surveys and measurements requiring a wide range of light values.

Model Each
 614 FC Meter \$150.00
 Range - 60 /120 /600 Ft. Candles.


CIRCUIT TESTERS



785—Type 6 779—Type 5
 The 785 Type 6 has provisions for measuring up to 1000 V. D.C., 750V A.C., to 10 Amp. D.C., to 10 Amp. A.C., and to 250,000 Ohms. The 779 Type 5 measures D.C. and A.C. volts to 1000 V. and 0-30 Megohms, Decibels—26 ranges in all.

Model	Type	Case	Each
785	6	Oak	\$315.00
779	5	Oak	255.00

CURRENT TRANSFORMERS




A window type current transformer for increasing the range of the 785 portable tester.

Range	Type	Each
200 /5 Amps.	Type 1	\$36.00
500 /5 Amps.	Type 1	33.00

GE DRY TYPE TRANSFORMERS

TYPES M & D



Type M Indoor or Outdoor



Type D Indoor Use Only

Primary Volts	Secondary Volts
480 /240	240 /120
460 /230	230 /115
440 /220	220 /110

TYPE M

No.	KVA	Each
76G129	1	\$ 60.00
76G130	1 1/2	73.20
76G131	2	88.80
95G32	3	120.00
95G33	5	174.00
95G34	7 1/2	240.00
95G35A	10	300.00
95G36A	15	417.80

TYPE D

95G37	25	643.00
95G38	37 1/2	822.00
95G39	50	989.00

GE AUTOMATIC VOLTAGE STABILIZERS

Gives stabilized output voltage within ±1% with varying input voltages when operating at rated load and 1.0 power factor. A dependable source of constant output voltage for applications, such as radio transmitters, laboratory testing equip., and precision electrical processes or wherever voltage must be held within close tolerance despite wide fluctuations in the supply voltage. Totally insulated and are for indoor service only.

Nos.	Input	Output	Output Volt. Amps.	Each
91G140	95-130	115	250	\$118.20
91G150	95-130	115	500	174.90
91G160	95-130	115	750	255.20
91G170	95-130 /190-260	115 /230	1000	294.20

JEFFERSON TRANSFORMERS

Dry Type—Double Wound Single Phase
 230/460 Volt Primary
 115/230 Volt Secondary—60 Cycle


Nos.	Capacity V.A.	Each
240-201	50	\$14.68
240-211	75	17.12
240-221	100	18.70
240-231	150	22.00
240-241	250	26.40
240-251	500	37.20
240-261	750	46.80
240-401	1000	60.00

ONLY A PORTION OF WESTON EQUIPMENT IS SHOWN. CONTACT YOUR NEAREST GRAYBAR OFFICE FOR ITEMS NOT LISTED.

G. E. DISTRIBUTION TRANSFORMERS--CAPACITORS

TYPE HS AND HSBA — SINGLE-PHASE — 60-CYCLE

Oil-Immersed, Self-Cooled



So that the user of distribution transformers can obtain a product that has the successful balance of low-operating cost and great reliability, General Electric has continually improved transformer quality throughout a half century. Today's transformers are the best G.E. has ever built, embodying superior "Spirakore" design, "Nitrile" rubber gasket sealed tanks, and "Melaglyp" paint finish.

Type HS transformers are conventional distribution transformers. Two bushing types are generally used on industrial and municipal ungrounded systems, while single-bushing types are generally used on rural and other solidly grounded systems.

Type HSBA transformers are completely self-protected distribution transformers. In addition to the superior features of the type HS, they are equipped with lightning arresters, tank-isolated gap, internal high-voltage fuses, and low-voltage circuit breaker. Two-bushing types use two-pellet arresters; single-bushing types use one "Hi-Stroke" expulsion arrester. Overload signal lamps are furnished on all two-bushing types, and on single-bushing types 7½ KVA and above.

High Voltage 2400/4160Y Low Voltage 120/240 (Taps None Above 2400—(4) 2½% Below) 240/480 (2)—2½% Above 2400—(2) 2½% Below

TWO HV WALL BUSHINGS

KVA	Type HS		Each	Type HSBA		KVA	Type HS		Each	Type HSBA	
	120/240	240/480		120/240	240/480		120/240	240/480		120/240	240/480
3	26H18	\$ 142.00	35H208	\$ 230.00	25	26H23	26H39	\$ 600.00	35H212	\$ 688.00
5	26H19	220.00	35H209	308.00	37.5	26H24	26H40	786.00	35H213	914.00
7.5	50	26H25	26H41	965.00	35H214	1090.00
10	26H21	26H37	340.00	35H210	428.00	75	26H26	26H42	1284.00	35H215	1492.00
15	26H22	26H38	434.00	35H211	522.00	100	26H27	26H43	1600.00	35H216	1808.00

High Voltage 7200/12470Y Low Voltage 120/240 (Taps None Above 7200—(4) 2½% Below) 240/480—(2) 2½% Above 7200—(2) 2½% Below

TWO HV COVER BUSHINGS

KVA	Type HS		Each	KVA	Type HS		Each	KVA	Type HS		Each
	120/240	240/480			120/240	240/480			120/240	240/480	
3	33H306	\$170.00	15	33H309	33H319	\$544.00	50	33H312	33H322	\$1178.00
5	33H307	266.00	25	33H310	33H320	742.00	75	33H313	33H323	1562.00
10	33H308	33H318	424.00	37.5	33H311	33H321	972.00	100	33H314	33H324	1864.00

SINGLE HV COVER BUSHING

KVA	Type HS		Each	Type HSBA		KVA	Type HS		Each	Type HSBA	
	120/240	240/480		120/240	240/480		120/240	240/480		120/240	240/480
3	31H882	\$164.00	31H924	\$228.00	10	31H885	\$418.00	31H927	\$496.00
5	31H883	260.00	31H925	324.00	15	31H886	538.00	31H928	616.00
						25	31H887	736.00	31H929	814.00

High Voltage 7620/13,200Y

Low Voltage 120/240 (Taps—(2) 2½% Above—(2) 2½% Below)

TWO HV COVER BUSHINGS

KVA	Type HS		Each	KVA	Type HS		Each	KVA	Type HS		Each
	120/240	240/480			120/240	240/480			120/240	240/480	
3	33H357	\$170.00	15	33H360	33H373	\$544.00	50	33H363	33H376	\$1178.00
5	33H358	266.00	25	33H361	33H374	742.00	75	33H364	33H377	1562.00
10	33H359	33H372	424.00	37.5	33H362	33H375	972.00	100	33H365	33H378	1864.00

SINGLE HV COVER BUSHING (REA)

KVA	Type HS		Each	Type HSBA		KVA	Type HS		Each	Type HSBA	
	120/240	240/480		120/240	240/480		120/240	240/480		120/240	240/480
3	31H903	\$180.00	31H931	\$228.00	10	31H906	\$434.00	31H934	\$496.00
5	31H904	276.00	31H932	324.00	15	31H907	554.00	31H935	616.00
						25	31H908	752.00	31H936	814.00

This is only a small portion of the General Electric Distribution Transformers. For complete information apply to your nearest Graybar office.

CAPACITORS FOR POWER FACTOR IMPROVEMENT

The application of capacitors to distribution circuits, as a solution of many of the problems involved with rapidly increasing loads, is fast becoming recognized as a profitable investment. The introduction of "Pyranol" into G. E. capacitors has resulted in a 33% reduction in size and a 25% reduction in price over the last quarter century.

Class ID, outdoor units are used on distribution circuits. They are readily mounted on a pole or cross-arm by use of suitable mounting accessories. Single-phase, 60 cycles, with two glass bushings.


Class EDT, indoor units, are used where it is desired to correct the power factor at individual motors or other small loads. Three-phase, 60 cycles.



Class ID Outdoor Capacitor

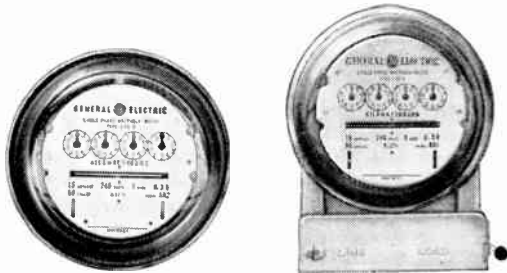
Nos.	Nominal Circuit Voltage	Capacitor Rating		Each
		Volts	KVAR	
	2400 Δ			
13F122	4160 gr-Y	2400	15	\$173.00
13F138	4160 ungr-Y	2400	25	226.50
13F125	7200 Δ	7200	15	203.50
13F147	12470 gr-Y	7200	25	256.00
13F141	13800 gr-Y	7960	25

230 VOLTS			460 VOLTS		
Nos.	KVAR	Each	Nos.	KVAR	Each
27F10	0.5	\$ 30.70	27F14	2	\$ 42.50
27F11	1.0	47.20	15F103	5	99.20
15F100	2.5	108.50	15F104	10	165.20
15F101	5.0	192.50	15F105	15	230.00
15F102	7.5	230.00			



Class EDT Indoor Capacitor

Graybar



Socket Connected "S"

Front Connected "A"

SINGLE-PHASE WATT-HOUR METERS

I Type

The I-50 is the first completely new watt-hour meter in fifty years. The revolutionary design is the result of years of research and assures lower maintenance costs, greater ease in handling, and greater sustained accuracy than has ever before been achieved in a watt-hour meter. Although rated 15 amperes, continuous loads up to 60 amperes will result in no loss of accuracy or performance.

Type I-30 meters are known for their inherent accuracies over wide limits. They incorporate the fundamental design principles that have made General Electric meters outstanding. 50 ampere meters can be used on 100 ampere circuits with no loss of accuracy or performance, by using a high capacity socket the range can be extended to 175 amperes.


Type I-50—15 Amp. Meters

	Pointer Register			Cyclometer Register		
	Socket Connected	Front Connected	Each	Socket Connected	Front Connected	Each
120-volt, 2-wire	462x87	462x91	\$25.50	493x87	493x91	\$27.50
240-volt, 3-wire	462x88	462x92	26.50	493x88	493x92	28.50
120/240V, 3-wire	582x53	582x52	28.50	582x55	582x54	30.50
240-volt, 2-wire

Type I-30 Meters

50 Amp. Meters			Meters or Use With 5 Amp. Current Transformers		
Socket Connected	Front Connected	Each	Socket Connected	Front Connected	Each
85x517	85x501	\$33.50	97x106	85x512	\$27.50
93x916	93x911	34.50	85x514	28.50
.....	97x108	85x513	27.50

Graybar



Socket Connected "S"

Front Connected "A"

POLYPHASE WATT-HOUR METERS

V Type

These watt-hour meters fulfill the requirements for compact, lightweight, low-cost, multi-element watt-hour meters. Straight line characteristics and uniformity among individual meters assure a high degree of accuracy. A completely coordinated design has made possible these desirable features and, at the same time, has maintained the high standards for which G-E meters are known.

Maximum continuous currents: 15 amp. meters, 45 amps.
50 amp. meters, 100 amps.

Type V-3
3-Wire—3-Phase

	Socket Connected		Front Connected	
	Nos.	Each	Nos.	Each
15 Amp. Meters	97x314	\$ 72.00	97x297	\$ 78.00
	97x316	88.00	97x299	94.00
50 Amp. Meters	97x315	92.00	97x298	98.00
	97x317	108.00	97x300	114.00
Meters for use with 5 amp. current transformers	86x3*	80.00	85x907*	86.00
	85x999	80.00	85x904	86.00
	86x1	96.00	85x905	102.00


Type V-6
4-Wire—3-Phase

Socket Connected		Front Connected	
Nos.	Each	Nos.	Each
97x321	\$78.22	97x311	\$ 84.00
.....
97x322	98.00	97x312	104.00
.....
.....	97x134	92.00

*Those meters so marked are for use with a 120-volt potential transformer. Meters for use on 120-volt 2-wire circuits are available at no change in price.

POLYPHASE WATT-HOUR DEMAND METERS

Type VM-3 meters are used on circuits where voltage may be $\pm 10\%$ used on 3 wire, 2 or 3 phase circuits.
Type VM-6 meters are for use on circuits where voltage may be $\pm 10\%$. Used on 4 Wire, Delta 3 Phase. Meters have two 240 volt pot. circuits and three current circuits.



2.5 Amp. Meter

50 Amp. Meter

Type VM-3
3-Wire—3-Phase
15 Min. Interval

Socket Connected		Front Connected	
Nos.	Each	Nos.	Each
489x60	\$132.00	489x12	\$138.00
489x68	132.00	489x20	138.00
489x28	144.00	488x79	150.00
489x46	144.00	488x97	150.00

Type VM-6
4-Wire—3-Phase
15 Min. Interval

Socket Connected		Front Connected	
Nos.	Each	Nos.	Each
490x65	\$144.00	490x57	\$156.00
.....
.....

METER SOCKETS



For Single-Phase Meters

Deep, die-cast aluminum alloy corrosion-resisting sockets, without circuit closing device.

Two Conduit Hubs

	1" Hub	1 1/4" Hub	Each
Vertical	550x62	550x67	\$6.36
Horizontal	550x63	550x68	6.36

Three Conduit Hubs

	1" Hub	1 1/4" Hub	Each
Vertical	550x64	550x69	\$8.04
Horizontal	550x65	550x70	8.04

High capacity sockets for 50 amp. I-30 meters to increase meter capacity to 175 amps. continuous with 2 1/2" hub.

No.	Each
8906905G3	\$38.28

For use with Cat. No. 97x108 I-30S meter and current transformer — two 1 1/4" hubs and circuit closing device.

No.	Each
76x56	\$7.30

For Polyphase Meters

Natural bright sheet aluminum for corrosion-resistance. With sub-base terminal construction, without circuit closing device.

Conduit Hub, In.	For V3	For V6	Each
1 1/4	94x994	83x784	\$27.98
2	94x995	83x785	29.14

For transformer rated V3 meter, socket with closing device.

Conduit Hub, In.	No.	Each
1 1/4	83x788	\$32.51
2	83x789	33.66



Graybar

INDOOR-OUTDOOR CURRENT TRANSFORMERS



Type JKP-O current transformers are designed for both indoor and outdoor service. They are suitable for operating meters and instruments and can be used on single-phase two and three-wire, and on polyphase circuits. In molded butyl, which not only gives an attractive appearance, but also provides insulation that is tough and not easily damaged by accidental rough handling. A feature of this transformer is its high accuracy with a burden of one or more watt-hour meters.

Ratings: 5 amp. secondary, 600 volts, dry, window type, continuous rating 200%

Nos.	Primary Amperes	Each
548x69	200	\$74.30
548x70	400	74.30
548x71	600	74.30
548x72	800	85.90

NEW-INDOOR CURRENT TRANSFORMERS



5000V-25 to 60 Cycles

The "New" JKM-3 is constructed with a molded butyl case. Has highest accuracy, attractive appearance — continuous operation at 150% of rating.

Nos.	Current Ratio	Each
947x21	10:5	\$ 74.30
947x23	20:5	74.30
947x24	25:5	74.30
947x25	30:5	74.30
947x26	40:5	74.30
947x27	50:5	74.30
947x28	75:5	74.30
947x29	100:5	74.30
947x30	150:5	76.50
947x31	200:5	78.80
947x32	300:5	85.80
947x33	400:5	90.50
947x34	600:5	102.00

OUTDOOR CURRENT TRANSFORMERS

Dry Type—25-125 Cycles

These current transformers are designed for outdoor service and are suitable for use with relays, meters and control devices. It is designed for pole mtg. with both pri. and sec. leads brought out the bottom.

Nos.	Current Ratio	Type JW6 5000 Volts		Type JKB-4 8,700 Volts	
		Each	Each	Nos.	Each
88x814	10:5	\$132.20		462x24	\$202.00
15	15:5	132.20		25	202.00
17	25:5	132.20		17	202.00
18	30:5	132.20		28	202.00
19	40:5	132.20		29	202.00
20	50:5	132.20		30	202.00
24	100:5	132.20		32	202.00
26	150:5	136.80		33	213.50
27	200:5	146.10		34	220.50
29	300:5	162.00		35	229.50
30	400:5	178.80		36	236.50
32	600:5	183.30		37	267.00

INDOOR POTENTIAL TRANSFORMERS



Type E21—Unfused

Designed for use with meters, relays and control devices.

Highly accurate and the insulation is sufficient to withstand an impulse test of 22KV.

Nos.	Voltage Ratio	Each
3109081	480:120V	\$76.60
3109083	2400:120V	81.20



Type E22—Fused

Same as E21 except has two primary fuses mounted in porcelain fuse blocks mounted on top of case.

Nos.	Voltage Ratio	Each
257x7	2400:120V	\$118.30



Type JE-2—Fused

Suitable for use with meter, relay and control devices and are furnished with current limiting fuses.

Nos.	Voltage Ratio	Each
257x12	480:120V	\$116.00

OUTDOOR POTENTIAL TRANSFORMERS



Type JEB-1—Dry Type

For vertical pole mounting. High accuracy for use with meters, relays and control devices.

Nos.	Voltage Ratio	Each
581x68	480:120V	\$109.00
581x70	2400:120V	120.70



Type ET-5—Oil Filled


Pyranol filled, for pole mounting. Can be used indoors or outdoors for operating meters, instruments and relays.

Nos.	Voltage Ratio	Each
43H725	7200:120V	\$371.00
43H726	8400:120V	371.00



**FOR G-E EQUIPMENT NOT SHOWN
CONTACT YOUR NEAREST
GRAYBAR OFFICE**

Graybar



**GE MAJOR
WHITEWAY LUMINAIRES**

2500-10000 Lumen Series
575 Watt Max. Multiple
Type III Distribution

These luminaires are for side mounting with adjustable slip-fitters for 1 1/4" pipe. They have die-cast aluminum hoods for series or multiple circuits.

Nos.	Form No.	Type Socket	Each
A4G139	101R	Series—Wet Process	\$65.00
A4G136	101R	Mogul—Multiple	56.80

ENCLOSED RESIDENTIAL LUMINAIRES



1000-2500 Lumen

Side mounted die-cast aluminum hood for series or multiple alzak aluminum reflectors. Adjustable slip-fitter for 1 1/4" pipe.



Nos.	Form No.	Type Socket	Distribution	Each
A15G28	101CR	Series—Dry Proc.	2 Way	\$54.40
A15G26	101CR	1000L Med. Mtpl.	2 Way	50.00
A15G27	101CR	2500 Med. Mtpl.	2 Way	50.00
A15G45	101CR	Series—Dry Proc.	4 Way	54.40
A15G43	101CR	1000L Med. Mtpl.	4 Way	50.00
A15G44	101CR	2500L Med. Mtpl.	4 Way	50.00
20G16	101CS	Series—Dry Proc.	Radial	54.40
20G14	101CS	1000L Med. Mtpl.	Radial	50.00
20G15	101CS	2500L Med. Mtpl.	Radial	50.00

Graybar

**GE OPEN TYPE
RESIDENTIAL LUMINAIRES**

1000-2500 Lumen
Form 101SO has the open (German Helmet) type reflector made of alzak aluminum and is used in suburban locations.
Form 101RW has standard radial wave reflector.



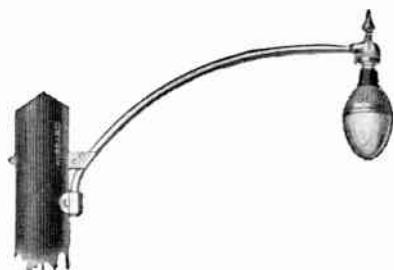
Form 101SO



Form 101RW

Luminaire w/Surburban Reflector

Nos.	Form No.	Type Socket	Distribution	Each
A13G105	101SO	Series—Dry Proc.	2 Way	\$43.40
A13G103	101SO	1000 Lum.—Med. Multiple	2 Way	37.00
A13G104	101SO	2500 Lum.—Med. Multiple	2 Way	39.00
A13G107	101SO	Less Shield Series—Dry Proc.	2 Way	39.60
A13G97	101SO	Less 1000 Lum. Med. Mtpl.	2 Way	35.20
A13G98	101SO	Less 2500 Lum. Med. Mtpl.	2 Way	35.20




**HUBBARD
UPSWEEP
BRACKETS**

Nos.	Plain End	Length Arm	Pipe Size In.	Each ZONE 1	Each ZONE 2	Each ZONE 3
23004	23004P	4'	1 1/4"	\$12.00	\$12.38	\$12.76
23006	23006P	6'	1 1/4"	16.98	17.54	18.08
23008	23008P	8'	1 1/4"	24.96	25.76	26.54

For Zone Designations Refer to Page 110

All Items on This Page—Cash Discount Net Except Hubbard 1%.

Graybar



**GE CONSTANT CURRENT
STREET LIGHT
TRANSFORMER-TYPE RO**

For Pole Mounting
2400V—60N PRI
616A—Sec

New Type RO-2 transformer is designed to supply constant current for series street lighting circuits with normal primary power factor. Counter balances have been eliminated. Magnetic repulsion is only force supporting moving coil as high as 30% higher in weight.

Nos.	KW	Each	Hanger	Each
3279966	10	\$1210.00		
3279967	15	1382.00	9238535G1	\$26.00
3279968	20	1580.00		
3279969	25	1840.00	9543697G1	20.00
3279970	30	2040.00		

**GE STREET LIGHT
CONTROLLERS**

Type E-1

Solenoid-operated. Oil switches available for indoor and outdoor service for on-off control of constant current transformers.



Nos.	Price	Hanger	Each
3278777FB2	120V	9238534G1	\$16.00
3278702FA7	616A		

**GE PHOTO ELECTRIC
CELLS**

Type P


Photo elec. controls provide sensitive low cost control of series or multiple outdoor lighting circuits. Enclosure is weatherproof for use outdoors. Also available in 3500 watt rating and 10-60 foot candles.



Nos.	Type	Load in Watts	Foot Candle Range	Each
3791766G1	P1	575	1-6	\$65.00
3791766G1	P2	575	10-60	65.00
173A933 Shield				

PROTECTORS


Protective relay for street lighting circuits. Disconnects power supply if circuit becomes open.



Nos.	Each
3270041	\$182.00
3270042	228.00

For Multiple Circuit
For Series Circuit

CALROD IMMERSION HEATERS FOR WATER



G-E Calrod immersion heaters offer the cleanest and most economical method of heating liquids in tanks, kettles, jackets and various other metal or wooden containers.

Kw Rating	No. of Heats	115 Volts		230 Volts		"B" Dimension	Each
		1 heat	3 heat or 230 Volts 1 heat	1 Heat	3 heat		
1.3	3	2D171	2D171G2	7 1/2	\$32.20		
2.0	3	2D172	2D172G2	10 3/4	37.20		
3.0	3	2D173	2D173G2	10 1/2	44.80		
4.0	3	2D174	2D174G2	13 1/2	51.20		

STRIP HEATERS



The strip heater serves the double purpose of air heater and clamp on heater and is readily adaptable to hundreds of varied uses.

Nos.	Watts	Volts	Steel Sheath		Dimensions in Inches Overall	Each
			Max Allowable Sheath Temp	750 F		
OFFSET TERMINALS AT ONE END						
2A155G2	1000	115	8.2	3	35 1/2	\$11.60
2A155	1000	230	8.2	3	35 1/2	11.60
2A154G3	750	115	7.4	3	30 1/8	10.20
2A154	750	230	7.4	3	30 1/8	10.20
2A153	500	115	6.6	2	23 1/2	8.20
2A153G2	500	230	6.6	2	23 1/2	8.20
2A153G5	500	275	6.6	2	23 1/2	8.20
2A152	350	115	6.6	2	17 5/8	7.40
2A152G2	350	230	6.6	2	17 5/8	7.40
2A339	250	115	8.3	2	11 3/4	6.80
2A339G2	250	230	8.3	2	11 3/4	6.80
2A338	150	115	12.8	1	7	6.60

HEATING CABLE



Nos.	Description	Each
HS11018	Length 30 ft. Rated 180 watts—use on 110/120 volt circuits. Has 300V insulation.	\$8.68
HS11040	Length 60 ft. Rated 400 watts—use on 110/120 volt circuits. Has 300V insulation.	14.44
Bulk Cable	#19 AWR. Has 600V insulation. Use on circuits up to 440V. as follows: 60 ft. for 110V.; 120 ft. for 220V.; and 240 ft. for 440V.	MFT 217.10
HSC2	Consists of thermostat, duplex and 3 ft. cord set. Range 30° F. to 120° F.—Rated 15 amps. up to 250V. A.C. Controls up to four 110V. or 220V. sets.	\$28.40
HSC3	Thermostat only. Range 35° F. to 100° F.—Rated 10 amps. 110 V. A.C. Controls two 60 ft. sets or six 30 ft. sets.	10.92

All Items on This Page—Cash Discount-Net

FIN CALROD HEATERS



Fin Calrod heater is especially suited to forced convection air heating applications requiring sturdy, compact, and durable heaters.

Nos.	Watts	Overall Length, In.	Diam. In.	Each
7A110	2000	24	1 1/4	\$24.20
7A111	3000	34	1 1/4	34.00
7A112	4000	44	1 1/4	44.00

UNIT HEATERS

NATURAL-CONVECTION TYPE




Fig. 101. Floor mounted

These convenient easily installed air heaters are just the thing for heating those out of the way places which are perplexing problems in cold weather.

FLOOR MOUNTED

Nos.	240 Volts A-c	Watts	Each
2A378G1	2A378G2	2000	\$67.00
.....	2A379G2	3000	86.00

WALL MOUNTED

With 3-heat Snap Switch				Without Switch				
Nos.	240 Volts A-c	Each	Nos.	480 Volts A-c	Each	Nos.	480 Volts A-c—D-c	Each
4500	2A376G2	\$148.00	2A376G3	\$158.00	2A376G23	\$128.00		

FORCED CONVECTION TYPE

Forced convection type heaters are recommended for heating large areas where forced air circulation is necessary.



Portable style



Suspension style

Single Phase 50/60 Cycles AC Volts 240			240 Volts Single Phase 60 Cycles AC			480 Volts Single Phase 60 Cycles AC (With 115-volt Motor)		
Nos.	Kw	Each	Nos.	Kw	Each	Nos.	Kw	Each
2A175G63	3	\$182.00	2A178G60	7.5	\$324.00	2A178G61	7.5	\$324.00
2A176G63	4	196.00						

Graybar

BARE COPPER WIRE

SOLID



Size	Wt. Per 1000 Ft.	Soft Drawn		Medium Hard Drawn		Hard Drawn	
		Less 200 Lbs.	Over 200 Lbs.	Less 200 Lbs.	Over 200 Lbs.	Less 200 Lbs.	Over 200 Lbs.
10	32	\$83.98	\$81.78	\$84.48	\$82.28	\$83.78	\$81.58
8	50	83.68	81.48	84.18	81.98	83.48	81.28
6	80	83.38	81.18	83.88	81.68	83.18	80.98
4	127	82.88	80.68	83.38	81.18	82.68	80.48

WEATHER PROOF COPPER

SOLID

Medium Hard Drawn—Triple Braid

Size	Wt. Per 1000 Ft.	Less 200 Lbs.	Over 200 Lbs.
6	112	88.38	86.18
4	164	87.18	84.98
2	260	85.68	83.48

COPPER SERVICE DROP CABLE

Size	No. of Inaul. Cond.	No. of Bare Cond.	Coil	Price Per 1000 Ft.	
				Less Coil	Coil
8/2	1	1	250	\$342.00	\$276.00
8/3	2	1	250	526.00	424.00
6/3	2	1	150	712.00	574.00

ALUMINUM CABLE—STEEL REINFORCED (ACSR)

Size	Alum. Str/Steel Str.		
4	7/1		\$30.05 Cwt
2	6/1		30.40 Cwt
1/0	6/1		29.30 Cwt

WEATHERPROOF ALUMINUM NEOPRENE JACKET

SOLID CONDUCTOR



Size	Wt. Per 1000 Ft.	Price Per 1000 Ft.	
		Under 2,000 Lbs.	2,000 to 30,000 Lbs.
6	46	\$45.20	\$43.30
4	64	60.20	57.70
2	92	83.60	80.20

WEATHERPROOF ALUMINUM POLYETHYLENE JACKET

SOLID CONDUCTOR



Size	Wt. Per 1000 Ft.	Price Per 1000 Ft.	
		Under 2,000 Lbs.	2,000 to 30,000 Lbs.
6	32	\$45.20	\$43.30
4	48	60.20	57.70
2	80	83.60	80.20

ALUMINUM SERVICE DROP CABLE



ALL ALUMINUM MESSENGER—NEOPRENE INSULATION

Size	Less 15,000 Ft.	15,000 Ft. to 50,000 Ft.
2/3	342.00 M	328.30 M

ALL ALUMINUM MESSENGER—POLYETHYLENE INSULATION

4/3	\$241.30	\$231.60
2/3	349.60	335.60

ACSR MESSENGER—NEOPRENE INSULATION

4/3	94	\$ 88.50	\$ 84.90
2/3	155	126.30	121.20

ACSR MESSENGER—POLYETHYLENE INSULATION

4/3	\$248.90	\$238.90
2/3	361.00	346.50

All Items on This Page—Cash Discount 1/2 of 1%

PARALLEL GROOVE CLAMPS



Nos.		Price Per 100		Over 25
		Less 10	10 to 24	
181	4 ACSR to 1/0 C	\$339.00	\$329.00	\$323.00
181	1/0 ACSR to 1/0 C	339.00	329.00	323.00
181	2/0 ACSR to 2/0 ACSR	203.00	193.00	187.00
182	1/0 ACSR to 4/0 C	540.00	524.00	514.00
182	4 ACSR to 4/0 C	540.00	524.00	514.00
182	3/0 ACSR to 6 C	540.00	524.00	514.00
182	1/0 ACSR to 1/0 C	540.00	524.00	514.00
182	1/0 ACSR to 1/0 ACSR	338.00	324.00	316.00
182	2/0 ACSR to 2/0 ACSR	338.00	324.00	316.00
182	3/0 ACSR to 3/0 ACSR	336.94	328.94	322.94
182	3/0 ACSR to 1/0 ACSR	338.00	324.00	316.00
182	3/0 ACSR to 2C	540.00	524.00	514.00
182	3/0 ACSR to 3/0 C
182	3/0 ACSR to 4/0 C	540.00	524.00	514.00
182	3/0 ACSR to 4 ACSR	338.00	324.00	316.00
182	1/0 ACSR to 2/0 C	540.00	524.00	514.00
183	336.4 MCM-4 ACSR	535.00	521.00	513.00
183	336.4 MCM-2 C	743.00	727.00	717.00
183	336.4 MCM-336.4 MCM
183	336.4 MCM-1/0 ACSR	535.00	521.00	513.00
183	336.4 MCM-1/0 C	743.00	727.00	717.00
183	336.4 MCM-4/0 C	743.00	727.00	717.00
183	336.4 MCM-4 ACSR	535.00	521.00	513.00
183	336.4 MCM-6 C	743.00	727.00	717.00

UNIVERSAL PARALLEL GROOVE CLAMPS



Nos.	Less 25	Price Per 100		100-999
		25-99	100-999	
190	\$121.00	\$117.00	\$113.00	
191	182.00	178.00	174.00	
192	77.00	73.00	69.00	
193	131.00	127.00	123.00	
194	64.00	60.00	58.00	
195	104.00	100.00	98.00	
196	111.00	107.00	103.00	
197	177.00	173.00	169.00	
198	77.00	73.00	69.00	
199	131.00	127.00	123.00	

TIE WIRE

Size		Price Per 100 Lbs.	
		Less 100#	100-500#
#4	Rd A1	\$100.40	\$ 92.40
#7	Strong Alloy	116.40	108.40

FLAT ARMOR WIRE

Size	Price Per 100 Lbs.	
	Less 30#	30-200#
-05x.30	\$164.40	\$158.40

SNUB DEADEND CLAMPS



Nos.	Size ACSR	Price Per 100	
		Less 25	25-49
402	4-1	\$496.00	\$486.00
403	2-2/0	577.00	567.00

LOOP DEADEND CLAMPS



Nos.	Size ACSR	Price Per 100	
		Less 25	25-49
411	6-4	\$157.00	\$151.00
412	4-2	200.00	192.00
413	2-2/0	290.00	282.00

St L 107

Graybar

ACSR FITTINGS (CONT.)

REPAIR SLEEVES



Nos.	Price Per 100 Any Quantity	Nos.	Price Per 100 Any Quantity
435	\$231.00	439	\$291.00
438	271.00	440	311.00

TWISTING JOINTS

Nos.	Less 25	Price Per 100	25-99
528	\$160.00		\$154.00
529	144.00		138.00
540	116.00		112.00
542	79.00		75.00
544	61.00		57.00
546	43.00		41.00

TWISTING JOINT WRENCHES

Nos.	Less 25	Price Each	25 and Over
528	\$55.28		\$50.68
544	55.28		50.68
544.2	63.48		58.28

THIMBLE DEADENDS

Nos.	Less 25	Price Per 100	25-49
782	\$242.00		\$232.00

COMPRESSION JOINTS

Nos.		Less 100	Price Per 100	Over 100
1025.0	4/0 ACSR	\$411.00		\$390.60
1026.0	336.4 MCM	433.20		412.00
1061.1	4/0 ACSR	607.00		577.00
1062.1	336.4 MCM	730.00		691.00


ARMOR RODS

Nos.	Less 50	Price Per 100 Sets	50-99
1124	\$ 64.60		\$ 62.60
1126	73.60		71.60
1128.1	115.60		113.60
1154	85.20		83.20
1158.1	155.60		151.60



ARMOR ROD CLIPS

Nos.	Less 50 Sets	Price Per 100	50-99
1103	\$20.20		\$18.20
1105	30.20		28.20



ARMOR ROD WRENCHES & DIES

Nos.	Less 50	Price Each	50 and Over
C-Wrench	\$13.96		\$12.64
4203 DIE	5.32		4.82
4205 DIE	6.02		5.42
4207 DIE	6.02		5.42

DROP WIRE CLAMPS



Type		Per 100
P	For Tw. Pd. or Parallel Reinforced Drop Wire	\$30.32
PS	For No. 17 or 18 Tw. Pd. or Par. Drop Wire	36.32
PC	Similar to Type "PS" including a Shim for TW-PD or Par. Drop Wire	25.50

PORCELAIN KNOBS



No. 6061



No. 6062



No. 6064



No. 6066

No.	Type	Grooves	Size In.	Per 100
6061	A	2	1 5/8 W, 1 1/16 L	\$12.92
6062	B	4	1 3/4 W, 2 1/4 L	19.20
6064	S	1	1 5/8 W, 1 1/16 L	9.04
6065	T	2	1 5/8 W, 1 1/16 L	13.44
6066	C	2	2 Piece	7.32
5 1/2	Solid	1	1 1/8 W, 1 3/4 L	4.26

GALVANIZED WOOD SCREWS

No.	Size In.	For Por. Knob	5 gr. lot	1 gr. lot
8x2	R.H.	C—In Wood	\$2.42	\$ 2.72
8x2 1/2	R.H.	C—Wood & Stucco	2.88	3.24
18x2	F.H.	S—With 5/16x1 Anchor	6.62	7.44
18x2 1/2	F.H.	S—In Wood	8.72	9.56
18x3	F.H.	S—Wood & Stucco	9.70	11.92
18x3	F.H.	T—Wood	9.70	11.92

GLASS INSULATORS



No. 9



No. 42



No. 56

F.O.B. MUNCIE, INDIANA

No.	Type	Std. Pkg.	Std. Pkg.
9	Pony	50	\$141.90
10	"Ex. Line"	50	153.72
12	Dble. Groove	50	146.64
16	"Long. Dist."	50	184.48
17	Toll Line	50	184.48
42	"D.P."	40	231.80
56	"TW" Transposition	40	335.84

GALVANIZED NAILS

Size	Length	No. per Lb.	Less 100 Lb.	100 Lb.
6-D	2	92	\$36.56	\$33.14
30-D	4 1/2	21	34.72	32.16
40-D	5	16	34.72	32.16
60-D	6	10	35.28	32.00

PREFORMED ARMOR RODS

Nos.	Length	Per Set
40AAR	40" S	\$0.90
52AAR	52" D	1.12

Graybar

GALVANIZED IRON TELEPHONE WIRE



Double Galvanized, Crapo Process

Prices per 100 pounds F. O. B. Muncie, Ind.

Size	Weight		1500 Lbs. or More
	Min. Brk. SFR Per 100 Lbs.	Less Than 1500 Lbs.	
14BB	277	\$30.08	\$29.18
12BB	476	27.52	26.62
10BB	...	27.14	26.24
9BB	...	26.34	25.44
6BB	...	26.34	25.44
4BB	...	26.34	25.44

HTL-85 HIGH STRENGTH

Size 12 makes possible spans of 225' hvy. loading, 325' med. loading, and 375' light loading districts.

14HTL-85	...	\$31.82	\$30.92
12HTL-85	793	29.12	28.22

HTL-135 EXTRA HIGH STRENGTH

Size 12 makes possible spans of 350' hvy. loading, 450' med. loading and 500' in light loading districts.

12HTL-135	1213	\$31.16	\$30.26
-----------	------	---------	---------

HTL-190

12HTL-190	1800	\$39.18	\$38.28
#12 BWG 14" Tie Wire		\$29.04	\$28.14

TELEPHONE TIE SPLINTS

		Less 1000 Pcs.	1000 Pcs.
109SP109	Splint	\$129.96M	\$108.66M
		Price Per Cwt.	
109TZ8	Tie Wire	55.00cwt.	45.00cwt.

TELEPHONE CABLE

Information furnished on all types of cable on request.

GUY STRAND



COMMON GRADE

Available in 250' or 500' coils.

Size, In.	Prices Per 1000 Ft. F. O. B. Muncie		10,000 Ft.
	Min. Brk. Strength	Up to 10,000 Ft.	
1/4	1900	\$59.84	\$56.10
5/16	3200	83.72	78.50
3/8	4250	105.30	98.72
*1/2	7400	172.82	162.02

*500' coils only.

SIEMANS MARTIN GRADE

Available in 250' and 500' coils.

*3/16	1900	\$44.80	\$42.00
1/4	3150	63.56	59.60
5/16	5350	90.32	84.66
3/8	6950	113.72	106.62
7/16	9350	152.50	142.96
*1/2	12100	188.96	177.14

*500' coils only.

HIGH STRENGTH GRADE

†5/16	2850	\$96.90	\$90.84
†3/8	10800	122.04	114.42
†7/16	14500	165.05	154.74
*1/2	18800	205.08	192.26

*500' coil. †250' coils.

EXTRA HIGH STRENGTH GRADE

*7/16	20800	\$177.20	\$166.12
-------	-------	----------	----------

*500' coils.

SPECIFICATION GRADE

Available in 500' coils or 2500' reels.

*9/32	4600	\$74.36	\$69.72
*3/16	2400	49.60	46.50
5/16	6000	98.26	92.12
3/8	11500	122.28	114.64
7/16	18000	177.44	166.34

*500' coils only.

Graybar

Graybar

CABLE LASHING WIRE



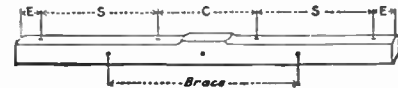
Used with modern cable spinning machines to lash cable to messenger strand, arbor hole, straight hub.

GALVANIZED STEEL
325' coil, .091" Dia. approx. 7.2 lbs. CWT \$44.46

STAINLESS STEEL
Type 430, .045" Dia. 1200 ft. coil, Nom. Coil wt., 6.42 lbs. CWT \$213.86

Aluminum also available in both types.

RAINIER FIR CROSS ARMS



Per 100

PER 100

N. E. L. A. Sizes (Untreated)

		F.O.B. Chicago, Ill.	F.O.B. New Orleans, La.	F.O.B. Kan. City, Mo. Minn., Minn.	F.O.B. Nash., Tenn., Balt., Md. Pt. Newark, N.J. Cinn., Ohio
3 1/2 x 4 1/2 x 5' 7"	4 Pin	\$536.74	\$527.26		\$541.52
3 1/2 x 4 1/2 x 8'	4 or 6 Pin	715.66	703.00		722.02

Telephone Sizes

2 3/4 x 3 3/4 x 62"	6 Pin	\$417.60	\$411.20	\$420.80
2 3/4 x 3 3/4 x 102"	10 Pin Pony	626.40	616.80	631.20
3 1/4 x 4 1/4 x 10'	10 Pin	808.30	794.30	826.66

Specify borings and spacings per above picture.

FOR TREATED CROSSARM PRICES CONTACT YOUR NEAREST GRAYBAR OFFICE.

WOOD PINS BRACKETS POLE STEPS



F. O. B. Chicago, Ill.

Per 1000

Size	Less than 1000	1000 to 5000	5000 and Over
1 1/4 x 8" Locust Pins	\$159.00	\$147.50	\$127.50
1 1/2 x 9" Locust Pins	221.50	205.00	177.50

Per 1000

Nos.		Less than 1000	1000 to 5000	5000 and Over
ROB-552-5	—5 Brackets 1 5/8 x 2 x 12	\$147.00	\$136.00	\$117.50
ROB-555-6	—6 Brackets 2 x 2 3/8 x 12	197.00	182.00	157.50
RPS-576	—Pole Steps 1 3/4 x 2 3/4 x 7	108.50	100.50	87.00

All Items on This Page—Cash Discount 1/2 of 1%, Except Cross Arms, Wood Pins—Brackets—Pole Steps 1%

St L 109

HUBBARD POLE LINE HARDWARE

Prices on Hardware designated by Zones are F.O.B. the following states:

ZONE 1 PRICES			ZONE 2			ZONE 3			
Conn.	Md.	N. Y.	Ala.	Ga.	N. C.	S. D.	Mont.	N. M.	Wyo.
Del.	Mass.	Ohio	Ark.	La.	N. D.	Okl.	Tex.	Ark.	Tex.
Dist. Col.	Mich.	Pa.	Fla.	Miss.	S. C.				
Ill.	Minn.	R. I.	Kansas—All of Kansas, excepting City of Kansas City, Kansas.						
Ind.	Mo.	Vt.	Nebraska—All of Nebraska, excepting Omaha, Nebraska.						
Iowa	N. H.	Va.	Tennessee—All of Tennessee, excepting City of Bristol, Tenn.						
Ky.	N. J.	W. Va.	Texas—City of Texarkana, Texas only.						
Maine		Wis.							
Cities of Bristol, Tenn., Kansas City, Kan., and Omaha, Neb.									

ON ORDERS LESS THAN STANDARD PACKAGE QUANTITIES — ADD 15% TO STANDARD PACKAGE ZONE PRICES.

CARRIAGE BOLTS



Price Per 100 Pieces
For Orders in Std. Pkg. Quantities

Nos.	Size, In.	Std. Pkg.	Zone 1	Zone 2	Zone 3
*9633 1/2	3/8x3 1/2	500	\$ 8.64	\$ 8.76	\$ 9.26
*9634	3/8x4	500	9.20	9.32	9.82
*9634 1/2	3/8x4 1/2	250	9.82	9.94	10.48
*9635 1/2	3/8x5 1/2	250	11.10	11.26	11.92
*9636	3/8x6	250	11.70	11.86	12.58
9637	3/8x7	250	16.46	16.66	17.32
9638	3/8x8	250	18.10	18.32	18.98
*9645	1/2x5	200	17.42	17.66	18.78
*9645 1/2	1/2x5 1/2	200	18.30	18.56	19.76
*9646	1/2x6	200	19.20	19.48	20.76
9676	5/8x6	100	31.96	32.44	34.60

*R. E. A. ITEM I — †R. T. A. ITEM I.

DOUBLE ARMING BOLTS

WITHOUT WASHERS



Price Per 100 Pieces
For Orders in Std. Pkg. Quantities

Nos.	Size, In.	Std. Pkg.	Zone 1	Zone 2	Zone 3
*9864	5/8x14	50	\$ 72.20	\$ 73.24	\$ 77.92
*9866	5/8x16	25	77.56	78.70	83.86
*9868	5/8x18	25	82.94	84.20	89.84
*9870	5/8x20	25	88.34	89.70	95.86
*9872	5/8x22	25	93.68	95.16	101.76
*9874	5/8x24	25	99.06	100.56	107.34

*R. E. A. ITEM N — †R. T. A. ITEM N.

OVAL EYE BOLTS



Drop Forged—No Washers

Price Per 100 Pieces
For Orders in Std. Pkg. Quantities

Nos.	Size, In.	Std. Pkg.	Zone 1	Zone 2	Zone 3
*39956	5/8x6	50	\$ 70.70	\$ 71.58	\$ 75.58
*39958	5/8x8	50	75.30	76.28	80.70
*39960	5/8x10	50	79.88	80.96	85.80
*39962	5/8x12	50	84.52	85.70	91.02
*39964	5/8x14	50	89.18	90.48	96.28
*39966	5/8x16	25	93.80	95.20	101.48

*R. E. A. ITEM O.

MACHINE BOLTS



Price Per 100 Pieces
For Orders in Std. Pkg. Quantities

Nos.	Size, In.	Std. Pkg.	Zone 1	Zone 2	Zone 3
9601 1/2	3/8x 1/2	500	\$ 7.78	\$ 7.86	\$ 8.24
9603	3/8x3	500	8.84	8.92	9.30
9604	3/8x4	500	9.98	10.10	10.58
9605	3/8x5	250	11.22	11.36	11.98
9701 1/2	1/2x1 1/2	500	14.82	15.04	15.96
9704	1/2x4	200	17.60	17.86	19.00
9704 1/2	1/2x4 1/2	200	17.80	18.06	19.18
*9705	1/2x5	200	19.06	19.32	20.52
*9706	1/2x6	200	20.38	20.68	22.00
*9708	1/2x8	100	28.84	29.22	30.96
*9710	1/2x10	100	31.92	32.38	34.40
9712	1/2x12	100	35.14	35.66	37.98
9805	5/8x5	100	32.96	33.66	35.16
*9806	5/8x6	100	33.42	33.92	36.14
*9807	5/8x7	100	35.98	36.54	39.06
*9808	5/8x8	100	38.46	39.08	41.82
*9809	5/8x9	100	40.92	41.58	44.58
*9810	5/8x10	50	43.36	44.08	47.26
*9812	5/8x12	50	48.40	49.22	52.94
*9814	5/8x14	50	53.42	54.36	58.62
*9816	5/8x16	50	58.52	59.60	64.44
*9818	5/8x18	35	63.56	64.76	70.14
*9820	5/8x20	35	68.58	69.90	75.80
*9822	5/8x22	35	74.20	75.64	82.08
*9824	5/8x24	35	79.84	81.40	88.36

*R. E. A. ITEM C — †R. T. A. ITEM C.

HUBEYE BOLTS — STRAIGHT



Price Per 100 Pieces
For Orders in Std. Pkg. Quantities

Nos.	Size, In.	Std. Pkg.	Zone 1	Zone 2	Zone 3
*9056	5/8x6	50	\$ 77.16	\$ 78.30	\$ 82.08
*9058	5/8x8	50	83.20	84.16	88.40
*9060	5/8x10	50	88.92	90.00	94.84
*9062	5/8x12	50	94.62	95.82	101.16
8458	1x8	25	226.84	229.32	240.48

*R. E. A. ITEM AO — †R. T. A. ITEM AO.

HUBEYE BOLTS — ANGLE

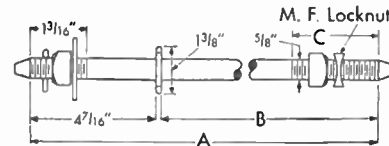


Price Per 100 Pieces
For Orders in Std. Pkg. Quantities

Nos.	Size, In.	Std. Pkg.	Zone 1	Zone 2	Zone 3
*9149	5/8x6	50	\$ 80.78	\$ 81.68	\$ 85.74
*9150	5/8x8	50	86.48	87.50	92.04
*9151	5/8x10	50	92.16	93.28	98.34
*9152	5/8x12	50	97.84	99.10	104.62
9153	5/8x14	25	103.54	104.88	110.92
*9160	3/4x8	25	139.42	140.82	147.06
*9162	3/4x12	25	155.46	157.24	165.20

*R. E. A. ITEM BA — †R. T. A. ITEM BA.

5/8" SINGLE UPSET INSULATOR BOLTS



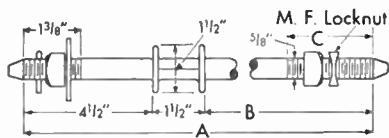
Less Insulators and Washers

"A" DIM. (ADPX) =
4 1/16" + "B"

Nos.	Size, In.	Std. Pkg.	Zone 1	Zone 2	Zone 3
*8741	5/8x8	50	\$ 86.54	\$ 87.58	\$ 92.22
*8741 1/2	5/8x9	50	89.12	90.24	95.22
*8742	5/8x10	50	91.14	92.62	97.94

*R. E. A. ITEM BS.

5/8" DOUBLE UPSET INSULATOR BOLTS



Less Insulators and Washers

"A" DIM. = 6" + "B"

Nos.	"B" Dimension Inches	Std. Pkg.	Zone 1	Zone 2	Zone 3
*8726	8	50	\$106.04	\$107.24	\$112.62
*8828	9	50	108.16	109.40	114.98
*8830	10	50	110.64	111.96	117.86

*R. E. A. ITEM Q — †R. T. A. ITEM Q.

For Zone Designations Refer to Page 110

LAG SCREWS



Price Per 100 Pieces
For Orders in Std. Pkg. Quantities

Nos.	Size	Std. Pkg.	Zone 1	Zone 2	Zone 3
9722	1/4x2	2000	\$ 6.62	\$ 6.64	\$ 6.72
† 9722 1/2	1/4x2 1/2	2000	7.14	7.16	7.28
9724	1/4x4	1000	9.34	9.46	9.56
9732	5/16x2	1000	7.36	7.40	7.56
9742 1/4	3/8x2 1/4	1000	8.02	8.08	8.34
*9742 1/2	3/8x2 1/2	1000	8.24	8.30	8.60
*9743	3/8x3	1000	8.84	8.92	9.24
*9743 1/2	3/8x3 1/2	500	9.50	9.58	10.00
*9752 1/2	1/2x2 1/2	500	11.26	11.36	11.88
9753	1/2x3	250	11.76	11.90	12.54
9753 1/2	1/2x3 1/2	250	12.72	12.88	13.58
†*9754	1/2x4	250	13.66	13.82	14.56
*9754 1/2	1/2x4 1/2	250	14.56	14.74	15.50

*R. E. A. ITEM J — †R. T. A. ITEM J.

STEEL CROSSARM PINS



1" LEAD THREAD

Price Per 100 Pieces
For Orders in Std. Pkg. Quantities

Nos.	Dia. Shank	Length Above Base	Length Below Base	Std. Pkg.	Zone 1	Zone 2	Zone 3
*981	Flat Base	5/8	5 3/4	50	\$104.74	\$106.04	\$111.88
981S	w/Saddle	5/8	5 3/4	50	119.94	121.54	128.70
993	Flat Base	5/8	6 1/4	25	131.76	133.16	139.48

*R. E. A. ITEM F.

STEEL POLETOP PINS



1" LEAD THREAD

Price Per 100 Pieces
For Orders in Std. Pkg. Quantities

Nos.	Length	Std. Pkg.	Zone 1	Zone 2	Zone 3
*3162	St Base	15	\$144.22	\$146.26	\$155.42
*3170	St Base	18	164.06	166.54	177.70
3190	Flared Base	18	172.40	174.88	186.00

*R. E. A. ITEM B.

TRANSFORMER PINS



1" LEAD THREAD
No. 22x2" WOOD SCREW

Price Per 100 Pieces
For Orders in Std. Pkg. Quantities

Nos.	Length Above Base	Length Overall	Std. Pkg.	Zone 1	Zone 2	Zone 3
*126	5	7	100	\$96.64	\$97.34	\$100.50

*R. E. A. ITEM AD.

CLAMP PINS



Hubbard One Piece Forged Steel Corner Pins Are Forged From a Single Piece of Steel. Bolts, Lock-nuts and Washer Plate are included. Std. one inch Lead Thread.

Price Per 100 Pieces
In Std. Pkg. Quant.

Nos.	Size of Arm	Std. Pkg.	Zone 1	Zone 2	Zone 3
*24372	3 3/4x4 3/4	25	\$408.20	\$411.98	\$428.90

*R. E. A. ITEM F.

WESTERN UNION PINS



LONG SHANK

Furnished with best grade air dried oak cob.

Price Per 100 Pieces
For Orders in Std. Pkg. Quantities

Nos.	Dia. Shank	Length Above Shoulder	Length Below Shoulder	Std. Pkg.	Zone 1	Zone 2	Zone 3
8000	5/8	4 1/2	5	100	\$47.60	\$48.12	\$50.44

Western Union, A. A. R. Std.

TELEPHONE PINS



SHORT SHANK

Furnished with best grade air dried oak cob.

Price Per 100 Pieces
For Orders in Std. Pkg. Quant.

Nos.	Dia. Shank	Length Above Shoulder	Length Below Shoulder	Std. Pkg.	Zone 1	Zone 2	Zone 3
†8009 5035							
Lockwshr	1/2	4 1/2	1 1/2	100	\$50.38	\$50.76	\$52.42
*8010	1/2	4 1/2	1 1/2	100	46.38	46.72	48.20
†8014 5036							
Lockwshr	5/8	4 1/4	1 3/4	100	76.38	76.94	79.42
*8015	5/8	4 1/4	1 3/4	100	72.00	72.48	74.64

*West. Union and A. R. R. std. †R. T. A. ITEM MS.

RIGID CLEVISES



568



1340 Less Insulators

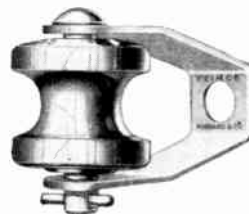
Price Per 100 Pieces
For Orders in Std. Pkg. Quantities

Nos.	Clevis No.	Insul. No.	Std. Pkg.	Zone 1	Zone 2	Zone 3
568	568	355 DP	50	\$67.76	\$68.82	\$73.42
*578	568	455 WP	50	67.76	68.82	73.42
1340	1340	1609 DP	50	69.56	70.56	75.08
1342	1340	355 DP	50	69.56	70.56	75.08
*1333	1340	455 WP	50	69.56	70.56	75.08

Note: The #455 insulator is identical with the #355 except the #455 is a wet process insulator.

*R. E. A. ITEM R.

RIGID SERVICE CLEVISES



1341

#1341 REA ITEM BH

Price Less Insulators
Per 100 Pcs. in Std. Pkg. Quant.

Nos.	Insul.	Mtg. Hole	Std. Pkg.	Zone 1	Zone 2	Zone 3
1341	1606 DP	1 1/16x3/4	50	\$54.48	\$55.20	\$58.38
1343	1606 DP	3/16 Dia.	50	54.48	55.20	58.38

HEAVY DUTY SECONDARY DEADEND CLEVIS



1344

Price Less Insulators
Per 100 Pieces in Std. Pkg. Quant.


Nos.	Std. Pkg.	Zone 1	Zone 2	Zone 3
1344	25	\$125.80	\$127.60	\$135.70

All Items on This Page—Cash Disconut 1%

St L 111

For Zone Designations Refer to Page 110

INSULATED NEUTRAL BRACKETS

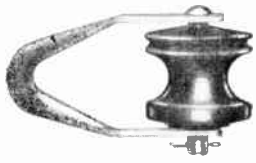


No. 1327

No.	Clevis	Insulator	Std. Pkg.	Price Less Insulator Per 100 Pcs.—Std. Pkg. Quantities		
				Zone 1	Zone 2	Zone 3
*1327	1327	None	25	\$148.88	\$150.50	\$157.82
*1328	1327	455 WP	25	148.88	150.50	157.82
*1329	1327	1716 WP	25	148.88	150.50	157.82


*R. E. A. ITEM DA.

SWINGING CLEVISES



No. 1352

Secondary Deadend



No. 2948

Service

Nos.	Clevis	Insul.	Shackle	Std. Pkg.	Price Per 100 Less Insulators In Std. Pkg. Quantities		
					Zone 1	Zone 2	Zone 3
1352	1352	355 DP		50	\$78.40	\$79.58	\$84.90
*1353	1352	455 WP		50	78.40	79.58	84.90
*1355	1352	1716 WP		50	78.40	79.58	84.90
1356	1352	1609 WP		50	78.40	79.58	84.90
2938	2948	1706 WP	2969	100	54.90	55.60	58.76
**2948	2948	1606 DP	2969	100	54.90	55.60	58.76

*R. E. A. ITEM S — **R. E. A. ITEM AS.

SPOOL INSULATORS

WET AND DRY PROCESS



No. 355
No. 455



No. 1606



No. 1609



No. 1613



No. 1716

Nos.	Type	Std. Pkg.	Price Per 100 Pcs. in Std. Pkg. Quantities		
			Zone 1	Zone 2	Zone 3
355	Dry	50	\$28.58	\$30.08	\$30.08
*455	Wet	50	37.00	40.30	40.30
*1606	Dry	100	19.76	20.80	20.80
1609	Wet	50	38.00	40.00	40.00
1613	Wet	25	91.20	96.00	96.00
*1716	Wet	25	68.40	72.00	72.00

*R. E. A. ITEM CM.

ROUND WASHERS




Nos.	O.D. In.	Bolt Size In.	Std. Pkg.	Price Per 100 Pieces For Orders in Std. Pkg. Quantities		
				Zone 1	Zone 2	Zone 3
7801	1	3/8	5000	\$1.62	\$1.64	\$1.68
7802	1 1/4	3/8	2500	2.30	2.32	2.42
7803	1 3/8	1/2	1500	3.22	3.26	3.38
7805	1 3/4	5/8	1000	6.12	6.18	6.46

St L 112

All Items on This Page—Cash Discount 1%


SQUARE WASHERS



Nos.	Size In.	Max. Bolt Size In.	Std. Pkg.	Price Per 100 Pcs. For Orders in Std. Pkg. Quantities		
				Zone 1	Zone 2	Zone 3
7812	2	5/8	500	\$ 5.58	\$ 5.68	\$ 6.12
*7813	2 1/4	5/8	250	9.70	9.88	10.72
*7814	2 1/4	3/4	250	9.70	9.88	10.72
7819	4	3/4	50	41.70	42.58	46.58
7819 1/2	4	3/4	25	82.60	84.26	91.70

*R. E. A. Item D. †R. T. A. Item D.

CURVED WASHERS



Nos.	Size In.	Bolt Size In.	Std. Pkg.	Price Per 100 Pieces. For Orders in Std. Pkg. Quantities		
				Zone 1	Zone 2	Zone 3
7809 1/2	4x4	7/8	50	\$40.02	\$40.90	\$44.90
7822	2 1/2 x 2 1/2	5/8	250	12.88	13.10	14.14
7823	3x3	3/4	100	22.64	23.12	25.32
7824	3x3	1	100	35.60	36.18	38.80
7825	3 1/2 x 4 1/4	3/4	100	26.52	27.12	28.54

LOCKNUTS AND PALNUTS



M. F. Locknut



Palnut

Nos.	Bolt Size In.	Type	Std. Pkg.	Price Per 100 Pieces In Std. Pkg. Quantities		
				Zone 1	Zone 2	Zone 3
4510	3/8	Locknut	9000	\$2.70	\$2.72	\$2.76
4511	1/2	Locknut	4000	3.04	3.06	3.14
4512	5/8	Locknut	3500	4.26	4.30	4.44
4530	3/8	Palnut	9000	2.16	2.16	2.20
*4531	1/2	Palnut	4000	2.42	2.44	2.50
*4532	5/8	Palnut	2500	3.40	3.44	3.54

*R. E. A. ITEM EK. — †R. T. A. ITEM EK.

FORGED EYE NUTS



Nos.	Size In.	Eye In.	Std. Pkg.	Price Per 100 Pieces For Orders in Std. Pkg. Quantities		
				Zone 1	Zone 2	Zone 3
*7502	5/8	1 1/2	100	\$65.58	\$66.02	\$68.02

*R. E. A. ITEM AA.

FORGED HUBEYE NUTS



Nos.	Size In.	Eye In.	Std. Pkg.	Price Per 100 In Std. Pkg. Quantities		
				Zone 1	Zone 2	Zone 3
*7510	5/8	1 1/2	50	\$77.86	\$78.50	\$81.36
*7511	3/4	1 1/2	50	87.00	87.60	90.32

*R. E. A. ITEM A. B. — †R. T. A. ITEM A. B.

LONG BOLT EYE NUTS



Nos.	Size In.	Eye Length In.	Std. Pkg.	Price Per 100 Pcs. in Std. Pkg. Quantities		
				Zone 1	Zone 2	Zone 3
*7517	5/8	2 13/32	100	\$96.88	\$97.58	\$100.70
7518	3/4	2 13/32	100	96.88	97.58	100.70

*R. E. A. ITEM AA.

HUBEYE BOLT EYES



Nos.	Size In.	Eye Length In.	Std. Pkg.	Price Per 100 Pcs. in Std. Pkg. Quantities		
				Zone 1	Zone 2	Zone 3
7519	5/8	3	50	\$113.54	\$114.42	\$118.34

ANGLE HUBEYE BOLT EYES



Nos.	Size In.	Std. Pkg.	Price Per 100 Pcs. in Std. Pkg. Quantities		
			Zone 1	Zone 2	Zone 3
*1100	5/8	50	\$87.50	\$88.36	\$92.16
1100	3/4	50	87.50	88.36	92.16

*R. E. A. ITEM V.

For Zone Designations Refer to Page 110

FLAT CROSSARM BRACES



Nos.	Size	Std. Pkg.	Price Per 100 Pieces in Std. Pkg. Quantities		
			Zone 1	Zone 2	Zone 3
†8020	1 7/32 x 7/32 x 20	20	\$49.14	\$50.10	\$54.42
8022	1 7/32 x 7/32 x 22	20	53.68	54.74	59.52
8024	1 7/32 x 7/32 x 24	20	58.20	59.36	64.58
8026	1 7/32 x 7/32 x 26	20	62.70	63.96	69.60
8028	1 7/32 x 7/32 x 28	20	67.30	68.66	74.82
†8030	1 7/32 x 7/32 x 30	20	71.88	73.36	80.00
*8128	1 1/4 x 1/4 x 28	20	76.22	77.92	85.56

*R. E. A. ITEM H — †R. T. A. ITEM H.

ANGLE CROSSARM BRACES



Nos.	Size Angle	Dimensions A B C	Std. Pkg.	Prices Per 100 Pieces in Std. Pkg. Quantities		
				ZONE 1	ZONE 2	ZONE 3
*7942	1 1/2 x 1 1/2 x 3/16	63 60 18	1	\$449.94	\$458.22	\$495.42

*R. E. A. ITEM H.

ALLEY ARM BRACES



No.	Length Ft.	Size Angle	Std. Pkg.	Prices Per 100 Pieces in Std. Pkg. Quantities		
				ZONE 1	ZONE 2	ZONE 3
†*7984	7	1 3/4 x 1 3/4 x 3/16	1	\$704.12	\$717.08	\$775.18

*R. E. A. ITEM AC — †R. T. A. ITEM AC.

GUY CLAMPS



Nos.	Type	Length, In.	Std. Sizes	Std. Pkg.	Prices Per 100 Pieces in Std. Pkg. Quantities		
					ZONE 1	ZONE 2	ZONE 3
† 7401	Light 1 Bolt	1 3/4	1/8-1/4	100	\$ 34.52	\$ 35.02	\$ 37.24
7402	Light 2 Bolt	3 3/4	1/8-1/4	50	56.36	58.26	60.52
7447	Med. 1 Bolt	1 7/16	1/4-3/16	100	34.52	35.02	37.24
7448	Med. 2 Bolt	3 3/8	1/4-3/16	50	62.30	63.24	67.46
7449	Med. 3 Bolt	4	1/4-3/16	50	83.72	85.00	90.78
†*7450	Med. 3 Bolt	6	1/4-3/16	25	105.68	107.42	115.26
†*7461	Hvy. 3 Bolt	6	5/16-1/2	25	127.06	129.16	138.44

*R. E. A. ITEM U — †R. T. A. ITEM U.

GUY HOOKS AND ATTACHMENTS



1/16" Holes



Nos.	Size	Std. Pkg.	Price Per 100 Pieces in Std. Pkg. Quantities		
			ZONE 1	ZONE 2	ZONE 3
†6004		100	\$39.62	\$40.22	\$42.86
*7584	1 3/4 x 3/8 x 4	100	38.80	39.40	42.04

†R. E. A. ITEM V.
*R. E. A. ITEM BJ.


GUY GUARDS



Nos.	Type	Size, Ft.	Std. Pkg.	Price Per 100 Pieces in Std. Pkg. Quantities		
				ZONE 1	ZONE 2	ZONE 3
7557	Half Round	7	2	\$517.14	\$524.90	\$559.56
†*7558	Light Tapered	8	2	565.14	574.02	613.62

*R. E. A. ITEM AT. — †R. T. A. ITEM AT.

GUY STRAIN AND LOAD PLATES



No. 8891

GUY STRAIN PLATES

Nos.	Size In.	Std. Pkg.	Price Per 100 in Std. Pkg. Quantities		
			ZONE 1	ZONE 2	ZONE 3
*7575	4x8 Curved	100	\$33.20	\$33.84	\$36.70
8891	7x2 1/2 Flat	50	60.42	63.40	66.94

CURVED LIFT PLATES—2 HOLE

Nos.	Size In.	Std. Pkg.	ZONE 1	ZONE 2	ZONE 3
8887	2 1/2 x 7 For 5/8 Bolt	100	40.78	41.46	44.56
*8888	2 1/2 x 7 For 3/4 Bolt	50	49.80	50.74	55.00

CURVED LIFT PLATES—3 HOLE

Nos.	Size In.	Std. Pkg.	ZONE 1	ZONE 2	ZONE 3
†8898	2 1/2 x 7 For 3/4 Bolt	50	49.80	50.74	55.00
8899	2 1/2 x 7 For 1 Bolt	50	60.40	61.48	66.28

*R. E. A. ITEM BK — †R. T. A. ITEM BK.

SIDEWALK GUY ARM FITTINGS



Hot Galvanized

← Opening for 2" Pipe →



No. 1501

No. 1502

Nos.	Description	Pipe Size, In.	Std. Pkg.	Prices Per 100 in Std. Pkg. Quantities		
				ZONE 1	ZONE 2	ZONE 3
1501	Pole Plate	2	20	\$453.40	\$461.24	\$470.30
1502	Clamp End Fittings	2	20	605.68	615.92	627.80
1521	Pole Plate—Set Screw	2 & 2 1/2	10	559.98	568.36	578.08
1522	End Ftng—Set Screw	2 & 2 1/2	10	494.18	499.98	506.74

SERVISLEEVES



No.	Strand Size, In.	Std. Pkg.	Prices Per 100		
			ZONE 1	ZONE 2	ZONE 3
†*7453	5/16	1000	\$14.76	\$14.78	\$14.80
†*7454	3/8	1000	17.76	17.88	18.00
†*7455	7/16	500	17.76	17.88	18.00

*R. E. A. ITEM DZ — †R. T. A. ITEM DZ.

ANCHOR RODS



"HUBEYE"—Single Guy—Threaded

Nos.	Size, In.	Std. Pkg.	Price Per 100 Pieces in Std. Pkg. Quantities		
			ZONE 1	ZONE 2	ZONE 3
†*8406	1/2 x 6	10	\$179.12	\$182.16	\$195.76
† 8407	1/2 x 7	10	199.08	202.56	218.16
† 8416	5/8 x 6	10	250.16	254.90	276.14
†*8417	5/8 x 7	10	282.08	287.56	312.12
†*8418	5/8 x 7	5	314.00	320.22	348.10
†*8428	3/4 x 8	5	443.02	452.04	492.56
†*8429	3/4 x 9	5	490.52	500.58	545.74
†*8440	1 x 10	2	1064.26	1085.06	1178.34
†*8528	3/4 x 8	5	452.20	461.46	502.96
†*8530	3/4 x 10	5	547.18	558.50	609.30

*R. E. A. ITEM X — †R. T. A. ITEM X.

POLE STEPS



No. 7125



No. 7126

Nos.	Size, In.	Std. Pkg.	Prices Per 100 Pieces in Std. Pkg. Quantities		
			ZONE 1	ZONE 2	ZONE 3
7123	5/16 x 9	100	\$35.36	\$35.90	\$38.32
†7125	5/8 x 10	100	42.04	42.74	45.86
7126	5/8 x 10	50	58.42	60.50	63.00
7129	5/8 x 9 1/16	100	52.46	53.28	56.92

†R. T. A. ITEM MX.

All Items on This Page—Cash Discount 1%

For Zone Designations Refer to Page 110

GROUND RODS



GALVANIZED

Nos.	Size	Std. Pkg.	Price Per 100 Pieces in Std. Pkg. Quantities		
			ZONE 1	ZONE 2	ZONE 3
9565	1/2x5'	10	\$117.52	\$119.88	\$130.52
9568	1/2x8'	10	178.56	182.40	199.60
9578	5/8x8'	5	265.48	271.40	297.96

COPPERWELD

9415	3/8x5	10	\$ 95.92	\$ 105.08	\$ 108.32
9416	3/8x6	10	116.34	127.42	131.32
9426	1/2x6	10	245.14	263.72	270.60
9428	1/2x8	10	319.36	344.46	353.60
9437	5/8x7	10	388.72	421.22	433.02
*9438	5/8x8	5	420.78	477.96	491.30
*9440	5/8x10	5	545.26	591.74	608.16
9444	5/8x15	5	805.34	875.10	899.90
9448	3/4x8	5	725.16	820.42	842.70
9450	3/4x10	5	895.84	1014.72	1042.42

*R. E. A. ITEM A. I.

GROUND CLAMPS FOR COPPERWELD RODS



Nos.	Size In.	Price Per 100 Pieces					
		ZONE 1		ZONE 2		ZONE 3	
		Less 10	10-99	100 or More	Less 10	10-99	100 or More
9591	1/2	\$ 73.32	\$ 62.44	\$ 59.84	\$ 75.32	\$ 64.42	\$ 61.82
9592	5/8	102.58	87.38	83.78	105.36	90.16	86.54
9593	3/4	123.94	105.64	101.28	127.48	109.18	104.84

Nos.	Size In.	Price Per 100 Pieces		
		Less 10	10-99	100 or More
9591	1/2	\$ 76.04	\$ 65.16	\$ 62.57
9592	5/8	106.40	91.18	87.58
9593	3/4	128.84	110.54	106.18

COPPERWELD GROUND WIRE STAPLES

Nos.	Type	Size In.	Std. Box	Less Than Std. Box	Std. Box and Over
7495	Rolled Point	1 3/4 x 3/8 x .144	500	\$ 3.20	\$ 2.82
7496		2 x 1/2 x .162	500	4.24	3.64
7499		3 3/4 x 1 3/4 x 5/16	500	20.36	17.74
7522	Rolled Point	3 x 1 3/4	500	10.82	9.46

GALVANIZED GROUND WIRE STAPLES

Nos.	Type	Size In.	Std. Box	Less Than Std. Box	Std. Box and Over
8522	Rolled Point	3 x 1 1/16 x 1/4	500	Price on Application	
8534	Cut Point	1 1/2 x 1/4 x .148	500		

WIRE HOLDERS



4-11-44



2032

Nos.	ZONE 1		ZONE 2		ZONE 3	
	Less 100	100 or Over	Less 100	100 or Over	Less 100	100 or Over
*4-11-44	\$64.80	\$56.34	\$65.48	\$56.94	\$68.56	\$59.62
PP1933 -Sml. Knob	42.78	37.20	44.16	38.40	44.40	38.60
PP2032 -2-Wire	115.82	100.70	120.02	104.42	121.76	105.92
PP2033 -3-Wire	148.98	129.42	153.18	133.14	154.96	134.44

*R. E. A. Item A. R.

All Items on This Page—Cash Discount 1% Except Copperweld Rods, Ground Clamps for Copperweld Rods, Copperweld Staples—No Cash Discount

SECONDARY RODS

Service Type



Nos.	Std. Pkg.	Wires	Spacing	Price Per 100 Pieces in Std. Pkg. Quantities		
				ZONE 1	ZONE 2	ZONE 3
20048	5	2	8"	\$245.44	\$248.63	\$260.86
30048	5	3	8"	340.44	344.58	363.18

Use 1606 Insulator—Refer to Page 000 for Price

Line Type

30644	5	3	4"	\$335.90	\$347.92	\$361.94
20648	5	2	8"	335.90	347.92	361.94
30648	5	3	3"	463.40	481.46	502.46
40648	5	4	8"	605.02	629.56	658.18

Use 355 Insulator—Refer to Page 112 for Price

SAGGER BRACKETS

Sagger brackets are in reality a single point sec. rack which may be used at any desired spacing and in whatever numbers req.

Nos.	Brkt.	Insul.	Std. Pkg.	Prices Less Insulators Per 100 Pieces Std. Pkg. Quantities		
				ZONE 1	ZONE 2	ZONE 3
710	710	355 DP	25	\$160.22	\$164.96	\$170.50
720	710	455 WP	50	176.24	181.44	187.54

THIMBLE CLEVISES



5/8" Opening

5/8" Cotter Bolt



No. 673

No. 655



No. 674

Nos.	Std. Pkg.	Prices Per 100 Pieces Std. Pkg. Quant.		
		ZONE 1	ZONE 2	ZONE 3
655	50	\$ 96.08	\$ 96.98	\$101.04
673	50	86.06	86.82	90.28
674	25	161.64	164.60	168.04

WIRE STRINGING PULLEYS



No. 1240

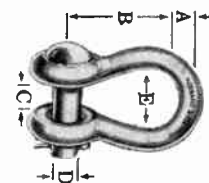
Malleable Iron
Body fits over
Standard 1"
Lead Thread



No. 1243

1/16" Hole

Nos.	Use	Std. Pkg.	Net Each
1240	For Pins	1	\$9.00
1243	For Susp.	1	9.50



DROP FORGED CLEVISES

Prices Per 100 Pieces
in Std. Pkg. Quantities

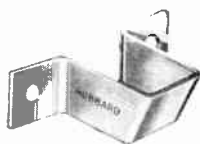
Hub Nos.	OB Nos.	Std. Pkg.	ZONE 1	ZONE 2	ZONE 3
6801	13722	100	\$105.94	\$107.64	\$109.66

For Zone Designations Refer to Page 110

BRACKET STRAPS



8068



8069

Nos.	Size	Used	Price Per 100 Pcs. in Std. Pkg. Quantities		
			Zone 1	Zone 2	Zone 3
8067		Top	\$17.54	\$17.74	\$18.60
8068		Bottom	14.28	14.40	14.92
8069		Top	17.54	17.74	18.60

R. T. A. Item M. A.

SPAN CLAMPS

Nos.	Dia. No.	Price Per 100 Pieces in Std. Pkg. Quantities		
		Zone 1	Zone 2	Zone 3
8908	869	\$57.96	\$58.42	\$59.38

R. T. A. Item N. S.



DEAD END BRACKETS

Nos.	Price Per 100 Pieces in Std. Pkg. Quantities		
	Zone 1	Zone 2	Zone 3
2944	\$38.52	\$40.42	\$41.68

R. E. A. Item M. T.



ANGLE SCREWS

Nos.	Hub Dia.	Size	Length Screw	Shank	Price Per 100 Pcs. in Std. Pkg. Quantities		
					Zone 1	Zone 2	Zone 3
8093	840	5/16"	1 3/4"	2 1/4"			

R. T. A. Item M. O.

TRANSPOSITION BRACKETS




No. 9277



No. 9278

Nos.	Price Per 100 Pieces in Std. Pkg. Quantities		
	Zone 1	Zone 2	Zone 3
9277	\$ 95.60	\$ 97.72	\$106.88
9278	154.84	157.06	167.02

R. T. A. Item M. C.



KEARNEY DROP WIRE CLIPS

This fold-over clip which can be hung over any type hook, provides a perfect carrier for any type of insulated wire. Saves wear on wire and time on installation.

1 to 500, per 100..... \$18.00
Over 500, per 100..... 17.10



DRIVE HOOKS

Nos.	Price Per 100 Pieces in Std. Pkg. Quantities		
	Zone 1	Zone 2	Zone 3
1316	\$25.74	\$25.94	\$26.84

R. T. A. Item M. G.

INSULATED SCREW EYES



Dia. Nos.	Eye	Shank	Per 100
830	5/8"	1"	\$15.40
832	1"	1 1/8"	25.90

STRAND CONNECTORS



Nos.	Price Per 100 Pieces in Std. Pkg. Quantities		
	Zone 1	Zone 2	Zone 3
8900	\$368.76	\$373.46	\$383.18

R. T. A. Item N. J.

ANGLE-SCREW BRACE DRIVERS



A forged steel holding tool that fits in any carpenter's brace, with a rounded angle opening that holds an ordinary 5/16" angle screw snugly for driving. A great time saver, and more than worth the price.

Nos.	Each
727	Angle Screw Driver \$2.50

CORNER SUSPENSION CLAMPS



Nos.	Price Per 100 Pieces in Std. Pkg. Quantities		
	Zone 1	Zone 2	Zone 3
8902	\$296.54	\$299.54	\$312.98

R. T. A. Item M. Z.

BRIDLE RINGS, WOOD SCREW TYPE

Nos.	Style	Eye In.	Shank In.	Requires Size Anchor	Per 100	
					Galv.	Enamel
810	A	1 5/8	1 1/4	10-14x1	\$ 9.58	\$24.00
812	C	1 1/4	1 1/4	10-14x1	8.26	21.40
814	E	5/8	7/8	10-14x3/4	3.24	14.00
816	F	3	1 7/8	16-18x1 1/2	35.20	55.00

STRAND GROUND CLAMPS



Nos.	Price Per 100 Pieces in Std. Pkg. Quantities		
	Zone 1	Zone 2	Zone 3
8956	\$80.18	\$81.24	\$82.42

R. T. A. Item M. L.

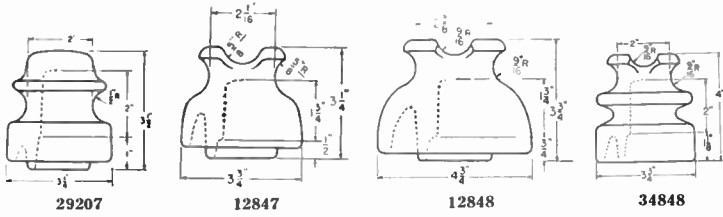
DRIVE RINGS

Nos.	Eye	Length	Per M
801	1/2	2 1/16	\$14.00
802	5/8	2 1/4	24.00
803	7/8	2 9/16	34.00

All Items on This Page—Cash Discount 1%

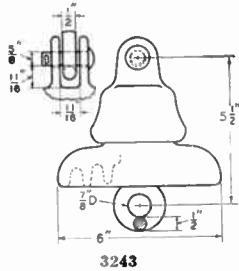
St L 115

OHIO BRASS PORCELAIN INSULATORS



SKIRT TYPE			
Nos.		Voltage	Per 100
9953	Top Groove	7200	\$ 48.06
29207	Side Groove	1300	39.16
*12847	Top Groove	4000	44.50
*12848	Top Groove	13800	64.08
12849	Top Groove	13800	106.80
KING PIN TYPE			
34847	Top Groove	7200	44.50
34848	Top Groove	13500	64.08
34849	Top Groove	13200	106.80
34851	Top Groove	13200	178.00

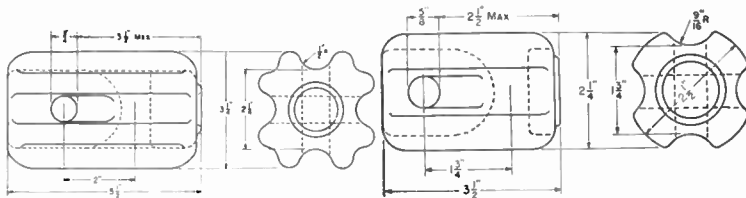
*R. E. A. Item A.



Suspension Type			
Nos.	Diam. Voltage	Strength Lbs.	Per 100
*32433	6	10,000	\$325.00
32435	7 1/2	15,000	455.00

*R. E. A. Item K.

OHIO BRASS PORCELAIN STRAIN INSULATORS

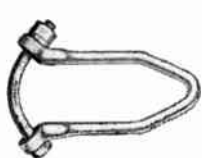


No. 31351—Multi-Fin Type		No. 31502—Standard Type			
Nos.	Length In.	Diam. In.	Hole In.	Strength Lbs.	Per 100
*31350	3 1/2	2 3/8	9/16	10,000	\$ 50.40
31351	5 3/8	3 1/4	3/4	12,000	92.40
31352	6 3/4	3 1/2	1	20,000	141.12

STANDARD TYPE—WET PROCESS

Nos.	Length In.	Diam. In.	Hole In.	Strength Lbs.	Per 100
31502	3 7/16	2 1/2	5/8	10,000	\$ 50.40
31504	4 1/8	2 7/8	7/8	12,000	62.16
31506	5 1/2	3 3/8	1	20,000	92.40

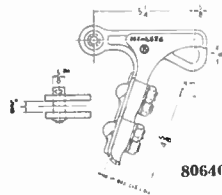
HUBBARD CLEVISES FOR STRAIN INSULATOR



Nos.	For Insul No.	Eastern Zone	Per 100 Central Zone	Western Zone
831 1/2	31351	\$131.54	\$132.58	\$137.22
832	31352	132.18	133.30	138.28

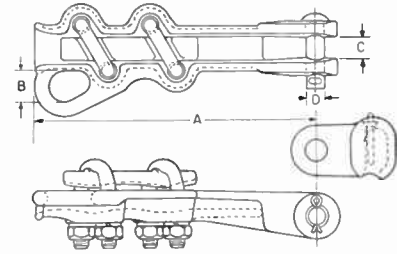
Refer to Page 110 For Zone Designation.

OB HI LITE STRAIN CLAMPS



Malleable Iron			
Nos.	Conductor Min. In.	Size In. Max. In.	Per 100
80640	.30	.60	\$ 936.00
80645	.48	.84	1157.00

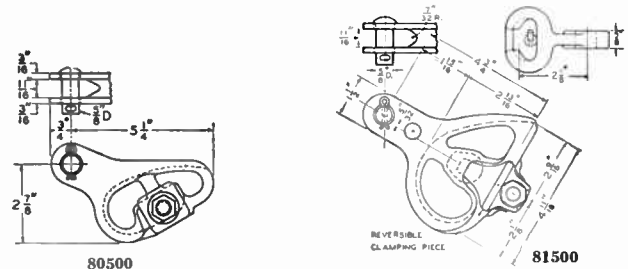
OB STRATELINE CLAMPS



Nos.	Cond. Size		Ultimate Strength Pounds	Per 100
	Min. In.	Max. In.		
87652	.15	.37	7000	\$260.00
87662	.30	.60	8000	377.00
87672	.46	.86	8000	481.00
87682	.65	1.25	8000	617.50
87692	.82	1.55	10000	715.00

OHIO BRASS STRAIN OR DEAD END CLAMPS

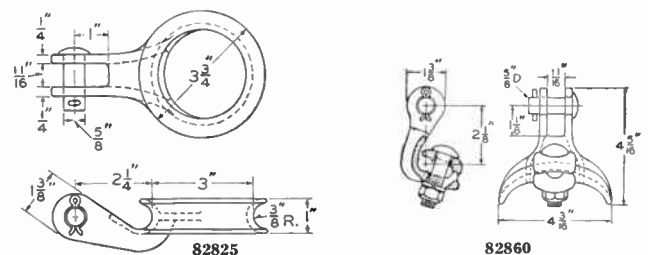
MALLEABLE IRON



Nos.	Wire Diameter	Strength	Per 100
*80500	.125 to .350	8,000 lbs.	\$169.00
*81500	.160 to .437	10,000 lbs.	234.00
78500	.160 to .550	14,000 lbs.	273.00

*R. E. A. Item L.

D. E. THIMBLES & SUSPENSION CLAMPS

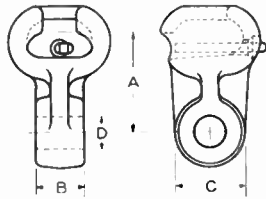


Nos.		Per 100
80425	D. E. Thimble	\$143.00
†82825	D. E. Thimble	143.00
*82860	Suspension Clamp	169.00

*R. E. A. Item M.
†R. E. A. Item C. I.

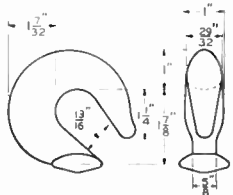
GraybaR

O. B. SOCKET EYES



Nos.	Dimensions In.				Per 100
	A	B	C	D	
4550	2 1/8	3/4	1 1/2	1/16	\$91.00
4690	2 5/8	3/4	2	15/16	\$93.80

O. B. BALL HOOKS



Nos.	Per 100
3900	\$78.00

CHANCE 8-WAY EXPANDING ANCHORS



Eight steel blades that expand to form a square distribute the load evenly all the way around the Anchor. No non-holding areas between blades. Base plate is provided with blade stop which causes Anchor to expand in a cone shape which has proven advantages over flat expanded Anchors.

Nos.	Hole Size In.	Area	Rod Dia. In.	Less Than 100 Each	100 or More Each
88100	8	100 Sq. in.	5/8 3/4	\$3.88	\$3.70
88115	8	115 Sq. in.	5/8 3/4	4.26	4.00
88135	8	135 Sq. in.	3/4	4.94	4.70
1082	10		1	8.96	8.50

CHANCE BONDING CLAMPS



Nos.	Eastern	Central	Western
G5060—Single Eye	\$38.16	\$38.44	\$38.82
G5061—Twin Eye	47.04	75.24	77.24

CHANCE PROTECTED CONNECTION (PC) HOT LINE CLAMPS



Cat. suffix letters indicate use — Line Connector is given first followed by tap conductor.

A — Aluminum, C — Copper.

51530AC

Nos.	Conductor Size, In. Line		Tap		1-99	100-Over
	Min.	Max.	Min.	Max.		
S1530AC	.16	.744	.16	.53	\$2.92	\$2.64
S1530CC	.16	.744	.16	.53	3.22	2.98
S1540AC	.50	.103	.195	.645	6.66	6.06
S1540CC	.50	.103	.195	.645	7.64	6.94

CHANCE GENERAL PURPOSE HOT LINE CLAMPS



A — Aluminum, C — Copper.

S1725

Nos.	Conductor Size, In. Line		Tap		1-99	100-Over
	Min.	Max.	Min.	Max.		
S1725CC	.165	.44	.10	.32	\$1.92	\$1.74
S1730AC	.195	.64	.13	.53	2.24	2.04
S1730CC	.195	.64	.13	.53	2.54	2.30
S1725GP	.165	.44	.10	.32	2.02	1.84
S1730GP	.195	.64	.13	.53	2.64	2.40

CHANCE SCREW ANCHORS

"No-Wrench Type"



4345


Nos.	Size In.	Area In.	Rod In.	Length In.	1-99	100-Over
4345	4	12 1/2	3/4	54	\$ 4.20	\$ 3.90
6346	6	28	3/4	66	6.26	5.60
816	8	50	1	66	10.64	10.00

GraybaR



The GraybaR Tag is symbolic of that integral part of business and living—Distribution; more goods available for more people, conveniently and at lower cost. In this case, it is representative of over 100,000 electrical items, manufactured by over 200 reputable manufacturers and distributed through GraybaR to over 50,000 customers.


**NICOPRESS SPLICING UNITS
FOR ALUMINUM CABLE — STEEL REINFORCED**



Splicing unit consists of two sleeves, one Galvanized Steel Core and one overall Aluminum Sleeve.

Nos.	Size	Use in Hand Tool No.	Per 100		
			1 to 99	100 to 500	500 and over
Tangerine	4 7/1	51-Orange	\$156.00	\$148.20	\$140.40
Peach	2 6/1	51-Peach	158.60	150.68	142.74
Pear	2 7/1	51-Peach	158.60	150.68	142.74

NICOPRESS SPLIT REPAIR SLEEVES



For A.S.C.R.


Nos.	Length	Size	Standing	Use In Tool No.	Per 100		
					1 to 99	100 to 500	500 or over
AR-4	12"	4	6/1 and 7/1	51 Orange	\$54.60	\$51.86	\$49.14
AR-2-1	12"	2	6/1 and 7/1	51 Peach	65.00	61.74	58.58

**NICOPRESS SLEEVES FOR SOLID
COPPER WIRE**



Nos.	Size Gauge B. & S.	Use in Tool Groove	Per 100		
			1 to 99	100 to 500	500 and over
1-080 C	12	C	\$ 8.16	\$ 7.42	\$ 6.68
1-080 D	12	D	14.24	12.96	11.66
1-102 C	10	C	9.52	8.66	7.80
1-114 D	9	D	14.26	12.98	11.68
1-128 J	8	J	18.54	17.62	16.68
1-162 J	6	J	18.54	17.62	16.68
1-204 P	4	P	33.68	32.00	30.32
1-204 M	4	M	33.68	32.00	30.32

**NICOPRESS SPLICING SLEEVES FOR
COPPERWELD-COPPER CONDUCTORS**



Nos.	Size an	Use in Tool Groove	Per 100		
			1 to 99	100 to 500	500 and over
1-8A-P	8 A	P	\$48.74	\$46.32	\$43.86
1-6A-P	6 A	P	53.68	51.00	48.32
1-4A-X	4 A	X	71.50	67.92	64.34

PRODUCTS NOT LISTED

Many items distributed by Graybar are not listed in this condensed catalog. In all, we distribute more than 100,000 electrical items. If you do not see what you need, ask for further information and we will see that you get it promptly.

**TYPE 51 NICOPRESS TOOLS
FOR A. C. S. R.**



Length 18". Weight 4 lbs.

Nos.	Code	Each
51	Orange Tool	\$33.00
51	Peach	33.00

TYPE No. 53 NICOPRESS TOOLS



Length 19". Weight 4 1/2 lbs.

Nos.	Grooves	Each
53-XPJ	X-P-J	\$35.20

No. 41-MJ NICOPRESS TOOLS



Length 15". Weight 3 lbs.

Nos.	Grooves	Each
41-MJ	M-J	\$31.90

NICOPRESS CODE

The first figure signifies the material of which the sleeve is made (Except Aluminum).

- 1 — Copper
- 2 — Galv. Copper
- 3 — Bronze
- 4 — Galv. Bronze
- 5 — Galv. Steel

Nicopress Dead-Ends, Repair Sleeves and Nicotaps have a prefix as follows:

- 9 for Offset Dead-End,
- R for Repair Sleeve,
- T for Nicotap.

Graybar

Graybar

Graybar

GrAYBAR

NICOPRESS SLEEVES

FOR GALVANIZED TELEPHONE LINE WIRE



Wire Size BWG	For	Tool Groove	Nos.	Per 100
14	BB	C	5-083C	\$10.84
12	BB Galv. Bronze	C	4-109C	9.44
12	BB Galv. Steel	C	5-109C	11.58
12	HTL85	D	5-109D85	15.60
12	HTL-135	D	5-109D135	18.20
12	HTL-190	G	5-109G190	25.36
12	Rusty	C	2-102C	9.44

REPAIR SLEEVES 7 1/2" LONG

12	BB	C	R4-109C	23.54
----	----	---	---------	-------

FOR COPPERWELD LINE WIRE

Diam. In.	Tool Groove	Nos.	Per 100
.080	D	1-080D	\$12.98
.104	J	1-102J	18.54
.102 .104	D	3-102D	14.02

FOR BARE COPPER TELEPHONE WIRE

BWG	Wire Size B&S	Tool Groove	Nos.	Per 100
14	12	C	1-080C	\$7.42
12	10	C	1-102C	8.66

FOR DROP BRIDLE, AND INSIDE WIRE

200 per box

Size			Nos.	Per 100
19, 20, 22	Copper	A	3-036A	\$3.90
17, 18	C. W. Copper	B	3-045B	3.90

NICO-TAP CONNECTING SLEEVES



Nico-tap sleeves are split, there is no need of cutting the line to make connection.

Wire Size	Tool Groove	Nos.	Per 100
12 to 12	D	T2-109D	\$19.12
12 to 17	D	T2-109X045D	27.36
17 to 17	B	T2-045B	7.16
.104 to .080	D	T1-102X080D	26.00
.109 Iron to .080 Copperweld	D	T2-109X083D	27.36
.109 Iron to .104 Copperweld	D	T2-109D	19.12

NICOPRESS SLEEVES FOR SPINNING WIRE

- .091 aluminum alloy spinning wire.
- .091 galv. steel spinning wire.
- .091 copperweld spinning wire.

Nos.	Groove	Per 100
2-091 D 3/4"	D	\$12.98
2-091 C 3/4"	C	8.66

All Items on This Page—Cash Discount 1% Except Reliable Dead-Ends—Net.

NICOPRESS TOOLS



No. 17-2 FOR INSULATED WIRE

No. 17-2—Has one notch for drop wire, and one smaller one for 19 to 22 gauge copper wires. 8" long, wt. 9 oz. Groove "A"—"B". Each...\$5.50



No. 31-DC—Has two grooves—one for all regular "C" sleeves and the other for all "D" sleeves. Tool is 11 inches long. Weighs 2 pounds.

No. 31-DC	Two Groove Tool	Each \$17.60
No. 31-DJ	Same, for "D" and "J" Sleeves	17.60
No. 41-GD	For "G" and "D" Grooves	31.90

NICOPRESS OFFSET DEAD-END SLEEVES FOR GALV. TEL. WIRE



Wire Size BWG	Tool Groove	Nos.	Per 100
14 BB	C	95-083C	\$18.98
12 BB	C	94-109C	16.52
12 HTL-85	D	95-109D85	27.30
12 HTL-135	D	95-109D135	31.86
12 HTL-190	D	95-109D135	31.86

FOR COPPERWELD

.080	D	91-080D	22.70
.104	J	91-102J	32.44

FOR COPPER CONDUCTORS

Gauge B&S	Groove	No.	Per 100
12	C	91-080C	\$12.98
10	C	91-102C	15.16
9	D	91-114D	15.16
8	J	91-128J	30.86
6	J	91-162J	30.86

RELIABLE SQUEEZ DEAD-ENDS



These are half-round stainless steel high tension wires compressed in one-half of a standard sleeve as illustrated. Other half of sleeve is open for conductor and is compressed with any standard tool.

Nos.	Wire Size	Die Groove	Less Than 100	100 or More
DE-12-C-4	12 BWG-BB	C	\$39.12	\$35.56
DE-12-C-5	12 BWG-BB & 85	C	46.44	42.22
DE-12-D-5(85)	12 BWG-85	D	51.32	46.66

GrAYBAR

GrAYBAR



SPLIT BOLT CONNECTORS
FOR COPPER AND COPPERWELD WIRES

Nos.	Max. Wire Size			Std. Pkg.	Broken Package	Std. Pkg.
	AWG Solid	AWG Strand	Copper-weld			
*9F	9	10		100	\$ 25.60	\$ 24.32
9FB (washer)	9	10		100	25.56	25.24
8F	7	8		100	33.34	31.68
8FB (washer)	7	8		100	34.98	33.24
6F (2 or 3 wire)	6	8	8A	100	36.78	34.94
4F (2 or 3 wire)	4	5	6A	100	44.84	42.60
230	3	4	5A	100	44.84	42.60
2F	2	3	4A	100	63.22	60.06
1.260 (3 wire)	2	3	4A	100	67.36	64.00
1F	1/0	1	3A	100	68.98	65.54
1/OF	2/0	1/0	2A	50	91.98	87.38
418	3/0	2/0		25	151.76	144.18
528	4/0	4/0		25	257.58	244.70
679		350MCM		12	526.36	500.04
813		500MCM		12	683.62	649.44
996		750MCM		6	1315.28	1249.52
1152		1000MCM		6	1788.40	1698.98



PLATED SPLIT BOLT CONNECTORS WITH SPACER

An All Purpose Connector for copper to copper, steel to copper and copper to aluminum.

Nos.	Max. Wire Size				Std. Pkg.	Broken Pkg.	Standard Pkg.
	Steel BWG		Alum. or Copper AWG				
9FGB		12		9	100	\$35.68	\$33.90
8FGB		10		7 8	100	38.42	36.50
6FGP		8		6 8	100	44.14	41.94
4FGP	6	6	8	4 5	100	53.78	51.10
2FGP	4	4	6 1/4"	2 3	100	76.00	72.20



FLIP-ON CLAMPS

For ACSR Over Armor Rods, or Steel to Copper Taps.

Nos.	Wire Size				Copper Max.	Copper Min.	Tap Side Size Inches Max.	Tap Side Size Inches Min.	Std. Pkg.	Broken Pkg.	Per 100 Std. Pkg.
	ACSR Max.	Over Armor Min.	Size In. Min.	Size In. Max.							
438ALC			1/16	1/4	2	10	3/8	1/8	50	\$ 76.66	\$ 72.82
555ALC	4	8	1/2	3/8	4	12	1/4	5/64	50	76.66	72.82
600ALC										76.66	72.82
744ALC	1/0	4	3/4	7/16	1/0	6	3/8	3/16	25	133.56	117.88



SERVICE ENTRANCE CONNECTORS
FOR COPPER

Nos.	Wire Size Max.	AWG Min.	Standard Package	Broken Pkg.	Per 100 Std. Pkg.
68	6 Str.	10 Sol.	200	\$18.52	\$17.60
46	4 Str.	8 Sol.	200	24.08	22.88

STRAIGHTLINE SPLICES

FOR COPPER WIRES



Nos.	Max. Wire Size AWG			Standard Package	Per 100	
	Solid	7 or 19 Strand	3 Strand		Less than Std. Pkg.	Std. Pkg.
61	6	8		50	\$100.52	\$ 95.50
41	4	6	6	50	127.86	121.46
47	3	4	3 No. 10	50	150.48	142.96
21	2 & 3	3	4	50	150.48	142.96
27	1	2	3	25	181.02	171.96
101	1/0	1	2	25	214.92	204.18
107	2/0	1/0	1	25	237.56	225.00
207	3/0	2/0	1/0	25	271.46	257.88

STRAIGHT-THRU DEADENDS

LONG CLEVIS TYPE
FOR COPPER WIRES



Nos.	Max. Wire Size AWG			Standard Package	Per 100	
	Solid	7 or 19 Strand	3 Strand		Less than Std. Pkg.	Std. Pkg.
61LD	6	8		50	\$205.92	\$195.62
41LD	4	6	6	50	214.92	204.18
47LD	3	4	...	25	240.12	228.12
21LD	2 & 3	3	4	25	240.12	228.12
27LD	1	2	3	25	326.26	309.94
101LD	1/0	1	2	25	367.98	349.58
107LD	2/0	1/0	1	25	367.98	349.58
207LD	3/0	2/0	1/0	10	379.52	360.54

STRAIGHT-THRU DEADENDS

FLEXIBLE CLEVIS TYPE
FOR COPPER WIRES



Nos.	Max. Wire Size AWG			Standard Package	Per 100	
	Solid	7 or 19 Strand	3 Strand		Less than Std. Pkg.	Std. Pkg.
61FD	6	8		50	\$162.04	\$153.94
41FD	4	6	6	50	188.96	179.52
47FD	3	4	...	25	241.18	229.12
21FD	2 & 3	3	4	25	241.18	229.12
27FD	1	2	3	25	252.50	239.88
101FD	1/0	1	2	25	304.30	289.08
107FD	2/0	1/0	1	25	309.30	293.84
207FD	3/0	2/0	1/0	10	454.78	432.04
307FD	4/0	3/0		10	571.74	543.16
407FD		4/0		10	571.74	543.16




SNUB DEADENDS

FOR ACSR

Nos.	Wire Size Max.	A.C.S.R. Min.	Std. Pkg.	1 to 499	500 or More
420	2	4	25	\$284.20	\$270.00
9054		Pulling Hook		70.00	66.50

Graybar

LEICH TELEPHONES



This phone can be used on wall or desk. Buy magneto type now and easily convert to common battery or dial later using same instrument.

Nos.	Ringer	Each
901-1000	1000 OHM	\$64.10
901-1600	1600 OHM	64.50
901-2500	2500 OHM	67.60


CONNECTING BLOCKS

	Each
42A-9 Connecting Block	\$0.70

PROTECTORS



No. 100011



No. 472-1582

Nos.	Station Type	Each
60AP	With carbon blocks	\$2.90
98A	With carbons and fuses; lots of 6, 1.60	4.75
1093CW	Outdoor Type, Includes No. 98A Prot. and No. 93 CW Mounting; lots of 15	8.40
1000H	Reliable, carbons and fuses, outdoor type	4.00
	Lots of 25 to 99	3.80
472-1582	Cook Type 0-7, carbons and fuses, outdoor type, lots of 25 to 99	1.80
516-1	Cook type RO Protector less type H20 unit	3.00
	In lots of 25 to 99	2.90
506-1850	Cook type H20 unit with No. A7 fuse and blocks	3.00

FUSES


Nos.	Type	Each
11C	Fuse for No. 98 prot. 5 to 7 amp.	\$0.48
	In lots of 10	.44
7A	Fuse for W. E. Exch. Prot. 5 amp.	.80
	In lots of 10	.70
7T	Fuse for W. E. Cable Ter. 7 amp.	.96
	In lots of 10	.88
77L	Ceramic Fuse for 1000H Prot.	.38

All Items on This Page—Cash Discount Net

AUXILIARY RELAYS

	Each
4AXX56H3 Auxiliary Signaling relay to operate a 115 volt A.C. 10 amp. bell or horn as an extension signal from a magneto or com. batt. line. With condenser, 9500 ohms impedance	\$33.60
4HXX56W6 With Weatherproof enclosure	60.00

STEWART LINEMEN'S HEAVY DUTY TEST SET



Tells which way and how far trouble is without opening line or cutting wire. Equipped with detector coil and receiver and is light in weight. Works on bare or insulated wire. Leather cover and strap included.

Each \$128.00

STEWART MIDGET DETECTOMETERS



Measures resistance, detects shorts, grounds, etc. Has 10,000 ohm top scale and can be supplied for 1.5 volt or 60 volt. Meter is jeweled, precision made. Uses ordinary flashlight batteries and is compact and light-weight.

Model	Volts	Each
D1-1.5	1 1/2	\$32.00
D1-60	60	34.00

STEWART CABLE TESTERS

Locates shorts, crosses, grounds and wet spots right to the inch. Trouble that might ordinarily take hours to find can be located with the Stewart Cable Tester in only a few minutes. This highly reliable instrument is the only one of its kind having an exploring coil which is neutral to the tone on the sheath. This feature is absolutely necessary to locate water trouble. Valuable tone test feature can be used to "tone" out cables and tag splices. Complete information on request.

Model L Each \$144.00

W. E. LINEMAN'S HAND SETS

With soft rubber handle, for installers and repairman's use includes cord and test clips.


Nos.	Each
1011AW For Common Battery Service	\$56.20
1011CW With Standard Size Dial	82.34

W. E. CABLE TERMINALS, OUTDOOR TYPE

Nos.	Type	Pair	Cable Stub Length, Ft.	Each
NC10	Protected	10	5 1/2	\$ 51.90
NC16	Protected	16	5 1/2	71.80
NC26	Protected	26	5 1/2	118.00
NF10	Unprotected	10	5 1/2	25.70
NF16	Unprotected	16	5 1/2	31.30
NF26	Unprotected	26	5 1/2	54.60
	For Pole Mtg. Order 45A Bracket.			2.00

Graybar

**CORDLEY-HAYES
WATER COOLERS**



Standard Bubbler Type



Model G-3



Model HJ-6 for Children

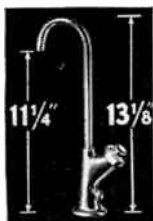
UL approved. Meet exacting municipal refrigeration-plumbing code requirements. 19 gage cabinet, electro-galvanized, "phosphorized" after forming. Hammerloid gray finish. Stainless steel top. All bubbler models (except H-4) have stainless steel storage tank (approx 1 gal.) and copper pre-cooler with coils externally bonded, provision on top for gooseneck glass filler, and extra outlet on back for remote bubbler. Twist-proof female pipe connections. Fully sealed, silver soldered, hermetic refrigeration system. Gallons per hour rating is based on 90° room temp, 80° inlet water, 50° drinking water.

For AC-115-1-60; or with transformer for AC-115-1-150, or AC-1-230-50/60. Other models for DC or 25 cycle power supply.

Model	Gal. Per Hr.	Control	Condenser	Each
G-3	2.7	Hand	Air Cooled	\$331.66
H-4	4.0	Hand	Air Cooled	338.32
HJ-6	6.0	Hand	Air Cooled	356.98
H-6	6.0	Hand	Air Cooled	352.98
F-6	6.0	Foot	Air Cooled	352.98
H-10	9.5	Hand	Air Cooled	387.62
F-10	9.5	Foot	Air Cooled	387.62
*F-10WE	10.3	Foot	Water Cooled	539.46
F-20	20.5	Foot	Water Cooled	505.48

*Expl. proof-listed for Class I—C & D & Class II—F & G.
NOTE: Hand control kits available for F-6, F-10 & F-20 models.


ACCESSORIES



GF500



GF700




GF610



9-20

No.	Each	No.	Each
GF500	Glass Filler \$16.30	GF610	Glass Filler \$19.30
GF700	Glass Filler 21.00	9-20	Bubbler 56.60

TELECHRON CLOCKS



For indoor use. Alternating current. Self-starting synchronous motor. Surface type, round plastic case with brown mahogany finish. The dial has black characters on a white background. Equipped with cord and plug.


Model	Dial. In.	O.D., In.	Each
1H1308	8	10 7/8	\$13.44
1H1312	12	15 3/8	16.14

Subject to Federal Jeweler's Tax when not sold for resale.

ELECTRONIC TUBES

A complete line of Machlett, General Electric and Western Electric electronic tubes including broadcast, communication and industrial power types, high vacuum and mercury rectifiers, control types including thyratrons and ignitions, receiving, miniature and other special types.

BROADCAST, COMMUNICATION AND INDUSTRIAL



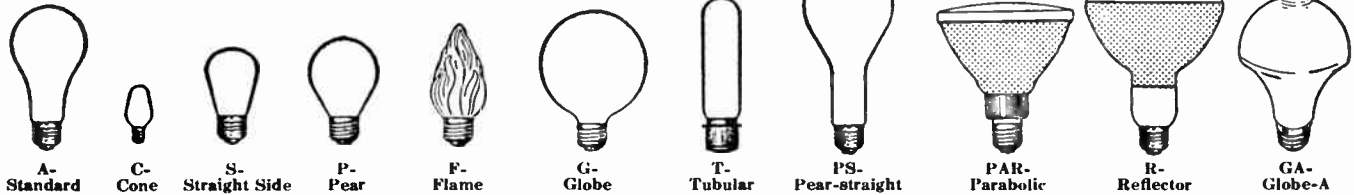
Machlett Tubes	W. E. Tubes	
833A	2C51	310A
242C	6AS6	313C
357B	120A	328A
298A	121B	329A
880	403B	333A
892	245A	348A
892R	247A	349A
889A	249B	350A
889A/RA	259A	350B
5530	262B	351A
5604	271A	352A
5658	274A	393A
6256	287A	412A
5667	300B	417A
5666	301A	423A

GENERAL ELECTRIC RECEIVING TYPE TUBES

Type	Each	Type	Each	Type	Each	Type	Each
1A5G	\$2.40	6AX5GT	\$2.00	*6SJ7	\$2.00	12AX7	\$2.55
1A7G	2.40	6BA6	1.95	*6SK7	1.90	12BA6	1.95
1C7G	3.35	6BC5	2.00	6SL7GT	2.65	12BA7	2.50
1X2A	2.60	6BE6	2.05	6SN7GTA	2.35	12BD6	2.00
5U4G	1.75	6BG6G	5.20	6SQ7GT	1.75	12BE6	2.05
5V4G	2.65	6BH6	2.10	6T8	3.05	12BH7	2.75
*5W4	1.65	6BJ6	2.10	6U5/6G5	2.30	12J5GT	1.80
5X4G	2.00	6BQ6GT	3.80	*6V6	4.75	12SK7GT	1.85
5Y4G	1.70	6BQ7A	3.45	6V6GT	2.00	12SN7GT	2.35
5Y4GT	1.15	6BX7GT	3.40	6W4GT	1.90	*12SQ7	1.70
5Z3	2.00	6BZ7	3.80	6W6GT	2.40	12SQ7GT	1.60
*5Z4	3.30	6C4	1.60	6X4	1.50	*12SR7	2.10
*6A8	2.65	6C5G	1.65	6X5GT	1.55	12SR7GT	2.00
*6AC7/1852	3.35	6C8G	3.90	6Y6G	2.55	14A7/12B7	2.20
6AF4	3.60	*6F5	2.10	7A4/XXL	2.00	25W4GT	2.05
6AK5	4.35	6F6G	2.00	7A8	2.10	25Z5	1.80
6AK6	2.55	6F8G	3.90	7N7	2.35	25Z6GT	1.95
6AL5	1.75	6H6G	1.65	12A8GT	2.75	35B5	2.05
6AQ5	2.05	*6J5	1.70	12AL5	1.80	35C5	2.05
6AQ6	1.85	6J6	2.50	12AT6	1.65	35L6GT	1.90
6AR5	1.80	6J7G	2.50	12AT7	2.85	35Z5GT	1.40
6AS5	2.10	6K6GT	1.80	12AU6	1.85	50A5	2.20
6AT6	1.65	*6K7	2.10	12AU7	2.40	50B5	2.05
6AU6	1.85	6L6G	3.20	12AV6	1.60	50C5	2.05
6AV6	1.60	*6N7	2.95	12AV7	2.90	50L6GT	1.90
6AX4GT	2.50	6S4	1.90	12AW6	2.65	80	1.55

*Metal types.

BULB SHAPES



ORDERING NUMBERS—VOLTAGE

Order by lamp ordering number. This number, besides being positive identification of the lamp wanted, also generally reveals some of the following information: — wattage, bulb shape (by the above letters), bulb diameter in eighths of an inch, color, or other description. Voltage must be specified on most large lamps except Fluorescent, Sun, Mercury, and special types. 120-volt lamps are commonly the standard and closest to the actual voltage of electric current supplied in most areas, and hence the most efficient. 115-volt and 125-volt lamps are available. 230-volt and 250-volt lamps are also available in 25-, 50-, 100-, 200-, and a few other larger sizes.

TO ORDER COLORED LAMPS

In ordering colored incandescent lamps, or fluorescent lamps of different

tints or colors, substitute the correct color symbol in the ordering number in place of the code symbol such as ①, ②, etc.

For different lamps the available colors vary. In each case the color symbols of all available colors are given.

COLOR SYMBOLS—INCANDESCENT

Color symbols used for incandescent lamps:— (AO) amber-orange, (B) or (CB) blue, (D) inside frosted daylight, (EM) emerald, (DCL) clear daylight, (FT) or (CFT) flament, (G) or (CG) green, (MB) moonlight blue, (O) or (CO) orange, (R) or (CR) red, (R2) rose, (RO) old rose, (SPK) surprise pink, (ST) straw, (V) or (CV) ivory, (W) or (CW) white, (Y) or (CY) yellow.

LARGE INCANDESCENT LAMPS

Lamp Ordering No.	Watts	Bulb	Base	Description	Std. Pkg.	List Price
6S6	6	S-6	Cand.	Clear	240	\$ 0.18
6S14	6	S-14	Med.	Clear	120	.19
6S14/IF				Inside Frosted	120	.19
6S14/①				①Colors: CB, CG, CV, CO, CR, CW, CY	120	.24
7C7	7	C-7	Cand.	Clear	240	.15
7C7/W	115-125V			White	240	.17
7C7/R				Out. ctd. Red	240	.16
7½S/CW	7½	S-11	Med.	White	120	.20
7½S/CR				Red	120	.20
10C7	10	C-7	Cand.	Clear—Pilot	240	.15
10C7DC	115-125V		D.C. Bay.	Clear—Pilot	120	.17
10S11N	10	S-11	Inter.	Clear	120	.17
10S11N/CW				White	120	.22
10S14	10	S-14	Med.	Clear	120	.17
10S14/IF				Inside Frosted	120	.17
10S14/②	10	S-14	Med.	②Colors: CB, CG, CV, CO, CR, CW, CY, CFT	120	.22
10S14/D				Daylight	120	.32
15A15	15	A-15	Med.	Inside Frosted	120	.15
15FC/③	15	F-10	Cand.	③Colors: FT, W, V. Outside coated. Do not use outdoors.	60	.25
15T7DC	15	T-7	D.C. Bay.	Clear—Home Appl.	60	.30
25A	25	A-19	Med.	Inside Frosted	120	.15
25A/CL	25	A-19	Med.	Clear	120	.20
25A/④	25	A-19	Med.	④Colors: B, FT, G, V, O, R, R2, W, Y	120	.21
25F	25	F-15	Med.	Clear	120	.20
25F/⑤	25	F-15	Med.	⑤Colors: FT, W, V. Outside coated. Do not use outdoors.	120	.20
25G18½/W	25	G-18½	Med.	Out. ctd. White	120	.30
25T6½	25	T-6½	Inter.	Clear	60	.41
25T8DC	25	T-8	D.C. Bay.	Clear—Home Appl.	60	.30
25T10	25	T-10	Med.	Clear	60	.27
25T10/IF				Inside Frosted	60	.30
25T10/RFL				Reflector Light I. F.	60	1.00
30/100	30 70 100	A-21	3C. Med.	I. F. Three-Lite	120	.35
40A15/1	40	A-15	Med.	I. F. —Appliance	120	.17
40A15/22	115-125V			Clear— Home Oven	120	.25
40A	40	A-19	Med.	Inside Frosted	120	.16
40T8	40	T-8	Med.	Clear	24	.95
L40	40	T-8	Disc	Clear	24	1.15
L40/IF		Lumiline		Inside Frosted	24	1.20
L40/W or/ST				White or Straw	24	1.20
40T10	40	T-10	Med.	Clear	60	.33
40T10/RFL				Reflector Light I. F.	60	1.00

Lamp Ordering No.	Watts	Bulb	Base	Description	Std. Pkg.	List Price
50A	50	A-19	Med.	Inside Frosted	120	\$0.16
50A/RS				I. F. Rough Service	120	.28
50A/VS				I. F. Vibration	120	.22
50GA	50	GA-25	Med.	I. F. Dec. Enam. Bowl	60	.45
50/150M	50 100 150	PS-25	3C. Med.	I. F. Three-Lite	60	.41
50/150		PS-25	3C. Mog.	I. F. Three-Lite	60	.56
50/150R/W	50 100 150	R-40	3C. Med.	White Indirect Three-Lite	24	1.15
60A	60	A-19	Med.	Inside Frosted	120	.16
60A/W				White	120	.21
60A/D				Daylight I. F.	120	.28
60A/Y				Yellow	120	.22
L60	60	T-8	Disc	Clear	24	1.30
L60/IF		Lumiline		Inside Frosted	24	1.35
L60/W or ST				White or Straw	24	1.35
75A	75	A-19	Med.	Inside Frosted	120	.18
100A	100	A-21	Med.	Inside Frosted	120	.18
100A/W				White	120	.23
100A/RS				I. F. Rough Service	120	.35
100A21/61Y				Yellow	120	.28
100A/D	100	A-23	Med.	Daylight I. F.	120	.35
100A23/28				I. F. Vibration	120	.42
100GA	100	GA-30	Med.	I. F. Dec. Enam. Bowl	60	.60
100/300	100 200 300	G-30	3C. Mog.	White Three-Lite	60	.68
150A	150	A-23	Med.	Inside Frosted	60	.22
150A/CL				Clear	60	.22
150	150	PS-25	Med.	I. F. Clear	60	.23
150/CL				Clear	60	.23
150R/W	150	R-40	Med.	White Indirect-Lite	24	1.05
200	200	PS-30	Med.	Clear	60	.32
200/IF				Inside Frosted	60	.32
200/SBIF				I. F. Silvered Bowl	60	.72
300M	300	PS-30	Med.	Clear (750 hrs.)	60	.40
300M/IF				I. F. (750 hrs.)	60	.40
300	300	PS-35	Mog.	Clear (1000 hrs.)	24	.65
300/IF				I. F. (1000 hrs.)	24	.70
300/SBIF				I. F. Silvered Bowl	24	1.30
500	500	PS-40	Mog.	Clear	24	.95
500/IF				Inside Frosted	24	1.00
500/SBIF				I. F. Silvered Bowl	24	1.75
750	750	PS-52	Mog.	Clear	6	2.90
750/IF				Inside Frosted	6	3.05
750/SBIF	750	PS-52	Mog.	Silvered Bowl	6	4.75
1000	1000	PS-52	Mog.	Clear	6	3.10
1000/IF				Inside Frosted	6	3.30
1000/SBIF	1000	PS-52	Mog.	Silvered Bowl	6	5.00
1500	1500	PS-52	Mog.	Clear	6	4.75

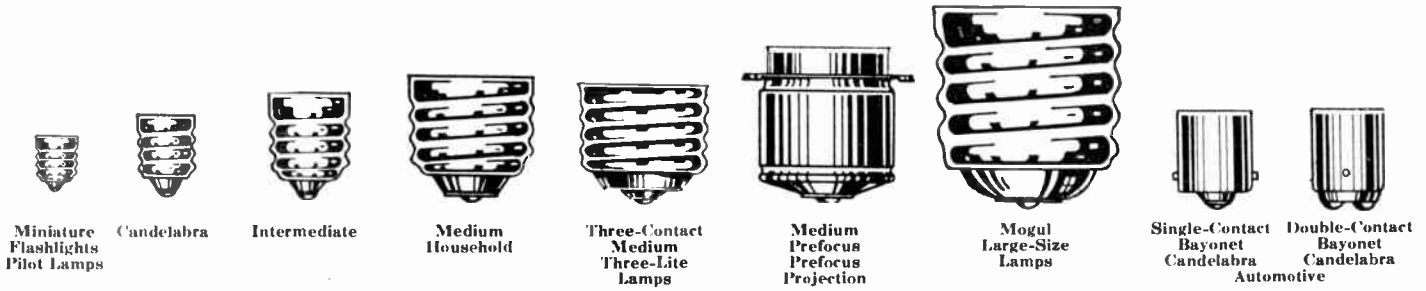
All Items on This Page—Cash Discount 2%

GRAYBAR

GRAYBAR

GRAYBAR

COMMON LAMP BASES



Graybar

ORDERING NUMBERS—VOLTAGE

Order by lamp ordering number. This number, besides being positive identification of the lamp wanted, also generally reveals some of the following information: — wattage, bulb shape (by the above letters), bulb diameter in eighths of an inch, color, or other description. Voltage must be specified on most large lamps except Fluorescent, Sun, Mercury, and special types. 120-volt lamps are commonly the standard and closest to the actual voltage of electric current supplied in most areas, and hence the most efficient. 115-volt and 125-volt lamps are available. 230-volt and 250-volt lamps are also available in 25-, 50-, 100-, 200-, and a few other larger sizes.

TO ORDER COLORED LAMPS

In ordering colored incandescent lamps, or fluorescent lamps of different

tints or colors, substitute the correct color symbol in the ordering number in place of the code symbol such as ①, ②, etc.

For different lamps the available colors vary. In each case the color symbols of all available colors are given.

COLOR SYMBOLS—INCANDESCENT

Color symbols used for incandescent lamps:— (AO) amber-orange, (B) or (CB) blue, (D) inside frosted daylight, (EM) emerald, (DCL) clear daylight, (FT) or (CFT) flametint, (G) or (CG) green, (MB) moonlight blue, (O) or (CO) orange, (R) or (CR) red, (R2) rose, (RO) old rose, (SPK) surprise pink, (ST) straw, (V) or (CV) ivory, (W) or (CW) white, (Y) or (CY) yellow.

MERCURY LAMPS

Lamp Ordering No.	Watts	Bulb	Base	Description	Std. Pkg.	List Price
H400-E1	400	BT-37	Mog.	Gen., Street, & Black Lt.	6	\$17.00
H400-A1	400	T-16	Mog.	Gen. & Street Ltg.	12	10.50
H400-J1	400	BT-37	Mog.	Gen. & Street Ltg.	6	21.00
H400-R1	400	R-52	Mog.	Reflector, High Bay I.F.	6	24.00
H400-RC1	400	R-52	Mog.	Reflector High Bay	6	28.00
H1000-A15	1000	T-28	Mog.	High Bay Ltg.	6	50.00
H3000-A9	3000	T-9½	S. C. Term.	High Bay Ltg.	1	48.00

PROJECTOR AND REFLECTOR LAMPS

Lamp Ordering No.	Watts	Bulb	Base	Description	Std. Pkg.	List Price
75R30 FL	75	R-30	Med.	I. F., Flood	60	\$ 1.05
75R30 SP	75	R-30	Med.	Light I. F., Spot	60	1.05
150R FL	150	R-40	Med.	I. F., Flood	24	1.05
150R SP	150	R-40	Med.	Light I. F., Spot	24	1.05
150PAR FL	150	*PAR-38	Med. Skt.	Projector Flood	12	1.70
150PAR SP	150	*PAR-38	Med. Skt.	Projector Spot	12	1.70
150PAR/3FL	150	*PAR-38	Side Prong	Projector Flood	12	1.95
150PAR/3SP	150	*PAR-38	Side Prong	Projector Spot	12	1.95
200PAR/3SP	200	*PAR-46	Side Prong	Narrow Beam	8	3.50
300R FL	300	R-40	Med.	I. F., Flood	24	1.55
300R SP	300	R-40	Med.	Light I. F., Spot	24	1.55
300R FL/1	300	*R-40	Med.	Flood	24	2.85
300R SP/1	300	*R-40	Med.	Light I. F., Spot	24	3.60
300R 3FL	300	*R-40	Mog.	I. F., Flood	24	3.00
300R 3SP	300	*R-40	Mog.	Light I. F., Spot	24	3.60
300PAR56 FL	300	*PAR-56	Mog. End Prong	Flood	8	4.00
300PAR56 SP	300	*PAR-56	Mog. End Prong	Narrow Beam	8	3.90
500R/3FL	500	*R-40	Mog.	I. F., Flood	24	3.45
500R/3SP	500	*R-40	Mog.	Light I. F., Spot	24	4.05
500R52	500	R-52	Mog.	Light I. F., High Bay	6	4.00
750R52	500	R-52	Mog.	Light I. F., High Bay	6	4.25

*Special glass bulb—heat resistant.

RS SUNLAMP

Lamp Ordering No.	Watts	Bulb	Base	Description	Std. Pkg.	List Price
RS	275	*R-40	Med.	I. F. Reflector Sunlamp	6	\$ 8.95①②

St L 124

All Items on This Page—Cash Discount 2%

INFRARED (HEAT) LAMPS

Lamp Ordering No.	Watts	Bulb	Base	Description	Std. Pkg.	List Price
250G30	250	G-30	Med. Skt.	Industrial and Misc.	60	\$ 0.85①
250R40/4	250	R-40	Med. Skt.	Industrial and Misc.	24	1.35②
250R40/1	250	R-40	Med.	Human and Animal	24	1.10②
250R40/10	250	*R-40	Med.	Human and Animal-Red Bowl	24	2.95①②
375R40	375	R-40	Med. Skt.	Industrial and Misc.	24	1.50②

*Special glass bulb, heat-resistant.

①Not subject to Federal Tax.

②Regular non-contract discounts do not apply, but 30% of list allowed on complete standard packages.

SPOTLIGHTS AND FLOODLIGHTS

Lamp Ordering No.	Watts	Clear Bulb	Base	Description	Std. Pkg.	List Price
100A21/SP	100	A-21	Med.	Spot	120	\$ 1.10
250G/SP	250	G-30	Med.	Spot	60	1.40
250G FL	250	G-30	Med.	Flood	60	1.40
400G/SP	400	G-30	Med.	Spot	60	1.90
500G/FL	500	G-40	Mog.	Flood	24	2.65
1M/G40SP4¼	1000	G-40	Mog.	Spot	24	5.60
1M/G40FL	1000	G-40	Mog.	Flood	24	5.60



In addition to the items listed GRAYBAR also distributes all of the other many different lamp bulbs manufactured by General Electric—some 10,000 different shapes, sizes and types—to meet your every lighting requirement.

Make Graybar Your Lighting Headquarters
SEE US ABOUT A G.E. LAMP CONTRACT

Graybar

Graybar


PHOTO AND PROJECTION LAMPS



SM 5 5B 6 11



22 22B 31



Projection Lamps

T-8 T-8 T-10 T-12 T-20

Lamp Ordering No.	Watts	Bulb	Base	Description	Std. Pkg.	List Price
PH/1	250	A-21	Med.	Small Photoflood	6-60	\$0.20①
PH/2	500	PS-25	Med.	Regular Photoflood	6-60	.35①
PH/M2	...	B-6	Min. Bay.	Tiny Flash	12-120	.10①
PH/RFL2	500	R-40	Med.	Reflector Photoflood	1-24	1.30①
PH/RSP2	500	R-40	Med.	Reflector Photospot	1-24	1.45①
PH/SM	...	B-11	S.C. Bay.	Speed Midget Flash	12-120	.14①
PH/5	...	B-11	S.C. Bay.	Regular Midget Flash	12-120	.13①
PH/5B	...	B-11	S.C. Bay.	Color Midget Flash	12-120	.17①
PH/6	...	B-11	S.C. Bay.	Focal Plane Flash	12-120	.15①
PH/11	...	A-15	Med.	Regular Flash	8-120	.17①
PH/22	...	A-19	Med.	Large Flash	6-120	.19①
PH/100T8SC	100	T-8	S.C. Bay.	Slide Projection	24	1.15
PH/100T8DC	100	T-8	D.C. Bay.	Slide Projection	24	1.15
PH/150T8/70	150	T-8	S.C. Bay.	Slide Projection	24	1.30
PH/300T8 1/2/10	300	T-8 1/2	S.C. Bay.	Slide Projection	24	2.25
PH/300T10P	300	*T-10	Md. Pf.	Movie Projection	24	3.15
PH/500T10P	500	*T-10	Md. Pf.	Movie Projection	24	3.75
PH/500T20P	500	*T-20	Md. Pf.	Slide Projection	24	3.25
PH/750T12P	750	*T-12	Md. Pf.	Movie Projection	24	4.10
PH/1M/T12P	1000	*T-12	Md. Pf.	Movie Projection	24	5.50

①Not subject to Federal Tax.
*Special glass bulb — heat resistant.

PHOTO DISCOUNT SCHEDULE


All prices are manufacturer's list prices.

Any order not included below.....	0%
An order including one or more standard packages of any General Electric Photolamps, or an order including \$15 list value of types other than Photoflash or Flashtubes.....	25%
An order including six or more standard packages of any General Electric Photolamps.....	28%

NO FEDERAL EXCISE TAX applies to Photoflash or Photoflood Lamps. On Projection lamps 10% of list price is to be added to Net Billing.

All Items on This Page—Cash Discount 2%

AUTOMOTIVE LAMPS



G-3 1/2 G-4 1/2 G-6 S-8 D.C. Index S-8 D.C. Bay. RP-11 S.C. Bay.



PAR-56 Sealed Beam Headlamp

FLASHLIGHT AND MISC. LAMPS



G-3 1/2 TL-3 Flashlight G-4 1/2 B-3 1/2 T-3 3/4 Radio Indicator

MINIATURE LAMPS

Lamp Ordering No.	CP or Watts	Volts	Amps.	Bulb	Base	Description-Use	List Price
PR-2	..	2.38	0.50	B-3 1/2	S.C.	Flashlight, 2 D cells	\$0.171
PR-3	..	3.57	0.50	B-3 1/2	Min. Fl.	Flashlight, 3 D cells	.17T
PR-6	..	2.47	0.30	B-3 1/2	Min. Fl.	Flashlight, 2 D, Industrial	.17T
PR-7	..	3.70	0.30	B-3 1/2	Min. Fl.	Flashlight, 3 D, Industrial	.17T
13	..	3.70	0.30	G-3 1/2	Min. Se.	Flashlight, 3 D cells	.12T
14	..	2.47	0.30	G-3 1/2	Min. Se.	Flashlight, 2 D cells	.12T
40	..	6-8	0.15	T-3 3/4	Min. Se.	Radio, Indicator, Toy, Coin	.12T
41	..	2.5	0.50	T-3 1/4	Min. Se.	Radio, Appliance	.12T
44	..	6-8	0.25	T-3 3/4	Min. Bay.	Radio, Indic., Appl., Coin	.12T
46	..	6-8	0.25	T-3 3/4	Min. Se.	Radio, Indic., Appl., Coin	.12T
47	..	6-8	0.15	T-3 3/4	Min. Bay.	Radio, Indic., Appl., Coin	.12T
50	..	6-8	0.22	G-3 1/2	Min. Se.	Coin Machine	.12T
51	1	6-8	0.22	G-3 1/2	Min. Bay.	Radio, Auto, Indicator	.11V
55	2	6-8	0.41	G-4 1/2	Min. Bay.	Radio, Auto, Instrument	.11V
63	3	6-8	0.62	G-6	S.C. Bay.	Coin, Auto, Indicator	.12V
81	6	6-8	1.02	G-6	S.C. Bay.	Auto-Interior, Park., Inst.	.14V
87	15	6-8	1.91	S-8	S.C. Bay.	Auto-Interior, Signal	.28V
222	..	2.25	0.25	TL-3	Min. Se.	Flashlight (2AA cells) Toy	.13T
233	..	2.33	0.27	G-3 1/2	Min. Se.	Flashlight, 2 C cells	.12T
1000	32/32	6-8	3.87/3.87	RP-11	D.C. Bay.	Auto-headlight	.40V
1129	21	6-8	2.56	S-8	S.C. Bay.	Auto-Interior, Signal	.30V
1133	32	6-8	3.91	RP-11	S.C. Bay.	Auto-Spot, Driv'g., Fog	.33V
1154	21/3	6-8	2.65/.75	S-8	D.C. Index	Auto-Stop, Tail	.37V
1158	21/3	6-8	2.65/.75	S-8	D.C. Bay.	Auto-Stop, Tail	.37V
2330	32/32	6-8	4.23/4.23	RP-11	D.C. Pref.	Auto-headlamp	.50V
4030	45/35W	6-8	PAR-56	3 Con. Lugs	Sealed Beam Headlamp	1.60V

MINIATURE DISCOUNT SCHEDULE

All prices shown on Miniature Lamps are manufacturer's list prices. Discount to purchasers:

Less than \$25.00 list.....	40%
\$25.00 or more list.....	47%

FEDERAL EXCISE TAX

T—On lamps so designated a Federal Excise Tax of 6.3% of list price to be added to Net Billing.
V—On lamps so designated a Federal Excise Tax of 2.3% of list price to be added to Net Billing.
A unit package of lamps consists of 10 lamps of the same Lamp Number.

FLUORESCENT LAMPS



Circline



Standard Fluorescent

COLOR SYMBOLS—FLUORESCENT

Color symbols used for fluorescent lamps:—
 (B) blue, (CW) standard cool white, (CWX) deluxe cool white, (D) daylight, (G) green, (GO) gold, (PK) pink, (R) red, (SW) soft white, (W) white, (WW) standard warm white, (WWX) deluxe warm white.



Med. Bipin Base

Lamp Ordering No.	Watts	Bulb	Bipin Base	Std. Pkg.	List Price
F6T5/CW	6	9" T-5, 5/8"	Min.	24	\$1.05
F8T5/CW	8	12" T-5, 5/8"	Min.	24	1.20
F13T5/CW	13	21" T-5, 5/8"	Min.	24	1.30
F14T12/CW①	14	15" T-12, 1 1/2"	Med.	24	1.00
F14T12/CWX②③					1.15
F15T8/CW①	15	18" T-8, 1"	Med.	24	.80
F15T8/CWX②③					.90
F15T12/CW①	15	18" T-12, 1 1/2"	Med.	24	.90
F15T12/CWX②③					1.00
F20T12/CW①	20	24" T-12, 1 1/2"	Med.	24	.90
F20T12/CWX②③					1.00
F25T12/CW①	25	33" T-12, 1 1/2"	Med.	24	1.15
F25T12/CWX②					1.30
F30T8/CW①	30	36" T-8, 1"	Med.	24	.95
F30T8/CWX②③					1.05
F40T12/CW①	40	48" T-12, 1 1/2"	Med.	24	1.10
F40T12/CWX②③					1.25
F90T17/CW①	90	60" T-17, 2 1/8"	Mog.	12	2.55
F90T17/CWX②					2.75

Rapid Start (No starters used)

F40T12/CW/RS①	40	48" T-12, 1 1/2"	Med.	24	1.20
F40T12/CWX/RS					1.35
F40T12/WWX/RS					1.35

Instant Start (No starters used)

F40T12/CW/IS①	40	48" T-12, 1 1/2"	Med.	24	1.25
F40T12/CWX/IS②					1.40
F40T17/CW/IS④	40	60" T-17, 2 1/8"	Mog.	12	2.75

Circline

FC8T9/CW	22	8" O.D., T-9, 1 1/8"	4-pin	12	2.45
FC12T10/CW④	32	12" O.D., T-10, 1 1/4"	4-pin	12	2.45
FC16T10/CW/RS	40	16" O.D., T-10, 1 1/4"	4-pin	12	3.20

- ① Colors W, D, or WW at same price.
- ② Colors WWX or SW at same price.
- ③ Colors B, G, PK, GO, and R at slightly higher price.
- ④ Colors W or WW at same price.

SLIMLINE LAMPS



Slimline Fluorescent



Single Pin Base

Lamp Ordering No.	Watts	Bulb	Base	Std. Pkg.	List Price
F42T6/CW①	17.5-32.5	42" T-6, 3/4"	Single	24	\$1.90
F42T6/CWX②			Pin		2.05
F64T6/CW①	25.5-48	64" T-6, 3/4"	S.P.	24	2.15
F64T6/CWX②					2.35
F72T8/CW①	24.5-48.5	72" T-8, 1"	S.P.	24	2.35
F72T8/CWX⑥					2.55
F96T8/CW①	32-65	96" T-8, 1"	S.P.	24	2.90
F96T8/CWX⑥					3.10
F48T12/CW①	38	48" T-12, 1 1/2"	SP	24	1.75
F48T12/CWX⑥					1.90
F72T12/CW①	55	72" T-12, 1 1/2"	S.P.	12	2.80
F72T12/CWX⑥					3.00
F96T12/CW①	74	96" T-12, 1 1/2"	S.P.	12	3.50
F96T12/CWX⑥					3.75

- ① Colors W, D, or WW at same price.
- ② Colors WWX or SW at same price.
- ⑥ Color WWX at same price.

LARGE LAMP DISCOUNT SCHEDULE

All prices shown on large lamps are manufacturer's list prices.
 DISCOUNT to purchasers without contract:

Purchase of:	Discount
Less than \$5.00 List Value.....	None
\$5.00 to \$15.00 List Value.....	20%
\$15.00 List Value (Less Than Standard Package).....	25%
An Order Including at Least One Standard Package.....	30%

Dealer Agency agreement provides a consigned stock — no investment — the furnishing of attractive displays and helpful suggestions as to the development of a real lamp business.

Users will benefit by buying on a purchase contract — with discounts depending upon the amount bought. Our service provides for lighting surveys and those tests necessary to secure lighting efficiency.

FEDERAL EXCISE TAX of 10.2% of List Price to be added to NET billing.

Graybar



Lamp Size	FS-5 4, 6, 8 Watts	FS-2 14, 15, 20 Watts	FS-20 14, 15, 20 Watts	FS-25 25 Watts	FS-4 13, 30, 40 Watts	FS-4DC 13, 30, 40 Watts†	FS-30 30 Watt	FS-12 32 Watt	FS-40 40 Watt	FS-44DC 31-40 Watt	FS-64 85 or 100 Watt	FS-850 85 or 100 Watt	FS-6 85 Watt†	FS-102 30-40 Watt†
Price Each*	\$0.52	\$0.30	\$1.00	\$0.28	\$0.30	\$0.52	\$1.08	\$0.32	\$0.88	\$1.08	\$1.08	\$1.24	\$1.06	\$1.24
InStd. Pkg. Qty.	100	200	200	200	200	200	200	200	200	200	100	200	100	200
Std. Pkg. Qty.	100	200	200	200	200	200	200	200	200	200	100	200	100	200
Type Switch	Glow	Glow	Glow	Glow	Glow	Glow	Glow	Glow	Glow	Glow Thermal	Glow Thermal	Glow	Glow	Glow
No. Terminals	2	2	2	2	2	2	2	2	2	4	4	4	2	4

*In standard package quantities.

†Wattage consumption of thermal switch during lamp operation: FS-44—½ watt; FS-64—1½ watts.

‡For 2-terminal starter sockets.

§A.C. or D.C. operation.

FLUORESCENT LAMP BALLASTS

Single Lamp 60 Cycle—Normal Power Factor				
G. E. Nos.	Jefferson	Lamp Watts	Circuit Voltage	Each
*89G435	4-6-8	110-125	\$ 1.44
89G457	234-531	14	110-125	1.30
89G457	234-531	15	110-125	1.30
89G457	234-551	20	110-125	1.30
*89G304	234-541	30	110-125	3.30
.....	234-543	30	220-250	4.40
.....	234-546	30	199-216	4.40
*89G307	234-281	40	110-125	3.30
58G675	234-283	40	220-250	5.00
58G676	234-286	40	199-216	5.00
Single Lamp 60 Cycle—High Power Factor				
89G424	234-621	14	110-125	8.00
89G422	234-601	15	110-125	8.00
*89G423	234-611	20	110-125	8.00
*89G344	234-641	30	110-125	8.50
.....	234-643	30	220-25	9.90
.....	234-646	30	199-216	9.90
*89G347	234-781	40	120-125	8.50
89G310	234-783	40	220-250	11.00
89G311	234-786	40	199-216	11.00
58G628	234-691	90-100	110-125	23.00
.....	234-693	85	220-250	23.10
.....	234-696	85	199-216	23.10
Two Lamp Instant Start 60 Cycle—High Power Factor				
*59G373	234-191	40	110-125	20.30
Two Lamp Rapid Start 60 Cycle—High Power Factor				
*89G463	254-621	(2)40	110-125 Series	12.40
*89G325	40	110-125 Series	5.30
Two Lamp 60 Cycle—Normal Power Factor				
89G381	234-985	15	110-125	1.24
89G381	234-986	20	110-125	1.24
Two Lamp 60 Cycle—High Power Factor				
*89G428	234-701	15	110-125	10.70
*89G429	234-711	20	110-125	10.70
*89G340	234-841	30	110-125	12.80
.....	234-843	30	220-250	14.30
.....	234-846	30	199-216	14.30
.....	234-881	40	110-125	10.14
59G483, 58G983	234-883	40	220-250	10.10
.....	234-886	40	199-216	14.30
*58G696	234-791	90-100	110-125	28.00
58G698	234-793	100	220-250	33.00
.....	234-796	100	199-216	33.00

G.E. Nos.	Jefferson	Lamp Watts	Circuit Voltage	Each
Two Lamp Narrow Type 2 1/2" 60 Cycle—High Power Factor				
89G340	234-441	30	110-125	\$12.80
.....	234-443	30	220-250	14.30
.....	234-446	30	199-216	14.30
*89G343	234-481	40	110-125	12.80
89G345	234-483	40	220-250	12.80
89G336	234-486	40	199-216	14.30
Three Lamp 60 Cycle—High Power Factor				
*59G276	234-983	40	110-125	22.00
59G278	234-980	40	220-250	24.00

SLIMLINE BALLASTS

110-125 High Power Factor—Equipped With Leads

Two Lamp Ballasts				
G.E. Nos.	Jefferson	Lamp Watts and Sizes	Current M.A.	Each
59G743	254-271	2-25-42T6	200	\$24.00
59G773	254-281	2-37-64T6	200	25.00
59G773	2-36 1/2-72T8	200	25.00
*59G793	254-401	2-49-96T8	200	25.00
59G949	254-481	2-55-72T12	425	30.30
*59G464	254-491	2-74-96T12	425	28.00
Single Lamps				
59G742	254-231	25-42T6	200	20.00
89G382	254-241	37-64T6	200	21.00
89G382	36 1/2-72T8	200	21.00
59G792	254-261	49-96T8	200	23.00
89G361	254-461	55-72T12	425	22.00
89G362	254-471	74-96T12	425	20.30
Series Sequence Starting Ballasts				
*89G396	254-511	2-74-96T12	425	20.30
*89G396	2-55-72T12	425	20.30
*89G400	254-521	2-38-48T12	425	14.50
Circline Fluorescent				
89G300	12	110-125	3.20
89G419	22	110-125	1.70
*†89G322	22	110-125	4.90
*†89G332	12	110-125	4.90
89G319	1/32 & 1/22	110-125	7.00
89G327	40	110-125	5.30

† Instant Start. * Most Popular.

For standard package quantity price, contact your nearest Graybar office.

G. E. ENCLOSED BALLASTS FOR MERCURY VAPOR LAMPS

Nos.	Lamps—Wattage	Primary Line Voltage	Sec. Open Voltage	Power Facts	Location Use	Each
89G162	1- 400	118	220	L	Indoor	\$30.94
89G14	2- 400	118	220	H	Indoor	65.20
89G164	1- 400	118	220	H	Indoor	40.80
89G118	1- 400	118	220	H	Outdoor	52.20
89G5	1-1000	460	460	L	Indoor	32.30

All Items on This Page—Cash Discount 2%, except Ballast, 1%.

Graybar

YOUR REQUIREMENTS FOR LIGHTING EQUIPMENT OF ANY DESCRIPTION . . . OFFICE . . . STORE . . . FACTORY OR HOME . . . CAN BEST BE SATISFIED BY A SELECTION FROM MANY DIFFERENT MANUFACTURERS.

GRAYBAR IS A NATION-WIDE DISTRIBUTOR FOR THE RECOGNIZED LEADERS IN THE LIGHTING INDUSTRY. OUR EXPERIENCED STAFF CAN HELP YOU MAKE UNBIASED SELECTIONS OF THE BRANDS MOST SUITED FOR EACH OF YOUR INSTALLATIONS.

LIGHTING TERMS

The unit of light intensity is called the **Foot Candle**. One Foot Candle (F.C.) equals amount of light produced by a standard candle at a distance of one foot.

The unit of quantity of luminous radiation is called the **Lumen**. Lamp output is generally rated in lumens.

Some lamps are rated in **Spherical Candlepower**. One Spherical Candlepower equals 12:57 Lumens.

Coefficients of Utilization (C.U.) give the proportion of initial lamp lumens which reach the work plane. The C.U. is therefore the over-all efficiency factor of a lighting system.

Maintenance Factor (M.F.) expresses the ratio between the average "in service" foot candle level and the initial illumination value. (Dirt & darkening cause this.)

FORMULA

If you can determine the above factors you can find the Foot Candle level as follows:

$$F.C. = \frac{\text{Total Lamp Lumens} \times C. \text{ of U.} \times M.F.}{\text{Area in Square Feet}}$$

(Note: .40 is average product of C. of U. x M.F. if you do not have this factor.)

Recommended Foot Candle Levels of Intensity

Foot Candles	Intensity	Place
10 (10-20)	Average Range	Auditoriums Cafeterias Wash Rooms
20 (15-35)	Average Range	Class Rooms Libraries Factory Work
50 (35-70)	Average Range	Bookkeeping Store Mdse. Area Sewing Printing
100 (70-150)	Average Range	Drafting Show Windows Show Cases Proof Reading Inspection
200 (150-300)	Average Range	Color Work Show Windows Fine Assembly

Lumen Ratings of Popular Wattage Lamps

Fluorescent				Incandescent		
Watts	Type	Lumens	Watts	Type	Lumens	
40	Old 3500° White	2400	60	Inside Frost	835	
40	Standard Cool White	2300	100	Inside Frost	1630	
40	Deluxe Cool White (approx.)	1760	150	Inside Frost	2600	
40	Standard Warm White	2450	200	Inside Frost	3700	
40	Deluxe Warm White (approx.)	1920	300	Inside Frost	5650	
			500	Clear	9900	
			1000	Clear	21500	
			1500	Clear	33000	
				Silver Bowl Lamps Rated approx. 90% Clear Lamp Lumens.		

FOR MORE DETAIL INFORMATION ON YOUR LIGHTING PROBLEMS ASK FOR YOUR COPY OF THE GRAYBAR "LIGHTING SELECTOR" OR CALL YOUR GRAYBAR SALESMAN.

**NATIONAL ELECTRICAL CODE
FIXTURE CLASSIFICATIONS**

(From Article 500)

Class I Locations: Those in which flammable gases or vapors may be present in the air in quantities sufficient to produce explosive or ignitable mixtures. The locations are subdivided into:

- Group A. Areas containing acetylene.
- Group B. Areas containing hydrogen or manufactured gas.
- Group C. Areas containing ether vapors.
- Group D. Areas containing gasoline, alcohol, etc.

Class II Locations: Those which are hazardous because of the presence of combustible dust. These locations are subdivided into:

- Div. I. Areas where combustible dust may produce ignitable mixtures.
- Div. II. Areas where combustible dust accumulates in sufficient quantity on equipment to interfere with safe dissipation of heat.

Class III Locations: Those are the less hazardous areas, such as those used for cotton and flax handling.

See 1951 Nat. Elec. Code.

For complete Fluorescent Lamp data ask for G. E. Bulletin LS101.

Write for Graybar Commercial Lighting Catalog No. G. B. 5126.

Floodlighting and all outdoor lighting data available for your reference.

Ask your Graybar Representative.

**USE A LIGHT METER
G. E. LIGHT METER
TO BE SURE**



Meter—Vest pocket size—only 2 1/4" square by 1 1/8" thick. Has a full scale reading of 100 foot candles; with a multiplying plate, readings up to 1000 foot candles may be taken.

Each.....\$23.00
Sold on non-profit basis.

RULE OF THUMB GUIDE giving Foot Candle Intensities derived from ONE WATT per square foot.
Fluorescent averages - For Incandescent calculations divide F.C. by 3.

	Industrial Fixtures	Recessed Troffers	Shielded Commercial Surface	Bare Exposed Lamp Surface
SMALL ROOM "Small room"—average less than 500 sq. ft., 10-ft. ceiling	15 f.c.	14 f.c.	11 f.c.	13 f.c.
MEDIUM ROOM "Medium room"—average 500-1200 sq. ft., 10-ft. ceiling.	25 f.c.	22 f.c.	18 f.c.	22 f.c.
LARGE ROOM "Large room"—average 1200 sq. ft. and over, high ceiling	30 f.c.	27 f.c.	24 f.c.	28 f.c.

LET GRAYBAR "LIGHTEN" YOUR LOAD

Graybar

**SOCKET REFLECTORS
RLM DOME REFLECTORS**



One-piece seamless porcelain enameled steel. Sockets tapped 1/2" or 3/4" when specified.

Nos.	Diam. In.	Watts	Each	10@
5641	12	75-100	\$ 8.40	\$ 7.06
5642	14	150	9.40	7.90
5643	16	200	10.40	8.74
			Each	5@
5644	18	300-500	13.50	11.34
5645	20	750-1500	18.30	15.38



SHALLOW DOME REFLECTORS

Nos.	Diam. In.	Watts	Each	10 @	\$
5421	12	75-100	\$ 8.40	10 @	\$ 7.06
5423	14	150	9.40	10 @	7.90
5425	16	200	10.40	10 @	8.74
5509	18	300-500	13.50	5 @	11.34



FLAT CONE REFLECTORS

Nos.	Diam. In.	Watts	Each	10@
5431	14	50-75	\$ 8.40	\$7.06
5401	14	75-100	8.40	7.06
5402	16	150	9.40	7.90
5403	18	200	10.40	8.74



ELLIPTICAL ANGLE REFLECTORS

Nos.	Watts	Each	10@
5525	150	\$10.70	\$ 8.98
5526	200	12.20	10.24
5537	300-500	22.10	18.56
5538	750-1500	24.60	20.66



SOCKETS

For Above Reflectors

Medium and Mogul base sockets with lamp grip. Tapped 1/2".

*Tapped 3/4". Balance 1/2".

Nos.	Base	Type	Each	10 @	\$
2366	Med.	Keyless	\$2.70	10 @	\$2.26
4651	Med.	Keyless	2.70	10 @	2.26
*4666	Mog.	Keyless	3.80	5 @	3.20
4657	Mog.	Keyless	3.80	5 @	3.20
2371	Med.	Shock absorb	3.10	10 @	2.60
4670	Mog.	Shock absorb	4.20	5 @	3.52
2661	Med.	Pull Chain	4.70	10 @	3.94

DUST-TIGHT PENDANT UNITS



Listed by Underwriters' Laboratories for Class II, Groups E, F and G hazardous locations. Cast metal hoods, porcelain enameled dome reflectors and clear glass globes. Tapped 1/2".

Nos.	Diam. In.	Watts	Each	10@
8500	12	75-100	\$29.20	\$24.53
8505	18	150	41.90	35.20
8503	18	200	41.90	35.20


Replacement Socket No. 66.



"TURNLOX" REFLECTOR RLM DOME

Seamless porcelain enameled steel with detachable hood.

Pendant Nos.	Ceiling Nos.	Diam. In.	Watts	Each	10@
7641	9641	12	75-100	\$10.90	\$ 9.16
7642	9642	14	150	11.90	10.00
7643	9643	16	200	12.90	10.84
				Each	5@
7644	9644	18	300-500	16.00	13.44
7645	9645	20	750-1500	20.80	17.48



SHALLOW DOME

Seamless porcelain enameled steel, with detachable hood.

Pendant Nos.	Ceiling Nos.	Diam. In.	Watts	Each	10@
7421	9421	12	75-100	\$10.90	\$ 9.16
7423	9423	14	150	11.90	10.00
7525	9425	16	200	13.38	11.08
				Each	5@
7509	9509	18	300-500	16.00	13.44

"TURNLOX" LAMP HOLDERS



Medium and Mogul base sockets with lamp grip.



Nos.	Base	Type	Each	10 @	\$
2751	Med.	Keyless	\$2.40	10 @	\$2.02
2760	Mog.	Keyless	3.50	5 @	2.94
2753	Med.	Shock absorb.	2.80	10 @	2.36
2762	Mog.	Shock absorb.	3.90	5 @	3.28
2752	Med.	Pull chain	4.40	10 @	3.70



RLM DOME REFLECTORS

Used with 2 1/4" standard shade holders or "Snap-In" Reflector Holders.

Nos.	Diam. In.	Watts	Each	10@
14075N	12	75-100	\$4.80	\$4.03
14100N	14	150	5.60	4.70



SHALLOW DOME REFLECTORS

Nos.	Diam. In.	Watts	Each	10@
H-410	10	25-60	\$2.20	\$1.85
H-412	12	75-100	2.50	2.10
H-414	14	150	3.30	2.78
HN-416	16	200	4.10	3.44



DEEP BOWL REFLECTORS

Nos.	Diam. In.	Watts	Each	10@
12060-N	7	60	\$3.80	\$3.20
12200-N	10	200	5.60	4.70

SNAP-IN SHADE HOLDERS

For Above Reflectors

Nos.	For	Each	10@
4383	For Benco Sockets	\$0.90	\$0.78
4384	For Brass Head Sockets	.80	.67
4385	For Porcelain	1.10	.92

"1800 SERIES" EQUIPMENT TO ORDER: Choose Reflector, Type of Hood, and Socket.



DOME REFLECTORS

Seamless, one-piece porcelain enameled steel. *Takes Mog. Socket.

Nos.	Diam. In.	Watts	Each	10@
1801	12	100	\$5.60	\$4.70
1802	14	150	6.60	5.54
1804	18	300-500	9.50	7.98



SHALLOW DOME REFLECTOR

Nos.	Diam. In.	Watts	Each	10@
1811	10	50-75	\$5.60	\$4.70
1813	14	150	6.60	5.54
1814	16	200	7.60	6.28



SYMMETRICAL ANGLE

*Takes Mog. Socket.

Nos.	Diam. In.	Watts	Each	10@
1822	8	100	\$3.80	\$3.20
1823	10	150	4.20	3.52
1825	14	300, 500	8.60	7.22

HOODS

No.	Each	10@
E-18	\$1.20	\$1.00

Tapped 1/2" or 3/4".

No.	Each	10@
L-18	\$1.20	\$1.00

Tapped 1/2", 3/4" or 1".

No.	Each	10@
T-18	\$1.60	\$1.34

Tapped 1/2" only.

No.	Each	10@
C-18	\$1.20	\$1.00

SOCKETS FOR UNITS ABOVE

Nos.	Descrip.	Each	10@
2101	Med. Base Keyless	\$1.60	\$1.34
2110	Mog. Base Keyless	2.80	2.35
2102	Med. Pull Chain	3.60	3.02

"STOCK-BIN LIGHTS"

Finish: White Porcelain Enamel with pendant mounting hood.

May also be had with other hoods shown above — Prices on application.

Nos.	Watts	Each	10@
E-1875	50-75	\$ 9.60	\$8.06
E-1876	100	9.90	8.32
E-1877	150	10.20	8.56

"MASTER" SIGN REFLECTOR

Easily installed porcelain-enamel unit for effective lighting of poster panels, store and highway bulletins, roof and wall signs. Tapped 1/2 inch standard, 3/4 inch if specified.

Nos.	Watts	Each	10@
5569	50-100	\$ 9.00	\$7.56
5570	150	9.20	7.72
5571	200-300	10.70	9.00



ALIGNERS

Universal joint aligner with 1/2" knockout for mounting switch. For 3 1/4" or 4" octagon outlet box. Tapped 1/2".

No.	Each	10 @
N-3380	\$1.50	10 @ \$1.26

Graybar

Graybar

WHEELER REFLECTORS



TWO-PIECE RLM DOME TYPE

Duratach Series

Porcelain enameled, green outside, white inside, separable canopy, socket with reflector which screws in canopy. Easily removed for cleaning. Tapped 1/2 inch.

Nos.	Diam., In.	Watts	Each	Pkg. Quan.	10 @
4202	12	75-100	\$10.98		\$ 9.24
4203	14	150	11.96		10.08
4204	16	200	12.96		10.90
				5 @	
4205	18	300-500	16.08		13.52
4206	20	750-1000	20.92		17.60

For ceiling box mounting Sufex O.B. to each catalog number.

ONE-PIECE RLM DOME TYPE



Porcelain enameled, green outside, white inside. Solid neck with two-piece socket, tapped 1/2".

Nos.	Diam., In.	Watts	Each	Pkg. Quan.	10 @
HS100	12	75-100	\$ 8.44		\$ 7.12
HES150	14	150	9.44		7.92
HES200	16	200	10.48		8.84
				5 @	
HES500	18	300-500	13.60		11.44

ONE-PIECE SHALLOW BOWL TYPE



Porcelain enameled, green outside, white inside. Solid neck with two-piece socket, tapped 1/2".

Nos.	Diam., In.	Watts	Each	Pkg. Quan.	10 @
DS100	12	75-100	\$ 8.44		\$7.12
DES150	14	150	9.44		7.92
DES200	16	200	10.48		8.84

CLASS II-G VAPOLUX FIXTURES

Dust Tight & Vapor Proof



Standard dome construction, with sealed-in glass cover, Cast aluminum hood and porcelain reflector.

Pendant	Box Mtg.	Diam. In.	Watts	Each
2607	2607-OB	14	100-500	\$60.34
2608	2608-OB	17 1/4	200	70.36
2609	2609-OB	19 1/2	300-500	89.62

Box Mtg. prices slightly higher.

STEBER ECONOMICAL UTILITY REFLECTORS



SHALLOW DOME—SHADE HOLDER TYPE

Fit any standard 2 1/4" shade holder or snap-in holder. Baked enamel finish.

Nos.	Diam., In.	Watts	Each	10 @
610	10	25- 60	\$1.28	\$1.04
612	12	75-100	1.52	1.24
614	14	150	2.00	1.62
616	16	200	2.64	2.14

STANDARD DOME—SHADE HOLDER TYPE



Ultramel finish is tough & durable. Finished gray outside and white inside.

Fits any standard 2 1/4" shade holder or snap-in holder.

Nos.	Diam., In.	Watts	Each	10 @
812	12	75-100	\$2.64	\$2.14
814	14	150	3.04	2.48
816	16	200	3.68	3.00

COVER LIGHTS



A self contained unit that mounts directly to 3 1/4" or 4" outlet box. Quick and easy to install.

Keyless Sockets

Nos.	Diam., In.	Watts	Each	10 @
C-112-K	12	100	\$2.64	\$2.14
C-114-K	14	150	3.12	2.54
				5 @
C-116-K	16	200	4.00	3.26

Pull Chain Sockets

Nos.	Diam., In.	Watts	Each	10 @
C-112-PC	12	100	\$3.44	\$2.80
C-114-PC	14	150	3.92	3.18
				5 @
C-116-PC	16	200	4.80	3.90

2 1/4" SHADE HOLDERS

(For above units)



One piece rigid construction. Fits porcelain sockets or weather proof bead.

No.	Each	50 @
N21	\$0.28	\$0.24

HOLOPHANE INDUSTRIAL UNITS



Use for mounting heights 10' to 25'. Std. Incandescent or Bi-Post Incandescent, or Mercury Vapor. Diameter, 14", Depth, 12 1/2", Weight, 9 lbs. With or without metal cover.


Nos.	Watts	Each	8 or More Each
684	200-300†	\$13.20	\$12.00
682	300-500	16.83	15.30
685	300-500	16.83	15.30
686	300-500	16.83	15.30
684-AL	200-300†	16.17	14.70
682-AL	300-500	20.24	18.40
685-AL	300-500	20.24	18.40
686-AL	300-500	20.24	18.40
682-B-AL	750*	23.21	21.10
685-B-AL	750*	23.21	21.10
686-B-AL	750*	23.21	21.10
645	400H9	22.88	20.80
645-AL	400H9	26.29	23.90

†Use 300-watt, 6" light center, medium base lamp.

*Use 750-watt, B1-post lamp.

Suffix "AL" indicates metal cover.

STEBER YARD LIGHTS



Shallow dome detachable steel reflector with reflecting surface finished in Graytone ultramel. Cast aluminum 4-point wall bracket, 15" support arm.

Nos.	Each	Reflector Diam., In.
RSU-12	12	\$5.20
RSU-14	14	5.52

STURDLITE YARD LIGHTS



Cast 14" aluminum reflector and neck in one piece. Cast aluminum wall flange. Arm is 1/2" pipe, 15 inches long, wired with porcelain socket.

No.	Each
HA15	\$8.46

BENJAMIN YARD LIGHTS



Porcelain enamel reflector, cast hood, 16" length pipe and wall fitting.

Nos.	Ref. Size, In.	Each	5 @
1912	12	\$ 9.20	\$ 7.72
1914	14	10.00	8.40

Graybar

**CROUSE-HINDS
ADDITIONAL DISCOUNTS**

Less Than \$150.00 List.....25%
\$150.00 to \$450.00 List.....30%
\$450.00 List and Over.....40%

All types may be assorted to obtain quantity discounts.

**CROUSE-HINDS
VAPORTIGHT LIGHTING
FIXTURES**

Screw Guard Type
With Globe and Guard Without Globe and Guard



Nos.	Each	Size Watts		Nos.	Each
		Type	V		
V1759	\$18.00	1/2	100	V175	\$7.60
V2759	18.20	3/4	100	V275	7.80
V12009	21.60	200	V1200	9.40	
V22009	21.80	3/4	200	V2200	9.60

Type VDA					
Nos.	Each	Type	V	Nos.	Each
VDA1759	\$18.00	1/2	100	VDA175	\$7.60
VDA2759	18.20	3/4	100	VDA275	7.80
VDA12009	21.60	200	VDA1200	9.40	
VDA22009	21.80	3/4	200	VDA2200	9.60

Type VC					
Nos.	Each	Type	V	Nos.	Each
VC1759	\$18.40	1/2	100	VC175	\$8.00
VC2759	18.80	3/4	100	VC275	8.40
VC12009	22.00	200	VC1200	9.80	
VC22009	22.40	3/4	200	VC2200	10.20

**VAPOR-TIGHT CONDULETS
(UNIVERSAL TYPE)**

Supplied with 5 flush hubs, 4 around sides, one in top furnished with 4 flush plugs.



Screw Guard

Nos.	Watts	Size, In.	Price
VXHA1199	100	1/2	\$20.40
VXHA2199	100	3/4	21.20
VXHA1299	200	1/2	23.80
VXHA2299	200	3/4	24.60

ARB LIGHTING FIXTURES

For 3 1/4" or 4" outlet boxes.
With—Globe and Guard—Without



Nos.	Each	Watts	Nos.	Each
ARB31	\$18.20	100	ARB32	\$7.80
ARB33	20.40	200	ARB34	8.20

Bracket Type

Nos.	Each	Watts	Nos.	Each
VGR116	\$21.00	100	VGR110	\$10.60
VGR216	24.00	200	VGR210	11.80

ACCESSORIES AND PARTS

100 Watt 200 Watt

Straight Side Globes



Nos.	Each	Description	Nos.	Each
V75	\$3.20	Clear	V200	\$3.20
V63	5.00	Pyrex	V93	8.00
VN75	6.80	Ruby	V0205	9.40

Pear-Shaped Globes



Nos.	Each	Description	Nos.	Each
V105	3.20	Clear	V205	3.20

Guards for Straight Globes

Nos.	Each	Description	Nos.	Each
V911	7.20	Cast	V912	9.00

Guards for Pear-Shaped Globes

Nos.	Each	Description	Nos.	Each
V946	12.00	Steel	V947	14.00

Reflector Holders



Nos.	Each	Description	Nos.	Each
V623	2.00	Cast	V624	2.60

Porcelain Reflectors



Dome		Shallow Bowl		30° Angle		
Watts	No.	Each	No.	Each	No.	
100	SH27	\$11.00	SH57	\$ 9.00	SH67	\$ 8.00
200	SH29	15.00	SH59	13.00	SH68	14.00

Fixtures can be furnished with any combination of globes, guards, or reflectors shown above. Reflector holder is not required when guard is used.

**APPLETON OUTDOOR
FIXTURES**



REA-1 REA-2 REA-20

Appleton special "REA" Conduit Fittings have been designed expressly to meet the needs for inexpensive, well-made lighting fixtures, (all weathertight) for use in R. E. A. wiring.

Nos.	Watts	Description	Price
REA-1	100	Hub at top tapped for 1/2" Rigid Conduit	\$5.30
REA-2	100	4" square style plate	5.90
REA-20	100	With bracket for mounting on 3 1/4" or 4" octagonal outlet boxes	7.70

LIGHTING VAPOLETS



Listed as Vapor-tight by Underwriters' Laboratories. Cast iron alloy bodies with conduit stops, finished to resist corrosion. Clear glass globes, and guards with threaded neck. Tapped 1/2".

Nos.	Watts	Each	10@
7111A	75-100	\$15.30	\$12.84
7112A	150-200	18.90	15.88
6895	Bracket	2.60	2.18
6901C 1/2	Box	2.80	2.36

VAPOR-TIGHT UNITS



Cast aluminum pendant hood tapped 1/2", green lacquered; reflectors are acid-resisting porcelain steel.

With Dome Reflector

Nos.	Diam. In.	Watts	Replacement Sockets	Each	10@
6500	12	75-100	66	\$17.00	\$14.28
6501	14	150	66	18.60	15.62
6502	16	200	66	22.90	19.24
6503	18	300-500	698	28.30	24.36

With Angle Reflector

Nos.	Diam. In.	Watts	Replacement Sockets	Each	10@
6518	12	150-200	66	\$20.40	\$17.14

Nos.	Diam. In.	Watts	Replacement Sockets	Each	5@
6519	14	300-500	698	\$27.00	\$22.68

**STEBER ECONOMY
FLOODLIGHTS**

Scientifically designed for maximum efficiency and light output. Ruggedly built. Easy to install and simple to maintain. For home, industrial and sports applications.



Open type. Universal adjustment. Heavy base plate for surface or outlet box (3 1/4" or 4") mounting. Reflector finished with Lumicote reflecting surface. Approved cord and plug. Approximate beam spread 140°.

Nos.	Watts	Diam. In.	Each	6@
57	100	7 1/2	\$5.60	\$4.56
59	200-300	10 1/2	6.40	5.20



Enclosed type reflector. Same as above with addition of lens and endless type double channel molded gasket. Lens easily removed for re-lamping or cleaning. 130° beam spread.

Nos.	Watts	Diam. In.	Each	6@
572	100	7 1/2	\$ 8.56	\$6.96
592	200-300	10 1/2	10.16	8.26




Aluminum enclosed—spun aluminum reflector with detachable service head and insulating bushing. Universal adjustment. For surface or outlet box mounting. Double channel molded gasket and heat-resisting lens.

Nos.	Watts	Diam. In.	Each	2@
800	200-300	10 1/2	\$12.24	\$9.94



Aluminum enclosed. Spun aluminum reflector. Heat-resisting lens. Versatile mounting flange for attachment to any flat surface or to pipe up to 2". Approximate beam spread 83°.

Nos.	Watts	Diam. In.	Each
1600	300-500	12	\$21.46



Wide beam open-type aluminum reflector. Universal adjustment, cast aluminum service head and insulating bushing.

Nos.	Watts	Diam. In.	Each
3000A	300-500	15	\$15.28
3050A	750-1500	17 1/2	20.80

Graybar

CROUSE-HINDS MDB-8 and MDB-10 FLOODLIGHTS

Cast aluminum neck.
Sheet aluminum reflector.
Clear glass lens, clamped to the housing by a split ring.
Adjustable vertically and horizontally.
Round flat base plate fits 4" outlet box.



Nos.	Beam	Lamp Size Watts	Ref. Diam. In.	Each
42403	Wide	100	8	\$15.36
42405	Wide	200	10	24.00

**MDB—LIGHT DUTY, CLOSED TYPE
500 Watt and 1000 Watt**



Light weight sheet aluminum floodlights. Produce the greatest amount of light for the money expended. For mounting, different types of brackets and attachments are available.

With Hinged Door and Cover Glass
Cross Arm Mounting

Nos.	Lamp Watts	Beam Spread	Each
44598	500	20°	\$67.20
44597	500	70°	57.60
44596	1000	20°	76.80
44595	1000	70°	65.28

Note: For Slip Fitter 1½" add \$3.96. Flat Base add \$1.98.

ALUMALUX



Closed or open type Alzak finish aluminum reflector floodlight, two types, medium and narrow beam spread, to provide better light control, making it possible to confine practically all the light to a certain area.

CLOSED TYPE

With Hinged Door and Cover Glass
Medium Beam

Nos.	Lamp Watts	Mounting	Each
43953	750-1500	1½" Slip Fitter	\$88.32
43951	750-1500	Cross Arm	84.48

Narrow Beam

43954	750-1500	1½" Slip Fitter	\$101.76
43952	750-1500	Cross Arm	97.92

CLOSED TYPE PROJECTOR



Heavy duty, cast aluminum, closed floodlight projector with Alzak reflectors, Pyrex lens, non-corrosive metals throughout.

Also plain, spread or diffusing lens are available standard bolt base mountings. Other mountings may be secured if desired.

Nos.	Lamp Watts	Beam	Each
42428A	200-250	Wide	\$82.56
42429A	200-250	Narrow	82.56
42740	300-500	99°x96°	130.56
42739	300-500	42°x26°	130.56
42741	750-1000	90°x99°	163.20
42932	750-1000	37°x20°	163.20

BENJAMIN FLOODLIGHTS



Sheet aluminum housing. Dust-tight, weather-proof construction. Mounting bracket adjustable, all positions. Heat-resisting glass cover.

Glass reflectors: silver plated, with shock-proof mounting.

Knob at rear of housing makes beam control easy.

Model RD11—13" Floodlight

Use 200-watt Type PS or 250 Type G lamp.

Nos.	Style Cover	Each
5825	Plain	\$71.00

Model RD14—16" Floodlight

Use 300-500-watt Type PS or 500-watt Type G lamp.

Nos.	Style Cover	Each
5850	Plain	\$112.32

Model RD18—20" Floodlight

Use 750-1000-watt Type PS or 1000-watt Type G lamp.

Nos.	Style Cover	Each
5875	Plain	\$158.70

Stippled or Ribbed Covers available at same price.

**"OLYMPIA"
FLOODLIGHTS**



A new alzak aluminum floodlight with impact-resisting glass spun into reflector, for sport and utility floodlighting. Has weatherproof construction with detachable hood for quick, safe maintenance. Tubular yoke and plate for crossarm mounting.

Nos.	Beam Types	Watts	Diam. In.	Each
6270	Narrow	750-1500	20	\$111.92
6272	Medium	750-1500	18	99.08
6274	Wide	750-1500	18	92.60

**"UTILITY"
FLOODLIGHTS**



A versatile alzak aluminum weather-proof unit. Meets requirements of many general-purpose and decorative floodlighting jobs. With five mounting styles.


**Concentrating Type Polished Alzak
150-200-Watt Floodlight**

Nos.	Style Cover	Bracket	Each
6011	Stippled	Base-spike	\$27.04
6016	Stippled	½" Pipe Brkt.	27.04

**Spread Type Etched Alzak Aluminum
Reflector**

Nos.	Style Cover	Bracket	Each
P6022B	Plain	Stand Mtg.	\$48.56
P6022M	Plain	Cross arm	46.68

**BENJAMIN
"DUO-SERVICE"
Open Porcelain Enamel Floodlights**



Porcelain enameled wide diffusing floodlight with adjustable inner reflector of processed aluminum. The inner reflector can be adjusted to place a beam of light on buildings or other vertical surfaces independent of ground lighting. Mountings are cast aluminum and weather-proof. Width across front 25". Depth 23¼". Height 19".

Nos.	Lamp Size Watts	Pole Cap. In.	Each
5764	750-1500	1½	\$61.68
5764A	750-1500	2	61.68

Deduct \$4.10 list if inner reflector is not wanted.

**BENJAMIN
"ELLIPTO-LITE"**



Inexpensive wide angle open-type porcelain enameled diffusing floodlight with processed aluminum inner reflector. Particularly suited for lighting outdoor sport or recreation areas, playgrounds and parking lots.

Nos.	Lamp Size Watts	Mounting Bracket	Each
5771	300-500	Cross arm	\$35.54
5971	750-1500	Cross arm	37.40
5774	300-500	Pole Cap 1½"	39.26
5975	750-1500	Pole Cap 1½"	41.12

Deduct \$4.10 list for flood without inner reflector.

**REPLACEMENT SOCKETS FOR ABOVE
FLOODS**

Nos.	Each
2772	\$2.00

**REVERE
"ELIPTOR"**

General service type floodlight. All main castings are aluminum. Adjustments have degree markings for presetting. Complete line of standard Mtg. brackets are available.

Nos.	Lamp Size Watts	Mounting Bracket	Each
3806	300-500	Cross arm	\$29.02
3807	750-1500	Cross arm	30.82
3802	300-500	2" Pipe	32.62
3803	750-1500	2" Pipe	34.44

Graybar

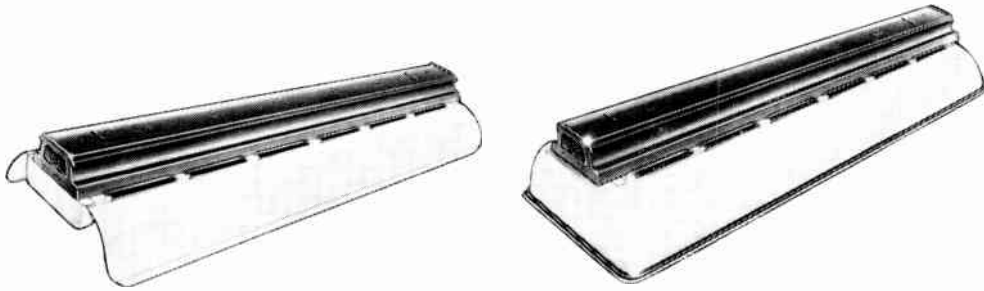
Graybar

Graybar

Graybar

FLUORESCENT "CFI" DAY-LINE FIXTURES

With Open and Closed End Slotted Reflectors



Complete single units for two and three 40-watt and two 85-watt Fluorescent Lamps. One-piece, all-white open-end Vitreous porcelain enamel reflectors have apertures to provide 10% upward illumination. Die-formed channel supports Turret sockets and reflector mounting studs. Finished in HOT-BONDED aluminum gray enamel. Reflectors supported by self-centering, captive wing nuts . . . easily installed and removed. Units can be supported by rod, pipe, chain or Hyde Hangers. Fixtures furnished wired and include RAPID SMOOTH-START ballasts on 40-watt size. NO-BLINK type starters on 85-watt size. All for 118-volt, 60-cycle, A.C. operation.


Complete single units for two and three 40-watt and two 85-watt Fluorescent Lamps. One-piece, all-white closed-end Vitreous porcelain enamel reflectors have apertures to provide 10% upward illumination. Die-formed channel supports Turret sockets and reflector mounting studs. Finished in HOT-BONDED aluminum gray enamel. Reflectors supported by self-centering, captive wing nuts . . . easily installed and removed. Units can be supported by rod, pipe, chain or Hyde Hangers. Fixtures furnished wired and include RAPID SMOOTH-START ballasts on 40-watt size. NO-BLINK type starters on 85-watt size. All for 118-volt, 60-cycle, A.C. operation.

Nos.	Length	Lamps	Each
RS-40281-W	49 1/8	2-40W	\$38.00
RS-40381-W	49 1/8	3-40W	52.30
RS-50231-W	61 1/2	2-85W	69.40

Nos.	Length	Lamps	Each
RS-40291-W	52 3/4	2-40W	\$42.70
RS-40391-W	52 3/4	3-40W	56.90
RS-50221-W	66	2-85W	77.40

SLIMLINE "CFI" DAY-LINE FIXTURES

With Open End Slotted Reflectors



Complete fixtures for single unit and continuous installations. Coupling included with each unit for easy conversion or initial installation. Two- and three-lamp sizes listed for 75-watt Slimline lamps. Also available for 40-watt and 60-watt Slimline.

Reflectors supported by self-centering captive wing nuts . . . easily installed and removed. Fixtures can be supported by rod, pipe or chain.

One-piece, all-white, open-end Vitreous porcelain enamel reflectors have apertures to provide 10% upward illumination. Die-formed channel supports Turret sockets and reflector mounting studs. Finished in HOT-BONDED aluminum gray enamel.

ICE-TONG hangers facilitate continuous installations of rod or pipe. Slide to any position on channel . . . fewer hangers needed.

Fixtures furnished wired and include Turret sockets and 430 milliamper ballasts for 118-volt, 60-cycle, A.C. operation.

Nos.	Length	Lamps	Each
S-91281-8	7'11 1/2"	2-75W	\$67.30
S-91381-8	7'11 1/2"	3-75W	92.70

HANGING DEVICES



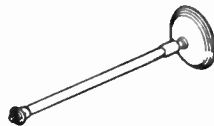
Ice-Tong Hanger



Cable Clamp



Pivoting Hanger Strap



A-J Adjustable Stem Hanger



Pair 5-Ft. Chains & "S" Hooks

Nos.	Description	Each
9952-A	ICE-TONG HANGER CLAMP for 3/8" Rod or Mtg. Screws	\$1.20
9952-B	ICE-TONG HANGER CLAMP for 1/2" Conduit	1.20
9953	CABLE CLAMP FITS 1/2" K.O. in Channel	1.40
9957-A	PIVOTING HANGER STRAP for 3/8" Rod or Mtg. Screws	.48
9957-B	PIVOTING HANGER STRAP for 1/2" Conduit	.48
7717-A	"A-J" ADJUSTABLE STEM HANGER, 24" Length	3.30
9963	Pair 5' Chains and "S" Hooks	1.20

All Items on This Page—Cash Discount 2%

FLUORESCENT ECONOMY UNITS



HOT-BONDED enamel reflector, white inside and gray outside. Stamped one-piece top finished in HOT-BONDED aluminum gray enamel. Heavy-duty push-type sockets. Large captive wing nuts support reflector. Wired with HPF ballasts for 118-volt, 60-cycle, A.C. operation. Support with pipe, chain, rod or Hyde Hanger.

No.	Width In.	Lamps	Each
240-TT	11 1/2	2-40W	\$28.92

HYDEE FIXTURE HANGERS

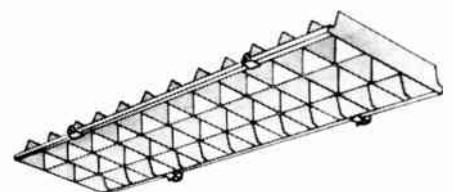


HYDEE HANGER (No. 9988) fastens to ears of 4" or 3 1/2" outlet box or open-type plaster ring. Includes receptacle for two-prong plug, two 5' chains, cord clips, and "S" hooks.

Adapter strap (No. 9989) for use with concrete outlet box.

Nos.	Width In.	Length In.	Each
9988	4 1/8	10 1/8	\$2.00
998930

SHIELDING ACCESSORIES FOR "CFI" DAY-LINE HINGED LOUVERS



Hinged egg-crate type louvers finished in HOT-BONDED SUPER-WHITE enamel. For 40- and 85 watt Fluorescent and 75-watt Slimline fixtures.

Nos.	Used With	Each
R-7724-T	40-W Fluorescent	\$10.00
R-7725-T	85-W Fluorescent	13.20
R-7724-8	75-W Slimline	20.00

LONGITUDINAL LOUVERS FOR TWO-LAMP FIXTURES



For use with two-lamp fixtures to provide lateral shielding. Finished in HOT-BONDED SUPER-WHITE enamel.

Nos.	Used With	Each
7721	Two-Lamp 40-Watt Fluorescent	\$2.40
8521	Two-Lamp 85-Watt Fluorescent	4.80
7821	Two-Lamp 75-Watt Slimline	4.80

Graybar

Graybar

BENJAMIN 25% UP-LIGHT INDUSTRIAL FIXTURES

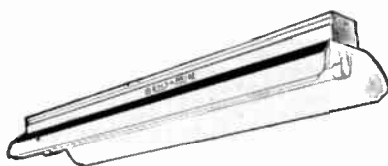


BENJAMIN TASK-MASTER


Unique combination spine-support and porcelain enameled lamp shield provides shielding angle of 35°. Unit delivered with all connections made up to the terminal block. To facilitate continuous line installation of "Task-Master" Units, the ends of each unit are equipped with a hook on the bottom and a hole on the top.

Nos.	Type	Length	Width	Each
96302	2-lamp 75w	8'7 ¹ / ₄ "	16 ¹ / ₁₆ "	\$100.00
48302	2-lamp 40w	4'7 ¹ / ₄ "	16 ¹ / ₁₆ "	62.50

BENJAMIN R.L.M. FLUORESCENT UNITS



No. 40162



No. 40662

Open-end porcelain enameled units for general and local lighting. Reflectors are porcelain enameled steel finished, white inside, gray outside. Steel housing finished in gray enamel. Standard Ballasts and FS-4 Starters. Wired with 6" leads and spring-type sockets.

OPEN END UNITS

Benj. Nos.	Wheeler Nos.	Watts	Width In.	Voltage	Each
40162	R8021	2-40	11 ¹ / ₂	110-125	\$35.12
40163	R8031	3-40	13 ¹ / ₈	110-125	49.00


Two-Lamp Units with instant-starting ballasts available; write for prices.
*Can be supplied with 199-216-volt ballasts at slightly higher prices.

CLOSED END UNITS

Benj. Nos.	Wheeler Nos.	Watts	Width In.	Voltage	Each
40662	R8221	2-40	13 ¹ / ₈	110-125	\$40.38
40663	R8231	3-40	13 ¹ / ₈	110-125	53.24

Two-Lamp Units with instant-starting ballasts available; write for prices.
Can be supplied with 199-216-volt ballasts at slightly higher prices.


BENJAMIN SLIMLINE UNITS



Units for use with 96", 72" and 48" Slimline Lamps. Reflectors of porcelain enamel, white inside and gray outside. Reflectors of 72" and 96" units made up of two sections for ease of maintenance. Channel of 20 gauge steel finished inside and outside of gray baked enamel over phosphorized treatment. All control equipment mounted in channel. Units have R.L.M. label. Underwriters approved.

Open End Nos.	Each	Closed End Nos.	Length In.	Volts	Mil. Amp.	Each
96102	\$88.02	96202	96	110-125	430	\$97.38
72102	73.50	72202	72	110-125	430	80.64
48102	49.38	48202	48	110-125	430	56.00

ECONOMY UNITS MITCHELL



LOW COST INDUSTRIAL

All-purpose fully-guaranteed fixture, extremely low in cost. Knockouts for all types of mounting. Reflectors finished with white Baked Enamel.

Nos.	Lamps	Width In.	Each
2098	2-40 Watt	11 ¹ / ₂	\$15.90
2099	2-40 Watt	13 ¹ / ₄	17.58

SMITHCRAFT



Extremely economical all-purpose industrial fixture. Heavy gauge steel reflectors finished in Supercoat Baked Enamel, provide 13¹/₂° shielding. 4-foot sections with knockouts in end caps for continuous wiring. Fully enclosed ballasts. Length 48¹/₂ inches.

Nos.	Lamps	Width In.	Each
LL-2-40	2-40 Watt	11	\$17.38

BENJAMIN "VAPOR-TITE 40" FLUORESCENT UNITS



No. 49562-CL

Durable, one-piece Vapor-light unit listed by Underwriters' Laboratories for locations where noncombustible vapors or dust is present. With double strength grade "A" clear glass. Porcelain enamel housing; gray outside, white inside. H.P.F. ballasts and FS-4 starters.

Nos.	Lamps	Covers	Each
49562-CL	2-40 Watt	Glass	\$ 86.38
49563-CL	3-40 Watt	Glass	100.76
49562-PG	2-40 Watt	Plastic	108.88
49563-PG	3-40 Watt	Plastic	123.26

Graybar

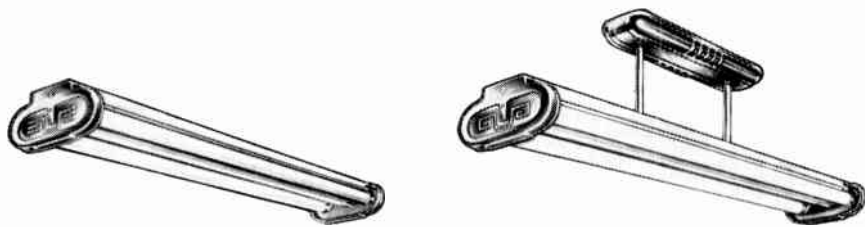
Graybar

Graybar

G r a y b a r

2 AND 4 TUBE COMMERCIAL FLUORESCENT

DAYBRITE "TOP NOTCH"



No. 46200-4

No. 46207-4

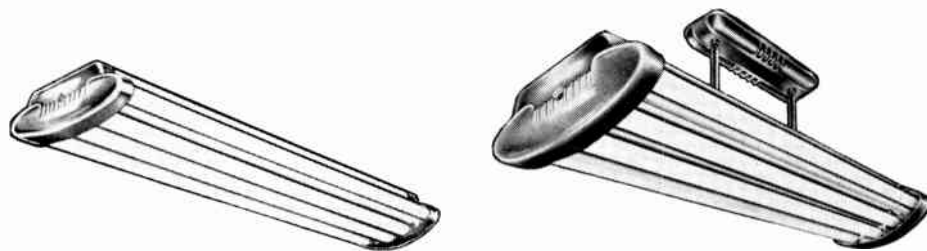
Units are Die-Formed and have Welded Steel construction throughout for uniformity. Snap-on wire. Way cover provides access to control equipment.

Plenty of K.O.'s. and mounting holes for installation. Simplified through wiring by self-boshed holes in end of chassis. Locknuts, nipples not required.

Nos.	Mounting	Length, In.	Each
46200-4	Surface	48½	\$26.90
46207-4	8" Twin Stem	48½	32.30
46201-4	24" Twin Stem	48½	33.50

Units have rapid start E.T.L. ballast.

DAYBRITE "FAIR WAY"



No. 46422-4

No. 46423-4

Open-type units for two and four 40-watt Fluorescent Lamps. Chassis finished in HOT-BONDED SUPER-WHITE. Ends in baked lustre aluminum enamel.

Wired with E.T.L. Rapid Smooth-Start ballasts for 118-volt, 60-cycle, A.C. operation.

Nos.	Mounting	Length, In.	Each
46422-4	Surface	48½	\$52.00
46425-4	8" Twin Stem	48½	57.40
46423-4	24" Twin Stem	48½	58.60

Single Stem Hangers for Above—Adjustable Type

3318-A	8" Overall	\$3.00
3314-A	24" Overall	3.60



MITCHELL 3034 AND 3035

All-steel fixture for two or four 40-watt lamps. For surface or pendant mounting as a unit or in continuous rows. 20-gauge steel reflector and channel finished in baked white enamel. Ample knock-outs for easy installation. FS-4 starters included.

Nos.	Width In.	Length, In.	Each
3034	10	48½	\$20.40
3035	12	48½	34.02

HANGERS FOR ABOVE—30" LENGTHS

031ST	Single Stem	\$3.48
032ST	Twin Stem	4.50

All Items on This Page—Cash Discount 2%, except Mitchell and Garcy 1%

FLUORESCENT STRIPS



DAYBRITE

Die-formed steel channel is rust-inhibited. Snap-on channel covers are easy to install.

Nos.	Lamp	Length In.	Each
29145	1-20W	25¼	\$ 6.00
39145	1-30W	37¼	10.50
89145	1-40W	49¼	10.50
89145-8	2-40W	97¼	18.40

GARC Y X STRIP

Sturdy substantial strips. With low power factor ballasts. Two end boxes included with each unit. Use No. 8000D coupling in place of end box for continuous run. White enamel finish.

Nos.	For Lamp	Channel Length, In.	Each
X8000-18L	15W	19	\$ 7.00
X8000-24L	20W	25	7.20
X8000-36L	30W	37	10.60
X8000-48L	40W	49	10.80
8000-X	Extra End Boxes		.42
8000-D	Coupling		.50

REFLECTORS FOR GARC Y X-STRIP

Full (Symmetric) Reflectors White Enamel

Nos.	Each
18002-18"	\$4.40
18002-24"	4.60
18002-36"	5.00
18002-48"	5.20

Half (Asymmetric) Reflectors White Enamel

Nos.	Each
18003-18"	\$4.40
18003-24"	4.60
18003-36"	5.00
18003-48"	5.20

MOE

Economy light strips. Snap-on channel cover. End caps can be used as couplings for continuous rows.

Individually cartoned with standard starters included. L.P.F. Ballast.

Nos.	Lamps	Length In.	Each
M4115	1-15W	19	\$ 6.00
M4120	1-20W	25	6.42
M4130	1-30W	37	10.10
M4140	1-40W	49	10.46
M4142	1-40W	Rapid Start	12.78


All of the above units with high power factor ballasts can be supplied.

G r a y b a r

G r a y b a r



1-Tube Unit




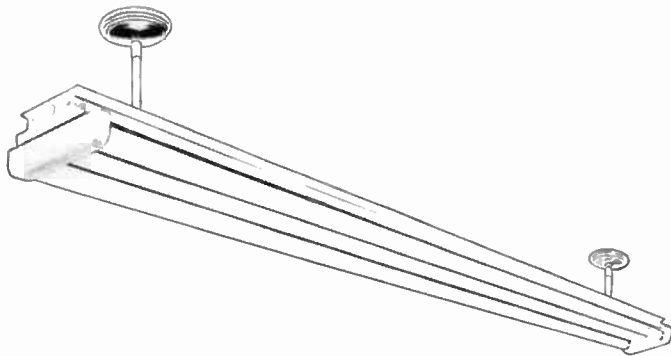
2-Tube Unit

OPEN TYPE SLIMLINE FIXTURES

Slimline 75 watt strip light. Many applications for this economical unit. Fixture furnished in white enamel. End caps included. Underwriters approved—Ballast rated at 425 M.A.

Nos.	Lamps	Each
SS196	1-96"	\$44.80
SS296	2-96"	48.50
SS496	4-96"	86.20

DAYBRITE SLIMLINE STRIPS
"RANGER"



CONSTRUCTION

Die-formed and welded steel construction throughout for uniformity and structural stability.

Same basic units used as single units and for continuous installations.

Plenty of knockouts and mounting holes for installation and feed.

Hot-Bonded Finish. Entire chassis finished in Super-White.

Simplified through wiring. Self-bushed holes in ends of chassis. Lock-nuts, nipples not required.

INSTALLATION AND SERVICING

8-ft. basic lengths. Require a minimum number of hangers. Units and fill-in sections available for 60-watt and 40-watt Slimline lamps.

Surface mounting straps are provided with all fixtures.

"A-J" Adjustable Hangers supplied for continuous suspension mounted installation provide over one inch of vertical adjustment through ex-

ternally hand-operated fittings. Same hangers used at ends and coupling points of fixture runs. Hot-Bonded aluminum enamel finish. All hangers have swivel fittings and all parts necessary for complete installation.

Sliding Clamp Hangers can be used with stem hangers allowing location of stems at any position in channel length.

WIRING

No starters needed. Slimline provides instant starting.

Certified ballasts. 430-milliamperes, ETL approved, 118-volt, 60-cycle, A.C.

Turret Sockets* provide for extremely easy relamping. Push lamp either way to remove and replace.

Individually wired for single unit or continuous surface or suspension mounted installation (through circuit wires not included).

Approved by the Underwriters' Laboratories.

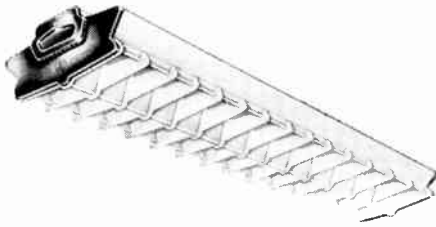
Nos.	Length In.	Each
96260-8	95 1/2"	\$52.60
66260	71 1/2"	47.70
96260-4	47 1/2"	33.00

ACCESSORIES

Nos.	Each
9999-A—Stud Mounting Strap	\$0.56
3318-A—Single Stem Hanger 8" long	3.00
3425-A—Slide Clamp Hanger (Use with #3318 Hanger)	.88

Graybar


DAYBRITE METAL SIDE PANELS
"LENNOX"



Snap-on enclosure is all-metal construction finished in baked Super-White enamel with ends in baked lustre aluminum. Easily removed for cleaning and servicing. Completely wired for either unit or continuous mounting. For use with rapid-start lamps.

Nos.	Description	Length, In.	Each
46220-4	2 40-watt Metal Enclosures	49	\$40.00
46420-4	4 40-watt Metal Enclosures	49	69.80

SMITHCRAFT MERCURY FLUORESCENT



All metal unit, white enamel finish. Spill light illuminates sides. Louvered 35°x25° bottom. Conventional start, with regular starters.

Nos.	Lamps	Each
MER2-40	2-40W	\$42.38
MER3-40	3-40W	54.96
MER4-40	4-40W	59.46

Also available in Slimline.

SMITHCRAFT HANGERS

SS102	Single Stem 15" long	\$2.18
SS105	Double Stem Set 30" long	5.38

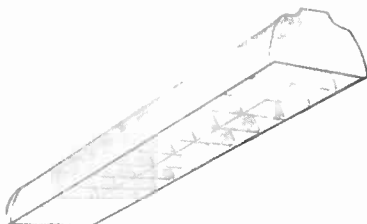
SMITHCRAFT "IQ"



Self-illuminated side panels minimize contrast. Special "Lo-Brite" louver finish assures low brightness, high efficiency. Louvers and side reflectors, hinge down or can be entirely removed without tools. Supplied with Standard Starters.

Nos.	Description	Length Ft.	Each
IQ2-40CB	2 40-watt Bi-Pin Lamps	4	\$34.88
IQ2-96-430	2 96" T-12 430-MA Lamps	8	69.38
IQ2-48-430	2 48" T-12 430-MA Lamps	4	42.38

CURTIS "CHALLENGER"



Approximately 40% of the light is directed to the ceiling. Side reflectors and louvers finished in white "Fluracite". May be close-ceiling or pendant mounted. Louvers hinge down for re-lamping. Fully wired, has regular starters.

Nos.	Description	Length, In.	Each
3525-CLH	2-40-watt lamps	48 1/8	\$36.30

All Items on This Page—Cash Discount 1%, except Daybrite 2%

DAYBRITE VIZ-AID-2 AND VIZ-AID-4 FLUORESCENT



Shielded units for two 40-watt Fluorescent Lamps. Chassis and enclosure finished in HOT-BONDED SUPER-WHITE enamel. Snap-on enclosure has ribbed glass side panels. Furnished wired with Rapid Smooth-Start ballasts for 118-volt, 60-cycle, A.C. operation.

Dimension: 48 1/2" long, 6 1/4" high, by 13" wide.

Cat. Nos.	Lamps	Mounting	Each
46230-4	2-40W	Surface	\$42.20
46231-4	2-40W	24" Suspension	48.80




Shielded units for four 40-watt Fluorescent Lamps. Chassis and enclosure finished in HOT-BONDED SUPER-WHITE enamel. Snap-on enclosure has ribbed glass side panels. Furnished wired with Rapid Smooth-Start ballasts for 118-volt, 60-cycle, A.C. operation.

Dimensions: 48 1/2" long, 6 1/4" high by 16 1/2" wide.

Cat. Nos.	Lamps	Mounting	Each
46462-4	4-40W	Surface	\$71.80
46463-4	4-40W	24" Suspension	78.40

GARCY FLUORESCENT AND SLIMLINE UNITS

5082-5084 SERIES



Plastic Sides—Open Top

Nos.	Lamps	Each
5082P-4	2-40w Fluorescent	\$38.20
SL5082P-4	2-48" 430 ma Slimline	44.20
SL5082P-8	2-96" 430 ma Slimline	70.70
5084P-4	4-40w Fluorescent	66.20
SL5084P-4	4-48" 430 ma Slimline	75.40
SL5084P-8	4-96" 430 ma Slimline	113.70

Also available with metal sides.

FLUORESCENT HANGERS

Daybrite

Nos.	Type	Length, In.	Each
3314-A	Single	24	\$3.60
3324	Twin	24	6.00

Garcy

A12801	Single	22	\$2.90
12805	Twin	22	6.10

Smithcraft

SS115	Single	15	\$2.38
SS105	Twin	30	5.38

Wakefield

44-A	Single	20	\$2.40
12	Twin	20	5.38

Curtis

634	Single	24	\$2.38
631	Twin	24	5.00

WAKEFIELD FLUORESCENT



"Grenadiers" are louvered units, with metal framed translucent white plastic side panels. May be joined for continuous-row installation.

Metal parts are rustproofed and finished in soft metallic satin. FS-4 starters.

SINGLE FLUORESCENT UNITS

Nos.	Lamps	Type Mounting	Each
GRN-24841-A	2-40W	On ceiling	\$43.36
GRN-24843	2-40W	Canopy suspension	48.12
GRN-24812-A	2-40W	Twin stem hanger	47.34
SEN-44841-A	4-40W	On ceiling	71.40
SEN-44834-A	4-40W	Twin stem—5"	73.76
SEN-44812	4-40W	Twin stem—20"	75.38

SMITHCRAFT FEDERAL FLUORESCENT



Economical, louvered plastic side, commercial fixture with NEW Rapid-Start Ballast. Uses F40T12RS lamps.

No.	Lamps	Each
FED-2-40-P	2-40W	\$32.38

ST L 137

Graybar

GARCY THIN-PANEL SERIES



Two-lamp units are 12" wide; four-lamp units are 16" wide. Fixtures can be coupled end-to-end, side-to-side, or end-to-side.

Extruded Plastic Sides—Open Top

Nos.	Lamps	Type	Each
9702P-4	2-40w	Fluorescent	\$45.20
9704P-4	4-40w	Fluorescent	75.80

Slimline

SL9702P-8	2-96"	Slimline	\$75.70
SL9704P-8	4-96"	Slimline	126.00

GARCY "VISUALIERS"



All metal unit. Self-illuminating exterior sides. White enamel finish.

Nos.	Lamps	Each
N5050-4	2-40w Fluorescent	\$44.10
SLN5050-4	2-40w 430 ma Slimline 48"	51.50
SLN5050-8	2-72w 430 ma Slimline 96"	83.80

Rapid Start available. No extra charge.

MITCHELL LODESTAR



Economy unit in fluorescent or slimline. Has plastic side panels and metal louvers.

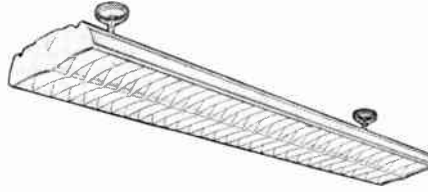
Nos.	Lamps	Type	Each
4411	2-40W	FS4 Starters	\$32.58
4451	4-40W	FS4 Starters	51.36
4413	2-40W	Rapid Start	32.58
4453	4-40W	Rapid Start	51.36

SLIMLINE

4415	2-75W	Slimline	64.68
4455	4-75W	Slimline	98.04
4414	2-38W	Slimline	39.84
4454	4-38W	Slimline	64.14

DAYBRITE

LUVEX-2 AND LUVEX-4 ALL-METAL FIXTURES



All-metal shielded units for two 75-watt Slimline Lamps. Recommended for suspension mounting only. Enclosure and louvers finished in HOT-BONDED SUPER-WHITE enamel. Completely interlocked construction for structural stability. Furnished wired with 430 MA. ballasts for 118-volt, 60-cycle, A.C. operation.

Dimensions: 96½" long, 4¾" high by 12¾" wide.

SLIMLINE

Nos.	Lamps	Mounting	Each
96266-8	2-75W	8" Stem	\$77.00
96267-8	2-75W	24" Stem	78.20

FLUORESCENT

Nos.	Lamps	Mounting	Each
46456-8	4-40W	8" Stems	\$82.40
46456-4	2-40W	8" Twin Stems	44.40

Hangers are included in above prices.



Four-lamp 75-watt Slimline Luvex is similar in construction to the Luvex-2. Enclosure and louvers interlocked for strength and stability. Finished in HOT-BONDED SUPER-WHITE throughout. Furnished wired with 430 MA. ballasts for 118-volt, 60-cycle, A.C. operation.

Dimensions: 96½" long, 4¾" high by 21" wide.

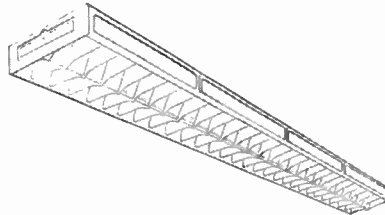
SLIMLINE

Nos.	Lamps	Mounting	Each
96468-8	4-75W	8" Stem	\$124.00
96469-8	4-75W	24" Stem	125.26

FLUORESCENT

Nos.	Lamps	Mounting	Each
46448-4	4-40W	8" Stem	\$73.40
46449-4	4-40W	24" Stem	74.60

PLEXOLINE-2 AND PLEXOLINE-4 FIXTURES



Louvered units with ribbed glass side panels for two 75-watt Slimline Lamps. Enclosure and louvers finished in HOT-BONDED SUPER-WHITE enamel. Surface mounted fixtures include ceiling reflector plates. Furnished wired with 430 MA. ballasts for 118-volt, 60-cycle, A.C. operation.

Dimensions: 96⅞" long, 4" high by 12¾" wide.


SLIMLINE

Nos.	Lamps	Mounting	Each
*97200-8	2-75W	Surface	\$88.50
97201-8	2-75W	24" Stem	90.20
*47200-4	2-38W	Surface	54.50

FLUORESCENT

Nos.	Lamps	Mounting	Each
*47210-4	2-40W	Ceiling (Rapid Start)	\$47.90
47215-4	2-40W	8" Stem (Rapid Start)	49.90

*Surface mounted fixtures include top reflector plates.



Four-lamp 75-watt Slimline louvered units with ribbed glass side panels. Enclosure and louvers finished in HOT-BONDED SUPER-WHITE enamel. Surface mounted fixtures include ceiling reflector plates. Furnished wired with 430 MA. ballasts for 118-volt, 60-cycle, A.C. operation.

Dimensions: 96⅞" long, 4" high by 21" wide.

SLIMLINE

Nos.	Lamps	Mounting	Each
*97400-8	4-75W	Surface	\$142.80
97401-8	4-75W	24" Stem	141.20
*47400-4	4-38W	Surface	91.40

FLUORESCENT

Nos.	Lamps	Mounting	Each
*47410-4	4-40W	Surface (Rapid Start)	\$82.40
47415-4	4-40W	8" Stem (Rapid Start)	82.80

*Surface mounted fixtures include top reflector plates.

Graybar

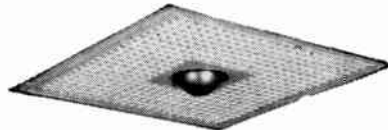
Graybar

Graybar


G R A Y B A R



Semi-Recessed Unit



Recessed Unit



Surface Mounted Unit

Skylike is a modern louvered lighting system designed for use with silvered bowl incandescent lamps. The basic unit is designed for recessing in any type of ceiling. However, it is equally effective when semi-recessed or surface mounted. Units are highly efficient and provide soft, well diffused illumination of pleasing color quality. Basic unit consists of reflector and louver to which is added interchangeable group of accessories to provide for lamps from 150 to 500 watts. Plaster, semi-recessed and surface mounting frames are also available.

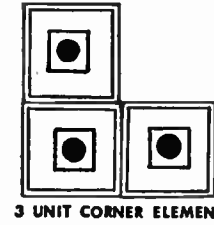
SILVERED BOWL OR SEMI-SILVERED BOWL LAMPS:

Skylike units with silvered bowl lamps provide softly diffused light with low brightness from all normal viewing angles. Recommended for offices, classrooms, libraries, etc. When used with semi-silvered bowl lamps a concentrating distribution is obtained, suitable for sales areas and high ceiling rooms. An inexpensive accessory shields downward light.

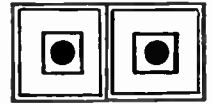
CONSTRUCTION: Reflectors are of steel die formed in one piece. Steel projection welded eggcrate louver is hinged and removable. Reflector and louver finished two coats baked white enamel. Lamps extend thru louver and may be removed and replaced with pole type lamp changer.

FEATURES . . .


- Warm color—most desired by merchandising experts.
- Low Cost— $\frac{1}{2}$ to $\frac{1}{3}$ that of equipment giving comparable results.
- Floor service relamping.
- Variable lamp size—150 to 500 watts.
- Low brightness— 90° shielding.
- No flickering, blinking or hum.
- Instant starting.
- No light loss from darkened ceiling or walls.
- Units fit 24"x24" ceiling tiles, recessed, semi-recessed or surface mounted in rows or patterns.



3 UNIT CORNER ELEMENT



TWO-IN-LINE



FOUR SQUARE


A few of the many patterns in which Skylike units may be installed. 24" modular design allows complete flexibility in acoustical or plaster ceilings.

Code No.	Silvered Bowl Lamp Size	Type Installation	Size of Ceiling Opening, In.	Depth	Price
R50F/150	150W	Recessed	24 x24	7 $\frac{3}{4}$ "	\$40.00
R50F/200	200W	Recessed	24 x24	7 $\frac{3}{4}$ "	40.00
R50F/300	300W	Recessed	24 x24	8 $\frac{7}{8}$ "	41.40
SR50F/150	150W	Semi-Recessed	24 x24	5 $\frac{3}{4}$ "	50.00
SR50F/200	200W	Semi-Recessed	24 x24	5 $\frac{3}{4}$ "	50.00
SR50F/300	300W	Semi-Recessed	24 x24	6 $\frac{7}{8}$ "	51.40
SM50F/150	150W	Surface Mounted	*25 $\frac{9}{16}$ "x25 $\frac{9}{16}$ "	**7 $\frac{3}{4}$ "	45.00
SM50F/200	200W	Surface Mounted	*25 $\frac{9}{16}$ "x25 $\frac{9}{16}$ "	**7 $\frac{3}{4}$ "	45.00
SM50F/300	300W	Surface Mounted	*25 $\frac{9}{16}$ "x25 $\frac{9}{16}$ "	**8 $\frac{7}{8}$ "	47.40


*Overall dimensions of surface mounted unit.
**Overall depth of unit and frame.

G R A Y B A R

SILVRAY SILVER-SPOT



Recessed Unit



Surface Unit

Efficiency, compact size and precise control of light, without glare, are featured in the Silver-spot down-light group designed specifically for use with 100-W A-21 clear silvered bowl lamp. Two types of reflectors available—one provides concentrating distribution with a spread of 15° ; the other, a wide distribution of about 30° spread. Recessed units include housing, reflector, louver and plaster frame. Surface mounted units are complete with housing, reflector, louver and surface mounting enclosure. Nos. 100R, 100S concentrating and Nos. 101R, 101S diffusing types.


RECESSED UNITS				SURFACE UNITS			
Nos.	Diameter Ceiling Opening In.	Height In.	Each	Nos.	Diameter Ceiling Opening In.	Height In.	Each
100R	9 $\frac{1}{2}$ "	5 $\frac{1}{2}$ "	\$14.20	100S	10 $\frac{1}{2}$ "	3 $\frac{1}{2}$ "	\$14.30
101R	9 $\frac{1}{2}$ "	5 $\frac{1}{2}$ "	14.20	101S	10 $\frac{1}{2}$ "	3 $\frac{1}{2}$ "	14.30

Price includes plaster ring.

Two 100-watt A-21 clear silvered bowl lamps supplied with all units.

All Items on This Page—Cash Discount 1%

SKYLINE SILVER-DOT



For Pin-Point Lighting . . . a compact, highly efficient recessed down-lighting device employing a ceiling aperture for passage of a precisely focused beam of light. Designed for accent or special effect lighting in commercial or residential interiors where complete concealment of the light source is desired. Recess depth, 7 $\frac{1}{4}$ "; ceiling opening, 6 $\frac{1}{2}$ "; ceiling plate, 7".

Designed for Use with 100-Watt A-21 Clear

Silvered Bowl Lamp

No.	Type	Each
110	Wide	\$14.20

St L 139

LEADER FLUORESCENT UNITS

OFFICER



Slim styling, maximum horizontal diffusion. Swinging plastic louver. Translucent side panels. Ceiling or suspension type, for individual mounting or in continuous rows. White enamel finish. Wired with standard ballasts and starters. 115 volts A.C.

Nos.	Type	Lamps	Each
VL-240-31P	Ceiling	2-40W	\$48.30
VL-440-31P	Ceiling	4-40W	79.52

SLIMLINE



Thin modern unit for 96" slimline tubes. Swinging plastic louvers, translucent side panels. Ceiling or suspension type, for individual mounting or in continuous rows. White enamel finish. Wired with HPF 115 volts A.C.

Nos.	Type	Lamps	Each
VL-296-430	Ceiling	2-425 Milliamp	\$101.58
VL-496-430	Ceiling	4-425 Milliamp	152.08


VARSITY



Is economical in original cost and maintenance cost. Highly efficient in operation. Metal louvers, hinge from either side. H.P.F., E.T.L. ballast.

No.	Lamps	Length In.	Each
V-240	2-40W	48 3/8	\$35.48

NEW VARSITY SERIES



Plastic egg crate louver gives efficient light distribution. Ribbed plastic side panels add beauty. H.P.F. ballast.


Nos.	Lamps	Length In.	Each
NV-240	40W	48 3/8	\$43.92
NV-340	3-40W	48 3/8	55.10
NV-440	4-40W	48 3/8	58.62

HANGERS FOR LEADER FIXTURES

Nos.	Type	Each
C-100	24" Single stem	\$2.86
C-210	24" Twin stem	5.26

DAYBRITE TROFFERS ENCLOSED TROFFERS

FLUORESCENT AND SLIMLINE



GLASS ENCLOSED

Ribbed glass panels mounted in die-rolled frame with separable hinging arrangement. Units are flange type for use in plaster or acoustical ceilings and include suspension straps for mounting to wood ground or steel channel supported ceilings. Interior and all exposed trim finished in HOT-BONDED SUPER-WHITE ENAMEL.


Fluorescent fixtures wired with Rapid Smooth-Start ballasts and Slimline fixtures with 430 MA. ballasts. All for 118-volt, 60-cycle, A.C. operation. Units are 12" wide, 7 5/8" deep incl. straps.

Nos.	For Lamps	Length In.	Each
42235-4	2-40W Fluo.	48	\$ 51.60
42335-4	3-40W Fluo.	48	66.40
92235-8	2-75W Slim.	96	95.50
92335-8	3-75W Slim.	96	128.70

PLASTER FRAMES

Nos.	Used With	Each
7771-4	40-W Units	\$ 7.80
7771-8	75-W Units	13.20

LOUVERED



Die-formed steel hinged louvers furnish 35 x 25 degree shielding. Units are flange type for use in plaster or acoustical ceilings and include suspension straps for mounting to wood ground or steel channel supported ceilings. Interior and all exposed trim finished in HOT-BONDED SUPER-WHITE ENAMEL.


Fluorescent fixtures wired with Rapid Smooth-Start ballasts and Slimline fixtures with 430 MA. ballasts. All for 118-volt, 60-cycle, A.C. operation.

Nos.	For Lamps	Length In.	Each
44245-4	2-40W Fluo.	48	\$52.00
44345-4	3-40W Fluo.	48	66.80
94245-8	2-75W Slim.	96	96.30
94345-8	3-75W Slim.	96	129.50

PLASTER FRAMES

Nos.	Used With	Each
7771-4	40-W Units	\$ 7.80
7771-8	75-W Units	13.20

DAYBRITE MOBILEX FIXTURES



Recessed flange type units 2'x2' and 2'x4' for plaster and acoustical ceilings. Ribbed glass panels mounted in die-rolled frames with separable hinging arrangement. Complete units listed for two, three, and four lamps, 20 and 40 watt fluorescent.

Interior and all exposed trim finished in HOT-BONDED SUPER-WHITE enamel. All fixtures include suspension straps and plaster frames are available. Furnished wired with Rapid Smooth-Start ballasts on 40-watt size and HPF ballasts and NO-BLINK type starters on 20-watt. All for 118-volt, 60-cycle, A.C. operation.

GLASS PANELS

Nos.	Lamps	Height In.	Width In.	Length In.	Each
24275	2-20W	7 1/8	24	24	\$54.20
24375	3-20W	7 1/8	24	24	64.60
24475	4-22W	7 1/8	24	24	72.60
44275	2-40W	7 1/8	24	48	72.80
44375	3-40W	7 1/8	24	48	87.60
44475	4-40W	7 1/8	24	48	92.00

PLASTIC PANELS


Nos.	Lamps	Height In.	Width In.	Length In.	Each
24295	2-20W	7 1/8	24	24	\$ 62.20
24395	3-20W	7 1/8	24	24	73.80
24495	4-20W	7 1/8	24	24	80.60
44295	2-40W	7 1/8	24	48	88.60
44395	3-40W	7 1/8	24	48	103.60
44495	4-40W	7 1/8	24	48	108.00

Also available with metal louvers.

PLASTER FRAMES

Nos.	Used With	Each
7880-2	20-W Fixtures	\$6.20
7881-4	40-W Fixtures	9.00

MOE UTILITY RECESSED FIXTURES



Attractive all steel recessed fixture for 2-20 watt fluorescent tubes. Glass and frame are hinged. Frame finish chrome.


Box size 24 1/2" x 6 3/4" x 4 1/4".

Nos.	Type Enclosure	Each
M5620	Flat Glass Panel	\$19.14
M5650	Bent Glass Panel	22.74

No plaster frame available. Use fixture can instead.

Graybar

DAYBRITE RECESSED "DUO-FRAME" UNITS



With Holophane Control Lens

With Corning Lensed Bowl

Recessed units in two sizes and with two lens arrangements. All are DUO-FRAME construction having two-piece frames. Inner frame supported by drop-hinges allowing servicing without disturbing outer frame or plaster ceiling.

Fixtures include porcelain socket, Alzak reflector and Corning or Holophane lens equipment. Furnished UNWIRED. Finished in baked lustre aluminum enamel. Plaster frames are available.

Nos.	HOLOPHANE Lens Dimensions		Lamp	Each
	In.	In.		
RS-851-RH	8 1/2	10 3/8 sq. x 7 dp.	150W	\$26.00
RS-121-RH	12	14 3/8 sq. x 9 dp.	200-300W	34.80

Nos.	CORNING Lens Dimensions		Lamp	Each
	In.	In.		
RC-851-RH	8 1/2	10 3/8 sq. x 7 dp.	150W	\$23.00
RC-121-RH	12	14 3/8 sq. x 9 dp.	200-300W	30.80

Nos.	PLASTER FRAMES Used With		Each
	Lens Size Units		
1311	8 1/2" Lens Size Units		\$4.40
1312	12" Lens Size Units		4.90

DAYBRITE RECESSED "DERBY" DOWNLIGHTS



No. 80140 accommodates PAR-38 (screw base) or 100-watt Type "A" lamp. Includes matt black louver. Can be used with R-40 and 150-watt Type "A" lamp with louver removed.

No. 80141 accommodates a 100-watt Type "A" lamp and includes a 6 3/4" round Holophane Control lens in removable frame. All units include plaster frame, 4' of flex, wire and box connector. Finished in HOT-BONDED SUPER-WHITE enamel. Require 7" diameter ceiling opening and are 7" deep.

Nos.	Lamps	Each
R-80140	PAR-38 or 100W "A"	\$ 9.50
80141	100W "A"	14.00

CURTIS WINDOW REFLECTORS



Silver mirror reflectors for shallow windows, for 150-200-300-watt medium base lamps. Diameter 9 3/4". Height with holder 9 1/16". Adjustable holder included.

Nos.	Reflector	Each	10@
530	Reflector	\$10.30	\$9.80
14026	Finishing Flange	3.60	3.40
14028	Plaster Ring	2.20	2.10
12531	Louver	8.90	8.46
10161-B	Box Receptacle 4"	.96	.92
8291-S	Porcelain Grooved Socket 1/2" Side Entrance	2.20	2.10

AMPLEX SWIVELITES

Advanced design fully adjustable swivel socket units. Exclusive feature—Socket shell unscrews to change or add hood. Numbers listed are "Economaster". Luster aluminum lacquer over aluminum metal.



No. P-3-4 Box Plate Unit



No. N-10 Double Ball Swivel Screw-in



No. N-10-6 10" Neck, Screw-in Unit



No. CO Clamp On



No. CP11PH-24" 150-Watt Size



No. CP11MPH 75-Watt Size

No. CP11MPH-24" 75-Watt Size



No. CP12PH-12" Stem 150-Watt Size



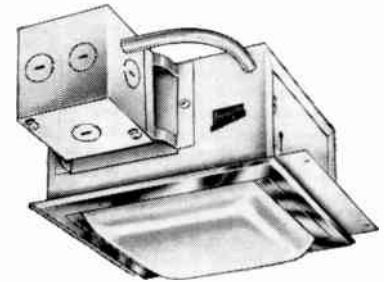
No. B22PH Portable With Cord

Nos.	Each	Nos.	Each
P3-4	\$2.52	CP11PH	\$9.06
N10	2.10	CP11MPH	8.40
N10-6	3.12	CP12PH	16.68
CP11PH-24"	12.24	CP12MPH	15.36
CP11MPH-24"	11.58	B22PH	9.90

PL—Snap-on louvers for all 150-watt Hoods.
MPL—Snap-on louvers for all 75-watt Hoods.
Amplex makes complete line of accent lighting units. Color filters, etc. Ask for Amplex Catalog.

RECESSED UNITS

PRESCOLITE



Designed to fit any ceiling finish. Swinging hinge allows easy lamp changing. Fixture completely wired.

Nos.	Watts	Box Size In.	Each
488-6100	100W	7 3/4 x 7 3/4 x 4	\$12.34
488-6600	100W	7 3/4 x 7 3/4 x 4	15.54
1015-6115	100W	10 1/8 x 10 1/8 x 4	14.42
1015-6615	150W	10 1/8 x 10 1/8 x 4	17.68
820-6120	2-100W	8 1/2 x 20 1/2 x 4	22.04

6100 series flat Alba Glass.
6600 series drop Opal Glass.

STANDARD FINISH CHROME

KIRLIN




Has hinged, rust-resisting door with spread-type lens and Alzak aluminum reflector. U. L. approved to run building wire direct to junction box.

Nos.	Watts	Ceiling Opening In.	Each
1207	100	7 5/8 x 7 5/8 x 5 1/8	\$21.14
1208	150	9 1/4 x 9 1/4 x 5 1/2	23.46
1212	300	13 1/4 x 13 1/4 x 7 5/8	38.00

PLASTER FRAME

Nos.	Each
1207-PR	\$2.92
1208-PR	3.46
1212-PR	3.86

MOE



Prewired, economical unit for residential and commercial. Attractive flat diffusing glass in hinged frame. U. L. approved.

Nos.	Watts	Box Size, In.	Less Than Standard	Std.
M5608	75	8 1/8 x 8 1/8 x 4 1/4	\$12.38	\$ 9.90
M5608	100	10 1/8 x 10 1/8 x 4 1/4	13.88	11.10
M5611	150	12 1/8 x 12 1/8 x 4 1/4	16.42	13.14
M5616	100	12 1/8 x 8 1/8 x 4 1/4	13.88	11.10

Finish: Chrome or Brushed Brass.

RECESSED HI-HATS



Nos.	Watts		Diam. In.	Depth. In.	Less Than Std.	Std.
M5661	75W R30	Open	4 1/2	5 1/4	\$5.92	\$4.74
M5662	75W R30	W/Louver	4 1/2	7 1/4	8.62	6.90
M5671	150W R40	Open	5 1/2	6 1/2	5.92	4.74
M5672	150W R40	W/Louver	5 1/2	8 1/2	8.62	6.90

Finish: Polished aluminum.

Graybar

Graybar

SILVRAY INDIRECT LUMINAIRES




Using Silver Bowl Lamps

For totally indirect light—Opaque metal bowl finished in French Grey. Use Silver Bowl lamp.

Nos.	Diam., In.	Length, In.	Watts	Each
207C-5	20	14	300-500	\$25.10
207-5	20	31	300-500	26.40
207-10	25	42	750-1000	41.80

Plastic Bowl Fixture

No.	Diam., In.	Length, In.	Watts	Each
207-PL-5	18	31	300-500	\$24.30




Super 500 Series

Economy unit for ceiling and suspension mtg. Heavy duty black porcelain socket. All metal parts prevention treated.

Pendant type has non-twist 45° aligner.

Nos.	Diam., In.	Length, In.	Watts	Each
525C	18	10 3/4	300-500	\$15.30
550S	18	28 1/4	300-500	16.90



Fixture is all metal. Body composed of 2, 3 or 4 rings which encircle and provide shielding from glare. Finished in white polymerin. Suspension type listed. Also available in ceiling type.

Nos.	Diam. In.	Length In.	Silver Bowl Watts	Each
1500S/2R/2	12	27	150-200	\$18.60
1500S/2R/5	14	32	300-500	22.40
1500S/3R/2	14	27	150-200	18.50
1500S/3R/5	19	32	300-500	19.10
1500S/4R/10	24	43	750-1000	37.50

GRAYBAR STEM HANGERS



Screwless safety hangers of heavy gauge steel, copper plated and permanently finished in satin zinc. Canopies 5" in diameter. Furnished wired complete.



STEM HANGER—Length 24"

Nos.	Fitter, In.	Socket	Each
1044AT	4	Med.	\$4.38
1064AT	6	Med.	4.60
1064BT	6	Mog.	5.18

CEILING HANGERS—Length 4 3/4"

Nos.	Fitter, In.	Socket	Each
1041AT	4	Med.	\$2.90
1061AT	6	Med.	3.10
1061BT	6	Mog.	3.66

WAKEFIELD COMMODORE UNITS



White Plastic reflectors molded from the same material. An installation requiring different size units can be made with the assurance of uniformity of color and design throughout. Hangers are heavy gauge aluminum and given a satin finish. Semi-rigid suspension.

Nos.	Watts	Socket	Dia., In.	Lgth., In.	Each
2653	200-300	Med.	15	14	\$ 9.88
265	200-300	Med.	15	28	10.90
369	300-500	Mog.	19	34	15.10

MAKE
GRAYBAR
YOUR
LIGHTING
HEADQUARTERS


GRAYBAR GLASS GLOBES



Series "99"

Nos.	Diam. In.	Fitter In.	Watts	Each	Pkg.	Quan.
9975	9	4	40-75	\$3.14	8@	\$2.10
9980	10	4	75-100	4.52	8@	3.00
9910	12	4 & 6	100-150	7.18	4@	4.78
9920	14	6	200	8.66	2@	5.76
9930	16	6	200-300	10.44	2@	6.96
9950	18	6	300-500	1@	11.30

Direct light globes. Opal glass, shaped to give maximum results. High efficiency, low brightness, without shadows or bright spots.



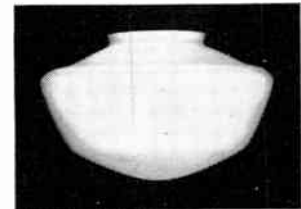
Series "88"

Nos.	Diam. In.	Fitter In.	Watts	Each	Pkg.	Quan.
8875	9	4	40-75	\$3.14	8@	\$2.10
8880	10	4	75-100	4.52	8@	3.00
8810	12	4 & 6	100-150	7.18	4@	4.78
8820	14	6	200	8.66	2@	5.76
8830	16	6	200-300	10.44	2@	6.96
8850	18	6	300-500	1@	11.30

Attractively shaped, opal glass, of efficient design, for general distribution of light. High efficiency, low brightness. Without shadows or bright spots.

For globes with half neck, add 1/2 to catalog No. (8875 1/2).

INLAND GRAYBAR GLASS GLOBES



Made of Selenite glass—a soft white diffusing glass with low surface brightness.

Nos.	Size In.	Holder In.	Watts	Each	Pkg.	Quan.
708	8	4	40-75	\$2.11	12@	\$1.90
710	10	4	75-100	2.74	12@	2.46
712	12	4 & 6	100-150	3.50	6@	3.16
714	14	6	200	4.72	2@	4.24
716	16	6	300	1@	5.50

PERFECLITE



Drum unit has opal straight sided bowl. One piece ceiling pan made of aluminum. Finish satin aluminum.

Nos.	Diam. Bowl Ins.	No. Sockets	Wattage Per Sockets	Each
140-UNS	8	2	40	\$ 9.80
141-UNS	10	2	75	9.80
142-UNS	12	3	60	12.06
143-UNS	14	3	75	18.48
144-UNS	16	4	60	28.34

Graybar

Graybar


Graybar

GRAYBAR

DAZOR FLOATING LAMPS

Fluorescent and Incandescent

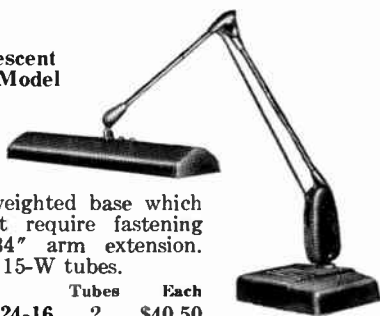
Fluorescent Universal Model



May be clamped or screwed to any surface—horizontal, vertical or sloping. 34" arm extension. Uses T8 15-W tubes; operates on 110 volts, 60 cycles.

Nos.	Tubes	Each
UL-P-1134-16	1	\$27.00
UL-P-2134-16	2	30.90

Fluorescent Desk Model




Has weighted base which does not require fastening down. 34" arm extension. Uses T8 15-W tubes.

No.	Tubes	Each
UL-P-2324-16	2	\$40.50

Fluorescent Pedestal Model

No.	Tubes	Each
UL-P-2234-16	2	\$47.10

Air-Cooled Incandescent Universal Model




Air flowing between inner reflector and outer housing carries off heat. Shade remains comfortable to handle without risk of accidental burns.

No.	Bulb	Each
UL-IL-603	60-W	\$18.00

DAZOR FLOATING MAGNIFIER

With Fluorescent Lighting

Universal Model



Two seeing aids are combined in its compact head: magnification and supplementary fluorescent lighting. Double convex lens, 5" diameter, 13" focal length; power of 3 diopeters. T5 6-W tubes; 110 volts, 60 cycles.

No.	Each
UL-M-209	\$41.40

STEBER "INDUSTRIAL" LAMPS



Easily adjusted, sturdily constructed. For use in machine shops, bench work, etc. Gray enamel finish. Complete with 6' cord and plug. 30" arm extension. Flanged base.

No.	Lamp	Each
ABL-1	1-60 Watt	\$14.04

CROUSE-HINDS OUTDOOR LIGHTING UNITS



For Lighting Steps, Walks and Patios

Cast FS boxes with refracting lens. 3/4" hubs, 25 watt, aluminum frame.

Nos.	Description	Each
42904	3/4" hub on bottom	\$14.98
42912	3/4" hub on each end	15.36

ADAPTER UNITS



Designed for use as a portable spot or flood-lighting device. Equipped with a porcelain "screw-in" adapter base for use on any porcelain ceiling receptacle or in conjunction with swiveling adapter fittings, making it fully adjustable in any direction. Provides a spotlight or a floodlight when used with a clear silvered bowl lamp. No. 104 is concentrating and No. 105 is diffusing types.

Nos.	Diameter	Height Over All	Each
104	8"	5 5/8"	\$11.80
105	8"	5 3/8"	11.80

FARIES FLEXIBLE ARMS FOR PORTABLE LAMPS



Finish—Brushed Brass.

Nos.	Length	Each	Nos.	Length	Each
540	9	\$ 6.40	154	9	\$ 5.30
3/8" Pipe	12	7.50	1/8" Pipe	12	6.20
	18	10.90		18	9.20
	24	14.60		24	12.40


FARIES SHADE AND REFLECTORS

Snap-on shades for 60-watt lamps maximum.



Nos.	Outside Finish	Diam. In.	Each
27	Brass	6 1/2	\$1.80
27	Bronze	6 1/2	1.80
36	Brass	5 3/8	1.80
36	Bronze	5 3/8	1.80

FARIES DESK LAMPS



THE "FUTURA"

Faries newest two tube Fluorescent Desk Lamp—as new and as sleekly styled as next year's automobile, amazingly adjustable, brings the light forward or backward, down or up—in two fused-on satin finishes. For two T8 15-watt tubes, radio condenser.

Nos.	Finish	Each	6 @
20036	Fused Bronze, Platinum Mist trim	\$36.00	\$32.40
20037	All Platinum Mist (rich silver grey)	36.00	32.40

FARIES FLEXIBLE ARM LAMPS



Decorative base, 6 1/2" shade. Maximum height 21 1/2". With cord and plug cap. Sprayed bronze finish. Uses up to 60-watt lamp.

No.	Each
60591	\$7.14

MOE LIGHT LAMPS



Superbly styled, low-priced fluorescent desk lamp. Specify Light Brown, Gray or color.

Nos.	Lamps	Each	6 @
M1000	1-15	\$16.14	\$14.52
M2000	2-15	23.80	21.42

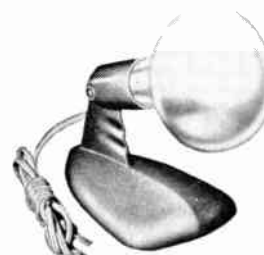
Lamps Included



Fluorescent bed lamp, uses one 15-watt lamp; with 6-foot cord and plug.

Nos.	Finish	Each	6 @
M418-1	Ivory	\$19.20	\$17.28
M418-M	Mahogany	19.20	17.28

Lamps Included



Lamp holder. For all reflector-type heat lamps, sun lamps, spot or flood lamps. New base permits it to be used anywhere.

No.	Finish	Each	2 @
M77	Grey	\$5.62	\$4.50


Lamps Not Included

GRAYBAR

GRAYBAR


ALABAX PORCELAIN LIGHTING FIXTURES

Easy to clean—will not rust, tarnish or change color.




Alabax, white porcelain, 4 3/4" base with opal glass shade.

Nos.		Each
AL2100	Pull, with outlet	\$5.00
AL2102	Pull, no outlet	4.64



White porcelain pull chain bracket with or without outlet. White glass shade. Width 4 5/8". Length 4 5/8".

Nos.	Outlet	Each
AL2390	Yes	\$5.56
AL2391	No	5.20



White porcelain pull chain bracket with or without outlet. Width 4 1/2". Length 5".

Nos.	Outlet	Each
AL2380	Yes	\$5.56
AL2381	No	5.20



White porcelain pendant. Pull type; has short chain and long cord.

Diameter 4 3/4".

Nos.	Outlet	Each
AL2007	Pull Chain	\$2.20
AL2011	Keyless	1.96

St. L. 144

PERFECLITE EXIT LIGHTS



Perfeclite

Wall or ceiling unit with wedge shape RED globe. 4" white permanent letters on each side. Holder finished statuary bronze canopy. Diameter, 5 1/2". Length, 8 1/2".

Nos.		Each	8 @
C7121	Ceiling mounting	\$9.30	\$7.86
ES948-RC	Glass only	8.00	6.76
W7120	Wall mounting	9.30	7.86
ES948-RW	Glass only	9.04	7.64

DAYBRITE EXIT AND DIRECTIONAL SIGNS



3116



3106



3136

Two-piece concealed hinge frame construction. Two porcelain sockets for 25-watt type. "A" lamps each sign. Metal stencil faces with red glass. Furnished in HOT-BONDED lustre aluminum finish. 6" letters. UNWIRED.

Nos.	Box Dimensions, In.	Each
3106	7 7/8 high, 12 1/4 wide, 3 1/2 deep	\$14.00
3116	9 3/16 high, 13 3/16 wide, 4 3/16 deep	16.00
3136	8 high, 11 3/4 each face and back	29.20



3106 with "Rest Room"

Other lettering, arrows, hangers. Glass bottoms also available.

Call or write for prices.

DAYBRITE LOUVERED NITE LIGHT



Recessed units for bedrooms, steps, tunnels, corridors. Two-piece face plate with removable louver section. Louvers and frame available in Stainless or HOT-BONDED SUPER-WHITE. Box size: 7" wide, 5 5/16" high by 3" deep. For one lamp to 100-watt size. Furnished UNWIRED.

Nos.	Frame and Louver Finish	Each
5085-A	Baked White	\$ 7.00
5086	Stainless Steel	10.00

FLUORESCENT LAMP HOLDERS

Without Starter Socket

FLUSH OR SURFACE MOUNTING TYPE



Twist Turn Contacting

Nos.	Color	Each	10 @	
4300	Black	\$0.24	\$0.22 ea.	\$18.20 C
4300W	White	.28	.24 ea.	21.20 C

MOGUL SIZE

Nos.	Color	Each	10 @	
4350W	White	\$0.80	\$0.72 ea.	\$61.76

MIDGET SIZE

Nos.	Color	Each	10 @	
4330	Black	\$0.52	\$0.46 ea.	\$39.00 C
4330W	White	.54	.48 ea.	41.60 C

COMBINATION FLUORESCENT LAMP HOLDERS

With Starter Socket

FLUSH OR SURFACE MOUNTING




Twist Turn Contacting

Nos.	Color	Each	10 @	
4307	Black	\$0.46	\$0.42 ea.	\$35.76 C
*4307W	White	.52	.46 ea.	39.66 C


MOGUL SIZE

Nos.	Color	Each	10 @	
*4367W	White	\$1.40	\$1.24 ea.	\$106.60

*Lamp holder white, starter socket is black.



No. 4361



No. 4362

SLIMLINE LAMP HOLDERS

Above lampholders designed for two T-12 lamps with 5" centers. For low voltage primary, 660 watts, 250 volts. For high voltage secondary, 600 watts, 1000 volts.

Nos.	Voltage	Each	10 @	
4361	Low	\$3.12	\$2.76 ea.	\$238.56 C
4362	High	3.36	2.98 ea.	257.40 C


White thermosetting plastic. Low voltage primary, 660 watts, 250 volts. Two terminal connections. High voltage secondary, 660 watts, 1000 volts. Single terminal connection.

Nos.	Voltage	Each	10 @	
4371	Low	\$1.38	\$1.22 ea.	\$105.96 C
4372	High	1.38	1.22 ea.	105.96 C

Flush Mounting With Bracket



No. 4571



No. 4572

White thermosetting plastic. For low voltage primary, 660 watts, 250 volts, equipped with two 12" connectors. For high voltage secondary, 660 watts, 1000 volts, equipped with one 12" connector.

Nos.	Voltage	Each	10 @	
4571	Low	\$0.58	\$0.50 ea.	\$43.78 C
4572	High	.86	.76 ea.	65.68 C

All Items on This Page—Cash Discount 2%. Except Perfectlite 1%

Graybar

Graybar

Graybar

GRAYBAR




Soft white ceramic fired bowl of frosted glass. Brass finish. Diameter 15", length 28".

No.	Lamps	Each	4@
M1015	5	\$14.92	\$11.94

Same for close to ceiling, length 6".

No.	Lamps	Each	4@
M265	5	\$10.42	\$8.34



Star light recessed incandescent fixtures. Finish: Chromium. Depth, 4 1/4".

Nos.	Box	Frame	Each	12@
SL-806	6 3/4 x 6 3/4	8 1/4 x 8 1/4	\$5.34	\$4.86
SL-808	8 3/4 x 8 3/4	10 1/4 x 10 1/4	6.20	5.64
SL-811	10 3/4 x 10 3/4	12 1/4 x 12 1/4	8.20	7.46
SL-814	7 3/4 x 4 3/4	9 1/4 x 6 1/4	5.34	4.86
SL-816	10 3/4 x 6 3/4	12 1/4 x 8 1/4	6.20	5.64

GRAYBAR



Clear, louvered bottom glass. Holder finished in chromium.

Nos.	Diam. In.	Depth In.	Lamps	Each	4@
M631	7	7	1	\$5.92	\$4.74
M641	9	8	1	6.74	5.40



White ceramic decorated bowl, clear bottom. Finish: Chromium. One lamp.

Nos.	Diam. In.	Depth In.	Each	12 @	6 @
M636	6	7 3/4	\$4.12	\$3.30	\$3.90
M638	8	9	4.88	3.90	3.90

GRAYBAR



Canopy diameter, 4 1/2". Length, 6". Extends 4 1/2". Canopy switch.

No.	Finish	Each	6@
M121	Chrome	\$5.48	\$4.38

Same as above, with convenience outlet.

No.	Finish	Each	6@
M131	Chrome	\$5.92	\$4.74

All Items on This Page—Cash Discount 2%



Hanging ranch lamp with bright red shade and brass trim. Length up to 38". Diameter, 14". One 100-watt lamp.

Nos.	Finish	Each	4@
M837	Red and Brass	\$28.12	\$22.50
M837	Copper and Brass	29.92	23.94
M837	All Brass	29.92	23.94



Instant starting circlines at competitive prices. Complete with lamp. Adaptable to M-4 center pull chain.

Nos.	Lamps	Color	Each	4 @
M1208	1-22W	Chrome	\$15.68	\$12.54
M1211	1-32W	White	15.52	12.42
M1212	1-32W, 1-22W	White	25.88	20.70
M1221	1-32W	Ch. & Wh.	18.38	14.70
M1222	1-32W, 1-22W	Ch. & Wh.	28.42	22.74
M1231	1-32W	Chrome	16.88	13.50
M1232	1-32W, 1-22W	Chrome	26.92	21.54
M1241	1-40W	Chrome	21.38	17.10
M1242	1-40W, 1-32W	Chrome	33.74	27.00
M1243	1-40W, 1-32W, 1-22W	Chrome	44.92	35.94



White glass with crystal bottom. Pull chain and convenience outlet. Holder diameter, 4 3/4". Extends 7 1/4".

Nos.	Finish	Each	6@
M700	Chrome	\$4.42	\$3.54

Same without convenience outlet.

M701	Chrome	4.12	3.30
------	--------	------	------




One light contemporary hanging lamp. Length, 21" or 39". 100 watts. Colors: Gray shade with brass bowl, or all terra cotta.

Nos.	Diameter In.	Each	4@
M1073	16	\$14.92	\$11.94
M1074	20	19.42	15.54



Louvered bottom glass. Finish: Chromium.

Nos.	Diam. In.	Depth In.	Lamps	Each	4@
M426	7	5	1	\$4.88	\$3.90
M428	9	4 1/2	2	6.38	5.10
M430	11	4 3/4	2	8.26	6.60
M432	13	5	3	12.74	10.20




White opal glass. Finish: Chromium.

Nos.	Diam. In.	Depth In.	Lamps	Each	4@
M406	7	5	1	\$5.62	\$4.50
M408	9	4 1/2	2	7.12	5.70
M410	11	4 3/4	2	9.74	7.80
M412	13	5	3	13.42	10.74



Fluorescent wall bracket. Canopy switch. Width 2 1/4". Extends 3 3/8". Box flange 3 1/8". Finish: Chromium.

Nos.	Lamps	Outlet	Each	12@
M328	14W	No	\$ 9.74	\$7.80
M329	14W	Yes	10.20	8.16
M338	15W	No	10.42	8.34
M339	15W	Yes	10.88	8.70



Two light, 12" bedroom square. Two 60-watt lamps. Rose, Beige or White.

Nos.	Each	4@
M1081	\$4.42	\$3.54



12" bent glass bedroom fixture. One 100-watt lamp. Blue, Rose or White.

Nos.	Each	4@
M261	\$4.42	\$3.54



Crimped-top colonial chimney. Spread 7 1/2", length 9".

Nos.	Finish	Each	4@
M1041	Brass	\$8.92	\$7.14



Modern styled hall light. Brush brass shade. Black canopy and stem.

Nos.	Each	4@
M1341	\$10.42	\$8.34



Moedapter screws in like a light bulb. Red shade with brass trim. Spread 8". Length 9 1/2". One 100-watt lamp.

Nos.	Each	4@
M1141	\$11.92	\$9.54

St L 146

All Items on This Page—Cash Discount—2%




Early American coach lantern. Length 12". Extends 6 1/4".

Nos.	Finish	Each	6@
M863	Black and brass	\$10.42	\$8.34
M863	Brass	10.42	8.34



Canopy 4 1/2", length 7 1/2". Extends 6".

Nos.	Finish	Each	6@
M880	Copper	\$4.42	\$3.54
M881	Black	3.74	3.00



Modern style porch light. One light. Copper or black and brass.

Nos.	Each	4@
M887	\$10.42	\$8.34

SHALLOW PORCH CEILING



Close to ceiling porch fixture in black with brass trim. 9 1/2" square, 3 3/4" deep. Recommended 60 watts.

Nos.	Finish	Each	4@
M849	Black & Brass	\$13.42	\$10.74
M849	Brass	15.74	12.60
M847	Black & Brass	10.42	8.34
M847	Brass	12.74	10.20



Decorative crystal glass, hobnail acorn design. Diameter 5". Depth 6 3/4".

Nos.	Finish	Each	6@
M815	Brass	\$3.38	\$2.70
M815	Copper	3.38	2.70

PULL CHAIN KITS

Nos.	Each
M2	For fixtures M-224, M-232, M-244, M-252, M-1080 and M-1082 \$1.50
M-4	For all circline fixtures. Switches thru center-knob 1.80
M-5	For fixtures M-265, M-1011, M-1015, M-1023, M-1085, M-4015, M-4045, M-4065 and M-4075 4.20




Decorative unit for economy minded people. Pastel colors: White, Rose and Blue. 13" Diameter.

Nos.	Each	4@
M233	2 Light \$6.74	\$5.40



Modern bedroom fixture. 14" diameter glass. 9 1/2" length. Steel bowl is Chartreuse, Terra Cotta, or White. One 100-watt lamp.

Nos.	Each	4@
M1075	\$11.92	\$9.54

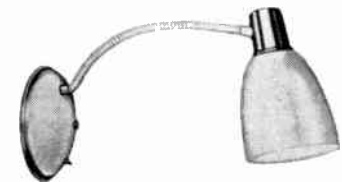


Twin accent fixture for ceiling or wall with adjustable reflectors. 4-way canopy switch. Two 100-watt lamps. Brass trim and Black, Chartreuse, Terra Cotta, or White finish.

Nos.	Each	4@
M1067	\$14.92	\$11.94

Same, except single bowl. One 100-watt.

Nos.	Each	4@
M1063	\$8.92	\$7.14



Contemporary, wall mounted flexible arm. Colors: White, Chartreuse, Black and Terra Cotta.

Nos.	Each	4@
M1059	\$10.42	\$8.34



Depend on Graybar as your source of residential lighting. Write for the full color inspiration lighting catalog. Shows nationally advertised Moe Lights for every location in the home. U. L. approved, union made, individually packaged, and guaranteed for one year. Get this catalog today.

Graybar


Graybar

Graybar

Graybar

G-E TWIN-FAN VENTILATORS

For Sash or Casement Windows
First Modern Fan That Offers Automatic Cooling



Select a setting to suit your comfort, the ventilator will automatically go OFF and ON at temperature varies from Fantrol setting. Fan turns off automatically if temperature drops below Fantrol setting while you are asleep and if temperature rises again, fan automatically starts up.

Case enclosed both front and rear for safety. Frost-grey finish with shiny metal trim.

Portable window ventilator, with two powerful motors and blade assemblies, has three-speed OFF-ON switch also Fantrol thermostat. Self-aligning blades, mounted on resilient rubber hubs give extra-quiet performance.

Can be used for sash or casement windows, or carried from room to room, placed on floor or used on trips. Thumb-wheel dials reverse blades for exhaust or intake of air.


Extension panels furnished for sash windows up to 37½ inches. Motor oiled for years of care-free service. Dimensions: 27¾" wide, 16⅝" high, 9⅞" deep.

No.	Air Volume CFM	Air Velocity FPM	Watts	Retail Price	Each	3 or More Each
T1	2300	1150	115	\$149.90	\$103.50	\$99.22

Graybar

G-E FLOOR CIRCULATORS

Complete Cooling Comfort Without Annoying Drafts



Whole Room Cooling

Smart functional design, plastic and steel construction. Frost-grey finish and bright metal trim, ideal for home or office. Bottom of circulator completely enclosed.

Two sets of synchronized blades, mounted on rubber hubs, circulate air in a 16-foot radius all around the circulator. Quiet operation. Never gives radio or TV interference.

Three-speed toe-operated control switch. Oiled for years of dependable service. Rubber feet reduce vibration and protect floor surfaces.

No need to worry about children or pets as the louvers are easily cleaned. Comes equipped with extra long rubber cord. Dimensions: 16½" diameter, 15¾" high.

Stain-resistant grill and louvers are easily cleaned. Comes equipped with extra long rubber cord. Dimensions: 16½" diameter, 15¾" high.


No.	Air Volume CFM	Air Velocity FPM	Watts	Retail Price	Each	3 or More Each
F2	3200	800	200	\$129.90	\$ 89.68	\$85.98

All Items on This Page—Cash Discount 2%.

Graybar

G-E HOME AND OFFICE FANS

Operate on 110-120 volt; 60 cycle AC only
One year Warranty with over-the-counter exchange policy



**10" HOME FAN
MODEL S106**

Efficient oscillating fan for low cost operation. Oscillating mechanism covered by streamlined plastic casing.

Wall mounting bracket in base, C-shaped motor support for easy tilting adjustment.

10" blades mounted to motor on rubber hub thereby assuring quiet operation. To protect surfaces, fan is equipped with felt pad base.


Bonderized baked-on Frost-Grey enamel finish.

Lubricated by oil reservoir for years of service without attention.

No.	Air Volume CFM	Air Velocity FPM	Watts	Retail Price	Each	3 or More Each
S107	550	1100	36	\$ 35.90	\$ 24.78	\$ 23.76

12" HOME AND OFFICE FAN—MODEL S125—2 SPEEDS

This 12" fan can be made oscillating or non-oscillating with twist of knob. The oscillating mechanism is completely encased.



The two-speed push-button switch located at rear of motor housing. Blades rubber mounted. Clip available for wall mounting. Equipped with wing-nut for tilting adjustment. Plastic base felt-cushioned to prevent marring of surfaces.


Bonderized baked-on Frost-Grey enamel finish, bright metal trim.

All moving parts are lubricated from locked-in oil reservoir assuring you of years of service.

No.	Air Volume CFM	Air Velocity FPM	Watts	Retail Price	Each	3 or More Each
S125	1000	1400	105	\$ 59.90	\$ 41.36	\$ 39.66

16" HOME AND OFFICE FAN—MODEL V163—3 SPEEDS

G-E's most powerful home and office fan, equipped with Vortalex blades.



Can be made oscillating or non-oscillating by clutch knob.

Equipped with carrying handle on motor housing and three-speed switch on base. Wall mounting bracket in base.

Thumb-nut tilting adjustments; felt-cushioned base. Fan ideal for homes, shops or factories.

Bonderized baked-on Frost-Grey enamel finish, bright metal trim.

Lubricated by oil reservoir for years of service without attention.

No.	Air Volume CFM	Air Velocity FPM	Watts	Retail Price	Each	3 or More Each
V163	1700	1375	105	\$107.90	\$ 74.50	\$ 71.42

WIRE & CONDUIT DATA

TABLE 1—ALLOWABLE CURRENT-CARRYING CAPACITIES OF CONDUCTORS IN AMPERES

Not More than Three Conductors in Conduit, Cable or Direct Burial (Based on Room Temperature of 30 C. 86 F.)

Table with 5 columns: Size AWG/MCM, Rubber Type R/RW/RU/RUW, Rubber Type RH, Paper (Thermo-plastic, Asbestos, Var-Cam, MI Cable), and Asbestos Var-Cam Type AVA/AVL.

TABLE 4—NUMBER OF CONDUCTORS IN CONDUIT OR TUBING Types R, RH, RW, T and TW—600 Volts

Table with 10 columns: Conductor Size, and 9 columns for Number of Conductors in One Conduit or Tubing (1-9).

GRAYBAR SPECIALISTS BACK UP OUR SALESMEN AND CAN HELP YOU ON ANY ELECTRICAL PROBLEM. TRY GRAYBAR FIRST

MOTOR INSTALLATION DATA

MOTOR FULL LOAD CURRENT

Average Values for All Speeds and Frequencies

Table with 5 columns: H. P., SINGLE-PHASE (115, 230, 220 Volts), and 3-PHASE (440 Volts).

TO SELECT PROPER SIZE FUSE, SAFETY SWITCH OR CIRCUIT BREAKER FOR MOTOR CIRCUIT

Large table for selecting fuse, safety switch, or circuit breaker based on motor full load current, branch circuit fuse, switch size, and circuit breaker amp.

Graybar

Graybar

Graybar

INDEX—Continued

S	S	T	V
Sleeves and Nuts, Explosion-Proof 11	Street Lighting Luminaire Brackets 105	Telephone Wire—	Ventilating Fans, Explosion-Proof 88
Slimline Lamp Ballasts 127	Street Lighting Luminaires 105	All Types 17	Ventilators—
Slimline Lamp Holders 144	Strip Heaters 106	Galvanized Iron 109	Kitchen, Built-In 88
Slimline Lamp Starters 127	Strippers, Wire 77	Telephones, Desk Type 121	Power, Roof 89
Slimline Lamps 126	Strips—	Terminal Blocks 45	Vise-Grip Wrenches 78
Slimline Light Strips 136	Fluorescent Light 135	Terminal Installing Tools, Sta-Kon 44	Vise Stands, Power, Portable 74
Slimline Lighting Fixtures 136, 138	Slimline Light 136	Terminals—	Vises, Pipe 74
Slimline Lighting Units 134, 137, 140	Studs and Fittings, Wiring, Plug-In 28	Cable, Telephone 121	Vises and Stands, Pipe 74
Slimline Troffers 140	Studs, Fixture 60	Wire—	Visualizers, Load, AC 100
Snaps, Hand Line 81	Studs and Straps, Fixture 60	Qiklug 46	Volt-Ammeters—
Snatch Blocks 83	Substations, Load Center Unit 99	Scrulug 46	Clamp 68, 101
Socket Bodies—	Sun Lamps 124	Sta-Kon 44	Hook-On 100
Brass Shell 32	Supports—	Test Clip Insulators 68	Snap-On 68
Composition 32	Insulator 6	Test Lights 68	Voltage Stabilizers, Automatic 101
Porecelain 32	Switch Box 24	Test Lights and Fuse Pullers 68	Voltage Testers 68
Socket Caps—	Suspension Clamps 115, 116	Test Sets, Telephone Linemen's 121	Voltmeters—
Brass Shell 32	Switch and Convenience Outlet, 34	Testers—	Panel Type 101
Composition 32	Pendant 34	Cable, Telephone 121	Portable 100, 101
Porecelain 32	Switch and Receptacle Plates 31	Circuit—	
Socket Extensions 33	Switch Box Receptacles 23	Continuity 68	W
Socket Eyes 117	Switch Box Supports 23, 24	Portable 101	Washers—
Socket Reducers 33	Switch Boxes 23, 24	Fluorescent Fixture 68	Reducing, Knockout 112
Socket Reflectors 129	Switch Extensions, Levohier 34	Telephone, Detectometer 121	Steel 112
Sockets—	Switch, Receptacle and Plate, 30	Voltage 68	Water Cooler Accessories 122
Neotex 39	Weatherproof 30	Thermostat Cable 15	Water Coolers, Electric 122
Plastic 38	Switchboard Wire 15	Thimble Clevises 114	Water Heaters, Immersion 106
Reflector 129	Switches—	Thimble Dead-Ends, ACSR 108	Watertite Sockets, Pigtail Type 39
Streamer Pin 33	Canopy 34	Thimbles, Dead End 116	Watt-Hour Demand Meters 103
Twin 39	Ceiling Pull 34	Threaders, Pipe 73	Watt-Hour Meters 103
Watertight, Pigtail Type 39	Condulet, Explosion-Proof 11	Throwing Weights, Hand-Line 81	Wattmeters, Hook-On 100
Watt-Hour Meter 103	Door 29	Tie Wire, ACSR 107	Weatherproof Sockets—
Weatherproof—	Drum, Reversing 92	Time Controls, Automatic 86	Pigtail Type 33
Pigtail Type 33	Entrance 45	Heating, etc. 86	Shade-Holder Type 33
Shade-Holder Type 33	Feedthru and Pendant 34	Time Switches 86	Wedges, Ground 19
Solder—	Feedthru Cord 34	Timers, Fan 86	Welding Cable 14
Acid Core 76	Float 93	Tips, Soldering Iron 76	Weights, Throwing, Hand-Line 81
Bar 76	Foot 91	Toggle Bolts 7, 60	Western Union Pins 111
Rosin Core 76	General Purpose 47, 49	Toggle Switches—	Winders, Cord, With Cord 39
Wire 76	Industrial 47	Box Cover Mounted 34	Window Reflector Lights 141
Solder Melting Furnaces 81	Knife, Battery 45	Flush 29, 32, 38	Wire—
Soldering Guns 76	Limit 92	Outlet Box Type 38	Aluminum, Weatherproof 107
Soldering Iron Elements 76	Main and Range 50	Surface 34	Annunciator 15
Soldering Iron Tips 76	Mercury, Flush 29	Tool Bags 80	Appliance 15
Soldering Irons 76	Pressure 93	Tool Belts 80	Bare Copper 18, 107
Soldering Lugs 45	Pull, Levohier 34	Tool Chests, Steel 77	Barn 14
Soldering Paste 76	Push Button, Flush 29	Tool Pockets 80	Bell 15
Soldering Tools 76	Raintight 49	Tools 3	Boiler Room 15
Solderless Connectors, Versitap 46	Range 49	Indenter, Coupling and Connector 3	Building 13
Solderless Lugs 45	Rotary, Surface 34	Installing, Wire Connector 46	Cable Lashing 109
Span Clamps, Telephone 115	Safety 47, 48	Soldering 76	Copper—
Spinning Wire Sleeves 119	Service 50	Splicing Sleeve 118, 119	Bare 19, 107
Splices, Straightline 120	Time 86	Terminal Installing, Sta-Kon 44	Weatherproof 14, 107
Splicing Sleeve Tools 118, 119	Toggle—	Torches—	Fixture 15
Splicing Sleeves 119	Box Cover Mounted 34	Blow 76	Flat, Armor, ACSR 107
Splicing Units, Cable, ACSR 118	Flush 29, 32, 38	Prepo 76	Lead, Glass Covered 15
Splicing, Telephone Tie 109	Outlet Box Type 38	Transformer Hangers 99	Safety, Mineral Insulated 18
Spool Insulators 112	Surface 34	Transformer Kickers 99	Stove 15
Spoons, Post Hole 82	Tumbler—	Transformer Pins 111	Switchboard 15
Spot and Flood Light Adapter Units 143	Box Cover Mounted 34	Bell Ringing 65	Telephone—
Spot Light Lamps 124	Flush 29, 32, 38	Chime 63, 65	All Types 17
Spotlights, Auto 37	Outlet Box Type 38	Current 104	Galvanized Iron 109
Springs, Mandrel 72	Surface 34	Distribution 102	Tie, ACSR 107
Squeeze Dead-Ends 119	Switches and Contactors 94	Dry Type 101	Wire and Cable Grips 79
Stabilizers, Voltage, Automatic 101	Swivel Plugs 35	Potential 104	Wire and Conduit Data 148
Stands, Vise, Power, Portable 74	Swivelites 141	Signaling 65	Wire and Sleeve Twisters 79
Staples—	Systems, Intercommunicating, 90	Street Light, Constant Current 105	Wire Clamps, Flip-On 120
Ground Wire 114	Teletalk 90	Tri-Volt 65	Wire Connector Installing Tools 46
Insulated 6	Systems, Wiring, Remote Control 61	Transposition Brackets, Telephone 115	Wire Connectors 20, 44, 46, 120
Star Drills 71		Treads, Floor 64	Wire Holders 114
Starters—	Table Tap Extensions 37	Tree Pruners 84	Wire Joint Kits, Sta-Kon 44
Fluorescent Lamp 127	Tables, Wiring 148	Tree Trimming Saws 84	Wire Joints, Sta-Kon 44
Motor 91, 94, 95	Tackle Blocks 83	Troffers—	Wire Lugs, Hylugs 46
Slimline Lamp 127	Tackle Hooks 81	Fluorescent 140	Wire Markers 43
Starters and Breakers, Condulet, 12	Take-Up and Payout Reels 83	Slimline 140	Wire Repair Sleeves 118
Explosion-Proof 12	Tamping and Expanding Bars 82	Trol-E-Duct and Fittings 56	Wire Solder 76
Stations, Pushbutton Control 92, 95	Tamping Bars 82	Troublemens' Blocks 81	Wire Splicing Sleeves 118
Steel Washers 112	Tap-Ins, Tee-Parallel 44	Tube Cutters 74	Wire Stripping Pulleys 114
Step and Walk Light Units 143	Tape—	Tubes, Electronic 122	Wire Strippers 78
Step Ladders, Safety 75	Electrical, Scotch 40	Tubing, Electrical Metallic 1	Wire Terminals, Stakon 44, 46
Steps—	Fish 77	Tumbler Switches—	Wiremold and Fittings 25, 26
Pole—	Friction 40	Box Cover Mounted 34	Wiring Devices, Interchangeable 31, 32
Metal 113	Glass Cloth, Scotch 40	Flush 29, 32, 38	Wiring Duct, Under-Floor, National 28
Wood 109	Rubber Insulating 40	Outlet Box Type 38	Wiring Duct and Fittings—
Stock-Bin Lights 129	Ruberoid Insulating 40	Surface 34	Florduct 27
Stocks, Die 73	Tape and Pullers, Fish Tape 77	Twin Sockets 39	Lay-In 53
Stocks, Three-Way 73	Tape Lines 75	Twist Drills, Taper Shank 71	National 27
Stocks and Dies, Pipe 73, 74	Tape Rules 75	Twisters, Wire and Sleeve 79	Xtensionduct 27
Stove Bolts 7	Tapes—	Twisting Joint Wrenches, ACSR 108	Wiring Strips and Fittings, Plug-In 28
Stove Wire 15	Electrical, Industrial 40	Twisting Joints, ACSR 108	Wiring Systems, Remote Control 61
Straightline Clamps 116	Steel 75		Wiring Tables 148
Straightline Splices 120	Taps—	U	Wood Chisel Sets 69
Strain Clamps 116	Cube 36, 37	Under-Floor Wiring Duct, National 28	Wood Screws 7, 108
Strain Insulator Clevises 116	Current 37	Underground Cable 14, 18	Flat Head 7, 20, 108
Strain or Dead End Clamps 116	Machine Screw 73	Unit Heaters—	Round Head, Brass 7, 20, 108
Strand, Guy 109	Pipe 73	Gas-Fired 87	Adjustable 78
Strand Connectors, Telephone 115	Tee-Parallel 44	Steam or Hot Water 87	Armor Rod, ACSR 108
Strap Iron, Perforated 6	Tee-Parallel Tap-Ins 44	Utility Boxes, Receptacle 24	Coupling and Connector, 3, 73
Straps—	Tee-Parallel Taps 44	Utility Chests, Steel 77	Thin Wall 79
Ankle, Climber 80	Telephone Batteries 66	Utility Saws 84	Linemens' 79
Bracket, Telephone 115	Telephone Cable 109		Pipe 73
Cable 6	Telephone Fuses 121	V	Twisting Joint, ACSR 108
Climber, Linemens' 80	Telephone Linemen's Hand Sets 121	Valves, Drain and Breather, 11	Vise-Grip 78
Conduit 6	Telephone Linemen's Test Sets 121	Explosion-Proof 11	
Ground, Range Receptacle 30	Telephone Pins 111	Varnish, Insulating 40	
Mounting, Interchangeable Device 31	Telephone Protectors 121	Varnish Thinner, Insulating 40	
Safety, Linemens' 80	Telephone Relays, Auxiliary 121		Y
Service Cable 20	Telephone Testers, Detectometer 121	Explosion-Proof 11	Yard Lights 130
Streamer Pin Sockets 33	Telephone Tie Splints 109	Varnish Thinner, Insulating 40	
Street Light Controllers 105			
Street Light Transformers, 105			
Constant Current 105			
Street Lighting Circuit Protectors 105			

Graybar

Graybar

Graybar



MORE THAN 100,000 ELECTRICAL ITEMS are promptly available from nearby Graybar — complete wiring systems for any industrial need . . . apparatus for power distribution

. . . indoor and outdoor lighting units and lamps . . . ventilating, signaling, and "intercom" equipment . . . plus cable, conduit, wiring devices, and tools needed to install them.

If it's electrical, you can get it from Graybar

SEND FOR YOUR FREE COPY, TODAY

This fact-filled booklet "24 Time- and Money-saving Ideas" gives actual case-history proof of the statements made at right . . . demonstrates conclusively the savings possible through improved utilization of electrical equipment of all kinds. Write to the address below for your copy.



For more information relative to any electrical installation, however, call your nearby Graybar Representative — he'll be happy to serve you.

And, because you want efficient service, here are four more reasons why your next order for electrical equipment and supplies should read "via Graybar."

1. Graybar distributes the products of over 600 of the nation's leading manufacturers — well known lines of proved design and construction.
2. You can get complete price and specification data on all these items through your local Graybar office or warehouse.
3. Local stocks of standard electrical items and fast delivery on non-stock lines assure on-schedule deliveries for both construction and everyday maintenance jobs . . . in emergencies, shut-down time can be held to a minimum.
4. Graybar Specialists in all of the major electrical fields are always available for consultation on out-of-the-ordinary projects. You can rely on them for careful analysis of your customer's requirements and complete impartiality in product recommendations.

Make it a point always to call Graybar *first* — a single source . . . a single responsibility will save you time and money.

Graybar Electric Co., Inc. Executive Offices: Graybar Building, 420 Lexington Ave., New York 17, N. Y. 412-42

Call Graybar first for...



IN OVER
110 PRINCIPAL CITIES



**Call
Graybar
First**

for

