

# CEED

COMMUNICATIONS ENGINEERING & DESIGN  
THE PREMIER MAGAZINE OF BROADBAND COMMUNICATIONS

MODEMS • ROUTERS • SWITCHES • OSS • DEMODULATORS • DIGITAL SERVICES

Pondering  
cable's future

Vertical text on the left edge of the page, including "Network Management", "Rising Staff", and "NOTA".

**IT TOOK AN ACT OF CONGRESS  
TO LET YOU OFFER A  
FULL RANGE OF SERVICES.**



# NOW IT TAKES CABLECOMM TECHNOLOGY TO FIT THE BILL.



*"An Act to promote competition and reduce regulation in order to secure lower prices and higher quality services for American telecommunications consumers and encourage the rapid deployment of new telecommunications technologies... This Act may be cited as the Telecommunications Act of 1996."*

**Get in On The Act.** The passage of the Telecom Act gives system operators the green light to offer an expanded menu of services to their subscribers. And while it may be all systems go, there's only one system that can effectively take you where you need to be. Motorola's CableComm technology, the total system solution.

CableComm technology was designed to take full advantage of the immeasurable attributes of the hybrid fiber/coax infrastructure. This is accomplished through Motorola's encyclopedic knowledge of radio frequency technology. And it's this RF expertise that allows CableComm technology to overcome the upstream ingress noise inherent in HFC systems.

The CableComm system also possesses a vast array of additional features that make it a true total system solution. These include interactive high-speed data services, low power dissipation, robust bandwidth management, integrated wireless service, video telephony and POTS.

So expect the coming months to feature dynamic changes in the telecommunications industry. The headlines will be filled with mergers, acquisitions and alliances. But when the dust settles it will be time for system operators to deliver. And Motorola's CableComm technology will be there, ready to move your subscribers into the age of interactivity. Establishing an era of unprecedented opportunity for system operators.

<http://www.mot.com/multimedia>

3436 N. Kennicott, Arlington Heights, IL 60004 • 800-2WAY-HFC • 847-632-3409



**CyberSURFR™  
Cable Modem**



**Cable Router™**



**Cable Control Frame**



**Cable Access Unit**



**Operations &  
Maintenance Center**



**MOTOROLA**  
Multimedia Group

*What you never thought possible.™*



## 38 Building the headend of the future

By Michael Lafferty

From Jones Intercable's state-of-the-art headend in Alexandria, to TCI of Louisiana's "21st century facility," these are not your father's cable system headends.

## 52 Will small ops get squeezed?

By Roger Brown

How will small cable operators fare in a world of communications giants? Three execs discuss their competitive edge.



*CED magazine is recognized by the Society of Cable Telecommunications Engineers.*

## ◆ FEATURES

### 60 Materials management

By Dana Cervenka

MSOs attempt to regain control of their inventory by implementing diverse forms of materials management programs.

### 66 Execs spin, wait on modems

By CED staff

Like hamsters on their exercise wheels, cable execs are going in circles, waiting for modems, as events at Cable '96 revealed.

### 86 Grappling with the EAS

By Steve Fox, Mega Hertz

Cable operators must implement the new Emergency Alert System no later than July 1, 1997.

### 94 Piracy: Jones Intercable's amnesty program

By Bill Rivas, Jones Intercable, Oxnard, Calif.

How Jones' Oxnard, Calif. system converted cable pirates into paying customers.

### 100 Piracy: Time Warner NYC attacks theft

By Kathleen Scopp and Barry Rosenblum, TWCNYC; and Daniel Lefkowitz, Time Warner Cable

Time Warner Cable of New York City launches aggressive legal action against pirates.

### 108 Scaling the data mountain

By Michael Lafferty

MCNS Holdings struggles to hammer out specifications for cable modems.

### 112 ADSL

By Alan Stewart, Network Interface Corp.

It's going to be a while before asymmetrical digital subscriber line becomes a practical reality.

### 114 Canadian MSOs face rapid change

By James Careless

A sneak preview of the Canadian Cable Television Association Convention.

### 118 Fiber optics, no laser required


By Lawrence W. Lockwood, TeleResources

An unusual method for transmitting data upstream, without using a laser or light source.

### 122 Telecom Perspective

By Fred Dawson

Cable operators try to define their window of opportunity for data services.



**About the Cover**  
Photo by Andrew Yates

# Analog? Digital? Fiber? Copper? HFC? Standard makes a network work.

Putting together or upgrading a head-end is more complex than ever. You need technology that will bridge the gap between today's wants and tomorrow's needs.

Standard has all the essential equipment you'll need for a rapidly changing environment.

## The cornerstone of the intelligent headend.

For proof, take a look at our Stratum modulator, a self-healing, advanced broadband network modulation system. Stratum combines up to 78 channels in a single six foot EIA rack. Ideal for multi-headend applications or remote hub operation, Stratum offers exceptional RF performance, complete remote control operation and status monitoring capability. And with the unique intermodulated redundancy module, the system can instantaneously correct detected faults, by internally re-routing video

audio and IF signals to designated back-up modules.

## The perfect upgrade solution.

Upgrading your headend? Start with our Agile IRD-II integrated set-top receiver/describer. With a fully synthesized PLL tuning circuit and microprocessor control over the dual conversion C/Ku-band 950-1450 MHz RF input, it's the preferred choice for the competitive duty cycle CATV carrier headend environment.

## Complete the package.

The TVM500S modulator, with the integrated CS60 BTSC stereo generator, gives you noise and spurious free RF output, not to mention ultra-stable PLL synthesized tuning. Perfect for the expansion of channels and upgrading headends, the TVM500S, coupled with the IRD-II's advanced headend technology, completes a space-saving CATV package addressing 100 compliance

with FCC part 76 Video/Audio and RF performance standards for future headend requirements.

## You deserve a toast.

When you purchase Standard, you've chosen the finest line of headend equipment available. Congratulations! Celebrate your good taste, and good fortune...

*The right technology... for right now.*



**Standard**  
Communications

### SATELLITE & BROADBAND

PRODUCTS DIVISION

P.O. Box 92153  
Los Angeles, CA 90088-2153  
DD 521 0300  
Toll Free 800 748-0140  
Fax 310 748-0140 (Call First)  
710 522-0297 (CA & Intl Only)

# Essential equipment.

### TVM500S MODULATOR

Cover the broadband spectrum from 54 to 550 MHz with a single unit.



**AGILE IRD-II**  
Cable industry's first RS250 certified broadcast quality IRD.

### CS60 BTSC STEREO GENERATOR

Have it integrated into the TVM Series or get the space-saving two-pack.



### STRATUM MODULATION SYSTEM

Put up to 78 channels in six feet of rack space.



COLUMNS

**8 In Perspective**

*By Roger Brown*

It may be time for cable to hold its R&D efforts close to the vest, if operators want to avoid trial by press.

**18 Spotlight**

*By Dana Cervenka*

Dr. Ted Woo has joined the Society of Cable Telecommunications Engineers to help the society and the industry hammer out new technical standards.

**20 Frontline**

*By Wendell Bailey, NCTA*

The ranks of cable industry trade associations are swelling with new members, many of them from outside the world of cable. Should the newcomers be viewed as friends, or foes?

**22 Farmer's Market**

*By Jim Farmer, Antec Technology Center*

Farmer revisits the spectrum analyzer and tells us how to use it.

**24 Capital Currents**

*By Jeffrey Krauss, Telecommunications and Technology Policy*

FCC Chairman Reed Hundt seems to be dragging his heels on HDTV, says Krauss, and that could mean that the U.S. will lose its lead in the technology to other countries.



**106 Theft of services and the Chain of Evidence**

*By Bob Waters, Quantum Cable Services Inc.*

Companies which are pursuing legal action against those pirating cable service can increase their odds of winning their cases if proper procedures for handling evidence are followed.

**146 Ciciora's Corner**

*By Walter S. Ciciora, Ph.D.*

The FCC has issued a reconsideration of the first set of rules governing cable system/consumer electronics equipment compatibility. That's both good news, and bad.

DEPARTMENTS

**12 Color Bursts**

*Compiled by Roger Brown*

NCTA President and CEO Decker Anstrom will address the SCTE's Engineering Conference.

**26 FiberLine**

*By D. Raskin, D. Stoneback, J. Chrostowski and R. Menna, General Instrument Corp.*

Historically, the industry has not paid a lot of attention to signal degradation due to clipping. That's about to change.

**127 What's Ahead**

**128 In the News**

**132 New Products**

**137 Return Path**

Results of a powering reliability survey

READER SERVICES

**130 Ad Index**

**131 Internet Directory**

**139 Classifieds**

PRODUCTS

**134 Product Showcase**

See the latest products and services showcased in a display format.



Also  
Coming Soon  
**Single  
Flex Clip**

Introducing the  
**Dual Flex Clip**  
Not only longer lasting...it's adjustable!

It wraps around the cable and clamps in place.  
And it adjusts to fit dual, dual plus messenger,  
single plus twisted pair, et cetera, et cetera...  
For Flex Clip samples, call: **800-257-2448**



**Telecrafter Products**  
Direct merchants to the telecommunications industry

# Is ingress making your return path a road to nowhere?

Ingress is the major roadblock to getting your return path up and running. Fortunately, there's the new HP CaLan Sweep/Ingress Analyzer. It's the only test gear that allows you to quickly and accurately troubleshoot your system, regardless of the presence of ingress.

When ingress corrupts reverse-path communication, the headend unit (HP CaLan 3010H) senses the problem instantly, and transfers the display of the ingress problem to the field unit (HP CaLan 3010R). That means your technicians can begin troubleshooting immediately.

And of course, the HP CaLan Sweep/Ingress Analyzer offers DigiSweep, the industry's fastest, non-

interfering, digital-services compatible

forward and reverse

sweep. In fact, reverse sweep measurements can be performed in real-time — even with multiple users.

So don't let ingress slow you down. To find out how HP CaLan's Sweep/Ingress Analyzer can help you identify, troubleshoot, and eliminate your ingress problems, call 1-800-452-4844, Ext. 1748. Or visit us at: <http://www.hp.com/go/catv>

*Now you can  
troubleshoot your  
system at all times.  
No matter how  
much ingress  
is present.*




©1996 Hewlett-Packard Co. TMMH0627/CED  
5905-1439E

 **HEWLETT  
PACKARD**

"See us at SCTE Booth #930"

Circle Reader Service No. 5

In its struggle for acceptance and attention from the nation's popular press, the cable TV industry has long felt snubbed, misunderstood, picked upon and treated as a second-class citizen. Industry leaders often fretted that their cash-strapped colleagues could never afford a proper level of high-powered Washington lobbyists (to ensure that policy was pro-cable TV whenever possible) or the necessary amount of marketing clout that large staffs and PR agencies provide.



## Of missed deadlines and the media

Instead, the industry chose to tout the incredible potential of its network. To blunt the full-court media press campaigns put on by telephone companies and, more recently, competitors like DirecTV, the cable industry responded with the Full Service Network, high-speed cable modems, interactivity, 500 channels and other differentiating services that capitalized on the hybrid fiber/coax network architecture and the vast capacity the network holds.

Lo and behold, the strategy worked. As the general press has become more savvy about Internet access, chat groups and e-mail, the potential of high-speed data transfer over a cable network was not lost on it. The same was true for interactive, digital TV and telephony—suddenly, cable systems were going high-tech with cool new services, and newspapers around the country covered the story.

The cable industry found out just how fickle the news media can be, however. As deadlines came and went without product or services being launched, or when projects took longer than anticipated, the circling sharks turned hostile and began nipping at the operators' heels.

Indeed, cable's nose has been bloodied in recent weeks by the media and on Wall Street by observers who are losing patience with the industry's "promise everything and deliver nothing" track record of late. Not only is the 500-channel world late, but services like @Home are struggling to get off the ground.

Perhaps the industry erred in assigning deadlines and launch dates that were hopeful at best. Reporters are good at remembering deadlines and quick to castigate anyone who misses one. Never mind that software is often 12 months later than planned, or that these new networks require incredible amounts of system integration—those are mere details used to validate excuses. Meanwhile, missed deadlines, like rate hikes, make for screaming headlines.

What the industry needs to learn, if it hasn't already, is how to balance its messages. Certainly it must continue to flaunt its ability to compete with all comers, or investors will bail out in droves and put the industry into a deep economic tailspin. But it should perhaps cease its practice of assigning too-aggressive deadlines to product roll-outs.

My colleagues in the press corps might shoot me for saying this, but maybe the time has come for the industry to do its research and development away from the media spotlight and save its high-profile announcements for products that have progressed past the "brochureware" stage. If you don't have a working prototype or a demo unit, you don't have anything. Stop telling the media what you want to do and start showing us you're actually doing it.

The media sword can swing both ways, and no one can control its direction. The industry apparently is learning that lesson the hard way.

Roger Brown  
Editor

## CED MAGAZINE

### VP Group Publisher

William McGorry

### Publisher

Robert C. Stuehrk

### Editor

Roger Brown, Rbrowner@aol.com

### Managing Editor

Dana Cervenka

### Associate Editor

Michael Lafferty

### Contributing Editors

Leslie Ellis, Ellis299@aol.com

Fred Dawson

### CONSULTING ENGINEERS

#### Chairman

Wendell H. Bailey, NCTA VP,  
Science and Technology

#### MEMBERS

Jim Chiddix, Senior VP, Engineering and  
Technology, Time Warner Cable

Stephen D. Dukes, VP Technology, TCI  
Technology Ventures

David Fellows, Sr. VP, Engineering and  
Technology, Continental Cablevision

Tom Jokerst, Sr. VP, Engineering, Charter  
Communications

Earl Langenberg, Executive Director, Growth  
Division, US West Communications

Dave Large, Principal, Media Connections Group

Robert Luff, President & CEO, TV/COM  
International

Pete Smith, VP Engineering, Rifkin & Associates

Joe Van Loan, Consultant

### Director of Sales & Marketing

Scott C. Snyder, SSnyderCED@aol.com

### National Accounts Managers

Alan M. Ring, amring@aol.com

Linda Sommer

### Classified Sales Manager

Tim Reeder, 800/866-0206

### Assistant to the Publisher

Michelle Pazar

### Art Director

Don Ruth

### Assistant Art Director

Anney Grossberg

### Address

600 S. Cherry St., Suite 400  
Denver, CO 80222  
303/393-7449; Fax 303/393-6654

### Circulation Director

Maria Gottlieb; (212) 887-8565

### Associate Circulation Manager

Shawn Green; (212) 887-8564

### Subscriber services

CED  
P.O. Box 10728  
Riverton, NJ 08076-0728  
Telephone: 609/786-0501; Fax: 212/887-8493


### CHILTON PUBLICATIONS

Leon C. Hufnagel Jr., President  
Christopher M. Savine, Sr. VP Finance  
Bill O'Brien, Sr. VP Communications Group





# Others Don't Remotely Come Close



## Wavetek CATV Headend Monitoring System



**New!**

*The first full-featured, affordable,  
remote headend monitoring system*

**Real-time monitoring.** This streamlined system is comprised of PC-based central monitoring software (CMS 1000) and a high performance monitoring unit (Model 3SM) employing proven Stealth measurement technology.

**Comprehensive.** The 3SM provides the full measurement capability of an RF signal analysis meter (Wavetek pioneered the SAM 4040 and Stealth technology). Analog inputs are supplied for monitoring of alternate equipment.

**Save Time; Reduce Downtime.** The CMS 1000 provides fast, interactive, remote control access for preliminary troubleshooting to reduce on-site technician time and for predictive maintenance. Even external conditions and equipment can be monitored and operated remotely.

**Clear Alarm Notification.** The 3SM tracks system performance to pre-established limits set to FCC or individual system standards. Alarm conditions are easily viewed on system software that may also be programmed to page technicians.

**Priced Right.** The CMS 1000 was designed from the ground-up for region-wide headend data gathering. By designing with a focus, Wavetek makes the CMS 1000 System available to you at a small fraction of the cost of traditional monitoring.

The CMS 1000 is part of the complete line of Stealth and quality test, measurement, and monitoring equipment from Wavetek.

**Call 1-800-622-5515**

<http://www.wavetek.com>

*Wavetek...partners in productivity for over 35 years*

**WAVETEK**

Circle Reader Service No. 6



**BROADBAND**



## ADC BROADerBAND

# A broader range of opportunities demands a broader set of solutions.

Turning today's emerging service opportunities into additional revenue requires a high performance broadband delivery platform. It must be *flexible* to respond instantly to opportunities, *integrated* to be easily deployed and managed, and *practical* to quickly generate profits.

**Complete Residential Broadband Services.** From POTS to digital video to high speed Internet access, the integrated Homeworx™ system delivers it all — voice, video, data — with comprehensive network management capabilities to keep you in control.

**SONET Transport and ATM Access for Business Broadband.** ADC's Soneplex™ services delivery platform provides end-to-end solutions that work for business. With practical HDSL solutions, efficient ATM access concentrators and high speed OC-192 rings, ADC means business.

**Wireless, Too.** From providing PCS over hybrid fiber/coax to extending cellular coverage, ADC has practical wireless solutions to help you take advantage of new revenue opportunities.

For more information on what ADC's Broaderband of solutions can mean for your business, call us at 800 366-3891.

**ADC Telecommunications**  
A Broaderband of Solutions

## Anstrom to address SCTE annual confab; new board to be sworn in

The Society of Cable Television Engineers will be addressed by NCTA President and CEO Decker Anstrom, during the annual SCTE Engineering Conference on June 10. Anstrom will speak to the audience about new opportunities that the new Telecom Act made possible. He is also scheduled to discuss the importance of technical excellence in the future as the industry moves to provide new, additional services. As the industry heads in this direction, the need for well-trained service personnel will be paramount, Anstrom will note.

In other SCTE news, the official results of the Board of Directors election are in, and the following people will be added to the Board: ✓Ron Hranac of Coaxial International defeated Alan Babcock and Bruce Weintraub and will serve as an at-large director, representing the entire United States. Hranac has served on the Board previously and served two terms as the Society's chairman;

✓Norrie Bush of TCI of Southern Washington beat Pat Bacon and Ted Chesley and will represent the states of Washington, Oregon, Idaho, Montana and Alaska (region 3);

✓M.J. Jackson of Gilbert Engineering defeated John Green and will represent the states of Oklahoma and Texas (region 4);

✓Larry Stiffelman of CommScope beat Dick Beard and will represent Illinois, Iowa, Kansas, Missouri and Nebraska (region 5);

✓Jim Kuhns of Ameritech will represent Indiana, Michigan and Ohio. He defeated J. David Giesy and Bob Jackson;

✓Steve Christopher of Augat defeated Ken Wright and will represent region 8 SCTE members in Alabama, Arkansas, Louisiana, Mississippi and Tennessee;

✓Maggie Fitzgerald of DVI Communications will represent region 10, which consists of members in Kentucky, North Carolina, Virginia and West Virginia. She beat out Bruce Carlson for that seat; and

✓Region 12 (New England) will be represented by John Vartanian of Viewer's Choice, who defeated William Grant. Vartanian is the current SCTE chairman.

These people will join at-large directors Wendell Woody of Sprint/North Supply and Wendell Bailey of NCTA, as well as regional directors Patrick O'Hare of Viacom Cable, Steve Johnson of Time Warner Cable, Robert Schaeffer of Star Cablevision, Hugh McCarley

of Cox Communications and Dennis Quinter of TWC Berks Cable.

## Wave sets suppliers for data access trial

En Technology has licensed its Cybercast System to Wave Interactive Network (WIN) for its planned CablePC Project, which will provide high-speed consumer access to multimedia content on a pay-per-use basis.

Wave has partnered with the Palo Alto Cable Co-op, where a 100-unit test of En's TVModem will begin later this summer. Palo Alto Cable Co-op will provide a video channel and related customer services to support the distribution and installation of the TVModems, while several content managers and suppliers, including the William Morris Agency and Simon & Schuster Interactive, will also participate.

En's Cybercast technology transmits data to personal computers using a portion of an analog TV channel, whether it's received over the air, via cable, a satellite or pre-recorded videotape. It operates at speeds of up to 2 Mbps.

The WIN network was designed to give consumers a way to access large quantities of information without new infrastructure investments. The company intends to provide access to movies, CD-ROMs, Web pages and other information, while charging only for the content they actually use. In addition to the En technology, WIN is also using the WaveMeter and WaveNet to deliver its products and services securely to the user.

## MCI deploys QWDM to increase capacity

MCI Communications Corp. has deployed a new fiber optic technology that will enable it to quadruple its network capacity without adding fiber optic lines.

The technology, known as Four-Wavelength Wave Division Multiplexing (4WL-WDM or Quad-WDM), allows a single fiber to accommodate four light signals instead of one, by routing them at different wavelengths through the use of narrowband wave division multiplexing equipment.

Currently, MCI's backbone network operates at 2.5 gigabits per second. Using Quad-WDM, that same fiber's capacity rises to 10 gigabits, enough capacity to carry 64,500 simultaneous

transmissions over the hair-thin strand.

The additional bandwidth provided through Quad-WDM will allow MCI to offer an array of multimedia applications, including those developed through its MCI HyperMedia product line. One of the first applications is a service for the television broadcast industry, currently being tested by NBC, which enables affiliates to access video content on-demand through servers based in MCI's intelligent network.

The development of this technology came through a collaboration between MCI and Optical Corporation of America (OCA) of Marlborough, Mass., which provides the 4WL-WDM device under a recently placed production order.

With the new Quad-WDM method, light waves can be transmitted in both directions over a single fiber. For instance, two signals are sent through a single fiber at the 1533 and 1541 nanometers to their destination, where they are separated and sent to receivers. At the opposite end, two signals are transmitted back at 1549 nm and 1557 nm. Transmitting two wavelengths in each direction effectively increases the total capacity from 2.5 gigabits to 10 gigabits on a single fiber.

The OCA WDM units utilize a patented MicroPlasma coating process to produce Environmentally Stable Filters which reduce interference and allow the devices to perform in a totally passive mode. The technology will be deployed in the third quarter of 1996 on a network route between Washington, D.C. and Richmond, Va., and other projects will soon follow.

## CAI Wireless goes digital in Boston and Va.

CAI Wireless Systems Inc. has constructed the first digital wireless cable television system on the Eastern seaboard, in the Hampton Roads area of Virginia, and also completed construction of the core transmission facility of its digital wireless cable television system in Boston, comprised of a main transmitter and booster. The balance of the Boston transmission system is expected to be completed this spring.

The Hampton Roads system and the Boston facility have been delivered for testing to Bell Atlantic Corporation and Nynex Corporation, respectively, in connection with their strategic relationship with CAI. The two projects are the first in major markets being built by CAI pursuant to that strategic relationship. The two regional Bell operating companies (RBOCs) have previously announced plans to market

When You  
Talk Fiber,  
You're Speaking  
Our Language.



"Our fiber optic inventory means we're here to provide you with the products you need today with quality service and fast, accurate delivery."

Wendell Woody  
Sprint North Supply  
Executive Director,  
Cable Television Sales

When you need to talk fiber, you need a distributor who knows the language. You need Sprint North Supply.

As the only national distributor whose first name is Sprint, our fiber experience has grown along with the nation's first and only 100% digital fiber optic network. So you can count on us for a full line of fiber-related products, including fiber optic cable, jumpers, pigtails, cabinets, splicing closures, panels, trays, vaults, tools, testing equipment and transmission products.

Our customer-focused sales consultants are as close as a toll-free phone call, to listen to your needs, provide a solution... and get it shipped out the door within 24 hours from one of our 11 strategically located distribution centers.

At Sprint North Supply, the language of fiber means fast, accurate delivery... pre-paid freight... and hassle-free exchanges. So call today, and let's talk fiber.

*FREE FIBER OPTIC PRODUCTS CATALOG. Call and order your FREE 144-page catalog, featuring thousands of top-quality products. NO OBLIGATION. 1-800-639-CATV*



**Sprint North Supply**

*On Line, On Call, On Time.*



Circle Reader Service No. 8

## ◆ COLOR BURSTS

their own digital programming to consumers in markets in their respective operating territories beginning with selected markets during the fourth quarter of 1996. Tele-TV, a joint venture of Nynex, Bell Atlantic and Pacific Telesis, is creating the technology platform and providing programming for digital television services. Upon successful testing of the completed systems, CAI's digital wireless delivery networks will be available to transport Bell Atlantic and Nynex's programming in Hampton Roads and Boston.

CAI's digital wireless cable networks use MMDS technology and are designed to work with television set-top converter boxes manufactured by Thomson Consumer Electronics for Tele-TV.

"MMDS is the cornerstone of our entry into video," said Ed Grebow, president of Tele-TV, responsible for designing the technology for the joint venture. "For as long as cable remains analog and limited in its offerings and quality, we have an opportunity to win customers to Tele-TV."

CAI currently operates six wireless cable systems in New York City, Rochester and Albany, N.Y.; Philadelphia; Washington, D.C.; and Norfolk/Virginia Beach, Va. In addition, CAI has a portfolio of wireless cable channel rights in eight additional markets, including Long Island, Buffalo and Syracuse, N.Y., Providence, R.I., Hartford, Conn., Baltimore and Pittsburgh.

### Two utilities team with TCI, Microsoft

Brooklyn Union is joining Pacific Gas & Electric Co., the nation's largest investor-owned energy utility, Tele-Communications Inc. and software giant Microsoft Corporation, in a test of energy information services known as "EIS." Using these services, customers in Brooklyn Union's territory will be able to monitor and manage their household energy consumption using their home personal computers.

As an affiliate member of the EIS trial, Brooklyn Union will join a team that now includes eight energy utilities and their respective cable partners, representing both U.S. and overseas interests. Landis & Gyr, a provider of energy efficiency and building optimization, will be the principal provider of energy information-and-control equipment. Andersen Consulting has been named the integrator for the affiliate program. This group of participants makes the EIS trial the most advanced of its kind in the world today, introducing ser-

vices that could alter the way customers receive energy, information and value-added services from their utility companies.

The primary focus of the EIS trial is market research. In a trial currently being conducted in Walnut Creek, Calif., PG&E's software is linked to a wireless remote control and a television set-top provided by TCI. Microsoft's multimedia operating system connects the interactive services to a television interface. In the second phase of the trial, targeted for installation late this year, Brooklyn Union will connect customers via a PC/Internet interface. Using either of these modes, utility customers can easily access energy consumption data; customize schedules to control lighting, heating and air conditioning; and view energy costs for selected appliances or the entire house. Trial participants will measure consumer interest in these and related energy services.

The current EIS test is expected to reach into 1,000 homes throughout the San Francisco Bay Area, and it is expected that Brooklyn Union will conduct a similar test of at least 100 homes in its territory. Market-research results will be pooled with all of the other trial participants to provide a broad demographic (and climatic) base of data on which to refine the energy products and services currently being developed.

"This is an exciting step for Brooklyn Union into an energy future that is arriving very fast," said Brooklyn Union Chairman and Chief Executive Officer Robert B. Catell. "In this age of energy deregulation, we are becoming a new kind of company that will offer a wide range of services to an expanding base of customers. This alliance with leading-edge companies in this state-of-the-art project can help speed our advance, as well as improve efficiency and save costs."

Other energy utilities whose participation was announced include: KN Energy, an integrated natural gas-services company with operations in eight Midwestern and Western states; Nebraska Public Power District, a public corporation and political subdivision of the State of Nebraska; Orange and Rockland Utilities Inc., which serves electric and gas customers in southeastern New York State, northern New Jersey and northeastern Pennsylvania; Pacific Enterprises Companies, a Los Angeles-based utility holding company whose principal subsidiary is Southern California Gas Company, the nation's largest natural gas distribution utility; PowerGen PLC (United Kingdom), one of the world's major private-sector power-generation companies; and Vattenfall, Europe's sixth-largest power

supplier and the leading energy group in the Nordic region.

Meanwhile, in a separate announcement, Florida Power Corp. and Scientific-Atlanta said they will team to pilot a two-way interactive energy services management system later this year. The pilot, which will consist of 1,000 homes and businesses, will allow the company to offer remote meter reading, outage detection, meter tampering detection and remote connects/disconnects. In addition, the two-way system will allow testing of load management and real-time pricing services.

### Panasonic will debut digital set-top in '96

ComStream Corp. and Matsushita Electric Ltd. have reached an agreement to develop and produce digital TV set-top products under the Panasonic brand name. The agreement brings ComStream's expertise at conceptualizing, designing and producing video transmission systems and marries it with Matsushita's high-volume manufacturing capabilities and digital TV designs. According to company officials, the deal was done in order to capitalize on the "escalating global demand" for digital TV services.

Manufacturing of the new set-top, which will receive and decode digital signals from satellites, cable headends and MMDS offices, will begin later this year at Matsushita's facility in Wales. Panasonic brand units will be released throughout the first year of the agreement, while ComStream maintains the right to manufacture products under OEM agreements.

ComStream has already supplied more than 1 million demodulator subsystems to Thomson Consumer Electronics for its Digital Satellite System set-top, which is marketed under the RCA brand name.

### GI inks DC-II deal with VueScan Inc.

General Instrument Corporation and Itochu International Inc., the parent company of VueScan Inc., have penned an agreement to distribute GI's next generation MPEG-2 commercial satellite receiving products throughout North and South America, excluding Mexico.

Itochu International recently formed the Itochu Cable Services Group, which combines four existing division companies—VueScan, Cable TV Supply Co., Kelly Cable Services and DX Communications. VueScan is currently the world's largest distributor of GI's products, including those manufactured by its

# ALL GUTS = SUPERIOR ATTENUATION



Anyway you slice it, manufacturers of foamed cables have been scrambling to attain the superior attenuation characteristics of MC<sup>2</sup>. The attempt means increasing our familiar MC<sup>2</sup> diameter of .500" to .565" or .625"; and our .750" must become .840" or .860" or .875".

You may still use MC<sup>2</sup> in one size smaller than the old foamed diameters. Even more MC<sup>2</sup> per duct, and easier handling. In aerial

installations, the effects of wind and ice-loading are reduced even further.

And with the superior attenuation of MC<sup>2</sup> you don't have to clutter your lines with as many amplifiers — about 20% fewer than with foamed cables.

Low-loss MC<sup>2</sup> is your gain in many ways.

**TRILOGY LEADS IN TECHNOLOGY**



**Trilogy**

COMMUNICATIONS INC.

Call or write for a free sample and brochure:

TRILOGY COMMUNICATIONS INC., 2910 Highway 80 East, Pearl, Mississippi 39208

800-874-5649

601-939-6637

## ◆ COLOR BURSTS

CommScope division, maker of coaxial cable, as well as other GI branded digital television products. The division also is an authorized GI repair facility for South America. Kelly Cable Services is an authorized GI repair facility for North America.

The deal is seen as a big win by VueScan officials, who took that contract away from Tele-Wire Supply, the distributor and supplier owned by Antec.

VueScan currently distributes a number of other GI products offered by the GI Communications Division, Eastern Operations, based in Hatboro, Pa. It will now take on the DSR-4400, the company's MPEG-2 commercial digital integrated receiver/decoder, within about 90 days. Other IRDs, including the DSR-4000 and the DSR-4500, GI's commercial NTSC IRD, will be available from VueScan this summer.

Itochu International is the North American subsidiary of Japan's Itochu Corp., a \$186 billion trading and information conglomerate. Itochu, a Japanese *soga shosha* (general trading company), is among the world's five largest companies.

GI's next generation of MPEG-2 technology supercedes GI's first generation digital compression system technology, first used commercially in 1993, which is now employed to provide more than 500 channels of programming.

## Cox slated to test Ericsson ATM gear

Ericsson Inc.'s efforts to get into the integrated service delivery market were given an added shot in the arm recently with the announcement that Cox Communications will test an integrated, switched, multi-service ATM network in Oklahoma City, Okla. using products developed by Ericsson.

The trial of integrated voice, video, data and interactive services is intended to verify the technical and commercial feasibility of such a switched network, focusing on real-life services and applications that can be deployed across a large customer base. Participants in the trial will have access to telephony services, cable programs, Internet and private data networks. The trial will also encompass digital interactive services such as video-on-demand, and could include an energy management interface that would allow the local power company to monitor and control power usage.

For the trial, Ericsson will provide headend equipment used for service multiplexing, including an ATM switch, as well as network interface units and the necessary interfaces and

gateways for the other services.

Cox officials are looking forward to determining how ATM and other emerging technologies could be integrated and used in a cable TV environment when new services, including telephony and high-speed data, are brought on-line. "We believe ATM switched access could be advantageous for the evolution toward the multi-service network," said David Woodrow, senior vice president of broadband services for Cox, in a statement.

## US West to take "fiber to the farm"

Who says rural telephone customers won't be able to access new, advanced services like video and Internet access?

US West has chosen E/O Networks as its primary vendor of equipment for rural access applications, and deployment of E/O's FDS-1 fiber optic product is scheduled to begin immediately in Buffalo, Wyo. E/O officials said that, assuming successful operation in Buffalo, the number of installations could grow dramatically throughout the 14-state US West territory.

E/O's product, which has been dubbed "Fiber to the farm," supports all traditional telephony services and allows the addition of broadcast video and high-speed data services at incremental costs. Although the system is based on fiber optic networks, customers can also deploy it over existing copper plant and migrate to fiber in the future.

## DSC to integrate Aware modems in products

DSC Communications and Aware Inc. have signed an agreement to integrate Aware's HFC modem technology into DSC's Mediaspan product line. Under the agreement, Aware will develop hardware and software that facilitates the use of its modem technology in Mediaspan, which delivers telephony and data over networks.

The Aware modem is based on Discrete Wavelet Multi-Tone technology, and the chipsets were developed as the result of an Aware/Analog Devices development partnership. The modem works by dividing the transmission bandwidth into hundreds of subchannels that are independent and spectrally isolated. DSC officials believe the approach will allow the company to offer the fullest capacity over the Mediaspan product while minimizing cost.

DSC's Mediaspan product utilizes the company's Litespan-2000 next-generation access platform, which has been deployed by six of the seven regional Bell operating companies.

DSC is a designer, developer, manufacturer and marketer of digital switching, transmission, access and private network system products for the telecom market. Aware provides last-mile technology for broadband communications and high-speed access to the Internet.

## Jottings

Lucent Technologies has debuted "Inferno," a software package that supports highly interactive networked applications like e-mail, work-at-home capabilities, video games and pay-per-view TV over virtually any network type. The software requires "minimal" hardware and uses less than a megabyte of memory. Lucent will begin licensing the software immediately to MSOs, telcos, content providers, manufacturers and applications developers . . . Got your free earth station antenna yet? **Hughes Communications** is giving away antennas to cable operators who want to receive Viacom network programming that is available on the new Galaxy IX satellite, beginning this month. The bird will carry west coast feeds of The Movie Channel, Nickelodeon, MTV and Showtime, in addition to the east coast feed of Sundance. Viacom network affiliates are given vouchers for a new antenna. A multi-beam option will allow systems to also receive programming from the adjacent Galaxy V satellite. Check out <http://www.hcisat.com/gss/antenna/index.html> for info . . . **TCI Telephony Services** has filed with the public utility commissions in Connecticut, California and Illinois to provide wireline telephone services by the end of the year in West Hartford, Conn., the San Francisco Bay area and in Arlington Heights, Ill. The company said it is still pursuing its joint venture with Sprint to provide similar services in addition to pursuing its own strategy . . . Speaking of TCI, the company's system in Tulsa, Okla. was the first to debut Digital Sneak Preview, the first MPEG-2 based programming made available over a cable network. The new digital service will promote major movie titles, and hosted segments will sell viewers on critically acclaimed movies . . . Two-way cable comes to China: In what is believed to be the first application of a 750-MHz, two-way HFC network in China, **Scientific-Atlanta** will be supplying a complete system to Shanghai Petrochemical and Shanghai TV Development General Corp. for the SPC chemical complex and a nearby community of 30,000 homes. The system is also set to become a multimedia test site for high-speed data, telephony over cable and interactive video services . . . **CIED**



[ Power ]





# Woo: The SCTE's bridge to standards



Ted Woo, Ph.D.

Ted Woo was dog-tired. Tired of driving 180 miles to work at the beginning of the week, and 180 miles home at the end of it. The commute from Exton, Pa.,

where he lived on the weekends, to State College, Pa., home base of his employer. C-Cor Electronics, was clearly taking its toll. But SCTE President Bill Riker took him away from all that, and now, Woo is carving out a niche in a brand-new position as the SCTE's director of standards. "Bill saved me six hours of driving every week; 11 gallons of gasoline each way; and a \$5 toll," notes Woo.

The relationship is paying off for both parties: since Woo joined the SCTE in January, he has done everything from hopping a train to Washington at a moment's notice to explain the cable technical community's position to the FCC, to working on new standards, to the glamorous job of helping the society move to its new headquarters. What's it like moving from the world of manufacturing to working full-time for a trade association? "I would describe it as an immense degree of freedom, and ample opportunity for creativity," says Woo. "Working for manufacturers, my concentration was on pushing products out the door as fast as possible."

Essentially, Woo's main task at the SCTE is functioning as the direct interface with the American National Standards Institute (ANSI), now that the society has been accepted by ANSI as a Standards Developing Organization. One of the first standards on the SCTE's menu governs the ubiquitous "F" connector.

Woo explains that ideas for new standards will be put forth both by individuals, and by organizations or committees; then, a specific subcommittee within the SCTE's engineering committee will examine the idea; finally, ANSI will take about 60 days for public review of the proposed standard, and at the end of that time, ANSI's executive standards board will vote on it.

Woo will also tackle standards that have grown old and moldy with time, updating them to reflect current practices and expanded technical knowledge, and submitting them to the SCTE's engineering committee for approval.

Other projects on deck for Dr. Woo:

- ✓Creating a computer database containing information on cable TV equipment manufacturers, distributors and MSOs.
- ✓"Documentation management," or answering inquiries from SCTE members on everything from how to install cable onto a telephone pole to managing the conversion from analog to digital transmission. Woo's goal is to respond to all requests within 24 hours.
- ✓Acting as a liaison to organizations like the EIA.

✓Teaching educational sessions on fiber optics and telecommunications as part of the SCTE's regional seminars.

## A life in engineering

Fresh out of the U.S. Air Force in 1973, Woo embarked on his engineering career with General Electric, where he designed the fan blades for gas and steam turbines, used in jet engines and power plants. When he went to GE, Woo had a B.S. in math and a B.S. in physics; by the time he left the company, he had earned a master's degree and a doctorate in mechanical engineering as well.

Next, he served a seven-year stint with Northern Telecom (now Nortel) as manager of interconnect. "My job was to ensure that the company's production process would make printed circuit boards capable of lasting a lifetime," explains Woo. Building on his experience in electronics and telecommunications at Northern Telecom, Woo went on to C-Cor Electronics, where he served as manager of mechanical engineering. "I was responsible for the design of everything you can physically touch," he notes. While at C-Cor, Dr. Woo brought the surface mount technology he had learned at Northern Telecom into the fold, leading the company to achieve the Bellcore standard for cleanliness, then on to achieving ISO 9001 and 9002 certification.

## In lieu of dessert...

The commute to C-Cor's headquarters in State College wasn't all bad; Woo has two kids in college there, and kept an apartment in the area to serve as their home away from home. Wife Gloria, though, was back in Exton, working and caring for their youngest child, a ninth-grader, which prompted Woo to give up his lengthy commutes.

Though both the Woos were born in China, and lived a mere five blocks apart, it was not until they immigrated to the U.S. that they met. Woo's father brought his family to Iowa when Ted was only 16 years old—his father worked as a professor at the University of Iowa, and later, became department chairman. It is from his father that Woo has inherited the lasting desire to learn, and to teach. Having served as an adjunct professor at Penn State University from 1991 to 1995, he taught one course a week, usually "Microelectronics Materials," to grad students. As Woo explains, "I had nothing to do after dinner, so I taught a course."

His hobby, as he says most poetically, is "promoting the creative mind," helping people who want to learn. "I am very pleased when I see my graduate students go on to do research, or teach in other universities," says Woo. "I am quite happy to see my children find jobs and go off to grad school. In one word, my hobby is research. I encourage my children to find answers. Maybe you never find the ultimate answer, but your drive toward that direction is honorable." Who could be better suited to preserving standards of technical knowledge for future generations? **CED**

# The [Power] of Integration.™



**Integrated power**

**Advanced system control**

**Interactive monitoring**

**Flexible configuration**

Introducing Genasys, the core component of the industry's first fully integrated power systems. More reliability and increased flexibility with less complexity. Complete system status with fewer interfaces, all guaranteed by Alpha. Fully integrated centralized node power systems from 1350 to 8000 watts.

Investigate the [Power] of Alpha @ **800-421-8089**.



power node



power node



re-located power / optic node





# Taking newcomers under our wing



By Wendell Bailey, VP of Science and Technology, NCTA

Having just returned from the National Cable Television Association's 45th annual show in Los Angeles, I, for one, needed a break. The number of exhibitors that were must-see appointments and the sessions in both the technical and management tracks that called to me were almost (but not quite) overwhelming.

Just in case you haven't heard all the statistics, let me mention but a few: approximately 32,000 attendees, more than 400 exhibitors, many of them new programming services; several hundred thousand square feet of exhibit floor; and more sore feet than you could count.

Who were all these people? Where did they come from? Where do they think we're all going?

Let I give you the impression that the NCTA is the only place where this type of growth is taking place, just look at the membership rolls of the Society of Cable Television Engineers. That organization, under the leadership of its president and board of directors, has grown to 15,000 members—a huge increase over the last few years. Other groups, such as the CTAM, CTPAA, Cable in the Classroom, WICT, CATA, SBCA and more have also experienced the impact of the changing dynamics of the telecommunications industry.

My first thought, when I actually took a moment to think about it, was to wonder about all of those people who were at the Show in L.A.: were they telephone guys and gals coming to see how the cable industry worked? Surely, some of the increase in traffic is based on that, but it is also apparent that other industries contributed to the crowds as well.

The computer industry sent more than a few, as did the creative types who normally toil in studios and edit suites on behalf of program buyers everywhere. More than a handful of visitors from the former Soviet Union spent time in the area of new program services.

## Peeling the onion

It seems that the changes we see in our lives work themselves out in layers. First, the technologies begin to change, then the legislation tries to craft rules that encompass those new possibilities, then, it would appear, the people begin to move. I don't mean that they move in the sense that they change companies, although that, too, does take place. I mean that they "move" by beginning the mental hard work that moves them from one type of endeavor to another.

One can see the manifestation of this metamorphosis in committee meetings, too. First, people sit there, saying nothing. Then they tentatively offer suggestions. Finally, they begin to become part of the process that

actually works on an issue on an equal basis with the other committee members. At least, that's how the best newcomers do it. The worst ones come to your committee meeting for the first time and start by questioning why the group does something a certain way instead of a different way. They show no remorse when it is pointed out that that item has already been discussed long ago—that those issues have already been put on the table and taken off.

If, in fact, the currents of change that are sweeping through the industry are arriving in layers, then the next one will consist of the "new enterprises" that the first three layers were preparing for. One does not have to look very hard to see the evidence of that wave of change. Changes in companies are creating new and exciting possibilities for new service offerings, creating new opportunities and introducing us all to our new co-workers and colleagues. How will we (and more specifically, you, the reader) handle this most personal change that is beginning to assail us?

I know more than one MSO engineer who has told me that he views these newcomers with the same trepidation that they have for their next visit to the dentist. They bluntly admit that they don't like to teach people from the "other side" how "this side" of the competitive battlefield operates. Given their druthers, these people would prefer to just see their competitors go away.

On the other hand, even more engineers have told me stories about things they have learned while teaching a newcomer how the cable TV side of the world works. They have also mentioned that they have come to trust and respect these people, too.

## Look for the attributes

Of the two ways to look at the world we're headed toward, I would cast my fates with the latter one. Once before, I had to make that choice. But then, I was the one moving into a new industry and trying to find out where the comfort station was. After 15 years in the telephone business, the NCTA recruited me to the cable side. Like everyone with a new job, I went through those awful first couple of weeks alternately wondering what I had gotten myself into, and when the new company was going to figure out that I was in way over my head—and toss me out.


Luckily for me, several highly-placed and well-respected cable engineers took me in and held my hand through those tough, early weeks. No one is claiming that everyone is happy that those guys gave me a chance, but all things considered, I think it has worked out for the best.

So, if you get a chance to work with some of the new people that you might have seen in Los Angeles or at an SCTE meeting, think about it this way: we have plenty of room in this industry for people who have a high degree of talent, coupled with desire. If you can help by bringing people with those attributes to the cable television industry, you will have done everyone a favor. You might have also made a friend in the process. **CED**

## Have a comment?

Contact Wendell via e-mail at: [naxt74a@prodigy.com](mailto:naxt74a@prodigy.com)

# UCF 90 Volt Powering Solution



## Power Supplies Engineered for Today's and Tomorrow's Broadband Networks

Power Guard™ introduces its newest member to the 90 volt product family. The UCF - Uninterruptible common ferro is a 1350 watt field selectable 60,72,87 VAC power supply.

Upgrading or rebuilding your network to 90 volts is the most cost effective way to migrate your network to allow you to offer new data and voice services, which require increased power loads.

You can deploy the UCF into your network as a 60 volt power supply. When your electronics have been upgraded you can simply field select a higher voltage.

Ferroresonant technology is thoroughly tested and proven to be extremely reliable. Power Guard™ is the leader in 90 volt technology. When you need reliable power solutions - rely on Power Guard™.

- **Zero transfer Time**
- **Field Selectable 60,72,87 VAC**
- **Fully Modular Design**
- **High Efficiency**
- **Easy Circuit Card Replacement without Power Interruption**
- **Temp. - Compensated Battery Charging**

See us at SCTE Booth #2132



506 Walker Street • Opelika, Alabama 36801 • 800-288-1507 • 334-742-0055 • Fax: 334-705-3620

To review our products on the internet visit our web sight at [http:// www.antecc.com](http://www.antecc.com)

Circle Reader Service No. 12

## Signal level on a cable plant: The first case



By Jim Farmer,  
Chief Technical Officer,  
Antec Technology Center

I received encouragement for the spectrum analyzer articles I wrote a few months ago, so I'm going to beat that horse a few more times. ("The beatings will continue until morale improves.") This series on analyzers was initiated when my friend Brunswick's headend tech, Coverdell, had trouble using his new spectrum analyzer (February 1996 issue). You may want to refer back to *CED*, March 1996, page 20, for a block diagram of a spectrum analyzer. This time, we apply the spectrum analyzer to the real problem of looking at signal level on a cable plant.

We know that the picture carrier is located 1.25 MHz above the low edge of the channel. The color subcarrier is 3.58 MHz higher, and the sound carrier is 4.5 MHz higher, than is the video carrier. We are not slighting the PAL and SECAM people overseas, who use different sets of frequencies. In the best legalese I can muster, "When NTSC frequencies are referred to, the reference shall be taken to mean those frequencies on which NTSC carriers are placed, and shall be taken to mean, just as generally, the corresponding frequencies on which corresponding carriers and subcarriers are placed in the various PAL and SECAM formats, just as if those standards were referred to explicitly." Whew!

When you measure a picture carrier strength, or amplitude, what are you really measuring? TV signals are amplitude modulated. This means that the signal level is constantly changing as the video changes. By the NTSC standard, the maximum amplitude of the signal occurs during sync pulses. Sync is that part of the signal which tells the TV when to reset the scanning electron beam from the right side of the picture tube, back to the left side (horizontal sync) or from bottom to top (vertical sync). Next is the blanking level, which is slightly blacker than black and is there for historical reasons. Black is a slightly lower amplitude (70.3 percent carrier amplitude), and white is the lowest amplitude, where the carrier is only 12.5 percent of its maximum amplitude. We can talk about THE amplitude of the signal even though its amplitude is continuously changing, because the sync is transmitted at a constant amplitude regardless of the level of any other part of the signal. A device that measures the amplitude of the signal does so by effectively peak detecting the signal and reporting that as the "level."

Note the picture carrier is always changing level as dictated by the picture and sync information it is carrying. When the signal changes, "sidebands" are generated. The discipline within mathematics is called the "Fourier transform," after the French mathematician who first developed it. This is true for the baseband sig-

nal, which occupies frequencies from near 0, up to 4.2 MHz. These frequencies in the baseband signal transfer to the RF carrier, each frequency in the baseband signal resulting in a pair of sidebands separated from the carrier by their baseband frequency. If it weren't for the use of a special "vestigial sideband" filter, the RF signal (video only) would occupy a band equal to twice the maximum baseband frequency, or 8.4 MHz.

Right now you are probably asking, "What does this have to do with the price of tea in China, or with measuring the amplitude of a signal?" If we want to measure the amplitude of a modulated RF signal, we must couple enough energy to the vertical deflection plates of the analyzer to accurately reproduce the sync tip level. We don't have to reproduce the entire waveform, but we do have to reproduce enough of the sync that it can reach its maximum amplitude. Two adjustments on the analyzer affect the bandwidth over which the signal is measured. Refer back to the block diagram published earlier. The IF bandpass filter, F1, must be set wide enough to couple the energy required to let the carrier amplitude reach its maximum in the 4.7 microseconds of a horizontal sync tip. Depending on the spectrum analyzer, this adjustment may be called the "IF bandwidth," or the "resolution." The word "resolution" is used because the narrower the bandwidth, the better the analyzer can "resolve," or separate, two signals (but if the resolution bandwidth is too narrow, you won't be able to read the amplitude of a modulated signal).

### The trouble with preset filters

After the signal is detected in the log amplifier and detector, it passes to a low pass filter F2, which can also be used to mess up the measurement. Some analyzers call this the "baseband filter," or "smoothing." Other names are used. At this filter, there is a signal having the amplitude modulation of the TV waveform (as much as got past F1), plus modulation imposed by the spectrum analyzer sweeping through the signal. If F2 doesn't let enough of the waveform through, you will not display an accurate enough waveform on the CRT, so you will not measure an accurate signal level.

From experience, you really need to set the bandwidths of both filters to at least 300 kHz in order to measure the signal strength of a TV signal. A lot of analyzers try to make life easier by setting F1 and F2 automatically. Unfortunately, despite the good intentions, this makes life more complex. The manufacturer doesn't know what you intend to measure, so he sets up the filter bandwidth so that you could make a good reading on a CW signal. You cannot measure a modulated TV signal with those settings, though!

Try measuring CW signals and TV signals with different resolution and baseband bandwidths some time. Play with the filter adjustments, as well as with sweep time, and see how the apparent amplitude changes. The highest amplitude is probably correct. Measuring digital signal levels involves a whole bunch of other concerns, which we'll cover another time. **CED**

### Have a comment?

Contact Jim via e-mail at:  
jfarmer@ix.netcom.com

# Rain Or Shine...

*(and sometimes in a pothole),* the NEW D Series "CHANNELIZERS" will bounce back so you spend your time troubleshooting your system, not your meter.

Toughness isn't the only thing we build into the "CHANNELIZERS". Although you won't be using these features in a pothole, your techs will love:

Full analog and now DIGITAL signal level measurements. An industry first, the NEW D Series "CHANNELIZERS" allow you to test and measure DIGITAL Video signal levels.

Expanded full tuning capabilities to 860 MHz. With a range of 5 MHz to 860 MHz, the NEW D Series gives you wide range to handle today's expanding systems.

Convenient Pilot Testing Capabilities allows you to quickly balance and align your system.

Plus, range from -35 dBmV to +60 dBmV, Hum, Audio and Video Levels with 6 hours of "smart charge" usability.

From system design, reliability and budget, Sencore understands your challenge to get the best at an affordable price. Now available for as low as \$1095\*, call **1-800-SENCORE (736-2673)** and test the "CHANNELIZER" for 15 days.



**Announcing the NEW Digital "CHANNELIZERS!"**  
 "See us at Cabletech Expo - Booth #1206"



**SENCORE**  
 3200 Sencore Drive, Sioux Falls, SD 57107  
 Direct: (605) 339-0100, Fax: (605) 339-0317

**Call For Quantity Pricing.**

© 1997 Sencore Systems, Inc.

# Reed Hundt and the chilling of HDTV



*By Jeffrey Krauss,  
high definition antipant  
and President of  
Telecommunications and  
Technology Policy*

FCC Chairman Reed Hundt is dragging his heels on HDTV, and that's bad for the country and for video industries like cable TV, broadcasting and TV set manufacturers. He claims he wants to let the marketplace make the decisions. But there's a chicken-and-egg problem. In this case, we'd all be better off by having the FCC, not the marketplace, decide to go ahead with HDTV. Otherwise, we risk losing our lead in this technology to other countries. Remember VCRs?

Testing of the Grand Alliance Digital HDTV system was completed last summer. The test results showed that the HDTV system performed very well. The FCC's Advisory Committee on Advanced Television Service submitted the report of the testing to the FCC, and voted itself out of business. The Advanced Television Systems Committee (ATSC) took up the task of documenting the technical specifications, and that work was largely completed earlier this year. You can download the HDTV specifications from the ATSC's web site, at <http://atsc.org>.

Also last fall, the FCC announced that it would have three separate proceedings on HDTV, one to look at policy issues, one on technical standards, and one to assign specific TV channels to broadcasters in each city. The first proceeding is well along. It deals with must-carry issues and whether broadcasters must devote some minimum amount of time to transmissions in high definition, as opposed to transmitting multiple standard definition channels. Comments were submitted last November, and reply comments were delayed until January because of the government shutdown.

The FCC was forced to delay its channel assignment proceeding, because the broadcasters got hung up in the Congressional budget debate over auctioning the TV spectrum. (See "Broadcasters must repent," June '95.)

But there was no reason to hold up the technical standards proceeding. The FCC should have started that in January, and it could have adopted HDTV technical standards by September.

The broadcasters got themselves into Congressional trouble last year by saying they wanted to use their new digital channel for multiple standard definition video (SDTV) programs, not necessarily for HDTV. The FCC chairman agreed with them. He thinks that broadcasters should have the freedom to use that 6 MHz channel for any service that the marketplace wants—SDTV, mobile, paging, whatever. Maybe even HDTV. He isn't opposed to HDTV, but he is opposed to having the government require HDTV as a mandatory rule.

Not only that, but he's opposed to the FCC even adopting a technical standard for digital television.

Some have argued that Hundt is doing this to protect the Hughes DirecTV DBS service, because DirecTV uses a digital video compression method that does not comply with the ATSC standard. Hundt's former law firm represents Hughes.

Anyway, Hundt is in the minority. Right now he is one of four FCC commissioners. The other three are in favor of HDTV, and are in favor of adopting HDTV standards.

But the FCC chairman is enormously powerful within the agency. He sets the agenda. He decides when issues will be decided, when proposed rules will be adopted, and when to bury an issue if he doesn't quite have the votes. But at three-to-one against him, he doesn't have the votes to bury HDTV.

## The chicken-and-egg problem

In general, I like the idea that the marketplace should make decisions, rather than the government. Particularly in cable TV standards, the technology is changing so fast that detailed government technical standards might freeze the technology and stifle innovation. But mandatory standards do bring benefits. They eliminate confusion in the marketplace. They provide consumers with the certainty that the device they buy will work with the service and won't quickly become obsolete.

There is a chicken-and-egg problem with HDTV. Broadcasters won't want to spend the money on HDTV transmitters and programming until consumers have the HDTV receivers to view the programming. And consumers won't want to buy the new TV sets until there is programming to watch. And if consumers don't want to buy, then TV manufacturers don't want to build receivers.

Consumers will be able to buy convertors, boxes that receive digital video broadcasts and display the video on an analog TV set. That's exactly what a DirecTV DSS box is, a digital-to-analog convertor box. But those boxes only receive SDTV, not HDTV. A proliferation of those convertor boxes, to receive digital SDTV broadcasts, could dissuade consumers from buying the more expensive big screen HDTV receivers.

Right now, there is uncertainty in the video marketplace. Will broadcasters do any HDTV broadcasting? FCC adoption of an HDTV standard, coupled with a requirement that at least a few hours a week of broadcasting must be in the HDTV format, will go far toward reducing that uncertainty.

Perhaps this uncertainty might hurt broadcasting, but maybe it's good for cable TV. Maybe cable programmers like HBO can deliver HDTV programming, even if broadcasters do not. Wrong. TV manufacturers won't have enough incentive to start delivery of HDTV receivers if broadcasters opt out. Consumers will be less likely to buy an HDTV receiver if only cable programmers, not broadcasters, are delivering HDTV.

So let's get going, FCC. Adopt the Grand Alliance standard, assign the channels, and let's get started. Bring some certainty to an uncertain market. Otherwise, we'll see foreign companies take the lead away from the U.S. companies that pioneered digital HDTV. **CED**

### Have a comment?

Contact Jeff via e-mail at:  
[jkrauss@cpcug.org](mailto:jkrauss@cpcug.org)

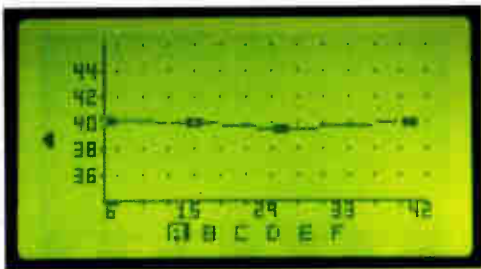




TRILITHIC



## Finally, Total Return Path Maintenance For 2-Way Distribution Systems



When equipped with the Multiplexer Option, the 9580SST accepts signals from up to 8 separate test points and analyzes sweep & ingress from each individually, returning data to as many as 6 SSR field units (A thru F) connected to it.

**Announcing the Trilithic 9580 Sweep and Ingress Monitoring System**

### **More Than A Return Path Sweeper**

Displays sweep response, calculates gain and tilt, and measures return path ingress and noise.

### **Fast and Convenient**

Updates all measurements approximately twice per second.

### **Versatile, Cost Effective**

One headend unit supports six field units, and with no loss of speed.

### **Detailed Troubleshooting Data**

One headend unit can monitor up to eight return test points individually.

For more information about the **Trilithic 9580 Return Path Maintenance System**, or Trilithic's full line of **Broadband Test Equipment**, dial

# 1-800-TRILITHIC

<http://www.trilithic.com>

Circle Reader Service No. 14

# Don't get clipped

## Tackling signal degradation caused by laser clipping on the info highway

By Donald Raskin, Principal Engineer; Dean Stoneback, Staff Engineer; John Chrostowski, Lead Engineer; and Rudy Menna, Staff Engineer; Transmission Network Systems, General Instrument Communications Division

**W**hat causes clipping in cable TV systems?

When an applied electrical signal amplitude goes beyond the level capability of a device, we say that the signal is "clipped" by that device. A simple, but extreme example would be an AC signal applied to a circuit through a diode. In that case, the diode would clip 100 percent of one polarity of the AC current signal. In cable television systems, laser transmitters cause more subtle clipping of the RF signal when the amplitude of the composite signal exceeds either the bias current, in the case of a directly modulated semiconductor laser, or the modulation limits for an external modulator (ex-mod) in a 1550 nm or YAG solid state transmitter. This is shown graphically for a DFB laser and an ex-mod in Figures 1 and 2, respectively. Keep in mind that these diagrams are somewhat misleading because of their over-simplification of the highly complicated signal that is applied to a cable TV analog laser. In a real cable TV transmitter, clipping is supposed to occur only when all of the many individual signal amplitudes "line up." Fortunately, with properly designed equipment in modern high-channel-count systems, statistical averaging works to make this a relatively rare event.

RF amplifiers can cause clipping, as well, when the input signal exceeds the bias of transistor elements. In nearly all cases this is not a problem in cable TV, since

the RF levels that cause noticeable clipping would already be significantly beyond the distortion limits of the amplifier. Recently, however, two changes in cable TV operations and technology have raised questions about the importance of amplifier clipping: (1) the much greater signal loading of return systems has driven the RF levels at return node amplifiers close to clipping limits, and (2) the desire to use GaAs amplifiers has encouraged the use of lower bias voltages (e.g., +12 VDC, rather than the traditional +24 volts). We have found situations in which clipping can be a problem in the return amplifiers. On the other hand, our initial investigation of 12V amplifiers does not indicate reasons for concern.

### Effects of clipping

From Figures 1 and 2, one can see that DFB lasers cause clipping only in the downward direction, whereas the ex-mod clips bidirectionally. We can understand the effect of this difference by imagining the clipped output signal as the sum of an unaffected ("pure") signal and an error signal (Figures 3 and 4). For a sinewave input, the error signal in the DFB case is an even function, while that of the ex-mod is odd. This means that the clipping events will show up on a spectrum analyzer at the CSO beat frequencies for a DFB and at the CTB beats for an ex-mod. Based on this discussion, it is possible to think of clipping as a random series of short-duration distortion events.

Typically the forward clipping events last for about 100 microseconds, or about 1 1/2 horizontal television scan lines. Clipping events in DFB laser transmitters appear as dark or light horizontal flashes on a TV screen. These are easily seen in a display of a medium brightness flat field ( $\approx 50$  IRE), which is how we made subjective evaluations of analog clipping. In the ex-mod

### Acknowledgments

The authors wish to thank Dr. Henry Blauvelt of Ortel Corp. and Dr. James Farina of Photonic Applications, Inc. for insights into the clipping of DFB and ex-mod transmitters, respectively. Dr. Blauvelt was a key contributor in the development of the quantitative clipping test for DFBs. The skillful assistance of Vipul Rathod, Mark McCusker, Albert Bachman and David Mascaro of General Instrument in obtaining the data was invaluable.

Figure 1a: DFB laser in linear operation

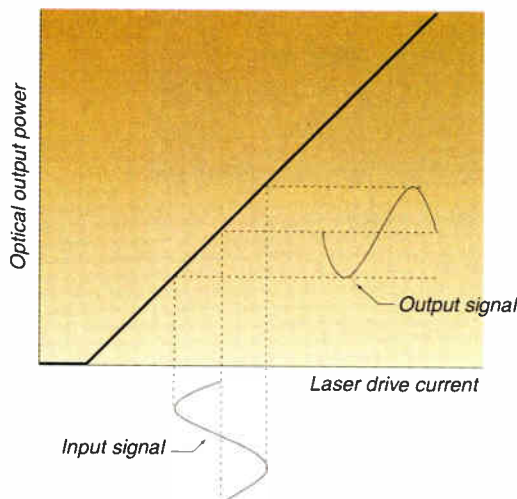
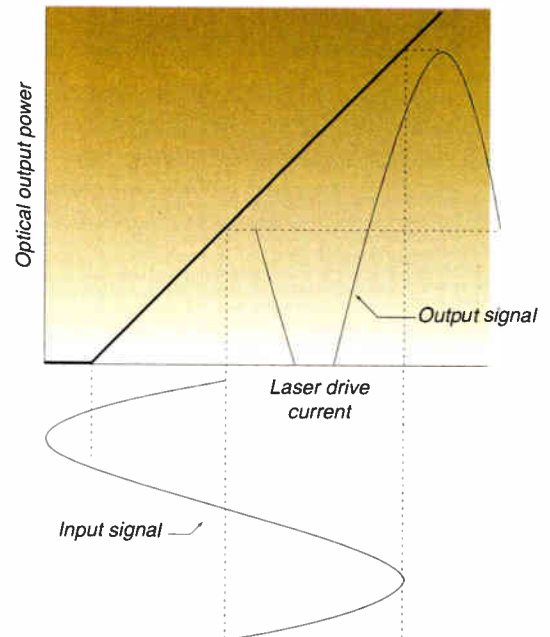


Figure 1b: DFB laser in clipping



# Extend Your Horizons.

The MAXLink 1550 nm Transmission System from Harmonic Lightwaves gives you the power to extend your network's reach. This modular transmitter/amplifier pair gives you the industry's highest SBS-free output power, coupled with the reliability to satisfy your most challenging network needs. Long reach. Fiber-dense construction. With bandwidth to burn!

Advanced Harmonic Lightwaves technology increases your capacity while reducing your cost per subscriber. So when performance is paramount, count on the MAXLink.


- Launch 17dBm (the industry's highest) into a single fiber.
- Achieve 55 CNR over 100 km with full 750 MHz loading without the headache of splitband designs.
- Free yourself from SBS limitations with the patented SBS suppression system.
- Maintain the flexibility to transmit long distances and serve fiber-dense distribution areas.
- Support both DFB and 1550 transmitter modules in a single compact platform.

See why the world's most advanced broadband networks rely on Harmonic Lightwaves.

## Connect with the Source

3005 Bunker Hill Lane. Santa Clara. CA 95054. USA. 800.788.1330. 408.970.9880 Fax: 408.970.8543

Circle Reader Service No. 15



**Harmonic Lightwaves**

"See us at SCTE Booth #1130"

**Clipping events  
in DFB laser  
transmitters  
appear as dark  
or light  
horizontal  
flashes on a TV  
screen**

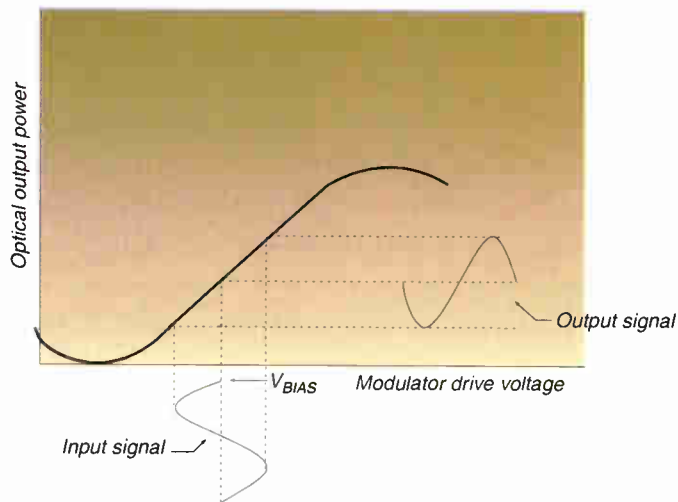
transmitter case, analog clipping shows up as random "busy-ness" on a flat field TV display. RF amplifier clipping would manifest itself in a similar way, since it is bi-directional.

Clearly these clipping events also have the capability of interrupting the flow of digital data, hence to cause errors. We have used uncorrected bit error rate (BER) measurements to determine the severity of clipping on these signals.

**Forward path testing**

DFB lasers. Over the past three years, we have found that the subjective picture quality of signals transmitted over fiber by high quality DFB analog transmitters is limited by clipping in the lasers, rather than by the traditional second and third order distortions. As noted above, this clipping shows up as annoying horizontal flashes in a picture. Because of the obvious need for a quantitative test to determine when a laser is operating properly, we examined a number of approaches. Ultimately a time domain measurement was found that correlated well with the flat field tests: a spectrum analyzer is set at zero span on a mid-frequency

Figure 2a: Externally-modulated signal in linear operation



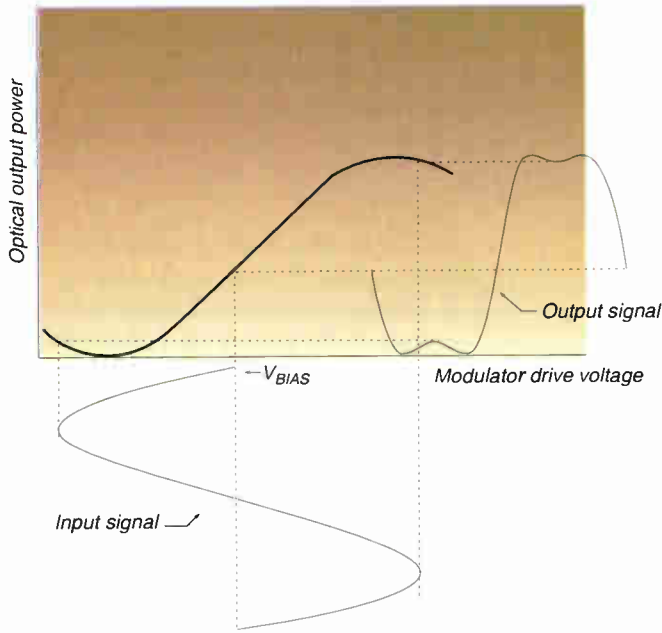
CSO beat frequency at resolution and video bandwidths of 30 kHz and is allowed to make a single sweep of 30 sec duration. The display will show a rough baseline with several distinct peaks due to clipping (Figure 5). We have found that the amplitude of the highest peak is not a good indicator of subjective picture quality. The height of the *tenth highest peak*, however, turns out to be a very

**Cable Modems. High Speed Internet Access. Digital Set-Top Boxes. HFC Telephony**

Let's face it. Cable operators have more important things to worry about than connectors and traps. But consider this: industry-wide, over 60% of service calls are caused by defective or corroded connectors, and any loose connector can potentially destroy a digital signal and ruin future plans for your broadband plant. That's why it makes sense for you to make PPC your connector and trap supplier.

For over 55 years, PPC has manufactured top-quality connectors designed to deliver your cable signal clearly and reliably. Our team of expert design engineers has earned 14 patents for new, innovative products — while our strict production standards ensure each one provides maximum performance. We even offer a worldwide service and support network to train your technicians with the most efficient

Figure 2b: Externally-modulated signal in clipping



good indicator of clipping quality: if the tenth highest peak measures greater than -45 dBc, we observe noticeable clipping in the picture.

Tables 1 and 2 give the results of a number of different tests of forward laser transmitters carrying 77 analog channels from 50 to 550 MHz and 200 MHz of simulated digital loading (including one channel of 64-QAM or 256-QAM) from 550 to 750 MHz. These show the effects of different operating levels and of relative levels of digital to analog. The column "CSO Clip" in Table 1 gives the result of the time domain test described above. As stated above for DFBs: (a) there are no measured clips at the CTB points and (b) CSO clip numbers larger than -45 dBc are reliable indicators of observable video clipping. Interestingly, for the digital signals, if we define (somewhat arbitrarily) the acceptable level of uncorrected BERs as being  $<10^{-9}$ , then clipping appears to become unacceptable for the digital at essentially the same laser operating point as for the analog. (That statement applies only if the digital levels are set within 0 to 10 dB

**Clipping events also have the capability of interrupting the flow of digital data**

All riding on the one thing we do better than anyone on the planet.



way to install our connectors.

Put simply, PPC is the best company to turn to for high performance connectors and traps that reduce unneeded service calls – and increase the profitability of your system. So get rid of all your cable connection worries by hooking up with a company who's done all the worrying for you: PPC.



PPC manufactures a full line of traps, and drop, fiber optic & hardline connectors.



THE WORLD'S BEST CONNECTORS & TRAPS.

6176 E. Molloy Rd. E. Syracuse, NY 13057

(800) 800-6652 fax (315) 431-7201

Circle Reader Service No. 16

**The amplitude of the highest peak is not a good indicator of subjective picture quality**

below the analog.) Since the 10<sup>-9</sup> criterion is likely to be very conservative for error-corrected forward signals, it appears that digital signals in the forward path will generally not be limited by clipping.

Notice that the laser input level that gives acceptable analog clipping performance is approximately 2 dB less than the level that gives a CTB of 65 and a CSO of 62. We have found that this is generally the case.

As a further test, the fiber link was connected to the peak-to-RMS ratio measurement system described in Appendix 1. This system allows a measurement of the peak-to-RMS ratio of the device being tested. The maximum ratio observable is about 15 dB. At nominal levels, the laser's ratio was about 14 dB. When the drive level was increased by 1 and 2 dB, the ratio decreased to 13 and 12 dB, respectively. The histogram clearly showed that only one side of the waveform was clipping. This is expected with a directly modulated DFB. The ratio of the other side of the waveform remained at 14 dB.

**Externally-modulated transmitters**

Limited tests of a 1550 nm ex-mod transmitter (Table 2) indicate that clipping exceeds test criteria at about the same drive level as does distortion. Note that the clips occur at the triple-beat frequency, as expected. All three drive conditions give tenth-clip-event heights equal or greater than -45 dB. Again the clipping manifests itself as a "busy" picture, rather than as one with horizontal streaks.

**RF amplifiers**

We have confirmed the expectation that clipping degradation is highly unlikely for conventional push-pull and power-doubled hybrid amplifiers in a wide range of normal operating points. The test setup is described in Appendix 1. The multiple carrier generator was inserted into a 750 MHz power doubled amplifier. The output voltages can be predicted as follows:

For an output level of +44 dBmV per channel for 110 channels into 75 ohms, the RMS value will be:

$$RMS_{110} = 10^{\left(\frac{44}{20}\right)} * \sqrt{110/1000} = 1.66 \text{ volts}$$

and assuming a peak-to-RMS ratio of 14.8 dB, the peak value will be:

$$PEAK_{110} = 10^{\left(\frac{14.8}{20}\right)} * 1.66 = 9.1 \text{ volts}$$

The peak-to-RMS ratio remained constant at 14 to 15 dB until levels were increased to more than +52

Figure 3: Decomposition of DFB clipping

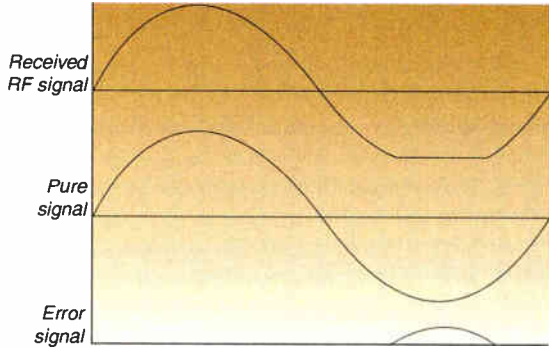


Figure 4: Decomposition of external-modulator clipping

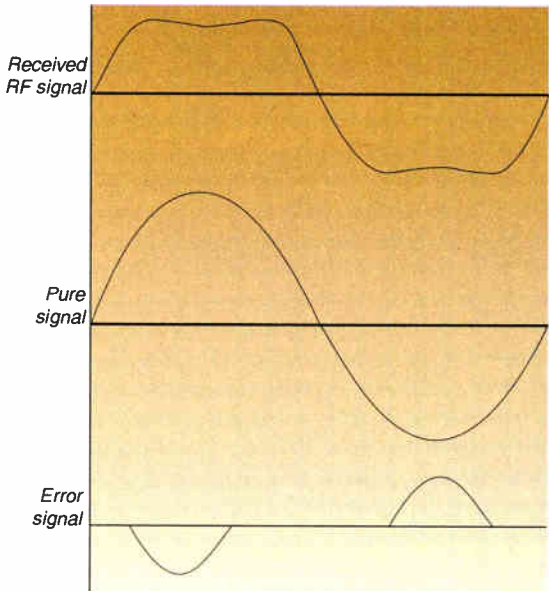


Table 1: Directly modulated DFB

Drive level	Subjective clipping			Mid frequency				High frequency			
	Ch 36 (Mid freq.)	Ch 77 (High freq.)	BER (64 QAM)	CSO Clip	CSO	CTB	C/N	CSO Clip	CSO	CTB	C/N
<b>CW Loading; Noise &amp; digital 10 dB down:</b>											
Nom	Very visible	Very visible	1.60E-06	-36	78	65.3	52.0	-34.5	62.5	64.9	53.2
-2	None	None	3.00E-10	-49.8	79	72.4	50.0	-46.2	65.5	71.1	51.1
<b>CW Loading; Noise &amp; digital 5 dB down:</b>											
Nom	Visible	Visible	1.30E-08	-39.6	78	66.5	51.3	-34.5	62.9	66.2	51.8
-1	Barely visible	Barely visible	>4E-10	-45.6				-42.7			
-2	None	None	>4E-10	-50.4	78.5	73.7	49.6	-51.5	66.1	72.1	50.2

Note: Drive level is reference to the "nominal" setting. Nominal refers to the level which is automatically chosen by the transmitter's AGC circuit to match the factory calibrated operation point.



30mW

Light  
begins  
at 30.

Introducing the new 30 mW cw, 1550 nm  
DFB Laser from SDL; one great reason  
to celebrate reaching thirty.



Start designing your transmission systems with more power.

Call us to find out how: (604) 544-2244

SDL Optics, Inc., 6703 Rajpur Place, Saanichton, BC, Canada, V8M 1Z5 Fax: (604) 544-2225

Table 2: External modulation

Drive level	Subjective clipping			Mid frequency			High frequency				
	Ch 36 (Mid freq.)	Ch 77 (High freq.)	BER (64 QAM)	CSO	CTB	C/N	CTB Clip	CSO	CTB	C/N	
Nom	None	None	1 E-09	-	-67.7	-64.8	49.9	-45.5	-66	-64.8	48.4
+1	None	Some CTB	3 E-09	-	-68.2	-62.7	50.2	-40.5	-66.4	-63.1	48.8
+2	-	-	-	-	-	-	-	-37	-	-62	-

**Clipping degradation is highly unlikely for conventional push-pull and power-doubled hybrid amplifiers**

dBmV per channel at the amplifier's output. The CTB was an unacceptable -55 dBc at +51 dBmV output. At +55 dBmV the peak-to-RMS ratio decreased to about 12.5 dB. The calculated peak voltage at this level exceeds the 24 volt supply, so it is no surprise that the peaks are clipping. The conclusion is that the amplifier does not clip until the CTB is intolerably bad.

As a further confirmation, a 12 volt amplifier was tested at +44 dBmV output per channel for 110 channels. The peak-to-RMS ratio was 14.9 dB, which is taken to signify that there was no clipping of the output.

**Return path testing**

QPSK digital. The effect of clipping on an HFC communications network is not limited to the forward path. Both the amplifiers and lasers in the return path can adversely affect the performance of digital signals if they are being operated too far into clipping. To investigate this phenomena, various components were loaded with a signal consisting of a real QPSK signal and filtered noise, all at a constant-power-per-Hz loading, to yield a total bandwidth of 35 MHz. In order to measure the amount of Composite Intermodulation Noise (CIN), there was a 50 dB notch in the middle of the noise. The depth of this notch directly correlates to the CNR of the link for any system that is loaded on a constant-power-per-Hz basis<sup>1</sup>. The CNR was compared to the average Bit Error Rate (BER) for vari-

ous drive conditions. A typical result is shown in Table 3. Note that throughout this paper, BERs are measured with no error correction.

The RMS-to-peak ratios for various types of modulation and for noise are given in Appendix 2. The Peak OMI in Table 3 is calculated with an assumed average ratio of 11 dB. Note that the laser is always very far into clipping. However, the BER does not get bad until the CNR degrades. Essentially, the limiting factor here is distortion, not clipping. The table demonstrates that a measurement of CNR should be sufficient for predicting BER, with no special consideration needed for clipping.

A common problem with the return path is the exist-

Figure 5a: Clipping test passing

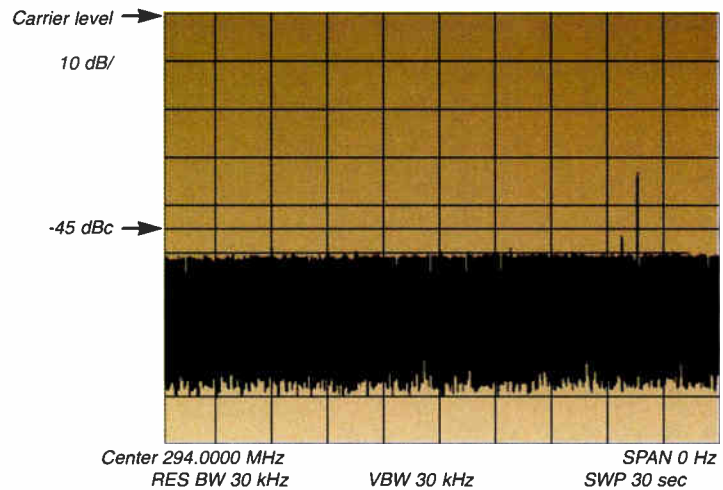


Figure 5b: Clipping test failing

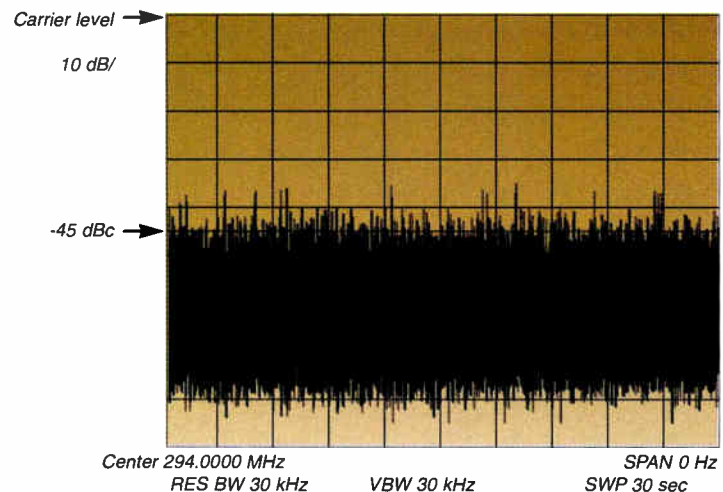


Table 3: QPSK at various OMI

dB relative to 35%	RMS OMI (%)	Peak OMI (%)	CNR (dB)	BER
-	35	124	44	<1*10 <sup>-9</sup>
3	49	174	36	<1*10 <sup>-9</sup>
6	70	248	27	<1*10 <sup>-9</sup>
9	99	351	19	<1*10 <sup>-9</sup>
10	111	394	-	2*10 <sup>-2</sup>





# Get A Big Boost From ABC Cable Products' Little Box . . .

## Time Warner Communications Did!

*"We chose the CBLinX-1 Laser from ABC Cable Products for our government access channels and status monitoring because it provided us the quality, performance and expansion capabilities we needed at an affordable price."*

Bill Mallette, Technical Manager  
Time Warner Communications, Rochester



**The ABC family of lasers** will give your system the boost it needs for all your requirements – from local origination, school networks, status monitoring and remote sites right up to 110 channels of AM video.

**Jump onto ABC Cable Products** today for your optical requirements.

"See us at SCTE Booth #666"

Call us for specifications at **1-800-777-2259, Extension 661.**



**ABC**  
CABLE  
PRODUCTS  
LLC

tence of large interferers (ingress). To determine how much interference can be tolerated, a CW interferer was injected into the laser along with the QPSK and noise payload discussed previously. The result is that, once again, the CNR is a good representation of the achievable BER. As the CW level was increased, the CNR would go down (due to an increase in CIN), and eventually, so would the BER. However, if the interferer was injected at a much higher frequency (such as 100 MHz) where the spectrum of the beats with this carrier did not fall on top of the QPSK signal, the CNR did not degrade and neither did the BER. This was true even with the CW at an OMI of 350 percent. This clearly indicates that clipping is not directly a threat.

n-QAM digital. The QPSK tests described above were repeated for 16-QAM and 64-QAM in an effort to determine the effect of clipping on amplitude-dependent signals. The data in Table 4 shows only slight differences between the drive-level dependence of the

Table 4: Required CNR to obtain  $10^{-6}$  BER

	QPSK	16-QAM	64-QAM
Direct	23	24	28
Laser overdrive	19	23-28	35-39
Amplifier overdrive	21	25	40

QPSK and 16-QAM data streams, which may be attributable to measurement error. The 64-QAM is somewhat more sensitive, due to its higher carrier to noise requirement. However, for a given BER, the higher order QAM modulation formats require a higher CNR as the laser is driven into clipping. This is most likely due to the amplitude component in n-QAM which does not exist in QPSK.

The data given in Table 4 has a several dB margin of error because the actual modulation signal was at 44 MHz, whereas the CNR was measured at 22 MHz. Nevertheless, some trends are evident. The term "overdrive" refers to a signal which is higher in amplitude than the recommended operating level of the device. The drive levels were increased until the BER degraded to  $10^{-6}$ . Both QPSK and 16-QAM are relatively unaffected by either the laser or the amplifier overdrive. The 64-QAM, however, requires an increased CNR for equivalent performance when passed through a device that is being overdriven. This can be explained by the peak-to-RMS data given in Appendix 2. At a BER of  $10^{-6}$ , the laser is 3 dB above nominal and the hybrid is at +67 dBmV total power out. Table A2 demonstrates that at these levels, the peak-to-RMS ratio is being compressed. This compression is likely to cause errors in the amplitude component of the 64-QAM signal. Similarly,

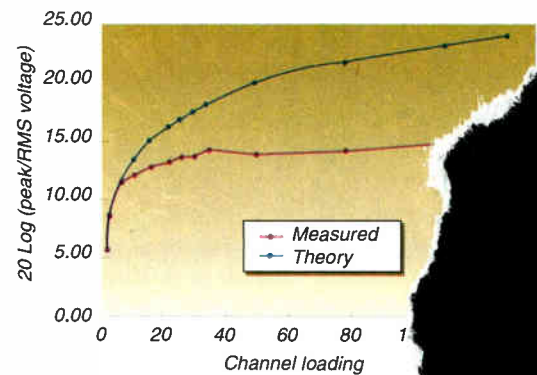
Table 5: BER and CNR vs. output level for return path hybrid

Total output power (dBmV)	CNR	QPSK BER	16-QAM BER	64-QAM BER
45	>50	$<10^{-9}$	$<10^{-9}$	$<10^{-9}$
65	48	$<10^{-9}$	$<10^{-9}$	$<10^{-9}$
68	39	$<10^{-9}$	$<10^{-9}$	$2 \cdot 10^{-6}$
73	24	$<10^{-9}$	$1 \cdot 10^{-6}$	
75	21	$1 \cdot 10^{-2}$		

64-QAM is not as immune as QPSK to large out-of-band CW interference (such as the 100 MHz CW carrier at 350 percent OMI mentioned in the previous paragraph).

Amplifiers. The ability of return path amplifiers to handle large amounts of high-level data was tested. The tests conducted were very similar to those described above for return path lasers. Table 4 indicates that 64-QAM signals

Figure 6: dB ratio of peak/RMS voltage vs. channel loading



are sensitive to overdrive conditions. As previously mentioned, this can be explained by referring to Table A2. Note that as the amplifier's output level is increased above 65 dBmV total power, the peak-to-RMS ratio decreases. Regardless of whether this is due to compression or clipping, the result is that some of the amplitude information gets compressed.

In order to determine how high the output levels should be in return path amplifiers, the output level was compared to CNR and BER. Table 5 shows performance for a 25 dB gain hybrid return path amplifier when subjected to overload.

A fully loaded return path will have a total energy of approximately 60 dBmV at the output of an amplifier. Table 5 demonstrates that at levels of approximately +65 dBmV, the amplifier is getting close to affecting BERs of higher order modulations. Since CIN is dominated by third order distortion which cascades on a  $20 \cdot \log$  factor, one must be careful not to use amplifiers with inadequate distortion performance.

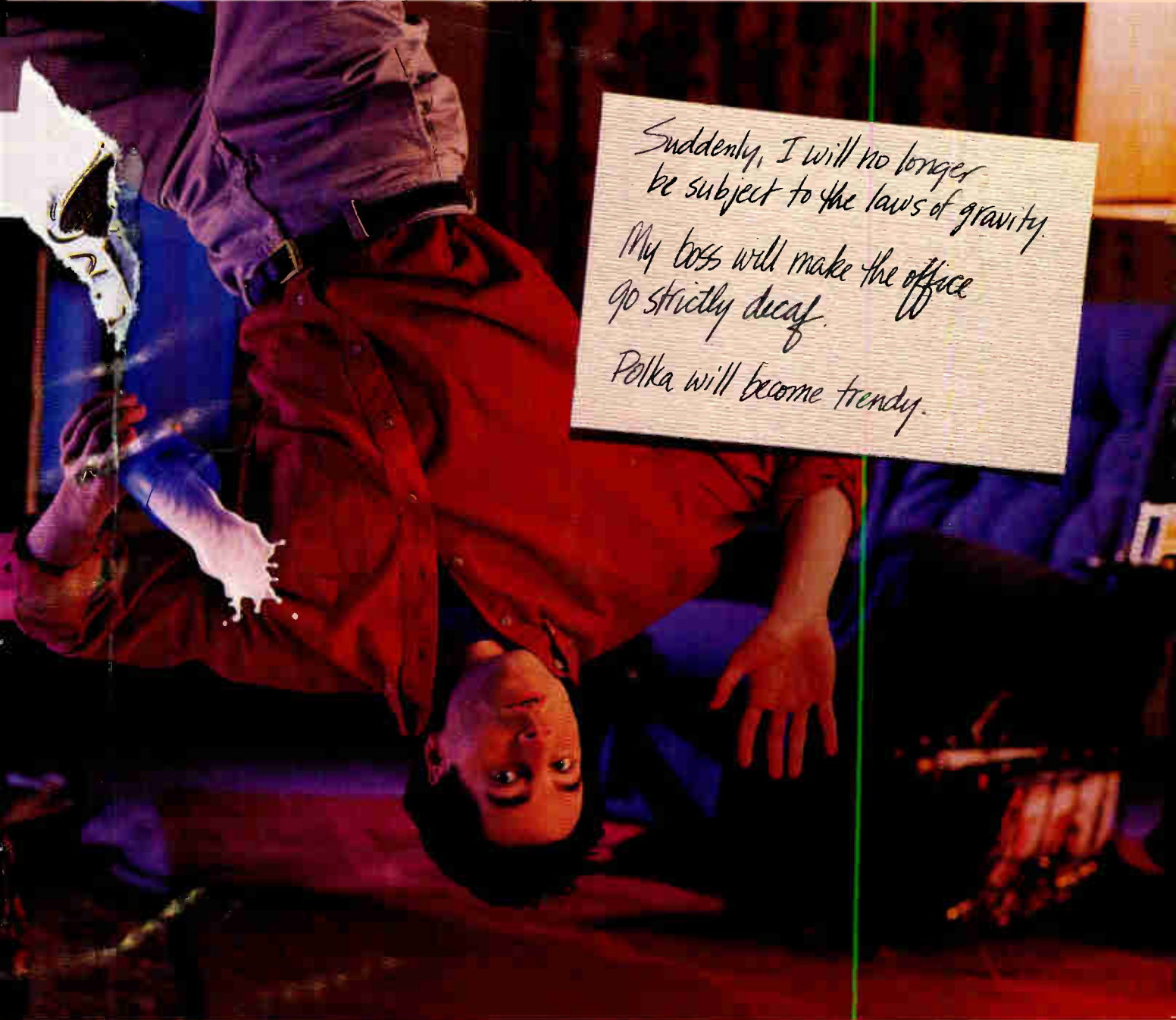
We have determined that the upper drive level limit for forward analog DFB transmitters is determined by clipping, rather than by the conventional distortions. We have defined a simple quantitative test that correlates well with subjective evaluations, and we are proposing that it be considered for general use by the industry. Within practical limits, it is likely that digital signals carried along with analog will not be limited by clipping (that is, not before the analog signals themselves will be impaired by clipping). We have found that clipping is less immediately noticeable in externally-modulated transmitters, and that it does not appear to be a performance-limiting problem in forward RF amplifiers.

In the return path, signal levels into Fabry-Perot lasers are limited mainly by CIN and not by clipping. The upper limit for DFB lasers is no higher than that of FPs. The limits for 16-QAM digital signals do not appear to be any tighter than those for QPSK. 64-QAM signals, however, appear to be somewhat clipping sensitive. **CED**

## Appendices

Appendix 1: RMS vs. peak. A test method was

**THE FEARS OF *Steve Kingler*, CATV NETWORK ENGINEER**



**BUT AS FOR THE FUTURE OF HIS NETWORK,  
HE HASN'T GOT A CARE IN THE WORLD.**

Most people in Steve's position are forever fretting that their network will become obsolete. The stakes are high. And, most of the time, confidence isn't.

Enter Siecor. Because just having a supplier isn't good enough. Steve demanded more.

Siecor boasts a thorough understanding of the CATV industry and can anticipate where it's going. Then help



Steve get there first. This little alliance has enabled him to design a highly reliable, world-class network with the capacity to handle his system's current needs. Yet it's flexible. So if technology changes (gee, do you think it will?), Steve can adapt quickly and effortlessly.

And how do you suppose Steve feels about all this? Well, let's just say he's on cloud nine.

**SIECOR**

What can we do for you?

HAVE NO FEAR. CALL 1-800-SIECOR-5 FOR MORE INFORMATION.

devised which would allow a measurement of the peak-to-RMS ratio of multicarrier signals. Our evaluations consisted of a multiple carrier generator which produced up to 130 independent CW carriers and a high-speed (35 GHz) sampling oscilloscope. First, a baseline was established by measuring the output of the carrier generator directly. The output of the generator was connected to the scope, and

the level was adjusted to maximize the dynamic range of the scope. The scope was set to free run at a rate of 500 kHz, and the timebase was 100 ps/div. Several million samples were allowed to accumulate in the infinite persistence mode (about 20 minutes). Since the scope was free running at a very high acquisition rate, the distribution of dots which accumulated on the display represented

Table A2: Measured peak-to-RMS ratios

Type of signal	Peak-to-RMS ratio (dB)
CW signal	3.2
Unfiltered noise (5-1000 MHz)	7.8
Filtered noise (5-40 MHz)	13.5
<b>Modem Brand "A"</b>	
QPSK @ 10 MB/sec	9.2
16-QAM @ 20 MB/sec	11.3
64-QAM @ 30 MB/sec	10.2
<b>Modem Brand "B"</b>	
QPSK @ 256 kB/sec	6.7
QPSK @ 2 MB/sec	6.6
<b>Laser with filtered noise loading</b>	
35% RMS OMI	13.8
62% RMS OMI	9.2
78% RMS OMI	7.8
<b>Hybrid with filtered noise loading</b>	
+45 dBmV total RMS power	13.5
+65 dBmV total RMS power	12.4
+70 dBmV total RMS power	9.6
<b>Hybrid with CW loading</b>	
+45 dBmV total RMS power	3.2
+65 dBmV total RMS power	3.2
+70 dBmV total RMS power	3.2
+75 dBmV total RMS power	3.0

the distribution of voltages present in the composite signal. A histogram was then obtained from the scope and relevant points were recorded. This was done for many different channel loadings from 2 to 130 channels. In each case, the value of the highest and lowest points were recorded, as well as the values for the mean, and one, two, and three standard deviations. The ratio of the peak value to the RMS value was calculated in each case. The results are compared to the theoretical values in Figure 6.

Note that the theory predicts a continuous increase in peak-to-RMS ratio as the number of channels grows. However, the test results indicate that the ratio levels out between 14 and 15 dB. We believe that the reason the peak-to-RMS ratio does not continue to increase as predicted has to do with noise in the system. In particular, the phase noise and frequency stability of the CW generator are likely fluctuating enough to prevent any more precise coherent adding of the carrier phases.

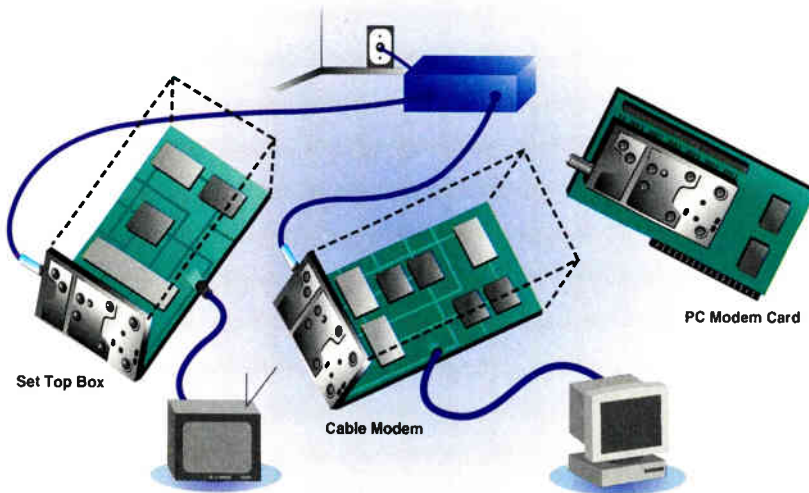
Appendix 2: Peak-to-RMS ratios for various signals. Table A2 summarizes the peak-to-RMS ratio for some common signals.

1. D. Stoneback and W. Beck, "Designing the Return System for Full Digital Services," SCTE Conference on Emerging Technologies, San Francisco, CA, January 1996.

© 1996, NCTA. Reprinted with permission. First appeared in the 1996 Technical Papers.

## CABLE COMMUNICATIONS

### MITSUMI CATV 19 Digital Applications



Mitsumi has the tuner answers to today's most advanced communications and computer applications. Our new CATV 19 digital Up/Down Converter or our MRD8 Video Front-End (suitable for computer motherboards) pack all of the performance

you need in the smallest packages around.


Choose the world's leader in tuners and RF modules.

Call us for a data sheet at 1-800-MITSUMI or e-Mail our technical support for tuners at RFOEM@MITSUMI.COM.

MRD8 Video Front-End  
Includes tuner, IF,  
and multiplex  
decoding



CATV 19 digital Up/Down  
Converter with  
reduced distortion



**MITSUMI**  
Power in Peripherals™



**HOLLYWOOD**

# A Consistent Performer With Definite Star Potential.

Multiple encoding applications demand multiple encoding solutions. So we developed Argus...the network friendly, realtime encoding system... designed for a wide range of professional applications. You'll find the cost surprisingly affordable...and its support of MPEG-1 SIF, MPEG-2 1/2 D-1, and MPEG-2 D-1(FOE) environments practical.

Ideal for multimedia applications and corporate information networks, Argus also comes in an MPEG-2 full D-1 version for high quality broadcast applications like digital ad insertion and video-on-demand.



Argus accepts composite, Y/C, YUV, Serial D-1 video and inputs for two analog or digital (AES/EBU) audio channels. It supports closed captioning and uses the Windows 3.51 NT graphical user interface for ease of operation. It's there when you need it...performs at a high level... and applies itself in a variety of roles.

Argus - potentially a star performer in the right hands...like yours.




1-813-572-1230 • <http://www.vela.com> • 2501 118th Avenue North • St. Petersburg, Florida 33716

Circle Reader Service No. 21

Cable Tech Expo '96 Booth 206

# An early peek 'Hands-off' monitoring and control, user-friendly apps key to taming complexity of facility at the headend of tomorrow



By Michael Lafferty

**C**omputers have changed the way people work, play and even create and the cable industry is certainly no exception. Yet, as the 20th century careens toward its inevitable conclusion, computer hardware and software applications have finally vaulted over the last bastion of hardware, creating fundamental changes in headend design and operations.

And cable headends, as well as the people who design and run them, will never be the same.

As a result, cable engineers are faced with vast array of new issues, technologies and pressures to design and build headends that will work now and a decade from now, when many predict the transition from analog to digital will be largely complete. (Take that, like all other broadband predictions over the last few years, with a handful of salt.) Yet in a technological atmosphere where today's computer advance is literally left in the dust by tomorrow's newest product announcement, many cable pros are initially confused, if not cowed, by the daunting challenge of bringing their headend operations and personnel into the computer age.

Of course, American ingenuity just loves a challenge and cable professionals have never been accused of being dullards, especially when there's lots of new revenues to be realized.

## The Alexandria model

Many believe the headend of the future first coalesced in Alexandria, Va. late last year. That's where Jones Intercable launched the nation's first passive, 750 MHz HFC network—a \$35 million, fiber optic cable system with a backbone consisting of 10 fiber loops of counter-rotating signals. The system, which boasts “self-healing” capabilities, features 500 fiber nodes, each monitored 24 hours a day and backed up by its own power supply. Each fiber ring contains between 120 and 180 fibers, which mean nearly 3,000 fiber terminations at Jones' showcase headend.

The plant itself covers just 28 square miles and passes 73,000 homes, MDUs and businesses. Nearly 40,000 subscribers are served by the system. Of course, the fact that Alexandria is one of the premier suburbs of the nation's capital and home to any number of the nation's legislators and staff doesn't hurt either.

The Alexandria operation was recently folded into a cluster of area operations and renamed Jones Communications. The new name, says the company, “signifies Jones' emergence as a comprehensive telecommunications company capable of providing a full slate of entertainment, information and communications services to its customers.”



Jones Communications' headend facility in Alexandria, Va. is considered by many to be state-of-the-art.

**When designing a headend, the things you take for granted are the things that "kill you"**

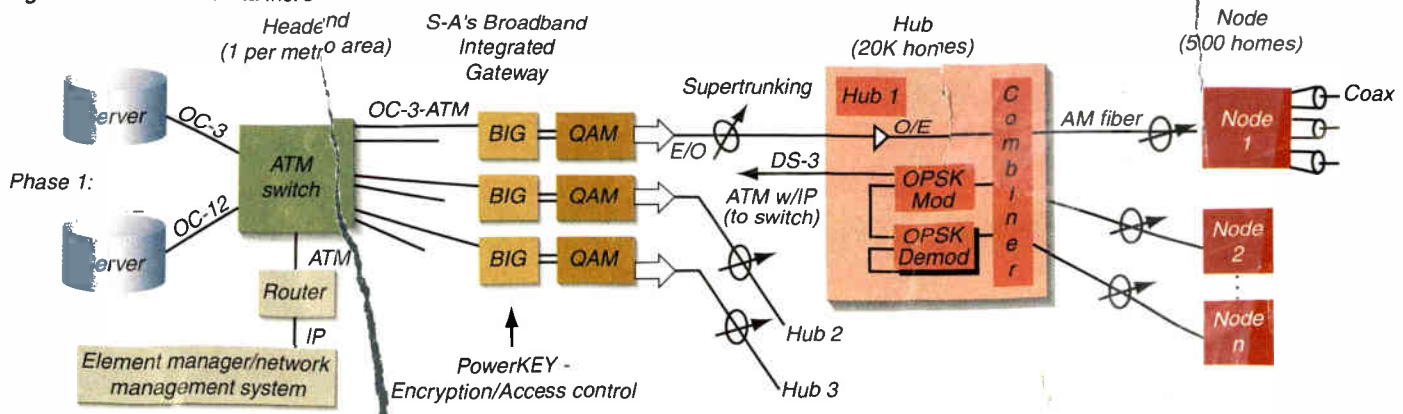
Much of Jones' claim to telecommunications fame is being generated from the hands-on experience it's getting through the Alexandria headend.

The headend itself features 88 Barco modulators and related headend equipment, including an expanded version of the company's Remote Control and Diagnostic System (RCDS). The RCDS Open System Architecture (ROSA) allows Jones personnel network-wide monitoring and control capabilities (of Barco and non-Barco network equipment) through a PC interface. The system

continuously checks headend performance, generating status information, minor and major alarms and automatically switches to backup modulators based on pre-set parameters.

Barco, a relative newcomer to the American market, but a 25-year cable in the international marketplace, is a firm believer in microprocessor controlled headend equipment. George Walter, Barco product group manager, points out such computer control, for instance, in the case of their modulators, allows for "everything you can

Figure 1: Scientific-Atlanta Inc.'s view of future headend consolidation



# WANTED

## HAND-HELD TEST EQUIPMENT



Aliases: ..... Power Meter, Light Source, Tester  
 Occupation: ..... Test Equipment  
 Markings: ..... SIECOR  
 Part Numbers: ..... OTS-110, OTS-111D, OTS-112XD

# Looking for Trouble?

It's a tough job tracking down trouble spots in your fiber optic system. To check all points and keep that system up and running, arm yourself with some of the most wanted hand-held test equipment in the industry. Siecor's complete line gives you all the back-up you need to stop trouble dead in its tracks and get your system back on line.

Using our Optical Power Meters, Light Sources, smallTALK® Fiber Communicator, CheckPoint™ Fiber Identifier, and Visual Fault Locator will reduce down time and keep your revenues flowing. Each is an outstanding performer, easy to work with, and designed for the field. All have the advantages of Siecor's unsurpassed fiber knowledge plus our reliability, service, and technical support. You won't find a better investment or a better company to count on. So call 800-SIECOR-4, extension 5040 if you want the best.

# SIECOR

Shown: Siecor's New OTS-111D Optical Test Set (Power Meter with Dual Source)

do on the front panel, you can do a hundred miles away on a keyboard and PC."

This remote control capability, which features automatic backups that are on-line within milliseconds of detected error or failure and contacts repair personnel at the same time automatically, all without interruption of service, is crucial to cable success and consumer confidence, says Walter. "For the consumer to really rely upon the cable operator for interactive services, telephony, even security, operators are really going to have to beef up consumer confidence. One of the ways they can do that is to present headends like the Jones facility and say, 'Here are all our fail-safe mechanisms.'"

Since the Alexandria facility officially debuted in October of last year, Jones has been steadily making its case to its subscribers. The company is currently providing telephony services, albeit in a limited capacity, through shared-tenant (MDU) services and have filed with state regulators to provide residential phone service as well.

A recently completed cable modem trial, featuring LANcity modems, has "delighted" customers and led to the start of a commercial rollout of the service. The next headend/network hurdle is near video on demand. "Right now," reports Wayne Davis, Jones' senior director of technical operations, "we're in the process of sorting out the digital technology that we'll deploy."

Davis says the past six months have taught everyone involved in the project a lot. "When you convert over to a new network and you've advertised it's a new network and it's the future," says Davis, "man, you'd better do it right the first time. And we've learned that painfully."

He says when designing or rebuilding a headend facility the things you take for granted, the things you've been "doing for a hundred years," are often the things "that are going to kill you." He likens his experience to the ill-fated United Flight 232 where one damaged hydraulic line defeated all the other hydraulics in the aircraft. Being able to recognize such "common points of failure" is absolutely crucial to an operation that's offering lifeline services like telephony, as well as video and data communications.

"We found that in thinking through a system (you have to) find those common points of failure," says Davis. "And, I mean we designed redundant paths throughout the network. But for us, the common point of failure turned out to be, and we learned a valuable lesson from this, off-air transmission. In order to get the best picture quality, the antennas are at a different location and we transport those (signals) in.

Circle Reader Service No. 22



# QUICK CHANGE ARTIST

## HCP2550 HETERODYNE CHANNEL PROCESSOR CHANGE CHANNEL TO CHANNEL



The R.L. Drake Company now offers you greater flexibility in meeting the needs of your headend with the HCP2550 Heterodyne Channel Processor. Drake, long recognized for manufacturing communication equipment of enduring quality, has designed the HCP2550 to be an extremely versatile heterodyne channel processor surpassing the most demanding engineering requirements.

- Capable of converting any standard VHF, UHF, HRC, IRC, or cable TV input signal to HRC, IRC, or any standard cable TV output channel.
- Output frequency coverage from 54 MHz to 550 MHz.
- Selectable offsets, A/V ratio adjustment, and RF output adjustment offer exceptional flexibility.
- SAW filtering eliminates adjacent channel interference.
- Programming of input and output channels is accessible via front panel DIP switches.
- IF loop-thru connections.
- High output power to +60 dBmV.



R.L. Drake Company  
P.O. Box 3006  
Miamisburg, OH 45343  
U.S.A.

Sales Office: 513-866-2421  
Fax: 513-866-0806  
Service & Parts: 513-746-6990  
In Canada: 705-742-3122

*Made in America by  
Drake...A trusted, world  
leader in communications  
equipment since 1943.*

Circle Reader Service No. 23



# **DRAKE**

## ◆ COVER STORY

It was a point a failure in that there was not a redundant path for those signals."

### A transitional mix

The costly transition from analog to digital is putting budgetary pressures on a whole range of products and services (real and proposed) in the cable plant. But the fact that it isn't going to happen overnight has finally set-

tled in after the initial euphoria of information superhighway hype of just a few years ago.

"The first thing they (customers) tell us is that the headend of the future will have both digital and analog," says Peter van der Gracht, vice president and general manager for Scientific-Atlanta's CATV and Telco Worldwide Analog Headend Products division. "The model that seems to be coming out is that the lower

frequency band will be used for the analog broadcast part of cable TV, sort of plain old cable TV, and then the higher frequency components will be used for the digital channels. And together that allows the cable operator to provide service to different types of customers."

"And that's going to go, we think, a long way into the future," chimes in Larry Grunewald, S-A's product director for digital video compression and subscriber products division. "As long as you've got TV sets out there that are cable ready and people who don't necessarily need a high tier, it's going to be hard for cable operators to provide a digital-only type of service. So we think as long as we're going to be around that you're going to have the analog-digital mix."

As a result, van der Gracht and Grunewald note this is "giving rise really to two headends of the future." (See Figure 1.) They describe the first as a "source" or "traditional" headend, or what others have called a "regional" or "super" headend.

These headends consist of antenna farms (or are directly linked to off-site farms), source materials and all the new (i.e., digital) technologies. The second, "hub" headend is further down into the plant, and in S-A's thinking, could



Peter van der Gracht



Larry Grunewald

serve as many as 20,000 homes.

While Grunewald explains many customers have a growing understanding of the equipment needs in the traditional or super headend, there's some question about what's needed at the hub headends, because, says van der Gracht, "The customers want to be able to operate those hub headends either unattended or at least only 9 to 5, Monday through Friday, rather than 24 hours a day, seven days a week." That means increasing technical capabilities at the super headend and "very sophisticated status monitoring and control capability" at the hub, he continues. The efficiencies of such unmanned, computer-controlled hub sites becomes even more critical as the pricey deployment of digital technology begins in earnest.

Yet many, like Clayton Doré, director of

# Imagine...

*Imagine...* a truly portable RF spectrum analyzer weighing under 19 pounds (including internal battery).

*Imagine...* this small package with measurement performance to 1 GHz and over 70 dB of dynamic range, 4 resolution bandwidth filters and a built-in frequency counter with an accuracy of +/-200 Hz.

*Imagine...* intuitive CATV specific software that is so easy to use that your tough proof-of-performance testing will become a part of the daily routine.

*Imagine...* all this, and a brilliant 6.4" *full color display*

## STOP IMAGINING.



Introducing the  
NEW 2000 Series RF  
Spectrum Analyzer.

Avantron Technologies, Inc.  
**(800) 297-9726**

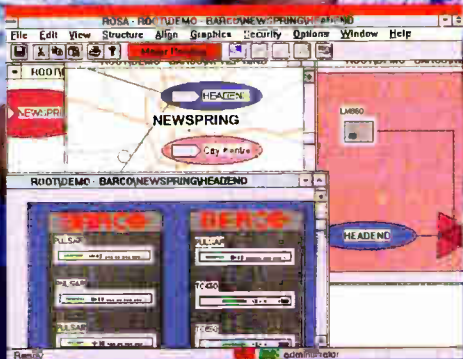
<http://www.avantron.com>

See us at SCTE Cable TEC Expo, Booth #409

Circle Reader Service No. 24



# Your Subscribers are Monitoring Your Network Performance.



- Complete Headend Monitoring and Control
- Increase Subscriber Satisfaction
- Reduce Out of Service Time
- Self-healing Capabilities
- Automatic Service Restoral
- Reduce Maintenance/Troubleshooting Costs

## BARCO

For more information, call (770) 590-7900 or write:

BARCO  
1000 Cobb Place Boulevard  
Kennesaw, Ga 30144  
Tel: (770) 590-7900  
Fax: (770) 590-8836

## Are You?

ROSA software keeps an eye on your network. It can see problems before they are noticeable to your subscribers, reducing service outages and maintaining high levels of customer satisfaction.

ROSA also simplifies maintenance and troubleshooting, pinpointing problems, switching in backup equipment, and reducing service dispatch calls.

ROSA is short for Remote Control and Diagnostic System Open System Architecture. But it's long on promoting the highest quality of service and keeping subscribers happy.

"See us at SCTE Booth #1918"

Circle Reader Service No. 25

## ◆ COVER STORY

sales and marketing for Standard Communications, realize "not every headend in the country is going to be a master headend. And not every headend in the country is going to support 1 GHz. worth of bandwidth.

"We actually see probably 60 percent of the systems in this country aren't built past 450 MHz. And they are still going to have to continue to support and upgrade and offer new

services out of those facilities."

Vendors like Standard have begun to develop headend equipment that meets those needs - that's self-monitoring, self-detecting and features automated fault detection and alarms, independent of computer software. The company recently completed release of its Stratum Series—an 80-channel broadcast quality distribution system fully housed in a single, six-foot high rack.

Utilizing NAM550 frequency modulators, each modulator is a self-aligning, slide-out module. The self-healing backup system ensures no down time during transmission and requires no external computer or human intervention. If a failure is detected within a rack, the backplane automatically routes all I/O signals from the faulty modulator to the next back-up modulator on the stand-by daisy chain.

### The impact of change

While the Alexandria facility is the first of its kind, it's certainly not the last word in headend and network design. Many operators, eschewing the one-size-fits-all mentality, are striking out on their own, or directing individual systems within their organizations, to develop the facilities they need to take them into the future. Along the way, common themes are addressed, while often, surprising difficulties pop up and are overcome.

Dennis Carter, headend engineer at TCI of Louisiana in Baton Rouge, recently went through the process after he was asked to design a headend that would take his 100,000 subscriber system, one of the first to deploy fiber "years and years ago," into the 21st century. Never one to wait around when there's work to be done, he began sketching out ideas in the sand of a Florida beach during his vacation.


At its most basic, the design project began by determining the space required. Given that the technology is a fast-moving target, that the potential services to be offered are at best vaguely outlined by even the most knowledgeable in the industry and that there are budgetary sinkholes at every turn, this was no easy task.

Originally, Carter thought he would double the space that he figured he would need. He continued to look at the problem and weigh conflicting needs. "You don't want to over-build a headend," says Carter, "because it's going to take so damn much money to keep it cooled and everything. But then you can't undersize it, because if you have to add on to it, you have critical electronics or maybe 10 or 15 fiber patch bays that you can't have all the dust and dirt flying around when you're trying to expand your facility."

In the end, he nearly tripled the space he thought he needed—and he's glad he did. "We came on line with this headend in November with 21 racks of equipment," explains Carter. "And since November we've added seven 23-inch racks of fiber patch bays, two racks of digital equipment, three racks of demod stuff, and I'm adding two more racks of scrambling/interface equipment. And I had to add 180 combined audio/video DAs, plus three

# FILTERS

*Delivered Quick!*



- ◆ The most highly selective bandpass filters.
- ◆ Sharp notch filters for reinsertion with minimal loss to adjacent channels.
- ◆ Pay-TV traps shipped overnight.
- ◆ Large selection of terrestrial interference filters to improve C-band reception.
- ◆ Custom filters designed to your specifications.



Ask for our new Cable Television Catalog Vol. 1 #4.



**MICROWAVE FILTER COMPANY**

6743 KINNE STREET  
EAST SYRACUSE, NY 13057  
800-448-1666 • 315-437-3953  
FAX: 315-463-1467

<http://www.ras.com/mwfilter/mwfilter.htm>  
E-MAIL: [mfc@ras.com](mailto:mfc@ras.com)

Request Fastrap Vol. 1 #2 for  
Pay-TV Traps &  
TVRO Vol.1 #3 for  
Terrestrial Interference filters.

Circle Reader Service No. 26

"Please see us at SCTE Cable-Tec Expo Booth #237"

OUR CATV PASSIVE DEVICES HAVE BEEN HELPING OUR CLIENTS PROVIDE UNINTERRUPTED TRANSMISSIONS TO AN AREA SO LARGE WE CAN ONLY SHOW YOU HALF.

For over 30 years, RMS Electronics, a world-wide manufacturer and distributor of quality off-the-shelf passive electronic devices and components has been serving the CATV industry.

**ONLY RMS PRODUCTS CARRY THE 1GHZ PLUS™ GUARANTEE!**

This means our products are tested to exceed the industry standard of 1Ghz to an unprecedented 1.2Ghz, ensuring reliability today as well as expanded bandwidth capabilities for tomorrow.

Find out more about RMS 1Ghz Plus™ products, and how they can give you the power to make your cable network more trouble free. Call your RMS Distributor today.



**Quality CATV Devices That Are Built To Last**

RMS ELECTRONICS  
800-223-8312  
UNITED STATES

RMS, UK  
441-256-881-525  
UNITED KINGDOM

ERIVISION  
4162-391-1134  
SWITZERLAND

SUPER CABLE S.R.L.  
541-433-2427  
SOUTH AMERICA

TELDNIX COMM.  
800-667-2105  
CANADA

COMM WEST  
604-465-0068  
CANADA

NUCHEM AUSTRALIA PTY  
6142-634-6333  
AUSTRALIA

PAMA CO. LTD.  
426-515-7547  
CZECH REPUBLIC

## ◆ COVER STORY

racks of digital equipment because we're fixing to digitally tie in another one of TCI's systems about 40 miles away. I had no idea I was going to need all this additional equipment."

### No breaks allowed

Carter readily admits that down time, whether it's planned or not, has to be a thing of the past in cable's broadband future. And,

while high-tech electronics bring many advantages and efficiencies, he also notes it's less forgiving if its power source is impaired in any way. Calling himself "a back-up kind of guy," he feels his plan for providing "cleaner" power has been successful.

"What I did with the power is that I took my electrical panel coming in and sub-divided it. I put anything that would put harmonics on

computers or other equipment, like fluorescent lighting, power switching transformers, air conditioners, etc., on one panel. Then I have another panel for my electronics. That panel goes into a UPS which buffers my incoming.

"Then I said, 'OK, that's fine, but we're going to backup both of these panels with two separate generators.' And now, not only do I have the two generators, but I also have a transfer switch between the generators so that if my electronic generator doesn't crank, then my air conditioning generator does and switches over to keep my electronics up. And then it pages me to let me know my generator didn't crank and I need to come in and look at it."

Carter also notes that when dealing with fiber and lasers, grounding becomes a big issue as well. This is doubly true in Louisiana, with its penchant for lightning storms. Carter installed a raised, anti-dissipative floor, which disperses static electricity to extensive ground grids he had installed below.


However, Carter reports the raised floor didn't work with a UPS unit he had installed on it. Once the unit settled and compressed the glue bond that had at first acted as a shock absorber, it began vibrating. Situated close to his optical patch bays, this proved to be a problem. While FM was of no concern, he notes, once "you get into AM, those connectors move just the slightest bit and they'll cause all kinds of reflections and distortions." The UPS unit was relocated.

### Planning for people

The rising complexity of headend equipment, especially with the rising dominance of computer technology in headend operations and systems management, is having an impact on people too. Steve Pearse, Time Warner Communication's former senior vice president of operations and information services, puts it succinctly. "It's not just simple RF equipment anymore. It's very sophisticated. Very soon the cable industry, as a whole, will be managing the world's largest and most sophisticated computer and data network in the world, bar none."

Pearse believes for some, "a real painful shift in technical expertise" will take place. He thinks many cable industry professionals are "totally unprepared" for the computer center expertise they'll need in the not-too-distant future. These "new" disciplines include systems management, router management, congestion control, CPU utilization and DASD (an IBM term that stands for direct access storage device, i.e., memory and hard drive) utilization.

And it doesn't stop there. "The critical factors for the headend of the future," says Pearse, "are going to be things like sizing for



## The SC1000 Precision White Noise Generator

# More than a Calibrator

### The Fastest Way to Calibrate AND :

- Test New Cable Runs
- Determine Head Response
- Check Gain and Response Amplifiers
- Check Loss of Splitters, Taps & Couplers
- Supply Test Signals for System Expansion
- Test Existing Systems to 1GHz
- Check Accuracy of Signal Level Meters

The Most Accurate Wide Band Signal Source You Can Buy:  $\pm 0.25$ dB White Noise from 4.5—1000MHz



1-800-569-6299

**Sadelco**®

Precision Instruments for Broadband Communications

Sadelco, Inc. • 75 W. Forest Ave. • Englewood, NJ • 07631 USA  
Worldwide: 201-569-3323 • fax 201-569-6285

SC02

See us at SCTE Booth #637

Visit us at the SCTE Show  
Booth 637

If a problem occurs at 10:02,  
here's the equipment that can fix it by 10:01.



Let's make things better.




The best service interruption is no interruption, or at least one your customers never see. That's why our broadband network management system locates and corrects problems before they disrupt service. Operating from a remote PC, the Diamond Diagnostics system will manage equipment in any cable design. In the race to provide the best cable service, you could say it's arrived just in time. Call 315-682-9105 or in the U.S. 1-800-448-5171.



**PHILIPS**

© 1996 Philips Broadband Networks, Inc.

Circle Reader Service No. 29



# DETECTORS FROM EPITAXX

The InGaAs  
Photodiode  
Experts

The leading designer, manufacturer and marketer of semiconductor optoelectronic photodetectors and associated devices for the telecommunications, computer and cable television industries. EPITAXX makes standard and custom photodetectors, light-emitting diodes and receiver products which are used in linear cable television, digital telephone transmission, cellular and personal phone systems, and fiber optic test equipment. Let us show you how you can benefit from our InGaAs Detector expertise. Call us today.

**EPITAXX** 7 Graphics Drive  
West Trenton, NJ 08628  
(609) 538-1800  
FAX (609) 538-1684

Circle Reader Service No. 30

## ◆ COVER STORY

peak load, (which) is a concept we're not as familiar with today when we engineer a headend. This is a much more difficult science.

"You've got to be able to size your equipment for peak load now based on random and variable demand loads throughout your distribution plant. If everybody starts banging on one movie at the same time, you're going to need a lot bigger digital switching capacity, routing capacity and disk load.

"The same is true for the Internet. If everybody jumps on the Internet at the same time and you find your performance really plummeting in your fiber nodes, then you may have to look at adding more equipment,



*Video Commander puts monitoring and control at your fingertips.*

more lasers and splitting your laser feeds. Plus, you're going to need to look at beefier routers, beefier servers in your headend. This is stuff that is the lifeblood of today's Internet service providers (ISPs) and it's not easy. It's very difficult."

The complexity is the problem, the issue," continues Pearse. "If you tend to it now, you drive complexity out. If you ignore it and let things grow independently, like silos, you're in big trouble. You're basically in the same trouble RBOCs are in today. Telephone companies today typically have 500 computer support systems running the company. They don't talk to each other. It's a killer."

The accepted standard interfaces in the computer world are starting to show up in equipment and systems designed for broadband communications, as well. Industry vendors are also employing user-friendly interfaces for the technicians in the headend. The increasing deployment of GUI-based (graphic user interface, i.e., point-and-click or touch-screen icons and pull down menus) applications in the headend will go a long way in easing the transition to the computerized headend.

TCI's Carter sites himself as perfect example, saying he's "not a real computer whiz by a long shot." He surrounds himself with those who do have computer "smarts" and he searches out those products that make the high-tech transition and his increasingly complex job easier.

One of the handiest high-tech tools he's found so far is Iris Technologies' Video Commander Visual Routing Software & Module System, a PC-based visual monitor and control system that can be used on site or accessed via modem. Carter claims it's "the heart of the system." The Visual Routing System (See figure above), which is also being used in Jones' Alexandria facility, is so easy to learn, says Carter, that "my wife could be routing in 15 minutes."

A hardwire veteran in good standing, Carter's goal with the assistance of devices like the Iris product, is to wire something one time and






# MOORE FIBER NODE CABINET

*Moore engineers worked closely with experienced fiber installers to design our Fiber Node Cabinet to perform in real world conditions. Today, Telecommunications companies including CATV, Telephone and Data use the Moore enclosure with confidence because of the design effectiveness, quality construction and long term durability.*

- 360° access for equipment installation and fiber optic cable storage
- multi-point locking doors for separate access to cable storage and equipment compartments
- accurately positioned hardware to support equipment and stored fiber coils



- heavy gauge steel construction for rugged field service
- durable polyester coatings in 3 colors over galvanized steel for exceptional durability

## MOORE

Circle Reader Service No. 31

**MOORE DIVERSIFIED PRODUCTS, INC.**

1441 Sunshine Lane • Lexington, KY 40505 • 800-769-1441 • FAX 606-299-6669

## ◆ COVER STORY

never have to rewire it again. His most dramatic enthusiasm for the user-friendly device comes when he details the time it used to take to act out a cable technician's nightmare—the much-dreaded channel change.

"I remember one year we did a channel change for 16 channels," says Carter. "Stereo insertion, scrambling and everything else. Three of us prewired for three weeks. When

we actually did the change, it took all three of us more than 27 hours straight to do it.

"I did a six-channel change this past New Years. It took 30 minutes to program it on the Video Commander. And to implement it, we weren't even there. We told the VC scheduler here's the smart switch, the smart switch is going to show the new channel lineup. I want you to go to this new channel lineup at 3

o'clock in the morning. At five or ten seconds after 3 a.m., our channel change was done."

### A headend wish list

As new products are introduced at the various trade shows and roll off the production lines, the growing list of potential new services operators are eyeing for future deployment continue to spur on cable planners and vendors alike. The physical convergence of video, telephony and data communication services in the headend of the future is particularly intriguing.

Stephen Dukes, vice president of technology at TCI Technology Ventures, thinks it's only a matter of time and money before the three core services converge in one switch. "I think our challenge is to try to figure out how we can integrate switching fabric to minimize our cost and to be able to fit it all in the headend. We're contemplating various forms that can be integrated, including potentially using ATM.

"We think there are switching fabrics that can support more than one application. As an example, we think they can probably support video and data. And if the standards groups can ever figure out how to support the voice piece, likely that could be supported as well.

"That's what we really need right now to get started. But on the other hand it's not available. That switching fabric that supports multiple service types is not necessarily available today at a price point we can support."


Dukes, and others as well, believe economics and strategy will also push operators to interconnect their central headends in the future. The cost of multi-million dollar switches, whether they're able to handle one or more types of service, may preclude their purchase by only the most heavily bankrolled operators. There's a strong economic case to be made for sharing the cost, especially when the expense is used to attract and retain customers and fight mutual competitors.

The cable industry can also expect to undergo the open interface and standards drive the computer industry eventually underwent as a matter of mutual survival. In fact, S-A's Grunewald says the effort has already started. "Our customers are saying, 'Well, we've got ATM switches, we've got servers, we've got analog headend equipment, we've got digital headend equipment and each of you guys have a different management system to these things.' There's a lot of pressure on us to build some type of common platform so that it can then go into master headend or network controller that can monitor even all the way out to the set-tops. And that is something that is still a little ways away, but it is a part of the future that we're going to see." **CED**



### An NCTI Certificate of Graduation

is recognized throughout the industry as a solid indicator that your technical and non-technical employees have what it takes to excel in the rapidly changing CATV/broadband communications industry.



Call, fax or write for your FREE NCTI Training Kit today.


The most comprehensive cable training available anywhere!

CED 6/96



National Cable Television Institute  
801 W. Mineral Ave.  
Littleton, CO 80120-4501  
(303) 797-9393 fax: (303) 797-9394

# SONET Automatic Protection Switching



**T**oday, service providers are preparing for convergence in the telecommunications industry. To survive this turbulence, they must offer the highest quality service at competitive prices. SONET (Synchronous Optical Network) technology enables them to increase network performance and minimize capital and operations expenditures while providing new revenue generating services.

Beyond defining the interconnection standard for optical interfaces between vendors, SONET standards allow service providers to offer "high availability service offerings" on survivable networks, via Automatic Protection Switching (APS), Unidirectional Path Switched Rings (UPSR) or Bidirectional Line Switched Rings (BLSR).

The SONET APS scheme provides a definition by which optical equipment can provide switching between working and protect fibers in a multi-vendor environment. The following chart provides a tutorial of SONET APS and the different network architectures service providers may choose as they integrate the benefits of SONET into their network.

# SONET A

## Introduction

The Sonet Automatic Protection Switching scheme utilizes two bytes of the Sonet overhead payload, K1 and K2, to implement a bit-oriented protocol for time-critical switching operation. All signals (N x STS-1) are switched simultaneously. Protection covers the multiplexer/optics units from the point, at or before, where the Line BIP-8 byte (B2) is inserted (referred to from here on as the "head-end") to the point, at or beyond, where it is terminated (referred to as the "tail-end").

## Definition of terms

### Unidirectional switching

A failure detected by one Line Terminating Equipment (LTE) of an APS system results in the switching of traffic from the corresponding working channel to the protection channel of that same LTE.

### Bidirectional switching

A failure detected by one LTE of an APS system results in the switching of traffic from the corresponding working channel to the protection channel of both LTEs.

### Non-revertive switching

A switch to the protection channel is maintained even after the working channel has recovered from the failure that caused the switch.

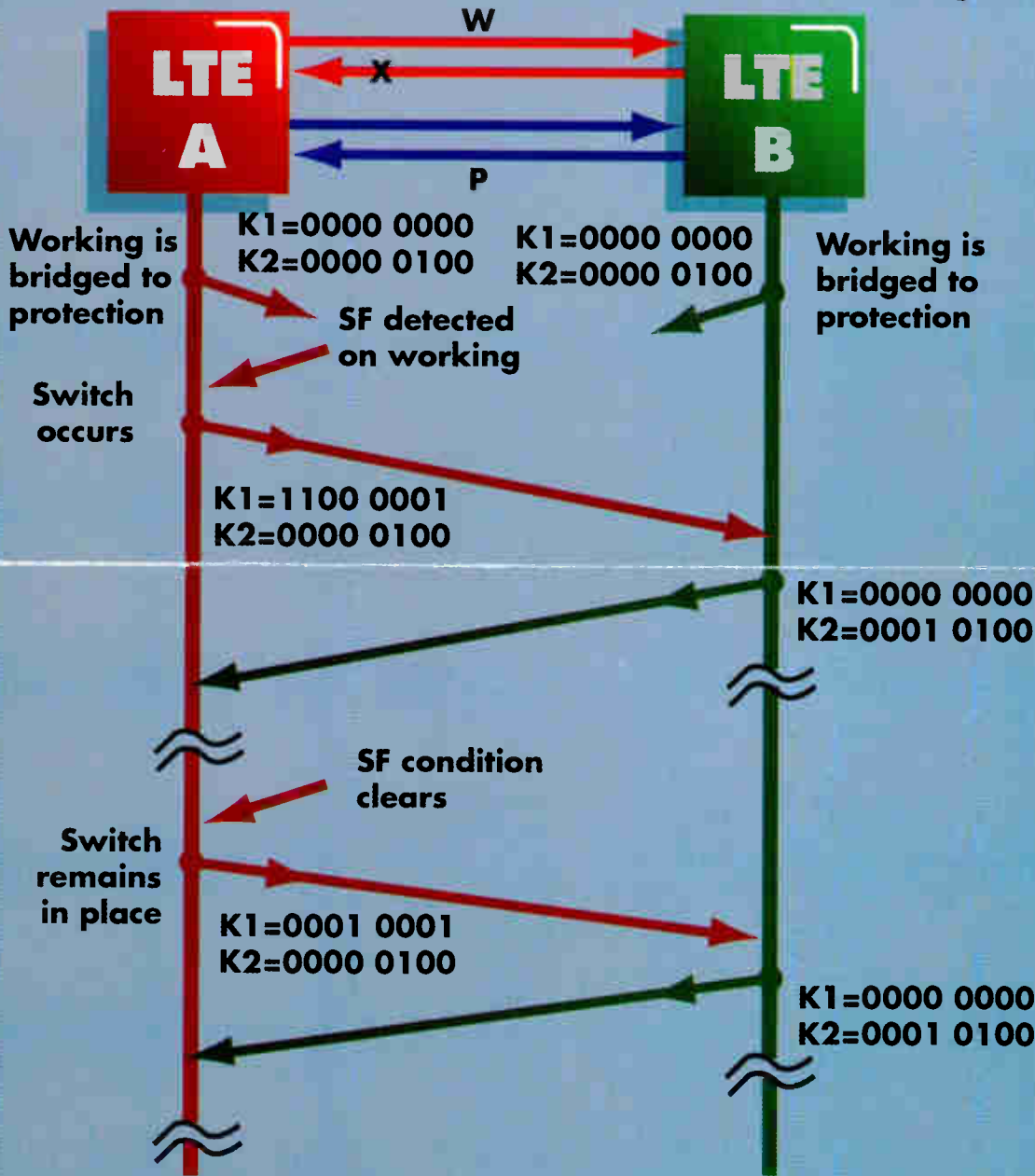
### Revertive switching

Traffic is switched back to the working channel when the working channel has recovered from the failure that caused the switch.

## Definition of Architectures

SONET APS supports two network architectures. 1+1 (pronounced "one plus one") and 1:n ("one for n"). The choice of network architecture is dependent upon the network provider's needs.

## 1+1 Unidirectional Non-Revertive Example



### 1+1 architecture

A 1+1 protection switch architecture is defined as an architecture where the head-end signal is permanently bridged to working and protection equipment such that the same payload is transmitted identically to both the tail-end working and protection equipment.

The 1+1 architecture supports both unidirectional and bidirectional switching. The default operation shall be unidirectional switching. Additionally, the 1+1 architecture supports both revertive and non-revertive switching. The default operation shall be non-revertive switching.

### 1:n architecture

A 1:n protection switch architecture is defined as an architecture where any of n working channels can be bridged to a single protection channel. Permissible values of n are from 1 to 14. A 1:1 architecture is defined as a 1:n architecture where n=1.

When the protection channel is not in use, it shall be provided with a signal containing valid transport overhead for carriage of the APS bytes and Line BIP-8. This may be achieved by bridging a working channel to the protection channel or by transmitting a low-priority signal onto the protection channel. When a low-priority signal is used, this is referred to as extra traffic. Extra traffic is indicated through the use of channel number 15 on the transmitted K1 byte.

The 1:n architecture supports both unidirectional and bidirectional switching. The default operation shall be bidirectional switching. The 1:n architecture only supports revertive switching.

### Interoperability between 1+1 and 1:1 architectures

LTEs utilizing a 1:1 architecture can be interconnected to LTEs utilizing the 1+1 architecture. If the LTEs determine that a mismatch exists (through the transmitted and received K2 byte, bit 5), the 1:1 LTE shall operate as a 1+1 LTE. However, it shall continue to transmit the 1:1 indication on byte K2.

## Definition of switch requests

### Lockout of protection

This prevents any of the working channels from accessing the protection channel. If any working channel traffic is already on protection, this command shall cause traffic to switch back to the working channel.

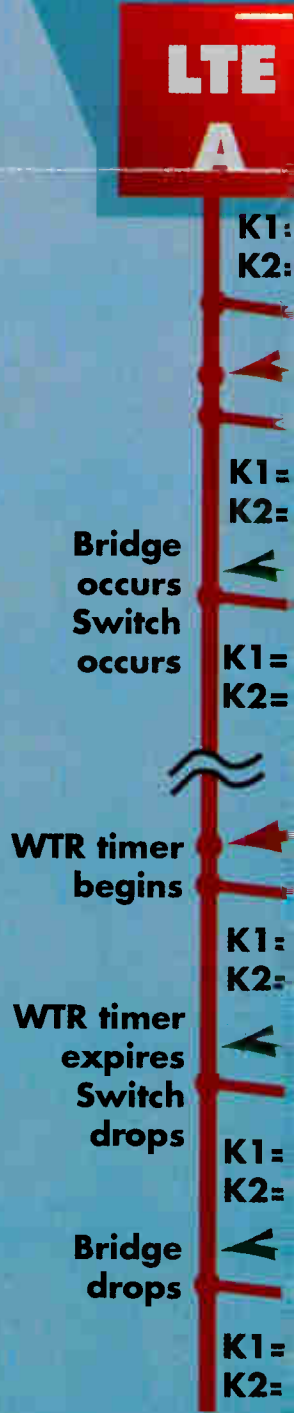
### Forced switch of working to protection

This function transfers the working channel to the protection channel regardless of the state of the protection channel, unless the protection channel is satisfying an equal or higher priority request.

**Forced switch of working to protection**  
This function transfers the working channel to the protection channel regardless of the state of the protection channel, unless the protection channel is satisfying an equal or higher priority request.

**Signal Fail (SF)**  
A hard failure caused by some other protection. The specific BER used is  $10^{-3}$  and  $10^{-5}$ . A default system to be equivalent to low priority SF can be used.

## 1:n Bidirectional



**Signal Degrade**  
A soft failure caused by the threshold is an equal or higher priority request.

**Manual switch**  
This transfers the working channel to the protection channel operating fault-free at the tail-end.

**Manual switch**  
This transfers the protection channel to the working channel operating fault-free at the tail-end.

**Exerciser**  
Exercises the protection channel, but not including, the working channel.

**No Request**  
Indicates that there is no request for a switch.

# switching



**Table 2: Byte K1 (bits 5-8) channel requesting switch action**

Channel number	Function
0	Protection channel requesting switch action, or no pending switch requests.
1-14 (0001-1110)	Number of the working channel requesting switch action.
15 (1111)	Extra traffic channel requesting switch action. (Not valid for 1+1)

**Table 3: Byte K2 functions**

Bits	Function
1-4	Indicates the channel number that is received on bits 5-8 on byte K1.
5	1 = Provisioned for 1:n mode 0 = Provisioned for 1+1 mode
6-8	111 = Line AIS 110 = Line FERF 101 = Provisioned for bidirectional switching 100 = Provisioned for unidirectional switching
	011 [Reserved for future use for other protection switching operations, e.g., nested switching] 010 001 000

## Switch clearing procedures

When a failure clears on the channel which is being protected, the LTE checks for any other pending switch requests. If any other switch requests are present, the K1 byte is loaded with the highest priority pending condition and the number of the channel requesting use of the protection channel.

If no other switch requests are present and the system is revertive, the K1 byte is loaded with the Wait-to-Restore (WTR) condition code. This is utilized to prevent potential chattering of the protection switch as a result of an intermittent failure. The Wait to Restore interval is a configurable period of time (typically between 0 and 12 minutes). If the Wait to Restore interval expires, and the working channel remains fault-free, then the K1 byte is loaded with the No Request condition code and the protection channel (0000).

If no other switch requests are present, and the system is non-revertive, the K1 byte is loaded with the Do Not Revert (DNR) condition code. This will cause the switch to remain in place until a higher priority event causes it to revert.



**tellabs®**

Tellabs Operations, Inc.  
4951 Indiana Avenue  
Lisle, IL 60532

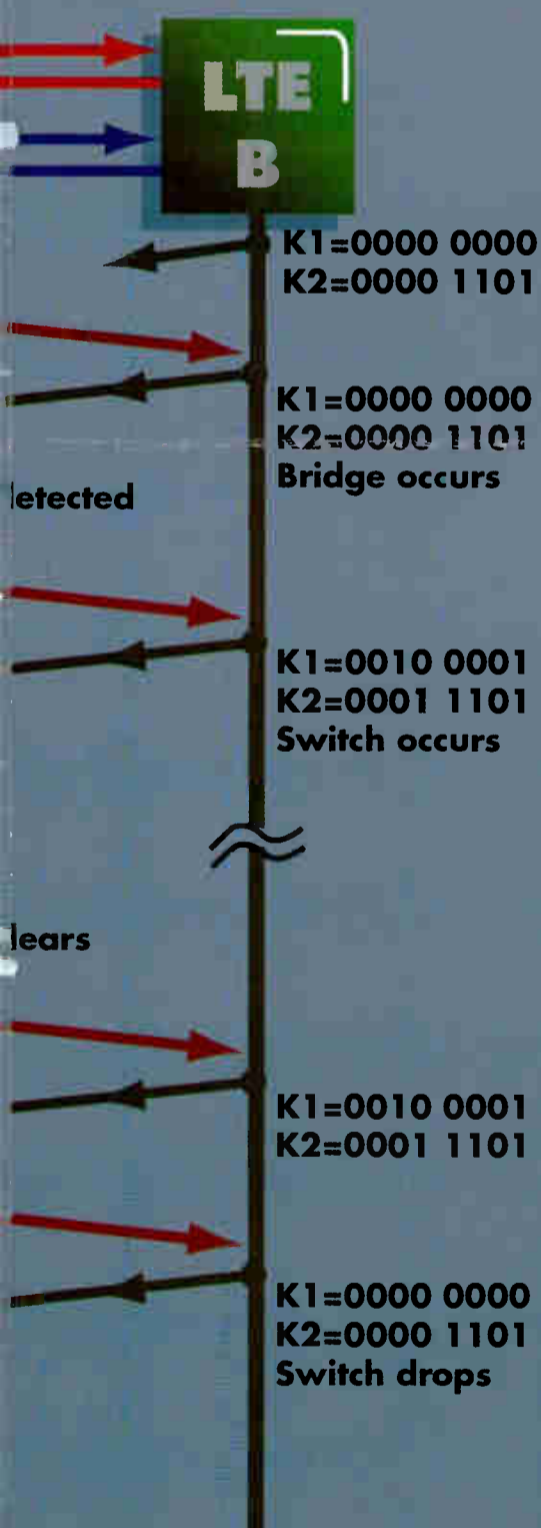
Call 800/445-6501

Tellabs, and tellabs® are registered U.S. trademarks of Tellabs Operations, Inc. ©1996 Tellabs Operations, Inc. All rights reserved.



# Protection S

## Interoperating With Example



**Table 1: Byte K1 (bits 1-4) switch preemption priority**

Bits 1-4	Condition
1111	Lockout of protection
1110	Forced switch
1101	Signal fail - high priority (not used in 1+1)
1100	Signal fail - low priority
1011	Signal degrade - high priority (not used in 1+1)
1010	Signal degrade - low priority
1001	(not used)
1000	Manual switch
0111	(not used)
0110	Wait-to-restore (revertive only)
0101	(not used)
0100	Exerciser
0011	(not used)
0010	Reverse request (bidirectional only)
0001	Do not revert (nonrevertive only)
0000	No request

### NOTES

- The Lockout of Protection switch priority shall only with the protection channel requesting switch action (byte K1=0000).
- The Exerciser function may not exist for certain protection switching systems.

receiving an indication of the other LTE's directional provisioning status, then to operate as though the other LTE has maintained its previous directional pro

## Handling of switch requests

When a failure is detected or a switch command is received at the tail-end compares the priority of this new condition with the priority of the channel (if protection. If the new request is higher priority, then the K1 byte is loaded with corresponding to that condition and the number of the channel requesting use channel.

For bidirectional systems, requests can also be received from the head-end the head-end request is of higher priority, then the K1 byte is loaded with the and the number of the channel requesting use of the protection channel.

The priority of a request is determined by its bit code, as shown in Table 1. request is a Lockout, and the lowest priority request is No Request. The following this priority scheme: For all configurations except 1+1 unidirectional systems, working to protection request will be overridden by a failure of the protection failure or K1 or K2 byte failure).

In the case where there are multiple switch requests, the following rules shall failure or command having the far-end acknowledgment received by the near priority; 2. If requests of equal priority occur before an acknowledgment has been received from the far-end (i.e., simultaneously), then the lowest channel number takes priority. If identical simultaneous (i.e., prior to receiving confirmation of a switch request at both ends, then both ends shall transmit the identical K1 bytes and perform function.

## Control of the bridge

For 1+1 architectures, the working channel is always bridged to the protection channel.

For 1:n architectures, the channel whose number is indicated in the received channel shall be bridged to the protection channel unless the request is invalid.

## Control of the switch

This section describes how the LTE determines from which channel to select the protection channel.

For all architectures except 1+1 unidirectional, if there is a match of bits 5 to 8 of the K1 byte and bits 1 to 4 of the received K2 byte, the indicated channel shall be selected as the protection channel, unless one of the following is true (in which case the switch shall be released to the protection channel): 1. If the match is for the protection channel (i.e., 0000); 2. If the match is for a channel other than the protection channel and the transmitted K1 byte indicates an Exerciser request (i.e., 1000), or the match is bidirectional and the transmitted K1 byte or the received K1 byte indicate a request for a switch to the protection channel.

For the 1+1 unidirectional architecture, the working channel shall be selected as the protection channel if channel number 1 (0001) is indicated on bits 5 to 8 of the transmitted K1 byte.

2. The end is accomplished via the APS channel, which carries K1 and K2. The APS controllers at the LTEs use the APS channel for acknowledgments for protection switch actions. Valid K1 and K2 bytes can be received on the APS channel. If they cannot be the basis for initiating switch actions on the protection channel, they must be received on the APS channel.

channel for a switch action. Bits 1 through 4 are used to indicate which channel is making the request.

actions performed at the LTE, as well as the direction of switching. Bits 1 through 4 are set to the value of the K1 byte, which indicates the provisioned switch architecture. Bits 5 through 8 are set to the value of the K2 byte, which indicates the direction of switching (unidirectional or bidirectional). For non-APS architectures, the K1 and K2 bytes are set to the value of the K1 and K2 bytes of the DI-L. (See Table 3).

status (i.e., unidirectional or bidirectional) through the APS channel. If the LTEs indicate the same directional provisioning (i.e., unidirectional or bidirectional), the same direction of switching shall be provided. When there is a mismatch, the direction of switching shall be unidirectional switching and the other indicates the default for that architecture. If an LTE stops transmitting, the direction of switching shall be unidirectional switching and the other indicates the default for that architecture. If an LTE stops transmitting, the direction of switching shall be unidirectional switching and the other indicates the default for that architecture.





# Automatic Protection

## Protection to working

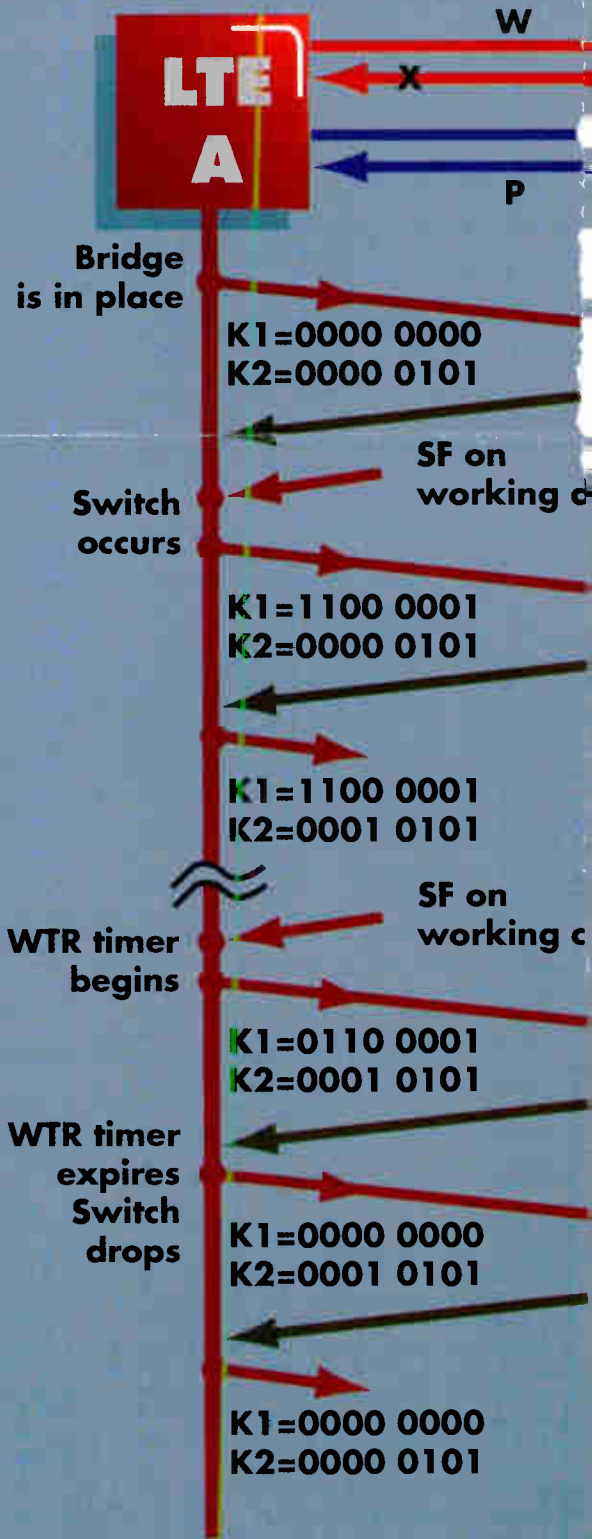
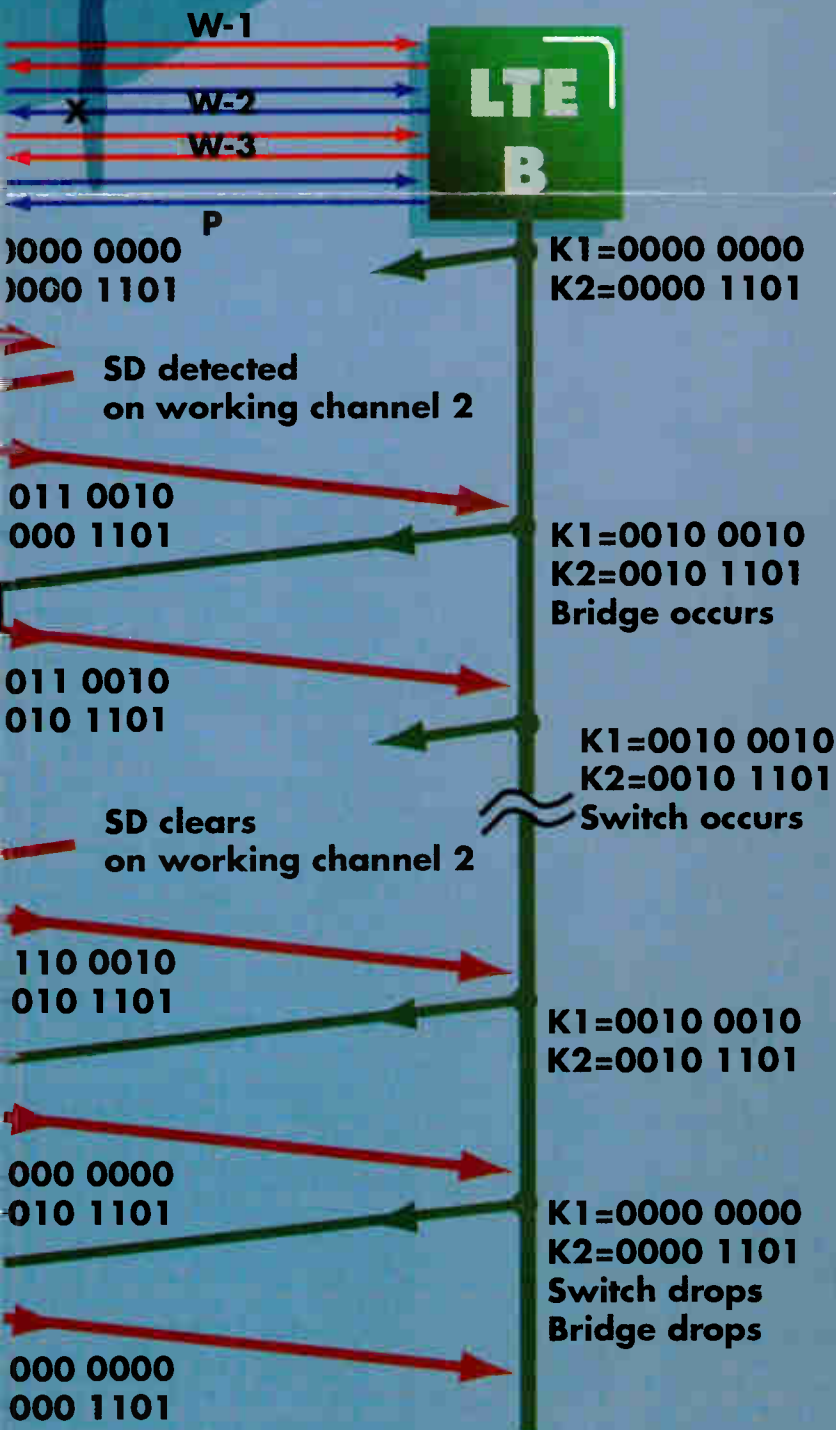
the protection channel back to the working channel regardless of the state unless the protection channel is satisfying an equal or higher priority

by loss of signal, loss of OC-N frame within an optical signal, Line AIS or other hard failure (e.g. stuck bit) or a BER that exceeds a pre-specified value. The threshold is an equipment issue, but is typically in the range of 10<sup>-5</sup> to 10<sup>-9</sup>. For 1:n architectures, a high and low priority SD can be defined.



## 1+1 Bidirectional Revertive 1:1 Bidirectional Revertive

### 1:1 Bidirectional Revertive Example (n=3)



## Usage of bytes K1 and K2

Communication between the head-end and tail-end consists of two bytes of the SONET Line Overhead in the APS channel to exchange requests and acknowledgments.

The APS channel is valid only on the protection channel transmitted on the working channel(s) as well, but not on the protection channel. Before accepting the APS bytes as valid and acting on them, the system must receive them identically in three successive frames.

The K1 byte is used to indicate a request by a channel to switch to the protection channel. Bit 5 is used to indicate a request, while bits 5 through 8 are used to indicate the requested switching mode.

The K2 byte is used to indicate the bridging action requested by the protection channel. Bit 5 indicates the requested switching mode. Bit 6 indicates the requested switching mode. Bits 6 through 8 can also indicate AIS-L or R.

## Unidirectional vs. Bidirectional Systems

Both LTEs indicate their directional provisioning using bits 6-8 of the transmitted K2 byte. When both LTEs indicate unidirectional provisioning (i.e., both unidirectional or both bidirectional), that type of provisioning is used. When there is a mismatch between the two LTEs (i.e., one indicates unidirectional and the other indicates bidirectional switching), then the system shall use bidirectional switching.

SD) by a BER exceeding a pre-selected threshold. The specific BER used to define the threshold is an equipment issue, but is typically in the range of 10<sup>-5</sup> to 10<sup>-9</sup>. For 1:n architectures, a high and low priority SD can be defined.

**working to protection**  
Switching channel to the protection channel only if the protection channel is not satisfying an equal or higher priority request.

**protection to working**  
Switching channel to the working channel only if the working channel is not satisfying an equal or higher priority request.

Request for a protection switch of the specified channel. This represents all steps up to an actual switch of traffic to the protection channel.

There are no pending switch requests for the protection channel.



# Whither the small cable system operator?

## Will they be squeezed out of existence?

By Roger Brown

The passage of the Telecom Reform Act has dramatically changed the structure of the communications industry. Suddenly, everybody can get into everyone else's business. The bill's advocates hope the new lack of regulation will allow unfettered competition, which should be good for consumers by driving down prices. Opponents claim little will change under the new law, with the exception that more power will be consolidated into fewer hands.

Regardless, the landscape has already begun to change. If the proposed mergers take place, today's seven Regional Bell Holding Companies (RBOCs) will shrink to five. And at least one top-10 MSO will soon disappear under the US West umbrella.

But how might this affect operators of small cable systems? Will it drive them out of business, or give them an opportunity to shine by being different than the impersonal communications giants?

To find out, we asked three different network providers who operate in smaller areas what they think about the future, competition and their competitive edge. The cast includes: Pete Smith, vice president of engineering at Rifkin & Assoc., a Denver-based MSO that has 340,000 subscribers spread over 80 head-ends; Bill Bauer, an active member of CableLabs and owner of Windbreak Cable in Gering, Neb., who has 230 subscribers in two rural towns; and Ken Wright, chief technical officer for InterMedia Partners, a six-year-old company with 700,000 subscribers that is beginning to cluster, and grow.

What follows is an edited transcript of their comments.

**CED:** Describe how you and your company feel about the future as a small operator going toe-to-toe with big telecommunications giants. Is that prospect daunting, or are you looking forward to the challenge?

**Smith:** I have doubts as to whether in the


short term that we'll be going toe-to-toe with the telecommunications giants. We operate generally in smaller markets, and I just don't see (the RBOCs) coming into the smaller markets wanting to make a big splash. They're competing in the big markets like Atlanta, Washington, D.C. and Omaha.

That buys us more time to understand the technologies involved and to watch other people develop their businesses, and to use their good ideas. But do I feel comfortable

going up against them? You never like to have competition where you didn't before but I think by the time it happens, we'll be well-prepared to do it.

**Bauer:** The Telecommunications Act not had a big effect on me because we've already headed down the paths we're on. How do we compete toe-to-toe? That's not an easy one: we know our small systems better than the large companies do. With the passage of the Telecom Bill, the bigger companies are going to try to get out of having to provide service to small communities. That puts us in a prime position to take over those responsibilities.

**Wright:** I think we look forward to the challenge, and I say that for two reasons. First, as we look at all this emerging competition, we need to remember it also means there's a lot of emerging opportunity. We've been in this narrow niche of video entertainment for so long, but there are a lot of new opportunities for us to diversify our revenue streams. As you diversify your business, you make your-



# Introducing the all-new 1996 Broadband Communications Buyers' Guide Electronic Version


*The Best Just Got Better*

The CED Broadband Communications Buyers' Guide, the industry's original "go-to" resource, just got even better!

Introducing the 1996 CED Broadband Communications Buyers' Guide on CD-ROM, providing today's readers with all of the information they need, in the flash of a keystroke.

Also available in Microsoft Windows™ 3.1 version on 3.5-inch disk. Either format is available immediately for \$9.95 each.

For more information call Michelle at (303) 393-7449.



From the People Who Invented Leakage Detection . . .  
**ComSonics Introduces**



See it at  
Cable-Tec Expo  
Booth 1424



*The* **Most Complete Leakage  
Control Package Available  
Anywhere!**

- Detects leaks more than 500 feet away!
- Self contained:
  - Near-Field Probe, Far-Field Probe, Dipole Antenna
- Detects both:
  - Standard Sniffer Transmitter and TV Carrier Signal
- Sniffer I.D. Signal Discrimination
- Frequency Agile (2 Ranges)
- Tunable in 1kHz increments
- Full function LCD
- External Antenna connection
- GeoSNIFFER compatible
- Nickel-cadmium battery (user replaceable)
- Custom-made Holster available
- Docking Station accessory



*An Employee Owned Corporation*  
**COMSONICS, INC.**

**We set the standards.**

1350 Port Republic Road / P.O. Box 1106  
Harrisonburg, VA 22801 USA  
Phone: (540) 434-5965 In USA: (800) 336-9681  
FAX: (540) 432-9794

*In Canada:* INCOSPEC ELECTRONICS  
Phone: (514) 686-0033 FAX: (514) 688-7709

self less vulnerable to competition. It's daunting to have big people coming after your business but we're seeing the door open to diversification.

Secondly, there's been a lot of talk about how smaller operations are quicker to respond and quicker to act than big companies, but from my vantage point, it's true. There's a reason why everyone says that. In our company, we literally have a handful of people who are strategists and decision-makers. We can pull those people together all in one place at one time, brainstorm, make a decision and begin to implement it all within a few days' time. I see it happen every day in a company our size.

We're also a little different than other operators our size in that we have little geographic spread. We are clustering aggressively through buying and trading systems to where we're concentrated within a four contiguous-state area in the Southeast. In mid-Tennessee, we will soon have 300,000 subs clustered contiguously.

**Smith:** Am I confident that I'm 100 percent ready to compete with a huge RBOC on telephony services? No, and I suspect anybody for Time Warner, TCI or anybody else would have to admit they're not comfortable doing that yet. That's why people are taking their time and trying to understand the technology, the marketing needs, customer service needs, personnel needs—all the issues that go with a new business. This is not like adding HBO to your system. It's not an ancillary product that's the same or similar to your other products.

By the time those guys come in and want to compete with me, who knows, maybe I'll already be doing a lot of the things they want to offer. Maybe I'll already be in the data networking or telephony business. I may be ready before they come to town and may already have customers that they'll have to try to take away from me.

**CED:** What will it take to compete with such mega companies? What special advantages do you have?

**Bauer:** Our big advantage is that we can do things locally. We're much more tuned into what the local people want and how they want it. I think I have the advantage over any competition. In fact, I'm out looking for more systems to buy. I work with the phone companies on a regular basis, so I know what their limitations are. They have a mindset that is 50 years old and that's based on creating more expenses so they can go to a higher rate base. They know one thing—they do it well, but they only know one thing. That does not exist in the cable industry—we're used to working long

hours and doing everything on nothing.

**Smith:** You have to have reasonable amounts of money, that's for certain. You'll have to hire or train personnel for the business you're planning on being in. If we're talking about telephony, for instance, we would view it as a separate product line. We're going to have to work on billing systems because none of the ones we have are capable of transaction-based billing. We'll have to work on lots of

**“I think I have the advantage over any competition. I'm looking for more systems to buy.”**

hardware issues related to reliability and powering. We don't anticipate being the ones to solve them. We'll watch other people solve them and pick the elegant solution that best fits our needs. If I'm competing against a big multimedia company, they have some attributes, but so do we, and they tend to offset. They've got lots of money and research behind them, but they don't have the ability to move as quickly as we do; they don't have the flexibility that we do. Bigger organizations tend to have more rigid rules, while in smaller companies, the people are often more empowered and able to meet the customer's needs. The lack of willingness to bend the rules will drive more people to smaller companies.

**Wright:** Because cable's pockets aren't deep, we've learned to be more strategic with our resources, whether it's capital, time, staffing or whatever. We tend to be more efficient because we've operated with lean resources vs. someone who has operated with a guaranteed rate of return. It's hard (for competitors) to segue to an efficient, competitive mindset. I personally have seen examples of that kind of thinking from some of the new entrants. I see a lot of dabbling, trialing and experimenting that seems incredibly wasteful of both time and capital.

**Smith:** I don't think you'll see a lot of competition on price. The business community has learned that's not the way to compete. The cellular industry is a classic example of that. Prices are virtually identical in most markets.

I also don't think in a competitive environment that one person gets killed along the way.

It's a battle, but does anyone actually win? One comes up with a great idea and gets more subscribers, and then the next guy steals the idea and gets some subscribers back. So there's an ebb and flow.

**CED:** Can the industry afford to build the kind of network it will take to compete?

**Wright:** The short answer is yes. To realize that, you just have to look at all the upgrades that are going on. We are spending the money and rolling out the technology. Because we've had to watch our pennies over the years, we're less likely to overspend on technology. In a competitive environment, you have to be efficient so the rate the market will bear gives you a return on investment, and that's been cable's experience throughout its history. That's an entirely different mindset (for the telcos). I think we have the money, but more importantly, we have the savvy to spend that money so that we get a return on our investment.

**Smith:** A lot of things will take capital, but hopefully, I'll only have to spend a reasonable amount to get in the business and then just add more as I gain subscribers. So that even in smaller markets I'll be OK. Or maybe if it does take a large capital investment to get in, I can share resources with other operators. There's nothing to say that even a big multimedia company that is operating in a large market adjacent to us wouldn't be willing to sell us switch space, for example. That happens in the telephone business right now. There are a lot of little guys out there who don't have a switch, and they rent space from folks with excess capacity.

You can also do things without deploying all that capital upfront. So, being smart about how you do it, when you do it, where you do it and what you're doing, is probably the most important thing.

**Bauer:** You can't do it (in the) standard ways. The infrastructure costs are just too high, so you have to find unique, innovative ways. One thing we've been looking at is providing alternate access to route a long distance call from a customer to a carrier. That is an easy business for us to get into because we don't have to change phone numbers or get into billing.

We have the parts and pieces to most of it up and running, but we're not quite there yet. The minimum headend cost for a telephone-over-cable system is \$150,000. You can't do that in a small system. I've asked (the equipment manufacturers) if they can make it scalable, and they say no. So it's just not cost-effective at all. Everything we do has to be done differently, but unfortunately, major

# Envision a



# New World

In this bold new world of telecommunications, Texscan is providing network equipment and broadband OPTO/RF transmission designs that are in essence future-proof. Texscan technology gives you reliable, cost-effective solutions to the challenges you'll face not only today, but tomorrow as well. Call us for the answers the future demands.

**Texscan**<sup>®</sup>  
A **TSX** COMPANY

See us at SuperComm Booth #6038, SCTE Booth #2236

Circle Reader Service No. 34

#### **Texscan**

P.O. Box 981006  
El Paso, Texas 79998  
Tel. 915-533-4600  
Tel. 800-351-2345  
Fax 915-543-4898

#### **Texscan Ltd.**

Watermeadow House  
Watermeadow  
Germain Street  
Chesham, Bucks HP5 1LF  
United Kingdom  
Tel. 44-1-494-776060  
Fax 44-1-494-773397

#### **Texscan Pan Asia**

35th Floor, Central Plaza  
18 Harbour Road  
Hong Kong  
Tel. 852-2593-1158  
Fax 852-2593-1134

#### **Texscan do Brasil**

Av. Angélica, n° 1.757-cj. 132  
Higieópolis-São Paulo/SP Brasil  
CEP n° 01.227-100  
Tel. 55-11-259-1206  
Fax 55-11-256-6198

#### **Texscan S.A.**

Av. Juan de Garay 840, 3° piso  
Buenos Aires 1153  
Argentina  
Tel. 541-307-0280  
Fax 541-300-0083

<http://www.texscan.com>

## ◆ SMALL OPERATORS

equipment manufacturers don't look at small systems as an opportunity.

**CED:** What are the keys to success in an open marketplace?

**Wright:** Number one has to be a focus on the customer. Consumers are expecting more and more. The focus on the customer is paramount. That means we have to be responsive to customer needs, and we have to anticipate those needs. It also speaks to the quality and reliability of the product. There's been a lot of focus on the quality and reliability of our signals and customer perception, and there's been a lot of effort put forth on that.

There's been a lot of cable bashing and bad press about our customer service over the years, and I think it's important to say that cable has been listening and improving. Try calling other utilities or a government agency and put a stopwatch to the wait time. Then call your cable company. We're aware of what it will take to succeed in a competitive environment, and we're not just sitting back wringing our hands. We're getting there.

There also needs to be a focus on the

employees because they are the ones who make it happen. That means we have to give the proper level of training and motivation.

**CED:** So what's your vision of the future? Do large media conglomerates control the marketplace and everyone else is a small company—much like the telephone industry is now?

**Smith:** I expect there will be consolidation. Big companies will cluster and control the large markets, but I still think there's a place . . . for smaller operators that have marketing savvy and availability of capital.

**Wright:** It only makes sense that the cable industry will go much like the telephone industry did—from a lot of independent, stand-alone operations to a small number of large companies. There will always be small operations in the outlying areas, but the whole move toward consolidation will continue. The whole world is headed that way. Cable will be no exception.

**Bauer:** I think in the near term there will be several large companies and lots of small ones. I think we're beginning to see the pendulum move in a different direction. These companies

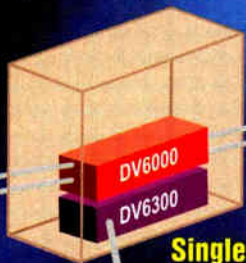
are getting bigger and bigger. Soon, they fall just from the weight of the overhead. I hate to use TCI as an example, but it hasn't been able to deliver on much of anything it has announced. It has a corporate structure that is making decisions without any knowledge of what's going on out in the field.

**“Call other utilities and put a stopwatch to the wait time. Then call your cable company.”**

There are people today who want to launch Internet access, but because they (TCI) made a big commitment to launch @Home and buy all these modems, they've tied the hands of the people in the field. You'll see the same thing happen with many of the telcos when they go

### High Speed Digital Transport

DV6000™: the world's most widely installed universal uncompressed digital transport system



### Single Channel Digital Transport

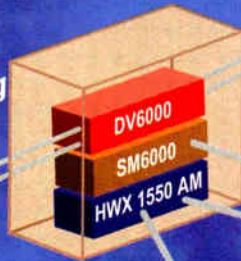
DV6300™: insert single channels of video, voice and data into your network without reconversion to baseband



### 1310nm AM Transport

HWX™: Scalable, modular design helps tie revenues with network costs by allowing you to grow your network based on customer demand

Hub/Serving Office



### 1550nm AM Transport

HWX™: Longer distances, higher linearity than competitive high power 1550 nm AM transport systems

Sub-Hub



Sub-Hub



To AM Distribution

To Distribution



the ISDN and ADSL path. They'll spend tremendous amounts of money to do it in one place, but can't duplicate it elsewhere.

**CED:** What's the big technological challenge that must be overcome in order to compete?

**Smith:** Doing it right.

**Wright:** I think it's the same thing as our strength—the network, our legacy. It has incredible bandwidth, but there is the issue of the return path. A lot of talented minds are focusing on fixing that, and we're doing a lot of the right things but we still have a ways to go. We know what needs to be done, that's the good news, and we're doing it. We are upgrading almost every network we have, and all of them are being done as active two-way plant.

**CED:** What are you doing to explore new services like telephony and high-speed data? Are you being aggressive in those areas, or are you on the sidelines watching for now?

**Bauer:** We will launch Internet access in a 100-sub system next week (middle of May). We've been working with Hughes on a deliv-

ery system that goes over satellite. So we have a satellite downlink that is a shared 12 Mbps and an upstream VSAT link. That is what we're launching. We come to the headend and go to a full blown proxy server with private IP addressing. And from the headend on, it looks like any cable system, but it's much simpler.

We're looking at total headend costs, with software and modem launch equipment, of \$15,000 to \$17,000. And the modems are \$375 (Bauer will use Zenith's 4 Mbps HomeWorks modems).

In fact, we're spinning off another company that will offer this to other small operators as a turnkey system instead of them having to come up to speed on servers, IP addressing, etc. We'll do all that and provide all the support. The learning curve is so steep right now. I've been at it for four years, and I still don't know what I'm doing.

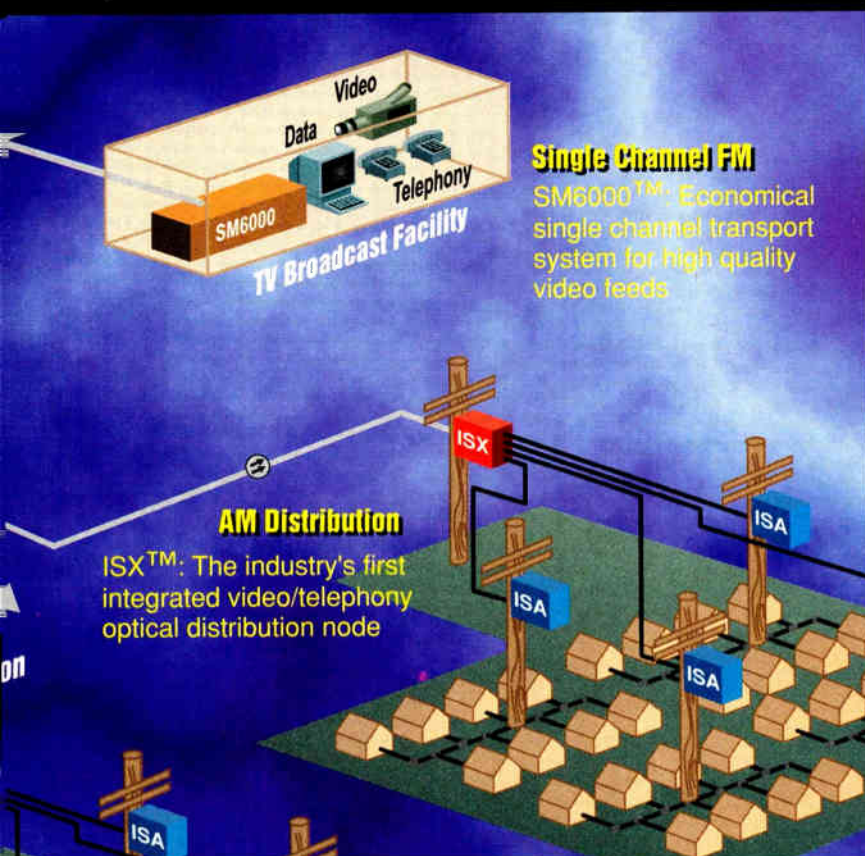
I've been working closely with (other small system operators, like) Buford Cablevision, who has 150,000 subscribers spread out over 232 headends; TeleMedia, which has 400,000 subs in small systems; and Summit Cable in Washington state.

Big systems won't drive the boat, although they'd like to. They won't get to deploying real services quick enough. Look at how long the Orlando project and ECNet in Phoenix have been operational. ECNet has just 50 customers. What's the holdup?

**Smith:** We're not standing on the sidelines. We've hired a "new business" person with the charge to help us get in those businesses. Data is well above the telephony business as a priority right now, but there are a lot of areas within the telephone business that can be lucrative and are available for competition without taking on full residential telephony. We're looking into that.

There's also the video networking and basic telecom carriage business. Some of that business might now be in the telco's basket that I could take on and maybe provide an upgrade to their service. There's a wide variety of things that can be done without taking on the whole shooting match.

The data networking business does not have to be data just to the PC. It could also be providing data services for governments, businesses and school districts. In fact, taking on



**Single Channel FM**  
**SM6000™:** Economical single channel transport system for high quality video feeds.

### AM Distribution

**ISX™:** The industry's first integrated video/telephony optical distribution node

## Prepare for the Future... Today

Preparing for increased competition brought on by the Telecommunications Act of 1996 means one thing: you need to become a more efficient service provider.

At ADC, we can help you with that. \*Our complete line of transmission products can give you the competitive edge no matter what combination of fiber network solutions you need. ADC is your single source for:

- High Speed Digital Transport with Single Channel Tributaries
- High Power 1550 nm 750 MHz transport
- Scalable, 1310 nm 750/860 MHz transport
- Integrated Operations Systems Support
- Enhanced Telephony, Data transport and more

These are a sample of ADC products that comprise a complete, scalable, modular approach to network design. An approach that protects your equipment and capital investment for the future, and gives you unparalleled on-time delivery. (We meet over 95% of customer request dates.)

Call us toll-free at the number below to find out how ADC can help you prepare for the future today.

Circle Reader Service No. 36

**ADC Video Systems**

A Subsidiary of ADC Telecommunications, Inc.

More Than Any Other Single Supplier...

## ◆ SMALL OPERATORS

those pieces and doing shared tenant services is a nice, graceful way of getting in the business, learning about it and solving a lot of the problems before you decide to launch bigger services.

**Wright:** We are not waiting in the wings or holding back. We are installing cable modems for a trial and are talking to a lot of other operators about doing several things.

We are also partnered in a competitive access operation in one of our markets and are looking at that in other markets.

**CED:** So, when do you start to compete?

**Bauer:** If we can get off our backsides and realize we have the advantage here, we can own the data world lock, stock and barrel. What you're about to see is a groundswell of

small operators who are going to move into data. You'll see more data customers brought on by small systems than you ever will by the big MSOs, because they have a complex problem: how do you service 100,000 customers? That's a big headache. Forget about the cable plant, the network is the problem. Whereas a small system with one or two DOS computers running Windows NT can get up and running in a week. It's very simple and it works quite well.

**Wright:** Bill is absolutely right that there is good opportunity in small systems. It is easier to engineer a small system, but it's also true that for people in rural areas who want access to the Internet or to dial into America Online, it's quite often a long distance call. You (small operators)

could be the only one on a local basis to offer access to stuff people are only reading about.

**“We plan to be here for awhile and don't believe you need 5 million subscribers to survive”**

From a traffic engineering perspective, in a large system we address that with node sizes, so it's not like we are without hope.

We just have

to adjust our fiber networks to make them like a lot of small systems.

**Smith:** To be a little glib, we'll compete when the time is right, when we feel comfortable and understand the rules of the competition. One of the dangers here is picking on someone and causing more damage than good. Hitler picked on some people and eventually he picked on the wrong folks and got kicked. I think you need to be careful about who you want as your enemies. The fact that you're a smaller cable operator doesn't mean you're not a successful operator or that you're not doing well financially, or that there isn't good long-term promise for you. It just means you're a smaller operator. Don't necessarily believe everything you read: you don't have to be in all these other businesses to survive. I think you pick your targets and do it right when you decide to do something.

We plan to be here for awhile and don't believe you need 5 million subs to survive. We think you can survive at our size, or even substantially smaller than our size, if you do your job right. **CED**

# THE ONLY WINNING TEAM THAT NEVER SCORES!

## SCT Series Stripping/Coring Tool

- Creates beveled-edge to prevent "O" ring damage.
- Removes outer conductor and dielectric in one easy step.
- Can be used with Ratchet T-handle or drill.



## JCS Series Jacket Stripping Tool

- Fast, safe jacket removal.
- Plastic guide prevents scoring.
- Knurled body provides positive grip.

## The next generation in cable preparation tools.

Our JCS Series Jacket Stripping tool quickly and accurately removes the outer jacket without scoring the aluminum, thereby eliminating costly cracks and water migration. A plastic, color-coded guide keeps all metal surfaces away from the soft aluminum and provides easy visual recognition during tool selection.

Teamed up with our SCT Series Coring/Stripping tool to core the dielectric and strip the aluminum sheath in one easy step, the cable is quickly prepared for connectorization. The end result is a perfect cable preparation, with a beveled outer conductor edge that speeds connector installation by eliminating O-ring damage. The SCT tool is color-coded, light in weight, and is adaptable for use with our Ratchet T-Handle or an electric drill.

The JCS Series Jacket Stripper and SCT Coring/Stripping tool from CablePrep – the only winning team that never scores...your cable that is.

For more information call your local distributor or CablePrep directly at: 1-800-320-9350  
207 Middlesex Ave., P.O. Box 373, Chester CT.

**CablePrep**  
Tools You Trust.



SYSTEMS, INC.

## **Quality Headend Products!**

**CADCO SYSTEMS, Incorporated** is an American manufacturer of cable and television, MMDS and LPTV broadcast electronics. Manufacturing in Garland, Texas, **CADCO Systems** offers a professional line of quality headend products including:

- **Agile and fixed channel modulators**
- **RF signal processors**
- **Agile demodulators**
- **FM broadcast band signal processors and equalizers**
- **900 MHz headend combiners**
- **Emergency Alert Systems**
- **CATV and LAN channel converters and frequency translators**
- **Television broadcast transmitter IF and RF exciter/modulators**

Our fixed channel modulators cover frequencies between 5 and 750 MHz. We manufacture these equipments not only for domestic television NTSC standard, but international PAL and SECAM standards.

☞ *Ask about our new FCC compliant Emergency Alert System*

**CADCO Systems, Inc. • 2363 Merritt Drive • Garland, TX 75041**  
**TEL: 214-271-3651 • 800-877-2288 • FAX: 214-271-3654**

# Becoming maestros

## MSOs regain control of their inventory in materials management

By Dana Cervenka

**E**xplosive growth by acquisition and merger, system upgrades, rebuilds and the deployment of new technologies and services, have all combined to create inventory management headaches for cable operators. Coupled with competitive pressures to be first-to-market with new services, inventory management problems are costing operators money, time, efficiency and public relations points, in the eyes of their customers.

Charles Alfonso, regional purchasing manager for Comcast Corp., details a symptom of the problem his techs and installers faced at the local level.

"Before, a warehouse guy went along the shelves, and if he saw an empty hole, that's what he ordered," says Alfonso. "Then he had four weeks lead-time to get the product in. And in the meantime, (an installer) put black snakes across a customer's white carpet, because he didn't have any white cable. And then he had to go back on a second service call to replace the cable when we received it."

The problem can be quite severe. Often, MSOs have inventory in the field that is "invisible," says George Moore, senior vice president of Materials Management and Business Development, with Antec. "They have no idea where it is, or how much they have."

In response, companies like Antec—whose

clients include Tele-Communications Inc. (TCI), Cox Communications and Continental Cablevision—and Sprint/North Supply—which works with companies like Comcast, MediaOne, SNET and BellSouth—have worked with their customers to develop different levels of "materials management" programs, or programs which encompass a range of inventory control solutions, from ordering to warehousing and distribution.

"General industry figures reveal that materials management programs save between 20 and 30 percent of total process costs," says Janet Burton, national market manager—CATV, Sprint North Supply, a figure which includes the cost of inventory, provisioning, and delivering equipment to the end user.

### Service trucks as warehouses

The range of available programs out there runs the gamut. Comcast has contracted with Sprint/North Supply to manage its inventory at the individual vehicle level: essentially, each of the MSO's service trucks functions as a mini-warehouse. Focused on 10 systems, five in Connecticut and five in California, the program has set a standard vehicle inventory for each of 400 installer trucks, which is then



PHOTO BY UNIPHOTO INC.

# Turn Your Plan Into Action With Sprint North Supply



"Even when your deadlines are tight, you can depend on us to get you what you need, when you need it — at a competitive price."

Sharon Roberts  
Sprint North Supply  
Sales Project Specialist

When it's your job to make things happen, it's our job to make it easy for you. Sprint North Supply keeps your projects on the move, with fast catalog ordering and the product selection you want ... plus prepaid freight, on-time delivery and no-hassle exchanges to save you time and money.

You'll have instant access to 30,000 quality CATV, telecommunications and data products from 1,200 leading manufacturers. Our 11 regional distribution centers will ship your products and equipment within 24 hours. And our sales consultants are on call to create tailor-made solutions for materials management and engineer, furnish and install (EF&I) applications.

With a single toll-free call, you can depend on us for the support you need ... quickly and accurately. So call Sprint North Supply, your full-line national distributor ... and turn your plan into action.

*FREE CATV/BROADBAND CATALOG. Call and order your FREE 296-page catalog, featuring thousands of top-quality products. NO OBLIGATION. 1-800-639-CATV*



## Sprint North Supply

*On Line, On Call, On Time.*

 **Sprint.**

restocked by Sprint/North Supply. Each driver keeps a paper log of the equipment and materials used on a daily basis, which a CSR will, in turn, key into a computer to generate a customer bill. Simultaneously, the information rolls into a purchase order, which is faxed to Sprint/North Supply. After Sprint loads the information into its computer, a pick order is sent to one of its warehouses, where personnel then pack and ship the order for each truck.

The paper-based system will not last for long, though. Comcast's Alfonso reports that his company and Sprint are developing a software package to tie together the MSO's mainframes, where the work order and purchase order information reside, with Sprint's computer system. "The only way to become more cost-effective is by automating the process, and removing the human element as much as

**If an installer is consuming an incredible amount of drop cable, the report will flag it**

develop "management exception reports," generated by the latter, which help each technical manager at the system level become aware of any potential problem areas.

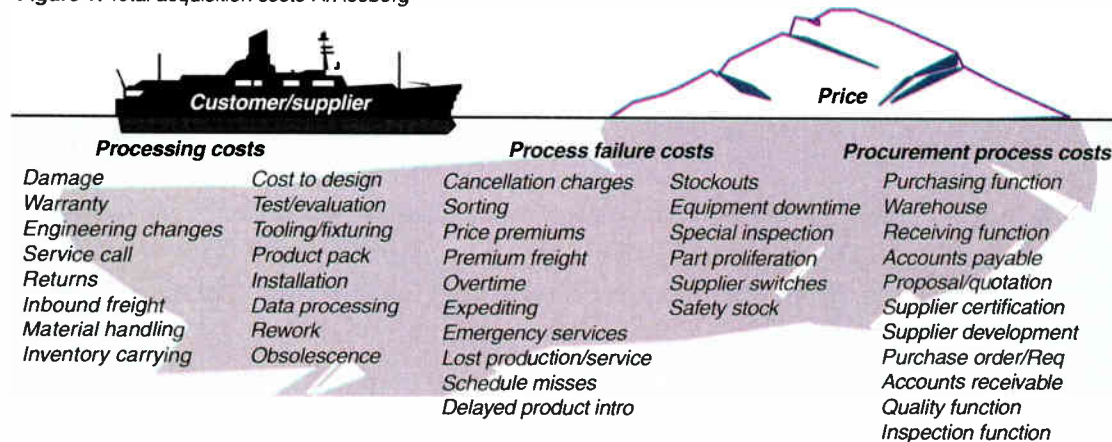
"We all know reports as nothing but data dumps of information, that you have to go through after consuming five bottles of aspirin, looking for a needle in a haystack," he says. The management excep-

tion reports," generated by the latter, which help each technical manager at the system level become aware of any potential problem areas.

Having been involved in some form of the discipline since the AT&T divestiture, Sprint/North Supply has a long history in coordinating materials management programs for the telco industry.

The company's most sophisticated offering is dubbed "EF&I," or Engineer, Furnish & Install, says Bill Winslow, market manager-PND. Within the context of that service, the company handles the collection of product from multiple vendors, does the engineering, and finally, the installation of the actual equipment.

Figure 1: Total acquisition costs—An iceberg



Source: TAB Associates Inc.

possible," notes Alfonso, who adds that the process should be automated in about six months. Though the current program has been operational for about nine months, Alfonso says he can already document the pay-offs. "Today, the total warehouse space we need is much less than half of what it was nine months ago," he explains. "Basically, the program is based on the principle of using one piece, and getting one piece back." The program has also increased installer efficiency, eliminating the downtime spent each morning as they waited for their material orders to be filled at the warehouse, or the wasted time they spent on rendezvous with other installers in the field who discovered they were missing pieces of equipment.

As a byproduct of setting up the program, Comcast standardized its materials list, so that purchasing managers were not buying the same item from a number of different sources.

Alfonso worked with Sprint/North Supply to

tion reports, however, focus on very targeted data. Comcast has established a set of parameters, by item and by installer, whereby, if an item or a specific truck falls outside of the range of the preset parameters, it's considered to be an exception—either an installer is using too much of a certain item, or too little.

Although some variance is legitimate, notes Alfonso, if an installer is consuming incredible amounts of drop cable, for example, the report will flag it, and the technical manager can then research the variance. The reports track by month, and also, year to date, which helps the MSO with its materials forecasts and with managing contractor usage of its inventory.

Though Alfonso declined to reveal the actual dollar amount, in the program's present incarnation, Comcast pays Sprint/North Supply a slight service fee, per item, for the materials management service.

For its part, Sprint/North Supply runs the

## Reducing lead-times

Other materials management programs can be task-specific, or fully integrated solutions. Among Antec's first forays into the materials management business were programs set up for Cox and Continental as a subset of some major construction programs the MSOs had undertaken. Antec packaged equipment up by node, sending it out on a "just-in-time" delivery basis.

More recently, the company has established an integrated materials management program for TCI, including the creation of new distribution centers in Dallas, Chicago, Seattle and Raleigh, which are staffed by both Antec and TCI personnel. The facilities are dedicated to TCI, which holds the leases on the buildings.

The TCI project actually started out as pilot programs set up in Mt. Prospect, Ill., and South Bend, Ind., which defined the scope of the management challenge: inventory was reorganized and then logged into a computer system so that it could be tracked.

"Because of TCI's decentralized nature, at warehouses in some systems, they had very sophisticated PC-based software to track inventory," says Antec's Moore; "in other cases, they were using a manual system to track what they had in place." The goal of the two partners was to bring together the disparate systems, making the inventory "visible" to all of the MSO's systems.


# Some people see an F-connector. We see a satisfied subscriber.

**B**ut then, it's our business to see the big picture. Because our job is to ensure that you have all of the products it takes to deliver the programs and the services your customers want.

We're TeleWire Supply. For more than 40 years, we've understood you're not just ordering equipment... you're building a network.

Satisfaction is always in stock.

**TeleWire** SUPPLY  
AN ANTEC COMPANY



"See us at SCTE Booth #2036"

Circle Reader Service No. 40

## ◆ MATERIALS MANAGEMENT

Industry vendors have their own reasons for wanting to see these programs work; being able to better forecast demand and avoid extended lead-times caused by decentralized purchasing. In the case of companies like TCI, "When you are one of the leading cable operators, if there is a one-week lead-time to buy taps, and you want to buy a million taps, that lead time increases to three months," notes Moore.

The fee structure tends to mirror the service provided. "If they are doing a piecemeal roll-out of new products and services, a situation like that would perhaps dictate a per-unit fee," says Moore. "Or in the case of TCI, where we have set up a distribution system for them that is co-managed by our people and their people, we have constructed a flat-fee structure."

As part of its materials management program, Antec also offers an excess recovery program, assisting operators with disposing of unused equipment that may be obsolete, because of technological turnover. Options include redeployment in other systems around the country, or sell-offs, and in some cases,



**Antec's Senior VP of Materials Management, George Moore**

replacing analog set-tops with digital boxes, and then refurbishing and redeploying the older technology to other sites, or recalling it.

What has TCI gained from its new distribution system? For one, reducing the time between product request, to equipment delivery. "Historically, TCI's cycles from the time a system put in a request for product could be anywhere from a month to two months," says Moore. "We are now down to less than 14 days in that whole cycle, with a goal of about seven days."

the company will take back product for a stocking fee.

Inventory recovery will become even more important in the future, says Moore, as companies are forced to swap out older equipment with the latest generation, such as

## Shopping around

In the process of selecting a partner for materials management, operators should look at a number of factors, says Moore, including the degree of similarity in corporate cultures, the service provider's level of in-house expertise, its degree of flexibility, and the existence of any specific capabilities, such as an information management system, that an operator could leverage to its advantage.

Sprint's Winslow adds that operators should judge their potential partners on their ability to maintain high levels of accuracy in the delivery of product, and in addition, on their willingness to deliver a high level of service.

And in fact, the cable industry is making great strides in its ability to better control its inventory, says Burton.

"TCI, Jones Intercable and Cox have all set up centralized distribution centers in the last year. And what we see happening... is a movement toward greater standardization. They are signing some national contracts with vendors" to meet their needs. And with any luck, the days of guys searching warehouse shelves for empty spaces to fill will be over. **CED**

# BUDCO

Taplocks™ and All the Cable Prep Tools You Could Ever Need.

1-800-331-2246

FREE! Call for Your New 1996 BUDCO Catalog.

©1996 BUDCO

## Quick & easy.

Our new attenuators let you conduct fiber optic tests in a flash.

Measure optical loss margins, calibrate power meters and simulate system loss—all with remarkable speed and accuracy—with our new DB2900 Series Variable Attenuators. This economical, easy-to-operate series includes models for CATV, telephony, LAN and more.

Call toll-free or write for complete specs, from the company that makes nothing but fiber optic test equipment.

**GN Nettest**  
laser precision division

We're easy to work with.  
109 N. Genesee St. Utica, NY 13502 315/797-4449 or  
**1-800/443-6154, ext. 450** Fax 315/796-4038



# About the only thing it doesn't deliver is pizza.

Encrypted data  
communications  
from addressable controller  
to subscriber.

Extensive  
on-screen display  
with display and  
graphics capability.

Multiple  
program guides  
Interactive Electronic Program  
Guide with grid-type presentation.



Dynamic picture  
shift encoding  
for the ultimate in enhanced  
signal security.

Near-video-on-demand  
field-proven technology  
with display schedule and enhanced  
pause, resume and  
review instructions.

Virtual data channels  
for additional revenue generation.

As you can see, the BA-V1000 Command Station comes with the works. From its on-screen display capabilities to the security of dynamic picture shift encoding, the Command Station delivers great cable service. It's this kind of vision that keeps your customers happy. And hungry for more. When you're ready to order, just call your Pioneer regional sales manager.

**PIONEER®**  
Pioneer New Media Technologies, Inc.

Northeast, 201-236-4186; Southeast, 614-777-7260; Mid-Atlantic, 614-777-7258; Central, 614-777-7257; West, 310-952-3063.

# Execs spinning their Operators search for working modems at Cable '96 **wheels,** **waiting for modems**

By CED staff

Anyone who made the trek to Los Angeles last month for the National Cable Show and visited only the hardware booths could have easily mistaken this "cable TV" show for a "computer" show like Comdex. While certainly not as massive as a Comdex, the NCTA show did set a record for number of registrants (more than 30,000), and the clear focus was on high-speed data delivery and little else.

Of course, this being the cable industry, there had to be some split of opinions. While everyone was discussing ways to implement high-speed data, two distinct thoughts regarding the tricky upstream path broke out. As it stands today, the industry is bifurcated between using the noise-prone RF return spectrum or starting with a telephone-based return and migrating to RF at a later date.

Once an area championed by General Instrument, the idea of using a telephone return mechanism to speed entry into the data game by operators of one-way networks gained several new proponents, including Zenith and Motorola.

Still another approach emerged at the show. WorldGate President Hal Krisbergh (former president of General Instrument's Communications Division) stood out like a sore thumb in rival Scientific-Atlanta's booth, where he espoused the virtues of Web browsing and sending e-mail through advanced analog set-tops via the vertical blanking interval.

By the time the show closed, attendees were left wondering what the 30,000 people did with themselves, and few came away with more than they showed up with. While everyone was talking high-speed data modems, only Motorola joined Zenith and LANcity with equipment that has progressed beyond demonstration units. That fact has left cable industry leaders frustrated that they cannot capitalize on the market opportunity sooner.

To help speed the process along and to propel cable operators into the high-speed data market without rebuilding their networks with two-way capability, Zenith Electronics Corp.

has teamed with U.S. Robotics to develop a cable modem that uses the cable network in the downstream, and the telephone for upstream communication.

Zenith can configure its existing HomeWorks Universal cable modems to work with USR's Total Control Enterprise Network Hub simply by making some software changes, according to Bill Luehrs, president of Zenith Networks Systems. Because it entails only a software upgrade, Zenith expects to have working units available within 60 days or so.

When a customer signs on to the system, the computer's resident telephone modem automatically dials up access to the U.S. Robotics equipment in the headend and stays

connected for the duration of the session.

Depending on modem speeds and other configuration issues, the U.S. Robotics equipment can be added to a cable system for \$30,000 to \$50,000, which provides capability for 48 simultaneous analog calls and more than 100 digital calls, said Ross Manire, senior VP and general manager of U.S. Robotics' corporate/systems division.

Terayon Corp., which two months ago detailed a plan to develop specialized, single-chip CDMA (code division multiple access) silicon for use in upstream applications like telephony and high-speed data, displayed a prototype cable modem at the show.

To facilitate its entry into the cable modem race, Terayon will partner with networking giant Cisco Systems Corp. for routers and inter-networking expertise. Specifically, Terayon and Cisco will work together to define an interface for the connection between headend "concentrators," which collect and condense incoming bit streams from in-home cable modems, and headend routers.

Terayon's modem is dynamically configurable to send selectable throughput speeds of up to 10 Megabits-per-second in both the upstream and downstream directions. That's



PHOTO BY NINA MEINBERG, THE STUDIO MARKET

A a B b C c D d E e F f G g H h I i J j K k L l M m N n

**ADD CHANNELS ASAP**

RECEIVERS

MODULATORS

DESCRAMBLERS

PROCESSORS

**CALL TULSAT NOW**

**800-331-5997**

## ◆ NATIONAL SHOW COVERAGE

important in situations where an operator needs to support a variety of computing applications, including video conferencing, dedicated T-1 access at 1.5 Mbps, or more asymmetrical Web-browsing situations, executives said.

"I know this comment will draw a lot of contradiction, but I'm willing to say very confidently that asymmetrical-only cable modems will not scale in the real world," said Dr. Zaki Rakib, chief executive officer of Terayon, explaining that all existing private networks—Ethernet, token ring, FDDI and others—currently support "only symmetrical" technologies.

Terayon plans to have its new modem, called "TeraPro," available for at least two MSO field trials by October. Beyond that, the manufacturer plans to have production volumes out the door by the first quarter of next year, priced "competitively," at \$500 or less, said Jacob Tanz, VP of marketing and business development for Terayon.

Shortly after the Show, Terayon announced the addition of two key personnel to the company. Dennis Picker, formerly director of Motorola's Cable Data Products division, has joined Terayon as vice president of engineering, while Dr. Masuma Ahmed has joined the company as director of technical marketing. Ahmed came from CableLabs, where she

worked on data modem technical standards.

Meanwhile, Phasecom Inc. launched its P446 Cable Modem for T-1 applications, which enables full duplex, bi-directional data transmission at 1.544 Mbps. The T-1 Cable Modem units work together with Phasecom's Network Management System at an operator's headend. Applications for the technology include private data networking, LAN-to-LAN connectivity and T-1 telephony.

The cable modems are actually comprised of a broadband modem and a control modem. The T-1 broadband modem uses QPSK modulation to convert the signal received from the customer's T-1 transmitting device into an RF signal for transmission over the cable network. In the reverse direction, it demodulates the RF signal into a T-1 signal for the customer's T-1 receiving device. A control modem within the unit provides the local network management functionality. It is used to establish a separate and independent channel for out-of-band signaling between the network management system at the headend and each cable modem.

Hybrid Networks Inc. staged demonstrations of its new generation of cable modem data transport solutions, the Hybrid Access System Series 2000 (HAS 2000). Slated for customer shipment this summer, the cable modem system is comprised of components

that can be installed on one-way cable systems today, and later upgraded to handle two-way data transmission. HAS 2000 supports multiple services, speeds and protocols in a single Point of Presence (PoP) server, according to the company.

Based on a client/server architecture, the HAS 2000 includes all the hardware and software required to provide TCP/IP networking over a broadband cable network. PoP servers connect to a cable headend, and a cable modem connects to a local area network (LAN) or directly to a PC. HAS 2000 provides personal computer users access to the Internet at 30 Mbps, a speed that's almost 350 times the speed of the fastest conventional telephone modem, according to Hybrid. In addition, Hybrid cable modems use standard Ethernet adapters.

Pioneer New Media Technologies Inc. and its Cable Group unveiled its new SPEED Station cable modem and DiscBank commercial insertion system at the National Show.

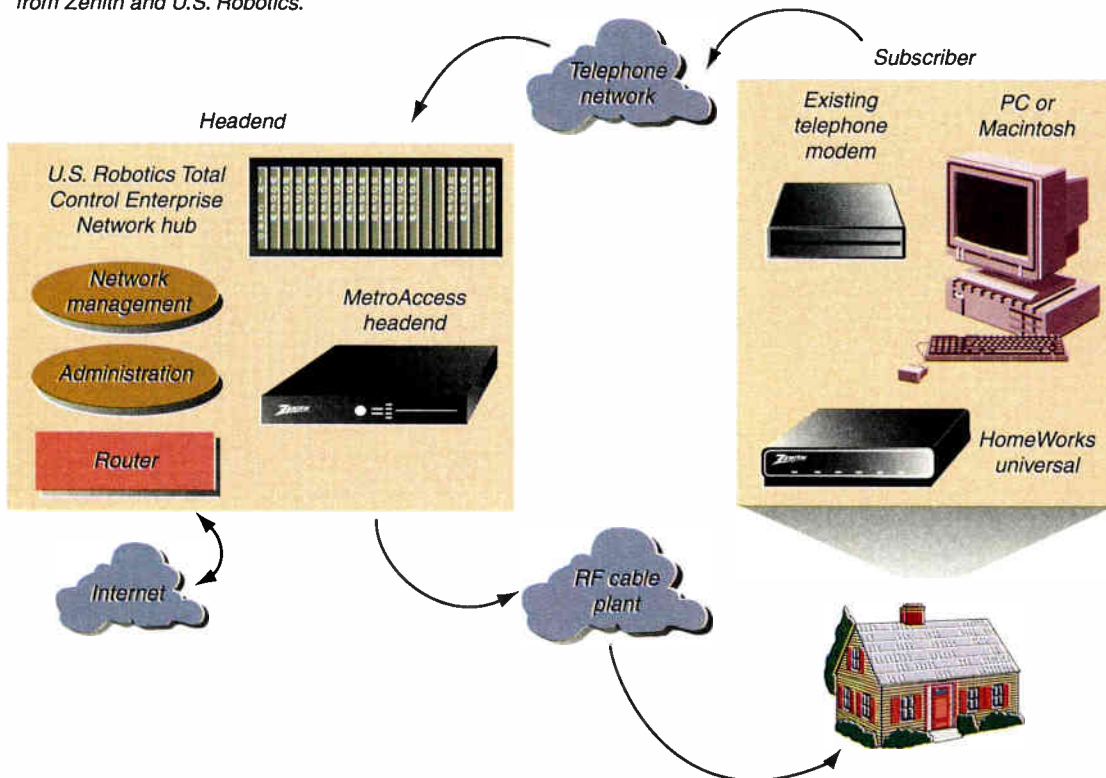
Meanwhile, the ebullient Krisbergh drew crowds to S-A's booth, where he was showing how a set-top like S-A's 8600x can be used to browse the Web and send e-mail messages with a wireless keyboard through a service called "TV Online." The process uses eight lines of the VBI and operates at 100 kilobits per second in the downstream direction and 20 kbps upstream.

While the TV is not optimized for computer images (TV pictures are interlaced, while computers use progressive scanning), the graphics are considered by many to be acceptable. In areas where it's difficult to read, the system has a "zoom" feature to increase the size of the image.

Krisbergh says he plans to field test the system later this year and roll it out commercially next year. The service can also be delivered over set-tops manufactured by General Instrument and Pioneer with some modification, he said.

But WorldGate wasn't alone in its idea. Wink Communications demonstrated Internet extensions to its set-top software, which is being integrated into GI boxes and has been licensed to S-A as well. The scalable software can be used in one-way, two-way and store-and-forward configurations.

**Figure 1:** A network solution for data modem communications over one-way cable plants, utilizing equipment from Zenith and U.S. Robotics.



**RELIANCE  
COMM/TEC**



**New name! New look!  
But the same steadfast  
commitment to you.**

Creating Integrated Access Solutions<sup>SM</sup> for Wireless, Wireline and Cable TV. Our new ownership strengthens our position in the global communications industry as we continue to develop advanced, high-quality products and services that have distinguished our leadership for nearly a century.

As attention becomes more and more focused on local network services, and as technological innovation and deregulation drive demand for new voice, data and video services, RELTEC delivers the products and expertise you need to compete successfully in this new world.

Formerly Reliance Comm/Tec

For more information on how we can help you achieve your strategic network objectives, call us at

**1-800-233-2334.**

"Visit us at Supercomm Booth #10194"



## ◆ NATIONAL SHOW COVERAGE

For those with one-way systems, the Wink Internet Studio converts Internet content into Wink's Interactive Communicating Applications Protocol (ICAP) for broadcast to viewers. In the two-way domain, the Wink Internet Gateway converts Web, newsgroup, chat and e-mail content written in all major Internet protocols, including HTTP, HTML, SMTP, NNTP and IRC, to ICAP.

And finally, two weeks after the Show, Zenith announced a Web browsing and e-mail capability for a family of interactive TV receivers called NetVision. The company will work with Diba Inc. to develop a "module" that will be built into the TV to allow a range of services, including Web browsing, e-mail, and later, Java terminal applications.

The NetVision receivers will have a 28.8 kbps modem and an Ethernet port built in, while an optional wireless keyboard will be made available at additional cost. Product will be introduced for this year's Christmas buying season, and this feature is expected to add \$400 to \$600 to the price of the TV.

The Diba software has a special algorithm designed to make the graphic presentation pleasing, according to Tom Sorensen at Zenith. The system will offer about 4 Megabytes of memory to display the Internet information.

While much of the NCTA show talk revolved around a variety of future modem orders and deployments, LANcity announced that it now has more than 20,000 subscribers on-line at more than 250 operational sites worldwide. This includes sites from California to Maine, as well as Europe, South America and Australia.

Meanwhile, LANcity also introduced quality of service (QoS) provisioning for its family of data modems. QoS enables operators to allocate bandwidth upstream and downstream so that they can establish a multi-tiered modem service structure (e.g., commercial, residential, work-at-home, etc.) and charge accordingly.

And there was no shortage of information regarding business relationships as everyone scrambles to get their share of any profits to be made over data delivery. In the realm of data standards, Arthur D. Little has been selected by the MCNS group of cable MSOs and CableLabs to assist in the creation of international specifications for high-speed data transfer over cable TV networks. The announcement confirmed earlier press reports naming A.D. Little as the consulting company of choice. The MCNS group—consisting of TCI, Time Warner Cable, Comcast and Cox Communications—along with Rogers Cablesystems, Continental Cablevision and

CableLabs, are working to establish open specifications that allow cable modems to work in any system, in any location. Such a specification would allow the modems to be sold at retail outlets.

Honing a strategy to leverage its interactive TV software for use in high-speed data applications, Microsoft Corp. announced it will supply Time Warner Cable, Comcast Corp.



**Terayon Corp.'s TeraPro modem should be available for MSO field trials by October.**

and two international cable operators with Internet browsers and associated software.

The contracts are a major win for Microsoft, said Craig Mundie, senior vice president of Microsoft's consumer platforms division, noting Microsoft's ongoing challenge to gain on leading Internet browser software-maker Netscape Communications Corp.

Time Warner will deploy Microsoft's Internet Explorer as the browser packaged with its LineRunner high-speed data deployments, and is continuing to work with Microsoft to determine whether or not to use Windows NT-based servers for future deployments, Mundie said.

Comcast will follow a similar approach. "This is further proof that the computer industry shares our immense enthusiasm for high-speed data via cable," said Steve Craddock, vice president of new media development for the MSO.

Singapore Cablevision and Compagnie Generale de Videocommunication will also integrate Microsoft's software into their cable networks for high-speed data applications, Mundie said.

In a related announcement, Microsoft used the convention to announce partnerships with 25 cable modem manufacturers, system integrators and installation experts, as part of its new "public networks platform." "The real goal was to assemble a group of companies who can provide turnkey installation, systems integration and support, as well as cable modems themselves," said Mundie. Among the cable modem participants: Com21 Corp., General Instrument Corp., Motorola Inc.,

Scientific-Atlanta Inc. and Zenith Electronics Corp.

Microsoft is already testing cable modems from several participating manufacturers in its Redmond, Wash. laboratory.

Motorola executives said they plan to collaborate with Microsoft to integrate Microsoft's Windows NT-based servers with Motorola's CyberSurfr line, and on the development of future on-line multimedia services like electronic commerce, video conferencing and interactive games. The companies will also work together on joint marketing and promotion, said Jim Phillips, VP/GM of Motorola's Multimedia Group.

Cascade Communications Inc. and Motorola's Multimedia and Information Systems Group announced their intention to jointly market and develop interoperable capabilities that allow cable operators to deliver high-speed data communications. The two companies will work on integrating Motorola's CyberSurfr modem with Cascade's multiservice switches, which carry an estimated 70 percent of Internet traffic.

Singapore Cablevision has initiated a trial of cable modem technology, using Digital Equipment Corp as its key systems integrator, and Microsoft Corp. as a provider of NT servers and content from its Microsoft Network online service.

Motorola Inc. will provide an initial 100 of its CyberSurfr modems, through a deal announced at the show.

Last month, the trial was scheduled to expand to 100 households, with a potential of scaling into a deployment to as many as 240,000 homes over the next five years, considering that 30 percent of Singapore's 800,000 residents own PCs. Singapore Cablevision is reportedly adding about 5,000 homes/week to its 750 MHz, two-way system there, according to sources familiar with the system.

Wave Interactive Network will use high-speed cable data modems manufactured by Com21 to provide software and other content to users in the Palo Alto Cable Co-op trial. Wave's CablePC Project plans to deliver a wide collection of software titles, including games, interactive multimedia, business applications and head-to-head network gaming on a pay-per-use format.

Com21 and Wave will share testing information for the 100-site Palo Alto, Calif. trial and, pending results of the two-month trial, Com21 will consider embedding Wave's proprietary billing and selection technology as a standard cable modem feature.

Wave officials said that use of the Com21



## How far can you see?



Telephony, interactive TV, cable modems — there's no telling what service mix the future will bring. Which means your system has to be ready for anything. And that's where AEL Optical Communications comes in.

With our help, you can develop fiber-optic CATV systems that deliver extra-long-distance performance with more than enough bandwidth for multi-signal transmissions — so you can prepare for tomorrow

while staying within today's budget. Our

AELINK external modulation fiber-optic



transmission products satisfy the toughest CATV applications with the most simple, inventive methods... like 1550 nm or 1300 nm transmitters with performance for broad-band distribution or supertrunking. It's all based on the

advanced technology and experience we gained as a leading communications supplier over the past 45 years. And it's all available to you today. So find out

how much further you can see: call AEL Optical Communications at (215) 822-2929 ext. 2941, and ask for our AELINK fiber optics brochure.



See us at SuperComm Booth #7214, SCTE Booth #397

**AEL**  
a Tracor company

Optical Communications Division

305 Richardson Road, Lansdale, PA 19446-1485. Tel: 215.822.2929 ext. 2941 Fax 215.822.2608 Attn. AELINK

Circle Reader Service No. 46

**AELINK**

©1996 AEL Industries, Inc.

## ◆ NATIONAL SHOW COVERAGE

modems can reduce the amount of server infrastructure required by delivering commonly used data simultaneously. In addition to using the Com21 modems, Wave will also use CD-ROMs and data broadcast delivery methods.

Convergence Systems Inc. signed a multi-year partnership/resale agreement with GridNet International Inc., and now plans to use that deal to provide high capacity Internet backbone connections to cable operators. Executives with CSI called the arrangement a "previously missing link for a cable thrust into Internet access" with a connection to a backbone capable of carrying bursty, LAN-like cable modem traffic.

"This is the first time an Internet Access Backbone has been put together for cable operators to tap the lucrative Internet access business and offer customers the unique speed cable can bring," said David Ames, chairman and CEO of CSI. GridNet is a joint venture partnership with Wiltel Data Services, which is a subsidiary of LDDS WorldCom.

And General Instrument Corp. used ATMnet, a San Diego-based provider of high-speed communications bandwidth and ser-

vices, to provide Internet connectivity for GI's SURFboard ATM network demonstration at the show. The SURFboard network, which is undergoing testing, will be commercially available in 1997. ATMnet is the first network service provider to build its Internet backbone using ATM (asynchronous transfer mode) technology over OC-3c speeds (155 Mbps).

In the content arena, BadCo. showed off its new "NeighborNet" localized content system. Using NeighborNet, cable operators seeking to provide local content to cable modem customers can create and manage a community of interests on the World Wide Web that is geographically specific to that MSO's area, executives said.

NeighborNet consists of three software elements: an administrative module that lets the local info provider create and monitor Web site activity and track network activity; a client software model that is distributed to local businesses, schools or other groups so they can modify local web pages easily; and a server module to churn the client information into HTML (Hypertext Markup Language) and post it to the correct Web server.

BadCo also plans to maintain a global serv-

er that will connect regional NeighborNet sites into a dynamic network, providing an opportunity for national advertising links and information access, executives said.

### Set-top news: Is it digital, yet?

Tele-Communications Inc., Cox Cable Communications, Comcast Corp. and Charter Communications will buy a combined 2 million digital set-tops from General Instrument Corp., in moves that put meat on the skeletal letters of intent that were signed by those operators three years ago.


In a press briefing at the show, Ed Breen, president of GI's Communications Division, said that "we have finally birthed the elephant," referring to the three-year DigiCipher development period that has been riddled with delays and set-backs.

Specifically, TCI will kickoff the 1996 launch on October 20 in Hartford, Conn., said Camille Jayne, senior VP of TCI's digital video business unit. Cox and Comcast will follow with orders for 350,000 and 300,000 terminals, respectively, that will be installed over the next three years.

# CONTROL YOURSELF

NOW YOU CAN GET MORE CONTROL FOR LESS MONEY

*Tech Electronics, Inc. is now offering 2 CC Series Control Cables, and Windows® scheduling software bundled with all PVC 2, 4 & 8 Products. All at a lower cost to you, our valued customers!*



versatile  
rugged  
reliable

#### Our PVC 2, 4 & 8 products offer you:

- Superior reliability
- User friendly, feature rich interface
- 5 yr. limited warranty
- 72 hour return replacement
- 800 no. customer support

The PVC Family of Programmable Video Controllers will automate your communication needs in business & industry, patient education, campus TV, corporate CCTV, local origination and community access.


To learn more about PVC products and how they can make your communication operation more *efficient* and *cost effective*, please call us at: **800-572-4935**

**TECH**  
ELECTRONICS

*The Pioneer of Control Products*

6420 Atlantic Blvd., Norcross, Georgia 30071  
770-446-1416 • 770-448-5724 Fax





# More Fiber. Less Fat.

Pump up your network with OmniStar™, the high-laser-density broadband platform from GI.

Here's the next generation broadband laser platform you've been waiting for. Supported end-to-end by the worldwide leader, General Instrument.

OmniStar's built lean. Built to perform. Built to set the standard in high laser density, so it takes up less space in your headend, central office, hub, or OTN. OmniStar packs in more laser power per inch of rack space – an unequaled achievement in optical engineering and efficient packaging.



*The GI OmniStar Cableoptics Platform*

With OmniStar you get unprecedented freedom to mix-and-match our family of forward and return laser transmitters, forward and return laser receivers, redundancy switching modules, and power supplies. All front loadable in a space-saving package with network monitoring capabilities built in. No other broadband solution comes close.

So, if you want more fiber and less fat, call today for more information on OmniStar, the leanest star in broadband.

**GI** General Instrument

(215) 674-4800 (worldwide) • (800) 523-6678 (toll-free in U.S.) • (215) 956-6497 (fax worldwide)

Circle Reader Service No. 48

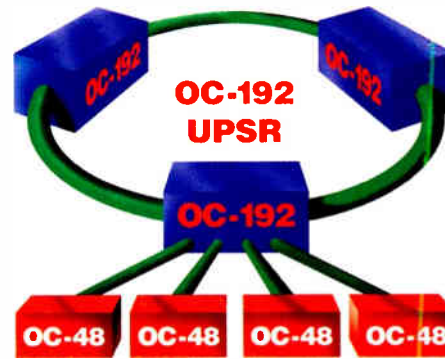
A woman with long brown hair, wearing a light blue button-down shirt and tan pants, is standing upside down. She is smiling and has her arms crossed. The background is a vibrant, colorful pattern of small dots in red, yellow, blue, and green, resembling a halftone or pop art style. A black rectangular box is overlaid on the upper part of the image, containing white text.

**"An in-service upgrade  
to OC-192?"**

## Introducing Fujitsu's FLASH™-192.

Trying to upgrade to the largest SONET transmission capacity available, 10 Gb/s? Our FLASH system will allow you to upgrade embedded OC-48 multiplexers to OC-192 networks — including unidirectional path-switched ring (UPSR) and point-to-point configurations — or to build an OC-192 network from scratch.

The FLASH system also delivers full access and routing of all 192 individual signals within the STS-192 bandwidth, including hairpinning between tributaries. The wavelength-division multiplexing option doubles your effective transmission



Migrate your embedded OC-48 network to OC-192 with Fujitsu's FLASH-192 system.

configurations, it will support two- and four-fiber bidirectional line-switched ring (BLSR) architectures, as well as

virtual ring applications. With the FLASH-192 system, SONET survivability isn't sacrificed.

# Without turning my network upside down?"

## Advanced features make your life a lot easier.

Fujitsu's FLASH system offers advanced capabilities that allow you to better integrate your operations. With full 7-layer OSI, you can easily add new features/enhancements via software downloads. Plus, you have remote memory back-up and restoral capabilities.

capacity. And the integrated pre- and post-amplifiers will eliminate the need to buy a separate piece of equipment.

## Supports multiple SONET ring configurations.

The FLASH-192 system is highly flexible. In addition to UPSR

## Call on Fujitsu, the leader in SONET technology.

Looking to make the leap to OC-192? There is an upside — Fujitsu's flexible, cost-effective FLASH-192 system.

For more information, phone Fujitsu Network Communications at 1-800-777-FAST or e-mail us: [fast@fujitsu-fnc.com](mailto:fast@fujitsu-fnc.com).

## ◆ NATIONAL SHOW COVERAGE

Cox's Alex Best, senior vice president of engineering, said the MSO will pay \$150 million for its 350,000 boxes, equating to a per-box price of roughly \$430. That price may or may not rise closer to deployment, after the MSOs decide whether or not they'll stuff the boxes with the extra megabyte of random access memory needed to decode the B-frame portion of the MPEG-2 digital bit stream.

Most operators are still undecided on that issue, saying they'll make that choice "closer to deployment." TCI and Cox said they're not entirely convinced of B-frame value, given the additional memory costs, while Comcast executives said they're leaning toward the use of B-frames.

But there was also news of further digital delays. Hewlett-Packard Corp. has put an indefinite hold on the development of its DigCipher-based Kayak digital set-top terminal, saying it has gone as far as it can go without certain missing components from General Instrument Corp. and without more interest from cable MSOs.

In a press briefing, H-P executives said that Kayak units definitely won't be available this year, as previously planned, and may not be available next year, either. However, at this point, the company is still committed to building the units, said Casey Sheldon, brand manager for H-P's home products division.

"We've always said that we'll lag GI by about 12 weeks, based on the licensing agreement—but instead, we're going to wait and see" what happens from a volume deployment perspective, said Sheldon.

Bill Hahn, operations manager of H-P's Interactive Broadband Products Division, said

that network infrastructure elements—including headend gear from GI and associated services from Tele-Communications Inc., "are rolling out slower than we expected."

Sheldon was quick to point out that the Kayak decision doesn't in any way reflect on H-P's industrywide plans for digital video equipment, describing Kayak as a first-generation product specifically configured for DigiCipher-II applications.

"Frankly, we feel we've gone as far as we can go. The volumes aren't there that are required by vendors to continue," Sheldon said. H-P did respond to Time Warner Cable's recent "Pegasus" request for proposal, but "not with a DigiCipher-based proposal," she said.

Scientific-Atlanta Inc. announced the formation of partnerships with three formidable consumer electronics firms—Thomson Consumer Electronics, Pioneer Electric Corp. and Toshiba Corp.—to secure its place as a front-runner in the group of set-top requests for proposals (RFPs) from cable MSOs and telcos.

The four-way S-A/ Thomson/Pioneer/Toshiba deal is a result of the companies' responses to at least one RFP, issued by Time Warner Cable two months ago. It wasn't clear whether S-A and its partners were also collaborating on RFPs put forth recently by the americast and Tele-TV telco consortiums, but industry sources called that premise "a logical supposition."

Among the announcements is one in which S-A licensed its PowerKey conditional access system, digital set-top microprocessing chips that handle MPEG-2 and DAVIC standards, and PowerTV Inc.'s operating system to Toshiba and Pioneer, through a memo of understanding. S-A is a majority owner of PowerTV.

Thomson, the manufacturer which locked up the \$1 billion MMDS set-top order from TeleTV and which is providing direct-to-home receiver equipment for DirecTV, announced a similar memo of understanding with S-A. That deal will likely mean that S-A supplies head-end hardware and software, including MPEG-2 encoders, broadband integrated gateways, QPSK modulators and demodulators, and a digital network control system. Also included will be S-A's software suite of PowerKEY and PowerTV, through a memo of understanding that is still being negotiated, sources said.

General Instrument Corp. will fold individualized programming applications made by ACTV Inc. into its digital set-top terminals, for no additional cost to operators, the companies said. ACTV's technology works by letting viewers alter camera angles, call up statistics, isolate an individual player or character for more information, or call for instant replays.

It is already being tested with Prime Sports in Los Angeles, on Ventura County Cablevision's system, ACTV executives said.

In the GI deal, described in a press statement as a "memo of understanding," ACTV and its partner, the David Sarnoff Research Center, will develop with GI the software that allows GI to implement ACTV's programming technology.

Mitsubishi and Microware teamed up to showcase "user-friendly" Internet access devices during the show. Following last year's announcement that Mitsubishi would use Sun Microsystems' Java to create digital networked products, Mitsubishi demonstrated the first in a planned series of Java and Microware OS-9 based technology via digital TVs and set-tops.

The products feature OS-9 with X Windows

# E A S

s o l u t i o n s

**CABLE ENVOY™**  
Affordable messaging systems

**Albrit Technologies Ltd.**  
40 Waterside, New York, NY 10010

- Text crawls - page mode
- Live voiceovers
- Commercial uses
- Telephone access
- Channel addressable
- ADA compliant
- RF processor mode

marketed by Lawson Associates  
Call (801) 942-2207 Fax 942-5798



*Don't  
drop  
yours!*

*Keep your channels up with  
CABLE ENVOY!*

"See us at SCTE Booth #716"

Circle Reader Service No. 50

# We Design Our Optical Amplifiers To Magnify Your Revenues.




## Quick-Fix Electronic Solutions May Up Your Capacity Today. But Will They Leave You Grid-Locked Around The Next Corner?

Need to upgrade capacity without compromising existing hardware? The truth is, there are plenty of quick-fix fiber solutions out there. And they may expand your capacity today, only to grid-lock your network tomorrow. So where do you turn? To a systems supplier that will magnify your revenues well into the future.

Our photonic transport and distribution amplifier systems are effective, flexible and way ahead of the game in long-term *reliable* fiber deployment. Would an extra

10 Gigabits help you expand your customer base? How about transmitting the power of 17-dBm on a single fiber loaded with 77 video channels—without non-linear effects? We're ready to deliver.

For our new 1550 nm analog CATV and digital dense WDM transport systems, or any other of our photonic products, call 800-993-3676. You'll get the solutions you want from Pirelli. And the power you need from the Architects of Light.



**PIRELLI**

Architects of Light™ is a trademark of Pirelli.

A R C H I T E C T S O F L I G H T

Circle Reader Service No. 51

## ◆ NATIONAL SHOW COVERAGE

and Motif interface to the Java environment on a desktop platform. Future products will integrate DAVID's multiple application user interface to the Java application for digital TVs.

Seeking to recharge its set-top box sales to cable TV and other network operators, Zenith Electronics Corp. has licensed digital video compression and signal processing technologies from Divicom Inc. and will develop a new digital set-top for wired and wireless networks. A prototype of Zenith's new box was on display for the first time, along with Divicom's working set-top.

The new set-top will feature Divicom's MPEG-2, DVB-compliant chip set and quadrature amplitude modulation (QAM). Previously, Zenith had built its digital set-top around vestigial sideband (VSB) modulation, which was adopted as part of the North American terrestrial HDTV standard. However, nearly every cable MSO and telco had chosen to use QAM to deliver digital programming.

The Zenith/Divicom set-top will utilize the "network interface module" architecture, making it compatible with a range of network architectures, including hybrid fiber/coax, switched

digital video, MMDS and potentially others.

In the realm of digital security, Macrovision has completed its Copy Protection Management Framework for digital video networks, the company announced. The document is now available for network operators and set-top box manufacturers.

And Pioneer New Media Technologies joined the group of set-top makers which will use Wink Communications' interactive kernel in its advanced analog set-tops, joining existing players General Instrument Corp. and Scientific-Atlanta Inc. Using the Wink Engine, Pioneer will be able to offer interactivity within traditional TV programming by overlaying interactive applications and content.

### Cablephone

Tellabs demonstrated its new element management system designed to work with the company's CableSpan cable telephony system. Scheduled for release in the first quarter of 1997, the CableSpan EMS operates under a Microsoft Windows NT environment and provides a graphical user interface for network configuration and surveillance. Based on the

Telecommunication Management Network framework, the system interfaces to any upper-level operational support system, Tellabs officials said.

The software package provides a way for cable operators to manage their telephony networks, and provision and reconfigure services.

CableData Inc. introduced Intelecable, its transaction management system designed to support converged telephony and cable operations, to the U.S. market at NCTA. In making the announcement, the company cited the product's success internationally and in U.S. convergence trials, including the BellSouth interactive system. Additional U.S. installations of Intelecable are underway and will be announced in the weeks to come.

A multiple-service transaction management system that utilizes a relational database architecture, Intelecable was designed to meet the business requirements of companies offering multiple telecom services. The package supports addressable interfaces, as well as audio response unit and two-way impulse event-ordering technologies. Intelecable also includes localized banking interfaces for a range of electronic-funds-transfer methods, direct debit and GIRO. It also allows customer billing statements to be printed on site or at a fulfillment facility.

Intelecable is currently deployed at 26 locations worldwide, including the U.K., Japan, Australia and Portugal. CableData has already reached an agreement to add more than one million subscribers in Holland and Brazil this year.

### Headend equipment

Tele-Communications Inc. will use Compression Labs Inc.'s "Magnitude" digital broadcast system to transmit four channels of broadcast video over a terrestrial link between the MSO's Denver and New York City facilities, it was announced during the show.

Compression Labs executives said they think the project is a first, because it sends multiple MPEG-2 video signals over a standard DS-3 (45 Megabit-per-second) circuit—while most similar circuits can carry only one channel in each direction.

The network link uses a standard high-speed serial interface, or "HSSI," adapter, between CLI's MPEG-2 multiplexer and off-the-shelf terrestrial circuit terminal gear, which means that other operators could use it, too, executives said.

Digital outputs from MPEG-2 encoders manufactured by General Instrument and Divicom conform with the MPEG-2 standard, according to tests performed by Cable Television Laboratories. The tests are important because within the complex MPEG-2

## LIGHT CONVERSATION

The Noyes FTS 3 is a full-featured fiber optic talk set that gives you a lot to talk about. This rugged, field-proven unit offers 40dB of clear communication and doubles as a stabilized light source for cable identification and testing. Look to Noyes Fiber Systems for all your fiber optic testing needs.

- 1310nm wavelength (1550nm option)
- 40dB dynamic range (45dB available)
- Full duplex transmission
  - no push to talk necessary
- Clip-on available
- Up to 120km talk distance




**NOYES**  
FIBER SYSTEMS

1-800-321-5298

P.O. Box 398 • Laconia, NH 03247  
PHONE 603-528-7780 • FAX 603-528-2025

"See us at SCTE Booth #445, Supercomm Booth #6158"

CED: COMMUNICATIONS ENGINEERING & DESIGN JUNE 1996



## **To bend glass without breaking it is impressive. To do it decades from now is amazing.**

Alcatel fiber with the revolutionary AFC3 coating system actually gets stronger and stays flexible as it ages. Not convinced that's amazing? Consider for a moment. What else in the world defies the unwritten natural law that everything gets weaker, more brittle and less flexible with age? Yet few attributes could be more important for the fiber you install in your network. Because after you install it, you need to access it. Tomorrow. Months from now. And years from now. Get Alcatel AFC3 protected fiber, and you won't worry about flexing, stripping or splicing. For years and years. For a brochure on Alcatel world class fiber and cable products, please call **1-800-ALCATEL**.



**"See us at SCTE Booth #1930"**

Circle Reader Service No. 53

©1995 Alcatel

## ◆ NATIONAL SHOW COVERAGE

standard, it is common to experience implementation errors, according to CableLabs Senior Vice President and Chief Technical Officer Richard Prodan.

The testing currently involves verifying 104 system transport stream elements and 73 video stream elements, such as bit stream syntax and semantics, program multiplexing information, buffering, timing and synchronization to determine compliance with the MPEG-2 main profile/main level definition.

TVN Entertainment Corp. demonstrated its new digitally compressed cable programming service at the show. General Instrument's newest MPEG-2 digital encoders, recently installed at TVN's Digital Network Operations Center, digitally encoded special programming, including wide-screen film and previews of TVN's PPV movies. Digitized signals were transmitted to a GI IRT, modulated, decompressed and decoded in TVN's booth.

Axicom launched its "ADvantage" digital advertising system, developed specifically for small- to medium-sized cable operators who want to replace existing analog insertion gear.

The system is software-centric, said Geoff Allen, president and CEO of Axicom, and uses

a concept called "Dynamic Channels" to shave one-third to one-half off the price of hardware-centric digital systems.

The hardware portion of the system includes off-the-shelf PC components including Pentium microprocessors, and will be available this summer in configurations that scale from four to 20 channels.

Pioneer New Media Technologies and its Cable Group unveiled their DiscBank commercial insertion system at the National Show. The DiscBank is an MPEG-2, MP@ML-based system targeted toward high-end MSOs and interconnects. Pioneer also offered a preview of some of its new DVD technology, with a demonstration of its DVD Authoring System. The system will synchronize audio, video, sub-picture and program logic elements into an integrated bit stream that can be used for DVD mass replication.

TeleCorp Systems showed off its "VocalPoint Interactive Services Transition Architecture," or "VISTA," at the show, terming it a call processing platform made especially for large, high-volume call centers. The system integrates TeleCorp's automatic response units, CTI servers, database services

and agent screen software into a single, automated pay-per-view and customer service solution for cable operators, executives said.

For example, the server architecture eliminates the need for each ARU to perform all functions—instead, the servers can be combined resources that are accessed when needed, executives said.

In another deal announced in L.A., Channelmatic has been selected by National Cable Communications to install an 80-channel, five zone, MPEG-2 digital ad insertion system for the Chicago Interconnect, a deal estimated at \$1.5 million. Installation is targeted for completion by August 1, 1996. The Interconnect will be the first to deploy the Channelmatic MVP/Sony VideoStore system, which is capable of providing advertising spot management, distribution and insertion. It will have a capacity of 2,500 30-second spots and will serve 49 individual headends. It will be the second interconnect to use the IndeNet Digital SpotServer to receive spots via The IndeNet digital spot network.

IBM announced several vendor agreements in L.A., including relationships with SeaChange International, StarNet Development Inc. (SDI) and Applied Digital Technology for digital ad insertion, as well as an agreement with Arrowsmith Technologies Inc. for a cable fleet management system that runs on IBM's platform.

SDI's Digital Video Insertion Systems are intended to be integrated into larger digital advertisement insertion systems offered by IBM's Telecommunications and Media Industry solutions unit.

As part of a distribution agreement with SeaChange International, IBM will provide SeaChange's digital SPOT advertising insertion system as part of its offering to the television industry. And rounding out the ad insertion announcements, Applied Digital Technology has signed an agreement to supply key components of IBM's offerings of digital advertisement insertion systems to the broadcast and the cable TV industries.




Arrowsmith, which has introduced its Fleetcon product on the IBM RISC System/6000 family of workstations and servers, is working with IBM on the development, deployment and operation of Continental Cablevision's Customer Expert System (CCES).



TCI Technology Ventures Inc. announced its intent to adopt Imedia Corporation's StatMux technology for its Headend In The Sky (HITS). StatMux is a real-time statistical multiplexing compression technology that provides transmission of 24 different programs over a single analog transponder.




## FILTERS FOR ALL TV SYSTEMS \*YEAR #27!




For Example


Free Catalogs

CABLE TV SYSTEMS		
		
Channel Deletion	Channel Bandpass	Channel Bandpass

TVRO & PRIVATE CABLE		
		
Low-Cost Deletion	Anti-Radar Bandpass	Block-Band Pre-select

MMDS - "WIRELESS TV"		
		
Channel Combiners	Relay Antennas	Line Components

LPTV - "LOW POWER TV"		
		
Channel Combiners	Transmitter Bandpass	Line Components



Emily Bostick  
President

Emily & Glyn Bostick-

\*Continuing a generation of personal service to TV INDUSTRIES WORLDWIDE!

### BOSTICK FILTER DIVISION



7395 Taft Park Drive  
East Syracuse, NY 13057  
Mailing address:  
PO Box 3307  
Syracuse, NY 13220  
Tel: (315) 452-0709  
Fax: (315) 452-0732  
Canada & US: 800-882-1587





**BATTERY TESTER checks 12 volt standby batteries automatically**

The Performance Model BT 1200 universal battery tester checks gelled electrolyte and lead acid batteries in 10 seconds. Since batteries deteriorate gradually, regular testing with this unique device enables you to log changes in voltage levels as they occur. Having this history lets you know when to do preventive maintenance before a critical battery fails. Price is \$230.00. Order today, call toll free 800-279-6330.

Circle Reader Service No. 55



**SURGE-GARD protects against nuisance fuse blowing and resets in 60 seconds**

Self-resetting circuit breaker fits fuse clips in SSP power inserters. The Performance Surge-Gard replaces fuses in locations where they frequently blow for no apparent reason causing unnecessary truck rolls. Merely remove the undependable fuse and snap-in the Surge-Gard. Specify Model SG15A for 15 ampere protection. Cost only \$15.00 (100 & up). Call toll free 800-279-6330.

Circle Reader Service No. 56




**VOLTEX CATV-27 Standby battery costs only \$64.95**

*Best high temperature battery available!* Normally outlasts valve regulated gelled electrolyte batteries two to one in CATV applications and provides as much as 15% longer run time. By far the best battery value on the market today. Call today for details 800-279-6330.

Circle Reader Service No. 57

# Upgrade to 90 volts the inexpensive, easy way with *Flexi-Power*<sup>TM</sup>

The new PERFORMANCE *Flexi-Power* inverters and ferroresonant power supplies have output voltage taps at 60, 72, and 90 volts RMS all in one unit. Imagine being able to install power supplies that will operate in your existing 60 volt system now, and when the time comes, being able to select either 72 or 90 volts for your system upgrade. We've made it simple and cost effective because our power supplies will retrofit your existing cabinets and enclosures with ease. Now you have the opportunity to advance to the industry's most reliable power supplies and be ready for whatever the future holds. . .



Circle Reader Service No. 58

The *Flexi-Power* modules feature multiple output taps for easy upgrade to 72 or 90 volts and have a lifetime warranty.

**CALL JUD WILLIAMS AT 800-279-6330**

(e-mail) [jud.williams@industry.net](mailto:jud.williams@industry.net)

*Performance* CABLE TV PRODUCTS

P.O. BOX 947, ROSWELL, GA 30077

AN EDWIN-ROSS COMMUNICATIONS COMPANY

"See us at SCTE Booth #436"

## ◆ NATIONAL SHOW COVERAGE

TCI's HITS service will provide digitally compressed programs and addressable management services to U.S. cable operators nationwide when it launches later this year. Imedia technology will allow operators to "cherry pick" programs offered by HITS, tailor programming packages for their systems individually and offer localized near-video-on-demand as well. Imedia's technology was demonstrated in TCI's HITS booth during the show.

### Distribution

Not to be forgotten amid the high-speed cable modems, digital set-tops and other high-tech paraphernalia at the National Show was a new F-connector from Antec Corp., designed for use both inside and outside the home.

"Digicon resulted from our asking customers what they needed to enable them to install a superior product today that will eventually allow them to handle higher bandwidth, bi-directional and digital services," said Pete Wagener, vice president of network transport at Antec.


What makes it different from other compression-style connectors is that Antec engineers removed the "O-ring" from inside the connector to prevent physical and electrical degradation from repeated connection and disconnection, executives said.

Because the new connectors have universal scaling, one can be used for all braid coverages of a particular cable type. The connectors are currently available for both series-6 and -59 cable, company executives said.

Electroline Equipment Inc. announced the availability of the Addressable Drop Extender (ADEX), a new tap with built-in status monitoring and signal gain of 18 dB per port. Designed with the needs of telephone company HFC networks in mind, ADEX uses a twisted-pair wire interface to return alarm signals whenever the internal power supply, power amplifier or addressable functions of the tap are compromised. ADEX is available in 450 MHz, 550 MHz and 750 MHz versions.

Where some HFC networks use status monitoring at amplifier, power supply and end-of-line locations, ADEX takes the network monitoring process one step further, providing tap-level information on addressable tap port function. ADEX also contains a built-in surge suppression circuit to protect internal components, and thus heightens network reliability, according to Electroline officials.

The eight-port and 16-port ADEX units also adjust radio frequency signal performance as part of the signal amplification process, equalizing the RF signals in the tap before amplifying them. Features include: remote on/off control of all tap ports; alarm signals sent by twisted pair



**Electroline Equipment's Addressable Drop Extender (ADEX)**

wiring to a central monitoring site; automatic surge protection; signal padding and equalization; automatic signal amplification; integrated RF in/out test points; adjustable slope control (corrects signal for frequency response); and local programming of all tap ports.

Electroline also announced the availability of 90-volt powering options for its line of passive and active multitaps, including the 1 GHz SuperTap and Compact Addressable Tap (CAT). The new powering option allows two-way operation at the higher power configurations cable TV and telephone companies are adopting for their HFC networks.

The 90-volt SuperTap comes in a variety of configurations, featuring models that block or pass power on all or some of the ports.

In addition, Electroline has introduced its new two-port Compact Addressable Tap, which allows a network operator to use any standard trap or filter. The two-port CAT allows both on/off control of each tap output, plus the ability to add a third party filter on the output. The external port allows the use of a "notch filter," for example, to locally trap one or more channels, in addition to remote control of the on/off functions of the tap.

And finally, Electroline demonstrated its CLEARPath ingress isolation software for the first time. CLEARPath can rapidly and remotely fix the location of drop-cable-related signal interference. The company's booth demo showed how a cable or telephone company can

identify the source of signal interference that damages data and voice communications over the hybrid fiber/coax network. Demos further showed how search parameters are set, and how the software helps identify the geographic location of a signal interference problem, without the need to dispatch a technician to manually hunt for the source of interference.

The CLEARPath software runs on a standard personal computer running Microsoft Windows and features a color graphics display. The control station is connected to a rack-mounted Electroline Addressable System (EAS) control unit.

Texscan Corp. and Superior Electronics Group announced a cooperative sales and marketing agreement to integrate their respective technologies. The agreement will facilitate the integration of all Texscan distribution products with the Cheetah status monitoring product line.

### Customer care and management

CableData Inc. debuted the latest version of its DDP/SQL software, Release 3.2. DDP/SQL is the company's customer care business support system, used by more than 50 percent of the cable television providers in North America, according to CableData.

The new and enhanced features of Release 3.2 include support for near-video-on-demand (NVOD), along with other improvements in the system's pay-per-view module. The enhancements mean operators can more easily enter complex programming schedules, use variable pricing schemes and better control master and component events.

CableData has also expanded DDP/SQL's Regionalization module to include nationalization, which means the system transparently supports consolidation of customer service locations into regional call centers across networked host computers. Another module lets cable providers track all incoming and outgoing customer contacts, as well as annotate contact data, access it onscreen to improve customer care, and generate reports to analyze customer trends and marketing efforts. The DDP/SQL system is based on relational database technology.

CBIS has announced that Time Warner Cable is implementing its CableMaster 2000 Subscriber Management and Billing solutions for the MSO's systems in Albany, N.Y. and Minneapolis, Minn. Combined, those two markets serve more than a quarter-million Time Warner Cable subscribers.

CableMaster 2000 utilizes an on-line, real-time relational database which enables each of Time Warner's departments to update and access data at all times.

The CableMaster 2000 package currently



# Jones Intercable's Oxnard system fights back theft of cable amnesty campaign

By Bill Rivas, Marketing Manager, Jones Intercable, Oxnard, Calif.

Editor's note: For several years running, CED has published the winning papers from the NCTA's signal security ideas competition. What follows are edited versions of the two winning 1996 papers.



**W**hat is theft of service?

There are three key forms of cable theft:

✓Primary theft—The cable thief climbs a utility company pole

or gains access to a junction box in order to tap into the cable coaxial wires, and runs an illegal line directly to the home.

✓Unauthorized use of convertors—A paying customer with basic cable (usually the broadcast cable tier) or a cable thief hooked up illegally, purchases or tampers with a convertor. This enables the convertor box to receive all basic cable channels, premium pay channels, pay-per-view movies and special events.

✓Theft of cable company equipment—The subscriber moves or cancels service and does not return the convertor box. Most recently, we have seen our convertors traded for illegally tampered convertors.

## The problem

Studies conducted by the National Cable Television Association (NCTA) conclude that unrestrained theft of service is costing cable operators \$4.3 billion per year. A significant proportion of those revenues are recoverable by marketing, public relations and legal means.

In our system, we have recovered many altered convertors from customers who simply state they did nothing to the box, or that someone in their household may have played with the convertor, but they did not receive free services or know who exactly tampered with the convertor. It is commonly known in the City of Oxnard and surrounding communities that the security features of our convertor boxes are easily defeated. A local elec-

tronics school gives schematics of our convertor boxes to students who, in turn, use them to tamper with our convertor boxes or sell them to cable thieves.

The theft of service problem in our industry is undermining consumer perception of the price-to-value relationship of cable TV service; i.e., the honest customers bear a greater share of the cost of service and ask themselves why they should be paying for services when their neighbor(s) currently pays nothing.

## The thief


In Oxnard, we have found five types of cable thieves:

1. Accidental thief. We define the accidental thief as someone who discovers a live cable drop (or unreturned convertor) when moving into a new residence.

2. Innocent thief. We define the innocent thief as the recipient of cable service due to the actual actions of another family member or resident, i.e., the parents of the children that tampered with a convertor, or the wife of someone who has either tampered with equipment or bought illegal equipment.

3. Regular thief. We define the regular thief as someone who willfully makes an illegal connection, tampers with a convertor box or purchases one at a flea market or through a local newspaper or electronics publication.

4. Dishonest associates. We define this thief as any employee who willfully connects customers with cable or provides tampered equipment to the public without setting up a proper account. This may also be an associate who



# Keeping the Lines of Communication Open



 **ANDO** Test Equipment

*now available from*

# Amphenol<sup>®</sup> Fiber Optic Products



Registered Firm  
ISO 9001:2000  
Certificate QSR-273

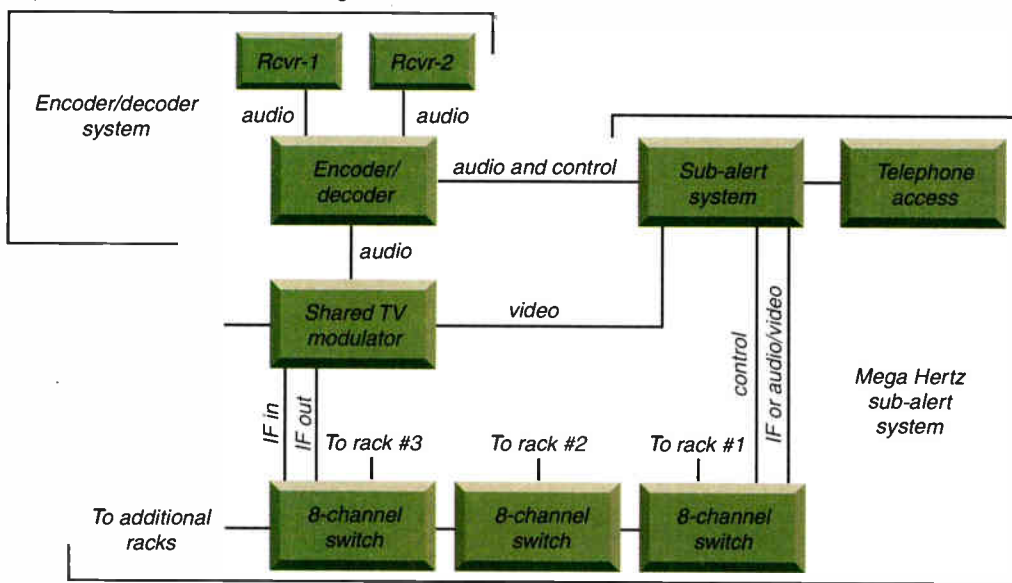
Call toll free 1-800-944-6446

Amphenol<sup>®</sup>  
Fiber Optic Products

*Illuminating the world of fiber optics™*



Figure 2: Basic headend block diagram



ry source for activating local EAS signals (see sidebar, "EAS Activation Codes").

### What you need to install

You will need to install one of the following systems.

1. Audio-only interruption.
  - a. Audio messaging on all channels.
  - b. Audio and video EAS messages on the "emergency channel generated by a special character generator fed from an EAS Encoder/Decoder."
  - c. Audio-only override system.
  - d. EAS encoder and decoder.
  - e. "In-home devices" in the homes of subscribers who are certified as hearing impaired or deaf.
2. Audio and video interruption
  - a. Audio and video messaging on all channels.
  - b. Audio and video EAS messages generated by a special character generator fed from an EAS encoder/decoder.
  - c. Audio and video override system.
  - d. EAS encoder and decoder.

### Recommendations

Let's start with the encoder/decoder. This portion of the EAS processes the digital burst. It first looks at the header to see if the message is intended for your cable system. If it is, the signal is processed. If not, it is ignored. Either way, it is automatically retransmitted over your system so other EAS facilities can use you as a potential signal source.

If the signal received is an active signal, a data output is provided to a character genera-

tor that feeds the TV modulator on your emergency channel (or on all channels if your system is configured that way). The emergency channel will typically not be a dedicated channel, but rather, a channel that is shared with another service, such as local

**The cost of  
a typical  
audio/video  
interrupt system  
is no more than  
that of an audio-  
only interrupt**

origination. If digital audio is included in the burst, it is converted to analog and output to the TV modulator. Up to two minutes of 5 kHz bandwidth audio can be provided in the EAS data burst. Note that the emergency character generator uses a data input to derive its video and is not a "standard" off-the-shelf character generator.

The encoder/decoder includes provisions for processing the weekly and monthly tests and a printer for logging. The FCC has recently type accepted two encoder/decoder manufacturers: Sage and TFT.

As previously noted, you must monitor two EAS signal sources. These can be a combination of AM, FM, NOAA or UHF/VHF over-the-air broadcasts.

My recommended approach is to use audio

and video interrupt on all channels, rather than audio-only. The use of audio and video negates the requirement for "in-home devices" and their associated costs. It also eliminates the cost of truck rolls for device installation and maintenance and removes potential liability problems if an in-home device fails. Note that the cost of a typical audio/video interrupt system is no more than that of an audio-only interrupt system.

### Different requirements

The author's company has developed the "Sub-Alert" audio/video EAS system. The Sub-Alert consists of a message generator, telephone access, and switching equipment to work independently of or in conjunction with the encoder/decoder. The system can be configured to include composite IF switches, dual

IF switches, and/or baseband audio/video switches in any combination. Each switch controls eight cable channels and is designed to control the switching in a single rack, minimizing wiring requirements. Since the requirements of every cable headend will be different, the system can be customized to meet most needs. Hundreds of cable channels can be supported.

For emergencies where the encoder/decoder is activated, the encoder/decoder automatically activates the Sub-Alert with a pre-programmed audio/video message telling your subscribers to tune to the emergency channel for additional information. In the event of a local alert, the Sub-Alert can be activated through a touch-tone telephone.

When activated, program audio and video are switched out and a character generated message is switched into the channels. Emergency audio is provided through the telephone handset or from a pre-recorded digital audio player. Video messages can be pre-programmed into the character generator, programmed locally, or programmed remotely via a personal computer and a modem. Memory capacity is 95 pages. The display includes both full screen text and a crawl.

### In conclusion

Unless you can arrange an exemption with the FCC, you must have the new EAS operational no later than July 1, 1997. It is a complex system, and operators should begin planning soon. **CED**

# TIME IS RUNNING OUT

# 4 2 7

## Less Than 427 Days Until EAS Affects You!

The old Emergency Broadcast System (EBS) has been blown out the window and replaced by the new Emergency Alert System (EAS). And you have less than 427 days to comply\*. It means you're going to need some new equipment. But don't panic. We know what you're thinking -- wouldn't it be nice if there was an emergency alert system that could contribute to your overall operation? Because, let's face it, most of the time, most emergency systems sit idle.

Well, SDI has just the solution.

Our ACM (All Channel Messaging) system will handle all the video and audio requirements of an Emergency Alert System for even the largest cable systems,

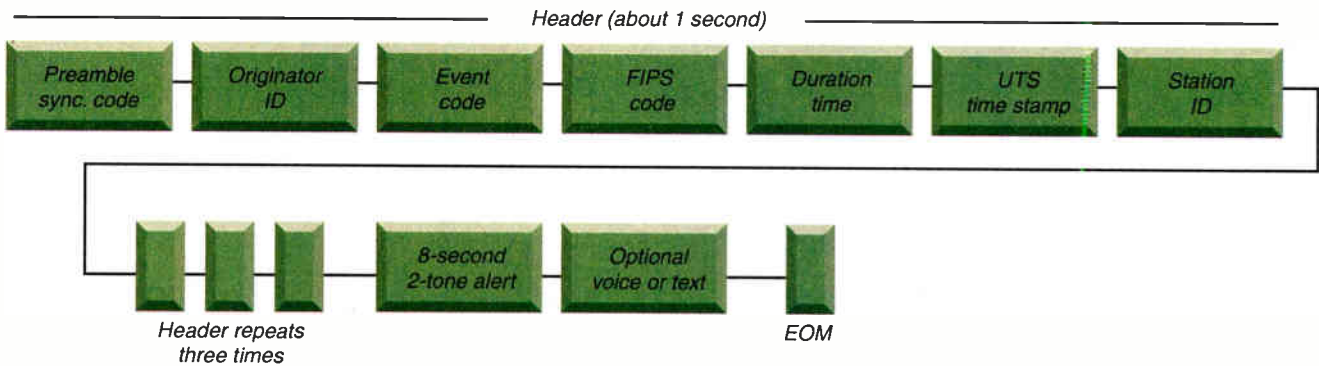
but that's not the best thing about it. When ACM is not busy blowing tornado sirens, flash flood or severe thunderstorm warnings, you can put it to work flashing the community bulletin board or local sports scores. Better yet, use it to advertise and switch that pay-per-view special. We're serious: this is the one emergency system that has enough force to pay for itself. And that's not just a lot of hot air. ACM is a proven system, currently in operation at hundreds of facilities around the country.

With ACM, EAS is a breeze. Contact us now at 800-231-1349 and we'll send you our new brochure that shows you why.

404 W. Ironwood Drive, Salt Lake City, Utah 84115 • (801) 464-1600, Fax: (801) 464-1699  
Copyright 1996. SDI \* Compliance with the new EAS regulations must be completed by July 7, 1997.

**SDI**  
Your Media Solution®

Figure 1: The EAS signal



Federal Emergency Management Agency (FEMA), and the FCC. The FCC will notify the participating networks, wire services, cable networks and program suppliers and common carriers of the selected time window for the test at least four working days (holidays excluded) before the test.”

**What you must provide**

Each local EAS system (cable TV, radio, etc.), must have two signal source inputs to provide redundancy. A data input is also available to monitor other communications sources such as the Radio Broadcast Data System (RBDS), National Weather Radio (NWR), satellite, public switched telephone network, or any other source that uses the EAS protocol.

Cable operators have two options for compliance.

✓You can provide audio and video interrupt on all channels (unless prior arrangements have been made with local broadcasters) with emergency details on one “emergency” channel. Video interruption options include a full screen message or a text crawl.

If a genlocked crawl is used, it must be displayed in an area of the television screen where it will not interfere with other visual messages, such as closed captioning.

✓You can provide an audio signal on all channels with instructions to tune to a specific video channel for additional information. This second approach requires the cable operator to provide special “in-home devices” for the certified hearing impaired. Considering that the average disability rate is 3 percent to 5 percent of subscribers, this could add up to a significant expense to a cable operator.

The audio-only option arose with the passage of the Americans with Disabilities Act (ADA), which requires that the disabled be provided with the same emergency information as the non-disabled. ADA is satisfied with audio/video messaging, but not with audio

only, hence the requirement for “in-home devices” with audio-only messaging. Keep in mind that the purchase and installation of “in-home devices” is the responsibility of the cable company, not the subscriber.

**The EAS signal**

The EAS signal is an FSK modulated digital transmission at 520.83 baud. This slow transmission rate is intended to make equipment compatibility easier and to keep costs down. The signal is an open, non-proprietary protocol. All EAS messages are referenced to the Universal Coordinated Time Code (UCTC).

The EAS protocol is based on NOAA Weather Radio’s Specific Area Message Encoding (SAME) digital signal, which has been used for the past seven years for the automatic distribution of weather related emergencies.

The EAS digital burst contains, in this order:

- ✓Sync. code
- ✓ID of the type of emergency and the origination point
- ✓Event code
- ✓Geographical areas affected
- ✓Alert duration
- ✓ID of the EAS location transmitting the alert
- ✓Date and time stamp
- ✓Two alert tones
- ✓Voice message
- ✓End of message or start of text signal
- ✓Text message
- ✓End of message signal.

✓The portion of the burst from the sync. code to the date and time stamp is referred to as the signal “header.”

Since most activations of the current EBS are weather related, SAME broadcasts from NOAA Weather Radio will become the prima-

**The EAS Activation Codes**

<b>EAN</b> Emergency Action Notification (national only)	<b>FLS</b> Flood Statement
<b>EAT</b> Emergency Action Termination (national only)	<b>FLW</b> Flood Warning
<b>NIC</b> National Information Center	<b>HLS</b> Hurricane Statement
<b>NPT</b> National Periodic Test	<b>HWA</b> High Wind Watch
<b>RMT</b> Required Monthly Test	<b>HWW</b> High Wind Warning
<b>RWT</b> Required Weekly Test	<b>HUA</b> Hurricane Watch
<b>ADR</b> Administrative Message	<b>HUW</b> Hurricane Warning
<b>BZW</b> Blizzard Warning	<b>SPS</b> Special Weather Statement
<b>CEM</b> Civil Emergency Message	<b>SVL</b> Severe Thunderstorm Watch
<b>DMO</b> Practice/Demo Warning	<b>SVR</b> Severe Thunderstorm Warning
<b>EVI</b> Evacuation Immediate	<b>SVS</b> Severe Weather Statement
<b>FFA</b> Flash Flood Watch	<b>TOA</b> Tornado Watch
<b>FFS</b> Flash Flood Statement	<b>TOR</b> Tornado Warning
<b>FFW</b> Flash Flood Warning	<b>TSA</b> Tsunami Watch
<b>FLA</b> Flood Watch	<b>TSW</b> Tsunami Warning
	<b>WSA</b> Winter Storm Watch
	<b>WSW</b> Winter Storm Warning

# digital cable now... ■



## ...from Pace

Digital cable is here. And while others talk, Pace acts.

Our digital cable set-top solutions are available now. We already mass-produce digital satellite receivers for leading world broadcasters.

Our QAM technology is completely MPEG2 DVB compatible and available for most leading conditional access systems.

So stop talking digital cable. Start acting - with Pace.



*The One To Watch*

Circle Reader Service No. 63

Head & Registered Office: Pace Micro Technology Ltd., Victoria Road, Saltaire, Shipley, West Yorkshire BD18 3LF, England.  
Tel: +44 1274 532000 Fax: +44 1274 532010.

Registered in England No. 1672847



The EAS equipment installed by that time must be able to automatically interrupt programming, whether facilities are manned or unattended, to transmit national presidential emergency messages.

Cable operators must have the ability to transmit message codes, the attention signal, emergency messages and the end of message code to their subscribers, along with weekly and monthly testing.

Note that the EAS rules refer to national messages only. State and local messaging is optional according to the federal mandate; however, local franchising rules may require you to provide state and local emergency notification along with the required national emergency notification. Check your local rules to be sure.

### At the operator's discretion

The new EAS mandate also requires the creation of new state and local operational plans. According to the rules, "The EAS may be activated at the State or Local Area levels by broadcast stations and cable systems at their discretion for day-to-day emergency situations posing a threat to life and property. Examples of natural emergencies which may warrant activation are: tornadoes, floods, hurricanes, earthquakes, heavy snows, icing conditions, widespread fires, etc. Man-made emergencies may include: toxic gas leaks or liquid spills, widespread power failures, industrial explosions, and civil disorders."

If you have a superheadend or are co-located with a broadcast station, your equipment requirements may be different from an independently located cable headend. Again from the rules, "Broadcast stations or cable systems that are co-owned and co-located with a combined studio or control facility (such as an AM and FM station licensed to the same entity and at the same location or a cable headend serving more than one system) may provide the EAS monitoring requirements . . . for the combined station or cable system with one EAS Decoder."

Not everyone must implement the new EAS. "Class D FM and low power TV stations are not required to have two tone or digital encoders. LPTV stations that operate as television broadcast translator stations are exempt from the requirement to have EAS equipment." "A broadcast station or cable system may submit a written request to the FCC asking to be a Non-Participating National (NN) source. The FCC may then issue a Non-Participating National Authorization letter. NN sources must go off the air during a national EAS activation. NN

sources may voluntarily participate in the State and Local Area EAS. Participation is at the discretion of broadcast and cable system management and will be in accordance with the provisions of State and Local Area EAS Plans.

"If the required EAS sources cannot be received, alternate arrangements or a waiver may be obtained by written request to the FCC's EAS office." Keep in mind that, even

## Each local EAS system must have two signal source inputs to provide redundancy

if you are an NN source, local franchising guidelines may require local and state EAS participation. If you are an NN source, and a presidential emergency occurs, you must go off the air for the duration of

the emergency. At this time, there are no other exemptions for cable systems. If you aren't an NN source or haven't received a waiver from the FCC, you must implement the EAS.

Local broadcaster interruption is optional. If you have reached agreement with a participating local broadcaster, you do not need to interrupt that channel. All other channels must be interrupted during an alert.

All EAS equipment must have the ability to monitor at least two of the EAS sources assigned by the FCC. This provides a means of redundancy for receiving the EAS signal. Additional detail is provided later in this article.

### How EAS works

A presidential EAS activation will take priority over any other alert and will preempt any other alert in progress. Other than national alerts, messages should be transmitted with the following priority: Local Area Messages first, State Messages second and National Information Center (NIC) messages last.

The EAS is a digital signal that can be sent through any audio channel. The transmission is about one second in duration and is repeated three times. Resolution can be as large as national in scope and as small as one-ninth of a county.

The two-tone signal remains as a part of the protocol for sending EAS messages and will

be used to alert the slightly hearing impaired of an emergency.

There are 24 authorized event codes listed in the rules, ranging from tornado to flood warnings.

EAS is compatible with NOAA weather radio and uses a standard, non-proprietary protocol. By July 1, 1996, at least 95 percent of the country will be covered by NOAA transmitters. This is important since NOAA will be a source of many of the local or regional alerts which are generated.

National emergency messages will include information about the originator of the message, the event, location and valid time period. At the headend, this requires digital equipment with a signal encoder/decoder which is used to drive the additional equipment needed to deliver the emergency information over the cable system. This is the equipment which you will be installing.

EAS equipment manufacturers are required to provide some means of protection to prevent unauthorized access to EAS encoders and decoders. Also, the equipment must be capable of issuing alerts and tests in languages other than English. Eventually, the EAS signal will be accessible by pagers, telephones, cellular phones and other communications devices. The method of accessibility has not yet been determined. Both an EAS decoder and an EAS encoder are required at each site. This makes every site both a receiving station and a transmitting station to other EAS sites.

Weekly and monthly testing of the system is required. The weekly tests can be performed at any time within the day after the test message has been received. Monthly tests must be transmitted within 15 minutes after receipt. The weekly tests are performed at random days and times and may be on-air or unobtrusive. The monthly must be on-air and must include an attention signal of at least eight seconds, the transmission of the digital codes, test audio, and the end of message code.

Monthly tests in odd numbered months will take place between 8:30 a.m. and local sunset. During even months, these tests will occur between local sunset and 8:30 a.m. The monthly test messages will originate from state or local primary sources. Nationally sourced tests will also be conducted.

Again from the rules, "Closed Circuit Tests (CCT) of National Level EAS shall be conducted on a random or scheduled basis not more than once a month and not less than once every three months. Test times will be selected by the White House in coordination with participating industry personnel, the

# Save Lives! Save Money!

## TFT EAS 911 - Low Cost, Easy Solution!



### Practice/Help

Keys allow training and practice without system interruption.

### "User-definable 'Event' and 'Location' keys"

Area specific. Makes Required Weekly Test a 10-second automated task.

### User-friendly programmable front panel

Large, lighted keys are as easy to use as your bank's ATM.

### Digital Voice Recorder

Plays back pre-recorded announcement and specific emergency messages.

### 24-column printer

Logs every incoming and outgoing message for FCC record-keeping.

# TFT INC

Sound Quality for Over 25 Years!

3090 Oakmead Village Drive  
Santa Clara, CA 95051-0862  
Phone: (408) 727-7272 Fax: (408) 727-5942  
Toll Free: 1-800-347-3383  
E-Mail: eas911@aol.com

### TFT EAS 911 EAS Encoder/Decoder Now FCC Type Certified for Cable!

After 4 years of development & testing, with the FCC and the cable industry, TFT leads again with an EAS Encoder/Decoder that speeds emergency messages to your subscribers quickly and selectively. Using TFT EAS 911 as the "engine" for EAS, cable systems can automatically relay life saving information within seconds.

TFT's 25 years of experience in manufacturing quality products will make EAS low cost and easy for your cable system. TFT also has a full line of complementary products and accessories, especially for EAS.

TFT EAS 911 is the **Low Cost, Easy Solution** to comply with the new FCC EAS Rules. That's why IAS, Albrit, Idea/onics, Chyron, and B.S.S. are using EAS 911 as an "engine" for their EAS character generators.

**Call: 1-800-347-3383**

# Implementing the Emergency Alert System

What operators must do, and when



*Cable operators may soon be required to inform the public of emergencies like natural disasters via the Emergency Alert System. Photo courtesy of The Weather Channel.*

By Steve Fox, Eastern Regional Sales Manager, Mega Hertz

The new FCC mandated Emergency Alert System (EAS) will soon be a reality. In order to properly integrate EAS in your headend, it is important to understand what is required and what equipment you will need. The purpose of this article is to help you gain that understanding.

First, let's look at the history of emergency alert. In 1951, the CONELRAD system was developed to notify the public audibly in the event of a national emergency (most likely in the event of a nuclear emergency). The primary method of notification was the Civil Defense or air raid siren, many of which are still in use today.

The Emergency Broadcast System (EBS) was established by President Kennedy in 1963 and mandated broadcast stations to transmit emergency messages to the public, thus adding audio text notification. This is the system currently in use (until July 1, 1996). The National Association of Broadcasters (NAB) petitioned the FCC in 1989 for a rule to shorten the two-tone alerting signal used by the EBS and to revise other operational aspects of the system. Later, the Society of Cable Television Engineers (SCTE) established its EBS working group to explore the most efficient and cost-effective method of reaching cable subscribers during an EBS alert.

Between 1991 and December 1994, the FCC looked at ways to modernize the EBS.

In 1993 in field trials in Denver and Baltimore (two distinctly different geographical areas), 11 new EBS systems were tested to evaluate the impact of new technologies on emergency broadcast. Representatives from broadcast stations, cable television, satellite transmission companies, emergency management agencies, engineering consulting companies, amateur radio organizations and equipment manufacturers all took part.

The end result was the realization that the current EBS technologies in use were too limited for present day requirements, and that new technologies were better suited for current and future needs. A decision was made by the FCC to "... adopt a mandatory standard digital protocol

**The Commission has granted an additional year for the cable industry to be on-line**

with a flexible architecture usable by many kinds of transmission media." Thus, the EAS was born.

## The rules

The purpose behind the new EAS rule-making follows. "The EAS provides the President with the capability to provide immediate communications and information to the general public at the National, State, and Local Area levels during periods of national emergency. The EAS is composed of broadcast networks; cable networks and program suppliers; AM, FM and TV broadcast stations; Low Power TV (LPTV) stations; cable systems; and other entities and industries operating on an organized basis during emergencies at the National, State, or local levels. It requires that at a minimum all participants use a common EAS protocol . . ." This means that if you are a broadcaster or a cable operator, you are, in all likelihood, required to implement the new EAS. Those who are not required to add the system will be discussed later in this section.

Broadcasters must have the new EAS operational on or before July 1, 1996. Since cable television was not required to participate in the old EBS, the FCC has granted an additional year for the cable industry to be on-line. The implementation date for cable is no later than July 1, 1997.

*quantum  
reach*

• QR •  
**TEN YEAR  
WARRANTY**



CommScope  
**GI General Instrument**

QR.<sup>®</sup> Over 250,000  
miles of exceptional  
performance and  
reliability.

With an installed base of 250,000 miles worldwide, QR has become the standard of performance and reliability. And now, CommScope delivers a ten-year warranty, too. Why? Because we know that only the finest engineering and quality manufacturing could produce a cable this reliable. Cable that will withstand the very worst conditions that Mother Nature can dish out. For more information about QR or our new warranty, give us a call at 1 800 982 1708.

We're CommScope...

**Cabling the Information Superhighway.**

PO Box 1729 / 1375 Lenoir-Rhyne Blvd.  
Hickory, North Carolina 28603-1729  
Phone 800 982 1708 704 324 2200  
Fax 704 328 3400  
<http://www.commscope.com/>



We're CommScope...  
Cabling the Information Superhighway

## ◆ NATIONAL SHOW COVERAGE

supports a number of systems owned by Comcast, Southwestern Bell, Cox, Media General and Western Communications. In addition, it's currently used in 15 Time Warner markets.

CBIS also announced the availability of its cable subscriber management and billing solutions in a managed environment. The company will run both the CableMaster 2000 Subscriber Management and Billing System, and ICOMS, which adds cable telephony capabilities to CableMaster, in its data centers in Cincinnati and Orlando, Fla.

Through this offering, CBIS is able to provide cable and integrated cable telephony providers with features such as 24-hour system availability and immediate response time. Managed billing and customer care clients can have real-time, on-line access to their data as if it were being processed on site. CBIS will also offer features including redundant data processing and disaster recovery.

West End Systems Corp. has formed a partnership with CrossKey Systems Corp. to provide management capabilities over hybrid fiber/coax networks.

The West End system incorporates CrossKeys OpenKnowledge software, which was developed to provide support for new and emerging service technologies in the business, communication and entertainment industries. OpenKnowledge is key to the management of the West End WestBound 9600 broadband access and transmission technology.

The companies' agreement revolves around cooperative marketing and product development.

### Fiber optics

Larry Stark, the Ortel executive who made headlines three years ago by proclaiming 1550 nm lightwave technologies "dead," said at one point during the show that the concept isn't dead after all. As evidence, Ortel used the National Show as a platform to unveil its new 1550 nm components, which will be used by as-yet undisclosed OEMs in the optical products they sell to cable MSOs.

The new product line consists of an externally modulated transmitter for U.S. and European frequency configurations; an erbium doped fiber amplifier touting 40 or 80 milliwatts of output power, depending on customer requirements; and a high input-power optical receiver.

Stark, business manager and vice president of broadband communication products, said that "1550 nm technologies are very much alive again," because of an industrywide need for equipment that enables network consolidation. "The situation is different now—the tech-

nology has matured, and broadband networks are reaching the point where 1550 is a good solution," he said.

Each of Ortel's system components were developed internally, which Stark said will differentiate its line from competing 1550 nm optical equipment providers. One example is Ortel's optical receiver, which operates with "ultra-low" distortion at input power levels of +2 dBm, Stark said.

Ortel also announced a family of new DFB lasers for point-to-point hybrid fiber/coax networks. The Series 3631A, 3631B and 3631C lasers provide both broadcast and targeted digital channels on a single fiber within an HFC network. By transmitting analog television signals and digital signals on the same fiber, the DFB laser enables HFC network operators to serve their traditional cable television customers while offering new services such as Internet access, telephony and video-on-demand.

The point-to-point lasers consist of a high performance DFB laser integrated with a flexible RF predistortion circuit board. The combined laser and predistorter operate with very low CTB and CSO distortion over the frequency range of 42 to 750 MHz. The Model 3631 A/B/C lasers are available at power levels from 1 mW to 5 mW.

Harmonic Lightwaves Inc. announced the availability of the MAXLink 1550 nm transmission system for broadband networks. Incorporating the company's SBS suppression and patented performance doubling technology, the MAXLink system offers high launch power and performance at 1550 nm. Users can launch 17 dBm into a single fiber with no SBS, company executives said.

The MAXLink is suited for long distance transmission and a variety of evolving applications, such as interconnecting cable system headends and telecom central offices.

Harmonic Lightwaves also introduced a new strand-mount optical node, the HLR 3830, as the first of its new PWRBlazer family of optical nodes. The new device integrates optical receivers, a multiple, high-output level amplifier and a return path transmitter in one package to facilitate full interactive data and video services. The node is available for immediate delivery.

And finally, the company unveiled an element management system, NETWatch, for the transport layer of broadband communication networks. The new system, which operates on a Windows-based platform, enables cable operators to monitor, manage and control the performance of their system from a central office or remote location. The standard NETWatch system (HEM 5000W) includes

four components: the computer software, the computer (a mouse-driven 486 or Pentium PC running Microsoft Windows), a transponder and a serial port interface. Volume shipment of the system is scheduled for June 1996.

C-Cor Electronics Inc. showed off its AM fiber optic transmission system and its I-Flex family of amplifiers at the Show. The transmission system, which features Ortel's high performance 1310 nm DFB technology, utilizes a three-rack unit design that allows up to eight transmitter plug-ins. The system consists of 750 and 862 MHz forward path transmitters and receivers, and 5-200 MHz return path receiver modules. It meets NTSC, PAL and Cenelec standards and has AC and DC power options that provide 4-16 milliwatts of power.

C-Cor also displayed its new 862 and 750 MHz I-Flex Global family of amplifiers. This family of products was developed using power doubling hybrid technology.

Pirelli made its entrance into the cable TV signal transmission market with the introduction of a high-performance 1550 nm optical amplifier system. Consisting of a linearized externally modulated transmitter, an optical amplifier and a receiver, the system is available in 17 dBm and 13 dBm output power options. It includes built-in SBS suppression, distortion compensation and an optional automatic gain control.

Comcast Cable Communications announced that it will interconnect its Baltimore headends using a digital fiber optic transport system provided by ADC Video Systems. The order, valued at about \$2 million, calls for Comcast to install ADC's DV6000 transport equipment in Baltimore, which serves 400,000 subscribers.

### Developments at the component level

VLSI Technology chose the show as a platform to introduce its VES1514, a single-chip receiver for the digital cable market that is DVB-C compliant. The receiver integrates QAM demodulation, forward error correction, adaptive equalization and descrambling functions.

At the board level, Matrox Video Products Group demonstrated its new QMPEG-2, a four-channel, PCI-bus MPEG-2 audio/video decoder board designed for OEMs and system integrators of MPEG-2 video servers. The QMPEG-2 cards can be integrated directly into low-cost PC-platform servers, enabling suppliers to replace "black box" decoders.

The QMPEG-2 features full CCIR-601-composite and Y/C video, full screen overlay for menus and graphics, and independent genlock on each channel. The card also offers transport demultiplexing and program, PES, audio and video elementary stream decoding. **CED**

# DAWN... THE SATELLITE COMMUNICATIONS SPECIALISTS

## Professional

Before Dawn, end-users were in the dark about details relating to satellite communications equipment. Dawn Satellite specialists are meeting the product and service needs of today's commercial satellite users.

As product providers for the Radio, CATV, Broadcast TV, and Educational markets, we employ experts who can competently advise you on all your communications needs.

And, unlike some companies, our commitment to you does not end there — we continue to provide engineering and technical support even after the sale.

Dawn Satellite delivers only quality products with unparalleled service, in a very cost-effective manner. We will prepare you to meet the dawn of a new age in satellite communications.

**Call Toll Free  
1-800-866-6969**

## Expertise


Dawn Satellite is dedicated to shedding light on all of your satellite communications requirements. Some products and services provided are:

### Products:

- ◆ Digital Ready LNB's
- ◆ Satellite Antennas
- ◆ Block Translators
- ◆ Downconverters
- ◆ Satellite Receivers
- ◆ Cable and Connectors
- ◆ Antenna Motorization Systems
- ◆ Accessories

### Services

- ◆ Technical Assistance
- ◆ Design and Engineering
- ◆ Installation
- ◆ Field Service



**DAWN  
SATELLITE**

"Come Visit us at SCTE Booth #420"

Circle Reader Service No. 59

3340 South Lapeer Rd., P.O. Box 9, Lake Orion, MI 48361 (810) 391-9200 Fax: (810) 391-9207

*The Satellite Communications  
Equipment Specialists*



**Instead  
of promising  
the  
moon**

**...we're  
bringing  
digital  
video  
down to  
earth.**

Digital video isn't tomorrow's technology. At least not for SeaChange International. Because right now, SeaChange digital video servers are sending digital video files to thousands of broadband television channels. In all sorts of network configurations. In hundreds of markets. Every day. For SeaChange International, digital video isn't about promising the moon. It's about delivering in the real world.



**SEACHANGE  
INTERNATIONAL**  
AT WORK IN THE REAL WORLD

PHONE: 508.897.0100 • FAX: 508.897.0132  
INTERNET: <http://www.seachange-tech.com>

**"See us at SCTE Booth #285"**



hooks himself up illegally or tampers with his convertor box in order to receive free premium services.

5. Local dealers. Dealers are those who traffic in illegal decoders, advertising them in newspapers, electronics magazines, at flea markets and through word-of-mouth.

### Diagnosing the problem

The following are telltale signs indicating theft of service problems:

- ✓Is pay penetration substantially lower than adjacent area systems?
- ✓Are disconnects increasing to a level above what was once considered normal?
- ✓Is convertor recovery low on disconnects?
- ✓Are above normal numbers of customers reporting lost or stolen convertors?
- ✓Upon check-in of convertors from the field, are convertors returning modified or with signs of tampering?
- ✓Are you experiencing high convertor or trap losses from your warehouse?
- ✓Do technicians find illegal devices during service calls?
- ✓Do CSRs receive many calls requesting premium channel guides or PPV information from customers who do not show premium service activity?

If you have answered "yes" to any of the above, and if you have not already done so, we suggest you try to quantify the problem. Below, you will find some suggestions:

- ✓Run a sample audit (5 to 10 percent of homes passed) in different demographic neighborhoods.
- ✓Run PPV stings after major events using 800-telephone numbers.
- ✓From stings, you may be able to pinpoint relative degrees of theft from the non-sub, basic-only and pay homes universe.
- ✓Audit your internal records, including administrative problems—discrepancies between disconnect reports and convertor inventories vs. actual performance.
- ✓Contact state and federal agencies to obtain lists of convicted distributors of illegal equipment to your area. The FBI keeps extensive records of convicted interstate distributors.

Discuss the legal aspects of cable TV theft with local law enforcement agencies, public officials and local press. Points that should be covered are as follows:

- ✓Are there local laws that apply to cable theft? What are the state and federal statutes that apply toward theft of cable TV service?
- ✓What are the penalties?
- ✓Contact the local district or state attorney's

office to get assistance in prosecuting illegal users.

- ✓Are they willing to publicly support your efforts?
- ✓Call all local news agencies to explain the problem and ask for their support. If you advertise through local media, also contact your sales representative. In most cases, they will tell you they do not have any input as to news coverage, but we found them to be key in swaying news coverage during our amnesty campaign period.

### Auditing

- ✓Has your system staff committed to actively look for and combat theft of cable TV services?
- ✓Do you have the appropriate resources to conduct a full amnesty campaign (CCP staff,

lined for all associates?

- ✓How will your system handle potential public backlash?
- ✓Have associate committees been formed or discussions held with associates to measure their interest in cable TV theft, and to receive their input on cable TV theft?

We recommend that until the system management has addressed all of the above issues and come to agreements on the above, that a system amnesty program *not* be implemented. We feel it is very important to fully commit to the program and not sway from a planned course of action. Customers have heard the rhetoric on how cable operators plan on prosecuting cable thieves before; therefore, as an industry, we need to develop credibility among these kinds of programs.

### The campaign

What exactly is an amnesty campaign? An amnesty campaign for our system was a specified period in which we conducted a "No Questions Asked" program, offering customers who were illegally hooked up or who had altered equipment a legal way of obtaining premium services and/or a way of becoming a legal paying customer without facing penalties.

Because cable TV theft is a *criminal* offense, legally, a cable operator cannot grant amnesty. However, cable companies may agree not to take action or file a complaint. The willingness to not seek prosecution for a limited time constitutes the basis of an "amnesty" program. Additionally, in our system, by working with local law enforcement officials, they also agreed not to pursue any investigations in which we granted amnesty.

### Amnesty strategy

- ✓Enlist the support of adjacent systems. This will make your efforts more newsworthy and increase local awareness.
- ✓Enlist the support of affiliate program suppliers.
- ✓Enlist the support of law enforcement officials.
- ✓Launch the campaign at a well-attended press conference. In general, the best days for press conferences are Tuesday through Thursday—those are usually slow news days. The press conference should be held prior to 11:30 a.m. to maximize press coverage and meet 5 p.m. news deadlines.
- ✓Limit amnesty period to a maximum 45-day period. This may help increase media attention.
- ✓The campaign should be divided into three equal parts:

## TAKE A NUMBER

The Amnesty program is almost over!

If you're stealing cable TV, your days are numbered. Cable theft is a criminal offense - punishable by up to one year in jail, a \$10,000 fine, or both. Don't take the risk. Sign up for cable amnesty by calling Jones Intercable today at 800-700-0798. Either way, we've got your number.

*"Because there's a new way to Pay for Pay TV... But It Could Do A Real Number On Your Name!"*

JONES INTERCABLE  
It's A Smart Choice.

One of the advertisements from Jones' amnesty campaign.

auditing teams, etc.)?)

- ✓How committed is your system to treating cable thieves with respect and as potential revenue producing customers?
- ✓Is your system willing to spend the money and resources to hire lawyers or detectives to seek prosecution of cable thieves?
- ✓Is your system willing to commit the necessary marketing dollars to successfully deliver the message to your customers?
- ✓Does your system have a policy already set to deal with an amnesty campaign? Is it out-



**O**ur new FiberWizard™ Mini-OTDRs have  
the world's shortest deadzones  
so you can see what you've been missing.



**Old deadzone.**

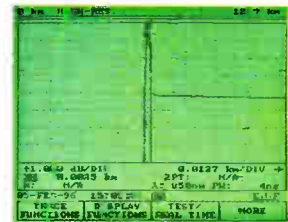


**New deadzone.**

You don't have to live with long deadzones anymore. Now you can get accurate Mini-OTDR traces showing virtually every event – no matter how closely spaced they are.

You can do it because the new Laser Precision FiberWizard family has typical deadzones as short as 2.5 m. (The shortest in the world!)

Using a higher bandwidth and shorter pulsewidth, our engineers have dramatically shortened these blinding reflections so you're not left hanging and guessing.



**For singlemode and multimode, the Wizard works wonders.**

Get the complete picture from any of seven different high-resolution models for datacom, CATV and telephony. Plus, all our easy-to-operate FiberWizards offer optional visual fault location for even greater versatility.

For over 25 years, we've made nothing but fiber optic test equipment to help you easily see what's happening in your cable. Call us toll-free or write today to learn more about the FiberWizard Mini-OTDR you're missing.



We're easy to work with.

109 N. Genesee St., Utica, NY 13502 315/797-4449 or **1-800/443-6154, ext. 450** Fax: 315/798-4038

Circle Reader Service No. 66



A. Education. Inform customers of what cable theft is, how it hurts the community and of costs to honest, paying customers.

B. Information about penalties and the resources available to detect theft.

C. Let customers know what will happen to them if they are caught.

The campaign messages should start light and progress in tone and seriousness as the end of the campaign approaches. In our system, we found that this created a level of anticipation and anxiety. Also, seek to upgrade each violator turning himself in. In our system, we experienced a 220 percent pay sell-in. It's also important to keep the press informed of developments. Book a system representative on local talk shows (TV and/or radio) to discuss the subject.

If appropriate to your system, include all material in a bilingual format or create material in appropriate languages to communicate with your other major demographic groups. In addition, at the same time that you launch an "amnesty" campaign, launch an audit team. In our system, we did not do both simultaneously. We contracted a detective agency to follow up on theft leads after the amnesty period. We feel that at a minimum, twice as many customers would have turned themselves in, had we simultaneously started an audit program. Throughout the campaign period, mix 15 percent of all media buys with "image" type ads. With all the negativity in the air waves, you want to make sure you reassure your legal customers that you are doing this for them.

- ✓Finally, follow up on all cable theft leads.

### Amnesty logistics

The following action steps were determined for our system. Your individual system may require more.

1. We agreed on a 45-day "amnesty campaign" period.

- ✓Created all media material with a call to action, except for the image component.
- ✓We felt a longer campaign period would diminish the news value and impact.

2. We agreed on a three-phase "amnesty" campaign.

- ✓Based on our demos, we created separate Spanish language pieces for our campaign.
- ✓We decided to stay away from preaching on the morality issues. We felt it would diminish our message, due to possibly opening up the campaign to debate.

3. We agreed to involve as many local authorities as would support us.

- ✓The local chief of police agreed to support

our action plan. In addition, he appeared at all of our press conferences to show his support and to answer media questions (this also helped turn our press conferences into media events).

4. Prior to any announcements of amnesty being made, we conducted several PPV event stings. In each case, we sent a scrambled signal prior to the start of the event or at termination of the event advising viewers to call an 800-number to register for their free T-shirt. The message could only be seen by customers illegally descrambling our services.

5. We determined that in order to increase our results and maximize media coverage, we would give customers complete amnesty, including the waiving of tampered box charges and for lost or damaged convertors.

- ✓At the time, we felt that our convertors were being swapped for tampered boxes.

- ✓The strategy confirmed that within our system many boxes get swapped.
- ✓The strategy also paid off by providing additional violator leads because boxes were coming in from customers who swapped the box, and the box *they* had belonged to

another customer's account.

6. We created a "theft of cable TV hotline." This was an 800-number where customers could receive, through numeric prompts, information on cable theft, or leave anonymous messages.

7. We created a three-part NCR "amnesty guarantee" form, to be given to those customers who turned themselves in.

8. We created an in-house committee that decided on tag lines, scripts and print material. We also worked with a local agency on print material.

### Local media coverage

1. Determine if local coverage can be turned into statewide or national coverage, i.e.:

- ✓Our local Oxnard efforts were covered by a Santa Barbara ABC affiliate.
- ✓In the following weeks, several Los Angeles cable theft stories aired.

2. Launch your campaign at a well-attended press conference.

## A second press conference is a great forum in which to thank loyal, paying customers

✓Present at least three speakers with different perspectives of the problem. We presented general manager, the local chief of police and a system engineer.

✓Pass out press kits that include: theft of cable TV facts sheet; press release on details of amnesty program; related articles and coverage; state, federal and local statutes; slicks; amnesty guarantee forms; and sample questions you want addressed.

✓Maximize media pick-up by scheduling press conferences Tuesday, Wednesday or Thursday by 11:30 a.m. to meet evening story deadlines.

✓Arrange a room large enough to accommodate TV crews and mikes.

✓If available, have your LO department record the press conference and make tape available to the media. We aired the press conference on our LO channel the same evening.

3. Follow up during amnesty period.

✓Build momentum by providing the media with weekly information.

✓Book a spokesperson on as many talk shows as possible. We were successful in booking GM on three radio talk shows, and obtaining five interviews for our marketing manager. Several of the interviews were conducted on the Spanish language radio stations. In addition to the press conference coverage we received from broadcast TV stations, they conducted an additional three interviews with system spokespersons during the amnesty campaign period.

✓We preempted all PPV channels on three occasions to transmit a scrambled signal (was a loop tape) advising customers that they were able to watch this program, close they were in violation of state and federal statutes (we actually listed several of them). We also asked them to turn their illegal equipment into our offices ASAP.

✓We sent out a press release, in advance of the fact that we were going to "talk to illegal boxes" on that day, and that subscribers tune-in to the PPV channels if they want to see if they had an illegal box.

✓The press release was picked up by our media sources and generated interviews with company spokespersons.

4. At the conclusion of the amnesty program, conduct a second press conference to announce successful results of the campaign.

✓It is also a great forum in which to thank loyal, paying customers and announce anything special you may be doing for them.

✓The weekend after the press conference we held a '40s dance event in celebration of our success and provided free tickets to all customers wishing to attend.

✓At the final press conference, unveil that now that the amnesty program is over, you will increase your efforts to audit the system, aggressively pursue cable theft leads, and file civil and criminal charges where and when appropriate.

## Oxnard's results

Negativity. Initially, we received calls from customers offended by the delivery of a direct mail theft of service campaign piece to their homes. In hindsight, our direct mail piece should have been in a lighter tone, or used as a last-chance offer piece. In addition to the above, throughout the campaign, we received calls from customers complaining about the media bombardment on the theft of service campaign. In general, the number of calls numbered below 100 in a 39,000 subscriber system.

Publicity. It is hard to estimate the overall value of all of the positive publicity we received. Our initial press conference was the lead story on the local ABC affiliate and UPN affiliate. We were a featured story on four local radio stations and obtained a total of six interviews for company spokespersons on radio, and four on local broadcast TV. We also generated five news stories in the local newspapers. In general, just as many customers that complained, complimented our campaign. We feel that we created extreme awareness of the problem.

To date, we continue to receive tips from customers about cable theft on our cable theft hotline and CCP.

Payback. Although it is too early to judge the return on our investment, overall, we feel

we have been very successful. Suffice it to say, that our budget for '96 is very aggressive, and when planned, we counted on the success of this campaign to increase PPV and premium pay revenue.

It is very difficult to know how many illegal convertors were simply thrown away. Many acquaintances have acknowledged that they know of persons in the community who have either simply disconnected their illegal equipment or thrown it away.

Initially, we felt that many customers who had illegal equipment would simply wait to see if we really meant what we said. Our feelings have been confirmed by the fact that several customers turned in equipment once our amnesty program was over due to a news story regarding our hiring of a detective agency to follow up on theft leads.

Our policy on these individuals has been to receive the equipment and still forward their names to our detectives in order to seek restitution. We feel that customers must understand that we are serious, in order to prevent future theft.

Our current return on the program is as follows: Customers who turned in illegal equipment—278; illegal convertors recovered—295; illegally hooked up individuals converted into full paying customers—39; total number of persons who took advantage of our amnesty program—317; pay sell-in—205 percent.

Based on the above numbers, we have estimated a 10-month pay back. Our pay back model does not represent additional revenue generated, such as PPV buys, additional premium channel buys or recovered

revenue through our audit.

In addition to the above, the model does not represent any estimate on the number of customers who have thrown away their illegal equipment. **CED**

## Acknowledgements

Without the help or contributions of the following individuals or organizations, we would not have had as successful a campaign as we did: Dawn Callahan, SQIM, Oxnard system, and Gregg Nagel, production manager, Oxnard system, for the writing and production of our broadcast TV spots—"Special Announcement," "Commitment to Service," "Commitment to Low Prices," "Cable Theft Patrol" and "We've Got Your Number." Johanna Trumba and Hamilton & Associates, for their creative work on our direct mail piece and creation of our local print ads. Dean Westmoreland, American Movie Classics, The National Cable Television Association's Office of Cable Signal Theft for providing research, the use of its "Pinstripes to Prison Stripes," "Wallet," and "Thieves Have Rights" print ads, and for the use of its "FBI" and "Jail" broadcast TV spots. Showtime Networks for providing the initial "Combat Kit," in 1985. Greg Amerson and HBO, for their research help, participation and use of their "George Foreman" theft spot. Jeff Jones, general manager, Jones Intercable Oxnard System, for providing the support to successfully carry out our "Theft of Service Amnesty Campaign."

*This article is reprinted with permission of the NCTA.*



# FLIGHT TRAC INC

## Airborne Signal Metering

...with the accuracy of GPS and powerful detailed street mapping software!

now featuring: closeup "HotSpot" maps as a standard part of our new *enhanced* format report.

- Plus:
- GIS Compatible Test Results
  - Dual Channel Noise Tracking
  - Accurate Traceable Calibration

## FLIGHT TRAC INC

...the recognized leader in Airborne Signal Leakage Testing

Call or Write Today for a Free Brochure

10108 32nd Ave. W. Suite 2-B  
Everett, WA 98204

Phone: (206) 290-9800  
Fax: (206) 290-9338

Circle Reader Service No. 67

See us at the  
SCTE Cable-Tec Expo  
Booth # 537

# Time Warner Cable From legal action to education NYC attacks theft at all levels

By Kathleen Scopp, Vice President and General Counsel, Time Warner Cable of New York City; Barry Rosenblum, President, TWC-NYC; and Daniel J. Lefkowitz, Trial Counsel, Time Warner Cable

Editor's note: This is the second winning paper in the NCTA's signal security contest.



Time Warner Cable of New York City ("TWCNYC"), a division of Time Warner Entertainment Company, L.P., is a cable television operator

which serves more than 1 million subscribers throughout its franchise areas, which include all of Manhattan and Queens, N.Y. and parts of Brooklyn, N.Y. This is the largest cable cluster in the United States. Our headquarters is in Manhattan, and our five area offices are located in Woodside, College Point, Flushing and

Jamaica, Queens, and Park Slope, Brooklyn.

We secure our system initially by providing each TWCNYC subscriber with one of three different types of addressable convertors and decoders manufactured by Jerrold, Tocom and Pioneer. These devices communicate with TWCNYC's facilities and enable subscribers to access and view the exact level of programming services to which they subscribe.

Additionally, for over 10 years, we at TWC-NYC have aggressively combatted the theft of cable services. However, as the magnitude of theft of services grew significantly in our franchise areas (and nationwide) in recent years, we felt we had to do more to protect our system and programming services. To that end, we designed and implemented a comprehensive program to secure the integrity of the system and to aggressively prosecute those who engage, or assist, in the unauthorized interception of cable television programming services at all levels.

Specifically, TWCNYC targeted theft of programming services by individual subscribers and commercial locations, and those who engage in the manufacture, sale or distribution of pirate cable television decoding devices and equipment. TWCNYC worked with federal law enforcement agencies, private investigators and legal experts; employed electronic countermeasures; conducted a tap audit campaign; and instituted a theft-of-services hotline.

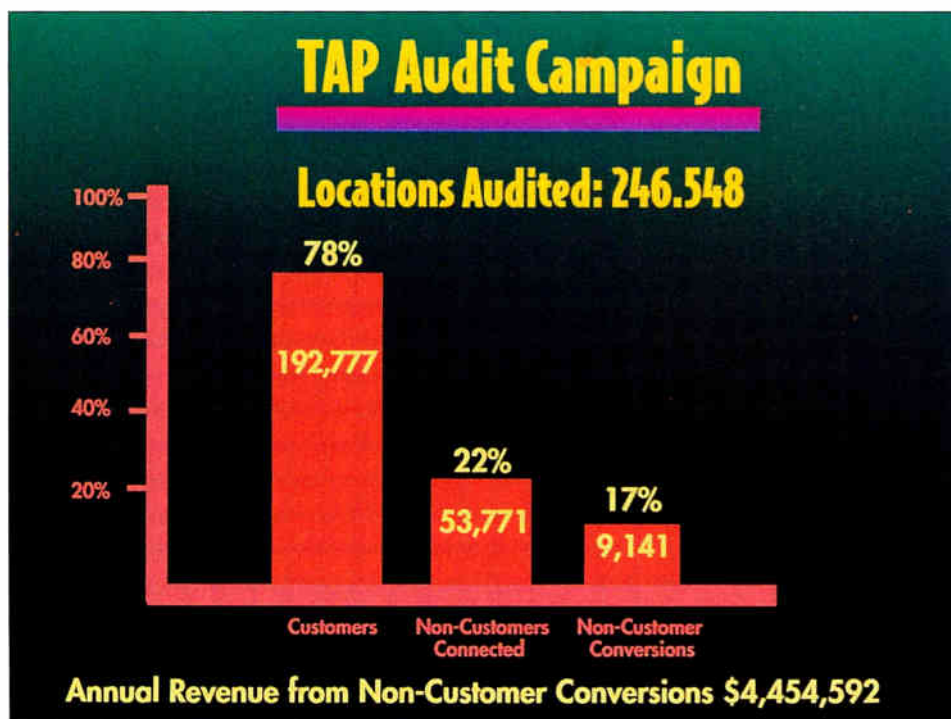
We further committed resources to educate our subscribers about the harm TWCNYC suffers from theft and the consequences of engaging in such theft. As discussed below, TWCNYC's educational efforts included television public service announcements, print advertisements and direct mailings. In addition, where appropriate, we publicized the results of some of our anti-theft efforts in order to spread a message of deterrence to those who would steal programming services or enable others to do so.

## Program implementation and results

1. Investigation and civil prosecution of major manufacturers. TWCNYC utilizes private investigators to identify and investigate distributors of pirate decoding devices throughout the United States which sell such devices into TWCNYC's franchise areas. Common sources of such investigations are print advertisements containing "1-800" telephone numbers. Such advertisements are found in myriad publications, including science and technical magazines such as *Popular Mechanics* and *Nuts and Volts*. These investigations have resulted in the civil prosecution of numerous distributors of such devices, including such major distributors as Freedom Electronics Inc., U.S. Cable Inc., and Cable Box Wholesalers Inc. Freedom Electronics operated in Florida, U.S. Cable operated in Florida and New York, and Cable Box Wholesalers operated in Arizona.

In each of TWCNYC's investigations and resulting civil prosecutions against Freedom Electronics, U.S. Cable and Cable Box Wholesalers, TWCNYC's investigators made controlled purchases by telephone of pirate devices, attempting in the process to elicit valuable admissions from the sales representatives. In the investigations of U.S. Cable and Cable Box Wholesalers, the telephone conversations were recorded on audio tape which was later transcribed for use as evidence in the civil cases.

Upon receiving the devices they purchased, TWCNYC's investigators conducted tests to determine each device's descrambling capabilities. These tests simply involved connecting each device to TWCNYC's cable television



The results of Time Warner Cable of New York City's tap audit.

# CONTEC. REPLACEMENT REMOTES YOU WON'T HAVE TO REPLACE.

Are your remotes becoming casualties of poor reliability and quality? If so, Contec has the solution.

- Low-battery indicators
- 5-year replacement warranty
- Dual transmitting-diodes
- Meet/exceed OEM specs for performance and quality
- Near zero failure rate
- More than 35 models —  
1-ways, 2-ways, universals
- Wear-proof overlays
- 3-tab battery covers

To learn more, call  
**800-382-2723**. It's your  
direct line to fewer  
costly service calls.

**CONTEC**<sup>™</sup>

*First In Converter Repair*

**"See us at SCTE Booth #517"**

Circle Reader Service No. 68





system and observing unscrambled premium and pay-per-view programming. The tests were carefully documented, and the devices were secured for use as evidence in the civil cases.

The investigators then identified the business organization of each of the pirate decoder sale operations, including the identities of corporate parents, shareholders and the officers responsible for business conduct. They further identified any known corporate assets, including bank accounts, which were generated by these identities from the illegal sale of pirate cable decoding devices.

When such investigations were completed, TWCNYC, in conjunction with outside legal

In the three cases described here, an approximate total of 35,000 pirate decoder devices was seized.

In the cases of Freedom Electronics and U.S. Cable, TWCNYC obtained, at a total cost of less than \$100,000, cash settlements totaling more than \$1.2 million as well as court-ordered permanent injunctions prohibiting each pirate from ever again selling decoding devices. In the process, TWCNYC's litigation generated reported decisions which have significant precedential value to future civil prosecutions of such manufacturers by cable television companies.

TWCNYC has also demonstrated a commitment to insuring that such pirate decoder operations do not resume activity. In the case of


for which we were recently awarded \$7.44 million in damages plus attorneys' fees. This was a significant victory, and it appears that U.S. Cable is finally out of business for good. In regard to Cable Box Wholesalers, we were recently awarded partial summary judgment and are awaiting a substantial damage award for hundreds of violations of 47 U.S.C. sections 553 and 605.

2. Actions against mail order purchasers of descrambling devices. Through the civil prosecutions of Freedom Electronics, U.S. Cable and Cable Box Wholesalers, TWCNYC recovered extensive computer records detailing tens of thousands of sales of illegal pirate decoding devices to individuals and subdistributors across the United States. We have downloaded those records and are presently pursuing litigation against TWCNYC's subscribers who purchased pirate cable decoding devices from the three mail order descrambler sales operations mentioned above.

Prior to commencing civil actions against these TWCNYC subscribers, TWCNYC sends letters to them inviting pre-litigation settlement. This approach reduces significantly the number of subscribers against whom TWCNYC has to resort to judicial intervention. Once a civil action against the remaining subscribers is filed, more settlements are obtained without the need for further proceedings. All those who settle, whether prior or subsequent to the commencement of litigation, must agree as part of the settlement not to engage in such conduct in the future. In the cases of those who settle after the commencement of litigation, they are subject to permanent injunctions prohibiting them from ever again engaging in theft of services. The penalties for violating these injunctions is stiff. As a result, we have

found that there are few repeat offenders among those who settle these cases. Those who do not settle are civilly prosecuted to final judgment.

3. Investigation and criminal prosecution of local distributors. TWCNYC conducts investigations in conjunction with Federal and New York State law enforcement agencies, including the Federal Bureau of Investigation, the United States Secret Service, and the District Attorneys' offices in each of the boroughs of New York City, to identify and criminally prosecute distributors of pirate cable decoding devices. For instance, in conjunction with the Queens County, New York District Attorney's



**A cartoon which appeared in the New York Post immediately after Time Warner introduced its first "bullet case," which disabled hundreds of illegal decoders.**

experts, developed a strategy whereby TWCNYC commenced actions against each respective decoder sales operation. Simultaneously, TWCNYC sought immediate relief, including court orders directing the seizure by the United States Marshal Service of the pirates' entire stock of illegal decoding devices, all related business and computer records, and other evidence. Such orders also provided for a freeze of defendants' assets. This strategy was designed to expedite the civil litigation process, secure evidence, put the pirates rapidly out of business, and preserve for judgment collection the assets of the illegal enterprises.

U.S. Cable, the defendant attempted to re-enter the decoder sales business less than a month after its payment of a substantial settlement sum. In a civil contempt prosecution commenced immediately thereafter, TWCNYC was able to identify the importation and pending sale of approximately 8,000 illegal "pancake" cable descramblers and to have such devices seized by the U.S. Marshal Service before such devices could enter the black market. TWCNYC also learned that U.S. Cable had sold its "800" number to another pirate descrambler sales operation. We then successfully prosecuted U.S. Cable's civil contempt,

# Only One Sweep System Leads a Double Life!

Reverse Noise  
and  
Ingress Tool



**Stealth Sweep...**

**Stealth Reverse Sweep...**

## STEALTH REVERSE SWEEP



### PUT REVERSE SWEEP CAPABILITY INTO YOUR HAND

**The Stealth Reverse Sweep...** The latest sweep technology has been enhanced to meet your reverse sweep testing needs. Forward and reverse path alignment can now be done simultaneously – and by one person – with one instrument – the handheld Stealth.

Engineered for the interactive revolution, the Stealth 3SR handheld unit with the reverse sweep option both receives and transmits sweep for fast, precise, and accurate measurement of **both** the forward and reverse paths.

Eliminating awkward, complicated equipment setup results in simplified testing, reduced fatigue, and less time maintaining your system. You'll wonder how we squeezed in so much capability.

### Features include:

- Built-in sweep transmitter
- Simple, user interface
- Sweep any reverse band from 5 - 1,000 MHz
- Fast, continuous reference sweep
- Stealth Sweep ...a Wavetek exclusive, tests without interrupting viewer reception
- Signal analyzer for carrier levels, C/N, hum, tilt, and spectrum display
- Automated FCC 24-hour test capability

The Stealth Reverse Sweep provides all the accuracy, speed, and features you'd expect from the leader.

So, get the smallest, fastest, lowest priced, most capable sweep on the market. Get the Wavetek Stealth. **Call 1-800-622-5515.**

*Wavetek... partners in productivity for over 25 years.*

# WAVETEK



office, TWCNYC's investigations resulted in arrests of six different distributors of pirate devices in the New York area. Of these arrests, three ultimately resulted in felony convictions,

two resulted in misdemeanor convictions and one case is pending. Furthermore, these investigations and prosecutions resulted in the destruction of more than 1,000 pirate decoders and the turnover of more than \$30,000 of the distributors' assets, representing proceeds of their illegal businesses. Such investigations originate from a variety of sources, including the hotline described below, which generates approximately 15 to 30 calls per week, recovered flyers advertising the sale of pirate decoding devices and word-of-mouth tips. In addition, such investigations often reveal that those distributors buy and sell from each other. As a result, an investigation of one distributor often produces evidence which strengthens civil and criminal prosecutions of other distributors.

4. Audits of commercial establishments. TWCNYC regularly utilizes the services of private investigators to audit commercial subscribers and identify those which intercept TWCNYC's programming services. These investigators regularly audit commercial subscribers which publicly display, without authorization or payment, TWCNYC's premium and pay-per-view services such as professional boxing events and major motion pictures. The investigators also audit non-subscriber commercial establishments which access TWCNYC's system by way of unauthorized splices and attachments. We engaged in the civil prosecution of more than 100 commercial establishments in 1995, and of those, we have either settled with or obtained judgments against 42, recovering a total of more than \$175,000. Litigation is pending against the remainder.

5. Electronic countermeasures. With the support and assistance of General Instrument, manufacturer of the Jerrold and Tocom devices used by TWCNYC, and Pioneer, TWCNYC routinely employs electronic countermeasures or "bullets." The employment of such countermeasures results in the disabling of pirate decoders, thus removing such devices from TWCNYC's system. TWCNYC then civilly prosecutes those subscribers who are found to have used such devices to steal TWCNYC's services. Such cases, in

which litigation against some defendants is still pending, have resulted in settlements with numerous defendants totaling in excess of \$230,000. The settlement agreements TWCNYC enters into in these cases contain permanent injunctions identical to those described above. TWCNYC anticipates additional settlements as the cases progress. Employment of these countermeasures also causes word to be spread that TWCNYC is diligent in protecting the integrity of its system, thus deterring subscribers from engaging in such conduct.

6. Tap audit campaign. In 1995, TWCNYC's tap audit campaign, which utilized both TWCNYC employees and outside contractors, resulted in the audits of 250,000 locations. Through it, we found a total of 53,771 unauthorized subscribers, representing

of services. This hotline has been quite successful, attracting approximately 15 to 30 leads per week. Such leads often result in the criminal or civil prosecution of pirate descrambler manufacturers and end-users.

8. Education. In an effort to educate its subscribers about the effects of theft of services, TWCNYC runs television and radio public service announcements and places print advertisements in publications which are distributed in the TWCNYC franchise areas. TWCNYC also uses direct mail to educate subscribers. These mailings provide a reminder to subscribers and supplement our other educational efforts.

### Applicability to other operators

The TWCNYC signal security program attacks theft at all levels. The program has had both an enormous impact on the education of TWCNYC's subscribers that theft of services will not be tolerated, while also being a revenue-generating aspect of TWCNYC's business. By using the established successful techniques employed by TWCNYC, other operators can address many of their security problems while participating in sending a message to those profiting from theft that such conduct will not be tolerated by the cable industry. As part of our program to combat theft of services throughout the industry, we have provided to the NCTA and other MSOs customized lists of pirate decoder purchasers who reside in those companies' franchise areas, which were obtained from illegal distributors such as Freedom Electronics, U.S. Cable and Cable Box Wholesalers. Information of this type can serve as a starting point to combat theft by subscribers in other systems.

The entire organization of TWCNYC has worked diligently in implementing this program. Through it, we have made notable progress in identifying and eliminating sources of theft of our services at all levels, and in the process, we have educated our subscribers about the effects of such theft.

We are further committed to continuing these efforts through new and innovative means, striving to repeat our successes and learn from our failures. TWCNYC's continued commitment to eradicating the problem of theft will enable us to be more competitive, resulting in higher quality services to our subscribers. **CED**

*This article is reprinted with permission of the NCTA.*

**TWCNYC runs a variety of ads to educate its subscribers about the effects of theft of services.**

a theft ratio of 21 percent. TWCNYC recovered convertors from 20 percent of these individuals. More importantly, the majority of the subscribers from whom we recovered modified convertors thereafter became paying subscribers, resulting in a gain of approximately 10,500 subscribers for a gross annual revenue of more than \$483,000.

7. Hotline. TWCNYC also instituted a hotline which subscribers may call to report theft



# Quality Doesn't Need Words



**Times Fiber Communications, Inc.**

Division of **Amphenol** Corporation

358 Hall Avenue · P.O. Box 384 · Wallingford, CT 06492

(203) 265-8500 FAX (203) 265-8422

1-800-677-CATV (USA Only)

See us at SCTE Booth #1530

Circle Reader Service No. 70



# Theft of services and Chain of Evidence



By Bob Waters, Safety Control Manager, Quantum Cable Services Inc.

The good news about security is that the cable TV industry is experiencing a fast-paced evolution of technology and is continually adopting new releases, versions, upgrades and models of hardware, software and firmware. The bad news is that, in spite of these technological changes, serious revenue losses are continuing to increase because signal pirating technology is evolving at the same pace.

As a cable TV equipment service and sales facility, Quantum Cable Services Inc. (QCS) of Salem, Ore. provides cable TV convertor remanufacturing for MSOs and cable operators throughout the western United States. QCS' president, Tim Wilburn, observes that if the cable industry is to prevail against these pirating efforts, it needs to consider and plan through, and sometimes around, the electronic technology issues.

As a service company, "We detected that within weeks of the release of a new model of convertor, cable pirates had already developed several versions of component-level electronic modifications, thereby enabling signal theft," says Wilburn, who has been examining, testing, recording and reporting signal piracy techniques for the past three years. "Our statistics indicate that different cities and geographical areas experience varying degrees of convertor pirating at different times," he explains. "The number of convertors showing evidence of tampering and/or modification can fluctuate between 0.5 percent and 38 percent in a given cable system territory."

## Why cases are dismissed

Companies which are either involved in, or which are going to pursue a civil or criminal case should be mindful of one of the most sensitive and volatile issues that they will encounter as they proceed through the recovery of their loss—the Chain of Evidence. More legal cases are dismissed (more than 60 percent) because of a breach or problem in the Chain of Evidence than for any other reason. However, if a cable company develops and implements a simple set of written procedures for the handling and storage of all convertors received from customers, and promptly brings this problem to the attention of its legal counsel or the local prosecutor, as appropriate, this fault can be avoided.

If evidence of convertor tampering is not discovered immediately (upon receipt from the customer), then the Chain of Evidence can be established at a future event, because procedures can track all received inventory.

The following are some recommended methods and procedures:

✓Any CSR, field representative or technician should, upon discovering or taking possession of a convertor

(showing signs of tampering and/or modification), immediately notify their company's security manager or assigned security employee and place the convertor in a secure area like a lockable closet; or, if the employee is in the field, the convertor should be placed in his vehicle's trunk until the convertor is accepted by the assigned security employee.

✓Handling of evidence. The assigned security employee should, upon taking possession of the property or convertor, place the article(s) in an appropriate container. These may include a clear, plastic bag or a paper bag. (Note: It is not advisable to use plastic bags, as they attract moisture and can thereby contaminate evidence.)

The assigned security employee should document the unit serial number, location, time and date that the reporting employee discovered the convertor and the circumstances surrounding this discovery. Customer service representatives, technicians, etc. should be provided with and have available a report form to complete and sign. The security employee should see that the property is properly catalogued and documented.

In addition, the security employee should properly tag the property for identification. When possible, the employee should date and initial, with an indelible felt pen, the bottom of said convertor, or date and initial evidence, unless this would destroy its evidentiary value. He should tag the item with the appropriate evidence tag, attaching the tag with twist-on wire. For smaller items, placing them in a plastic envelope/bag, together with the evidence tag, will ensure their safekeeping.

✓Storage of evidence. The assigned security employee should deposit property for evidence as follows. Enter the serial number of the convertor or other property description into the appropriate evidence storage logbook. Place the tagged or bagged property in the approved storage room. (The storage area should be locked and accessible to only one or two people.)

✓Presentation of evidence (for testing, examination or hearing). Only the assigned security employee should retrieve the needed property from its storage location and personally take it to the proceedings, or prepare it for transfer to a recognized expert testing facility. If property is to be shipped, it should be transferred via a recognized common carrier. It's important to properly package and seal property so as to provide proof of tampering during shipment. Shipping documentation should include and require the common carrier to obtain the signature of the receiving party (i.e., testing facility). After testing or examination by the recognized expert, property should be returned to the attention of the recognized security employee using similar, approved tamper-proof packaging, via common carrier, requiring a delivery signature.

Attention to detail will help cable companies protect their professional image (liability) and the Chain of Evidence for their legal counsel and the court. The steps mentioned in this review are not intended to constitute legal advice, and operators should promptly consult with their attorneys or the local prosecutor in protecting evidence of convertor tampering. **CED**



# WHEN IT COMES TO OPTICAL FIBER WE'VE GOT YOUR NUMBER.

## NOW HERE'S OURS.

Cable TV technicians and engineers already know that Corning's consistent and field-friendly fiber provides the industry's lowest splice loss numbers. Now, when it comes to timely information for cable TV fiber applications, here's the only number you'll need.

Call the Corning  
Optical Fiber  
Information Center  
800-525-2524  
Ext. 534

Everything you want to know  
about optical fiber.  
All from the most extensive fiber  
reference source in cable television.

**CORNING**

*Specify Corning. Fiber you can count on.*  
"See us at Cabletech Expo - Booth #1330"

Circle Reader Service No. 71

Corning Optical Fiber

Count on Corning Fiber

# No turning back on MCNS edging toward the rocky RF interface modem spec effort

By Michael Lafferty

The cable modem euphoria of last year's Western Show has long passed. The excitement of the premier event of that show—a packed press conference with a stage filled with some of the cable industry's biggest movers and shakers—has died down considerably. So much so, that the recent NCTA show seemed something of a letdown because there were really no dramatic cable modem developments.

Yet the issue of cable modem standards is far from dead. In fact, the silence you hear is the faint, possibly frantic, conversations going on behind closed doors as a determined group of industry professionals struggles mightily to hammer out workable specifications for the much-touted cable modem.

The spec process involves MCNS Holdings, which includes Tele-Communications Inc., Time Warner Cable, Comcast and Cox Communications, as well as Rogers CableSystems, Continental Cablevision and CableLabs.

The initial modem standards announcement last fall set an unrealistic goal of mid-April for a good part of the work to be done. While it made great headlines then, few believed it was attainable. And they were right.

Yet, emerging out of all the smoke and mirrors surrounding the modem hoopla last fall, a little known organization, MCNS, appeared suddenly on the public horizon. That group has now taken center stage in the effort, and it seems determined to finish the task in a more reasonable amount of time. The new deadline? The end of this year for final specifications.

According to a *USA Today* report shortly before the NCTA Show, apparently there a lot of other people keeping their eyes on the MCNS effort. The article, which included a subhead that read: 'The cable industry's credibility is on the line,' went on to detail how supposedly many Wall Street insiders considered cable modem development as some sort of litmus test on the viability, profitability and/or survivability of the industry itself.

The article contained a line that seemed to put the industry's fate squarely in the hands of its own creation, the cable modem. Opined *USA Today* writer David Lieberman, "If the cable industry stumbles, other communications powers—particularly the phone companies—could move in for the kill."

How's that for pressure?

## Cool, calm and collecting input

Panic is something that Stephen Dukes, TCI's vice president of technology and point man in the MCNS effort, doesn't seem to acknowledge. His cool, calm exterior gives credence to his determination to see the modem specification issue put to rest by the end of the year.

His reason for doing so seems as earnest as his demeanor. "One of the reasons for the interface specification," says Dukes, "is to provide manufacturers with the single interface they can manufacture to and that all cable operators and even telcos with HFC facilities who plan to provide high-speed data, can purchase to. That creates a higher volume opportunity and a lower price point."

Dukes reports the MCNS group has divided its work into three distinct phases. (See Table 1.) As each phase is completed, it will be sent out to key manufacturers and other concerned organizations for comments or input. Those comments will be reviewed, modified and/or included in the final spec as deemed appropriate. To help coordinate this massive shuffling of papers and proposals, MCNS has signed on the consulting firm of Arthur D. Little Inc.



PHOTO BY JOHN P. KELLY, THE IMAGE BANK

# In a future

where everything converges,

# ACCESS IS KEY.



**T**he future of communications is one word — convergence. Integrated frame relay or ATM networks replacing separate voice and data networks. Hybrid fibre/coax systems carrying not just cable television, but voice and data as well. In this new world of boundless opportunity, secure, reliable access is key.

West End's *Janua* access products are the gates opening into this new world of communications.

The Janua family includes: the WestBound 9600 HFC Communications System; Arcadian & Burgundy Frame Relay Access Devices; Shureino ISDN Terminal Adapters.



## WEST END

A Newbridge Company

See Us At

SCTE Cable-Tec Expo Booth 910  
CCTA Cablexpo Booth 131

Tel: (613) 623-9600  
+44-1 633 479600  
(703) 707-9600

E-mail: [westend@newbridge.com](mailto:westend@newbridge.com)

[www-http://www.westendsys.com](http://www.westendsys.com)

Circle Reader Service No. 72

## ◆ DATA OVER CABLE

Phase 1, which is largely complete, deals with the connections between the cable modem and the computer, as well as the cable headend to the wide area network. The proposed specs were released on April 15 with a late April/early May request for replies.

Phase 2, which was tentatively slated for a late April release and a late May reply deadline, involves data over cable system operations support systems and the interface for cable modem return using telephone lines.

Phase 3, the really slippery rock along the trail to a standards summit, will concern itself with specifications for security management, the downstream RF transmissions, upstream RF and the cable modem to RF connection.

To help keep all interested parties informed, whether it's a cable engineer in New Mexico, or an electronics manufacturer in Connecticut, MCNS and A.D. Little have created a web page on the Internet (<http://www.cablemodem.com>). The Internet site is periodically updated and contains the latest specs, MCNS' Data Over Cable RFP, press releases and even frequently asked questions about cable modems.

### Slippery rock time

It's no surprise to Dukes, MCNS or knowledgeable cable groupies that Phase 3 in general and the RF interface in particular is the real butt-buster of this whole exercise. But Dukes sees it as a straightforward situation that, though difficult, can be resolved.

"We are really relying on the manufacturers to tell us what they think the best modulation scheme is," declares Dukes. "And then we're taking those inputs as part of the specification. Again, we're providing them with our require-

ments; they're providing us with what they think is the best modulation scheme at the right price point at some point in the future.

"They're the experts. They're the ones that have to manufacture to the price points that they

Table 1.

The three phases of MCNS	
<b>Phase 1:</b>	
✓Upstream and downstream data interface ✓Consumer PC interface	
Status: Completed, sent out for comment and replies received.	
<b>Phase 2:</b>	
✓OSS interface ✓Telco return interface	
Status: Completed, sent out by late May for comment, replies due back in late June.	
<b>Phase 3:</b>	
✓Security management interface ✓Upstream RF interface ✓Downstream RF interface ✓Consumer RF interface	
Status: Outline completed, field tests/trials to be completed by late September or early October, specs to be sent out for comment by late October, replies due late November, completed spec due late December.	

commit to. Part of this Phase 3 is to go out there and complete laboratory testing and to complete field testing on cable systems so that we know with reasonable certainty what the best modulation scheme is at the right price points."

And, despite pressures from both inside and outside of the industry (*USA Today*, anyone?), Dukes and his MCNS cohorts are pacing themselves deliberately to get the job done right.

"We think if we hurry Phase 3," says Dukes, "the probability of success is reduced significantly. In other words, if we try to get something out in June, we probably have a 50 percent chance of this effort succeeding. But if we give it the amount of time that we have scheduled for completion, either late September or early October, we think we have better than a 90 percent chance of succeeding. The issue here is testing the systems in real cable systems and taking that data back to manufacturers."

While the MCNS group has been working, talk has been circulating throughout the industry that some sort of de facto standard may already be in place by year's end. Dukes is blunt in his reply: "Any manufacturer that doesn't adhere to the interface specification will not be purchased from. The interface specification will be a part of the RFP of all cable companies."

What about those modems already deployed by then? "Well, we've indicated those that provide product in the initial launches of our systems would be grandfathered," explains Dukes. "Likely, they'll be available in certain geographic areas, and we'll support them independent of the other system. They've got a life of 10 years, at least. So there's no reason to throw them away. And retrofitting them may not be a practical solution. But once the interface specification is complete, if someone doesn't adhere to that, we're not buying product from them."

Who knows? Maybe by the time this year's Western Show convenes, modem euphoria will be back, this time to stay. **CED**

**ISC** Datacom



## Broadband RF Modem

Model ACM-200 Asynchronous Cable Modem is designed to operate at any data rate up to 19.2 Kbps, protocol transparent. This modem meets NEMA traffic control temperature requirements and is suited to many data applications. FSK modulation provides reliable data transfer under severe noise conditions.

**Call Toll Free: 1-888-RF MODEM • FAX: 214-234-5480**

1217 Digital Dr, Suite 109, Richardson, TX 75081  
E-MAIL [isc@fastlane.net](mailto:isc@fastlane.net) OR <http://www.fastlane.net/~isc>

See us at SCTE Booth #555

Circle Reader Service No. 73

See Us  
at SCTE  
Cable-Tec Expo  
Booth #474

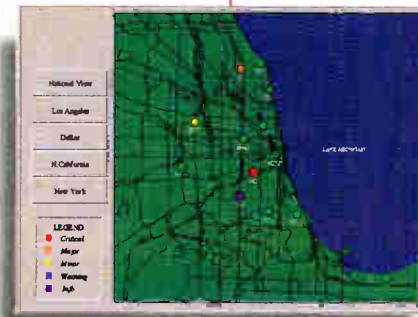
scalable

rapidly deployed

layered

reconfigurable

**NetExpert.  
Changing  
the Face  
of Wireless  
Service  
Management.**



*No matter how large or widely dispersed your customer base see and manage it with NetExpert.*

You know wireless communications. OSI knows wireless operations support systems. From cellular to PCS/PCN, we know what you need from a **service management** system.

**Provisioning, activation, surveillance**, switches, base stations, and DCSS-our prepackaged rule sets for these functional areas will make you a leader in your field. Because we know your environment, customization is easy even for your most demanding service management requirements.

**Scalable**, NetExpert grows with your expanding services and customer base. **Interoperable**, NetExpert complies with TMN, GSM, and other standards.

Put a smile on your customers' faces. Partner with NetExpert, the leading wireless OSS system in the industry.

Please contact Nancy Codwell at +916.353.2400 for more information. [www.osi.com](http://www.osi.com)

Circle Reader Service No. 74



OBJECTIVE SYSTEMS INTEGRATORS

When Time is Money.

# Does ADSL have a future in the telco/cable contest?

## Serious questions remain unanswered

By Alan Stewart, President, Network Interface Corp.

Launched in 1992 by AT&T, asymmetrical digital subscriber line (ADSL) was promoted as a video-on-demand technology. It uses a technology similar to dial-up modems to deliver up to 6 megabits per second (Mbps) over copper telephone lines. It was dubbed "asymmetrical" because a high-speed downstream channel is supported by a much narrower band upstream path to enable the user to order video programming.

Bell Atlantic, US West and GTE are now positioning asymmetrical digital subscriber line (ADSL) as a major weapon in their battle with the cablecos for Internet access. But a long road lies ahead before they can provide their business subscribers with high-speed lines. Four years of development and dozens of video-on-demand trials have left advocates with little to show for their efforts.

Riding the Internet wave, the telcos and their vendors are scrambling to design off-the-shelf ADSL products that small business customers can use to send and receive high-speed data over unshielded twisted pair (UTP) telephone wire. But it's an uphill struggle as the following problems suggest:

- ✓ ADSL products based on AT&T's carrierless amplitude/phase (CAP) and Amati's discrete multitone (DMT) are incompatible.
- ✓ Because no standard products exist, the telco has to retain control, and users cannot make their own choices of equipment.
- ✓ Not all telephone loops can transport ADSL signals. Subscribers farther than three miles from the exchange are excluded.
- ✓ Older types of premise wiring are often unsatisfactory for higher speed ADSL, causing interference to other systems.
- ✓ Created nearly two years ago, the ADSL Forum is involved in a debate over network standards needed to support ADSL.
- ✓ Unlike dial-up modems, ADSL requires special transceivers at the telephone exchange in addition to regular line circuits.
- ✓ Originally slated for television-on-demand

for residential subscribers, ADSL advocates now see a more limited marketplace.

✓ Transceiver cost is a major problem—an end-to-end system sells for around \$1,200, while telcos say their limit is \$500.

### Bell Atlantic

Until this year, Bell Atlantic was the sole advocate of ADSL among the regional Bells. Activity commenced in 1992 with a field trial in Union City, N.J., which was soon cancelled. The technical trial phase culminated with plans to provide up to 1,500 users in northern Virginia with ADSL systems that provide 6.0 Mbps downstream and up to 0.5 Mbps in the upstream direction.

The telcos badly need a technology that lets them make better use of existing copper loops, says Ray Albers, vice president-technology planning, for Bell Atlantic. "ADSL enables subscribers to receive switched TV over their telephone lines. Even faster technologies are in the wings that provide an alternative to cable TV. Using fiber-to-the-curb, the final few hundred feet of copper could provide an alternative to analog coax."

### US West

Together with Cisco Systems, US West announced in April that it will deploy ADSL in selected markets during 1997. Jerry Parrick, president of Interprise, the telco's new data networking integration arm, said that ADSL is just one of several options for the company. "Our long-term objective is to concentrate on symmetrical solutions," he added.

"Our ADSL and HDSL (high bit rate subscriber line) product suite provides true peer-to-peer connections to business LANs," continued Parrick. "We intend to concentrate on data networking rather than the kinds of VOD applications conducted by Bell Atlantic. We also intend to make use of the even higher bit rates promised by VDSL (very high bit rate digital subscriber line) and SDSL (symmetrical digital subscriber line)."

Is Cisco committed to high bit rate copper as a broadband access methodology? "The

capabilities of ADSL and HDSL are important tools in meeting the increased demand for Internet connection, but they're not the only ones," explained Jon Shantz, vice president for service providers. "Our intention is to stay reasonably engaged with a number of different technologies."

### ADSL in Texas

"Less than five percent of the cable plant in the U.S. has been upgraded for two-way cable service," declared Sean Dalton, product manager for GTE's Irving, Texas-based ADSL trial. ProTech Books and Irving public library are among several businesses engaged in the trial. Installation was carried out by GTE Telephone Operations.

"The trial will help us learn how ADSL operates in the public network, and determine if a commercial offering is prudent," said Jeff Kissell, assistant VP of business product management. "If successful, we believe ADSL could become an alternative to cable modems."

"GTE has told us that it expects the basic monthly service charge for ADSL to be around \$30," said ProTech's Chris Davis. "One problem is that the telco has to pass on its added network costs to the customer which puts ADSL at a disadvantage with respect to dial-up modems."

Where does ADSL go from here? It is obvious that unshielded twisted pair cannot alone provide an alternative to coaxial cable, fiber and wireless. Before high bit rate copper can be a major contender, it must overcome radio frequency interference issues, in-building wiring problems, and the absence of a support infrastructure. Here are the questions that overhang today's ADSL marketplace:

- ✓ What is ADSL's main application: television-on-demand? Internet connectivity? Multimedia?
- ✓ Which type of customer equipment will be used: a standard set-top box for the TV? A plug-in card for the personal computer? Or both of these?
- ✓ What building wiring will be required—unshielded twisted pair, coaxial cable or a mixture of both?
- ✓ What equipment will the telcos provide—video and/or data servers, access to data points of presence and network management and billing systems?

Until there are more answers, ADSL will remain a curiosity, viewed by many as a last ditch attempt on the part of the telephone companies to utilize their millions of miles of old fashioned copper wire. **CED**


*Editor's note: The author is a founding member of the ADSL Forum and is a regular contributor to CED.*



# Build on a **SOLID** Foundation

## OEMs, Systems Integrators and Developers...

It's no secret. The video industry is in the midst of a mass migration to digital technology. PC-based open systems are the wave of the future. You can make the transition quick and painless for your product by building it on Matrox DigiSuite — a solid foundation of digital video hardware and software development tools that you put together in myriad configurations to meet your exact requirements.



Move from expensive black boxes to competitively-priced, PC-based open systems.

### What do you need to build?

- Nonlinear Editing Systems (NLE)
- Digital Disk Recorders (DDR)
- Virtual VTRs
- Video-on-Demand Servers (VOD)
- Near Video-on-Demand Servers (NVOD)
- Interactive TV
- Live Video Switchers
- M-JPEG to MPEG Transcoders
- Commercial Insertion Systems
- Instant Replay Systems
- Time Delay Systems
- CATV Barker Channels
- 2D and 3D Animation Stations
- Animation Recorders
- Graphics/Paint Workstations
- Character Generators (CG)
- Closed Captioning and Teletext Systems
- Digital Audio Workstations (DAW)
- Visual Effects/Compositing Systems

### Use only the best materials.

Choose the building blocks you need for your application from the extensive Matrox collection, the growing list of board-level components from third parties or design your own digital video hardware around the open standard Movie-2 bus.



DigiSuite components are modular, highly-integrated, true 10-bit CCIR-601 and take full advantage of the PCI-bus.

- Matrox DigiMix™ — digital video/graphics mixer and 2D DVE unit
- Matrox DigiMotion™ — dual channel motion-JPEG codec/digital audio mixer/Fast-20 SCSI controller
- Matrox DigiVid™ — multi-channel analog video I/O and serial communication interface
- Matrox QMPEG-2™ — four channel MPEG-2 audio/video decoder
- Matrox Marvel Millennium™ — video-in-a-window console display controller
- Matrox Genesis™ — DSP-based application accelerator
- Serial digital (D1) I/O interface, realtime 3D DVE, MPEG encoders, and other third party Movie-2 bus compatible products

### And the best tools for the job.

Matrox DigiTools™ are based on the new Microsoft multimedia software architecture with OpenDML extensions. A comprehensive selection of proven software modules from Matrox and third parties speeds your application development.

- Matrox DigiSDK™ — Component Object Model (COM) software development kit for Windows NT 3.51 and Windows 95
- Matrox DigiSequencer™ — infinite-layer audio/video/graphics compositing and sequencing engine
- Matrox DigiVTR™ — VTR control software
- Image North Technologies DigiCG, DigiPaint, DigiDVE and DigiStill — application modules

Our solid foundation of state-of-the-art boards, advanced software development tools and world-renowned OEM engineering support lets you make a smooth transition to the digital domain and get your PC-based product to market quickly.

For more information, please call:  
**1-800-361-4903 or (514) 685-2630**

**Matrox Electronic Systems Ltd.**

1025 St-Regis Blvd., Dorval  
Quebec, Canada, H9P 2T4

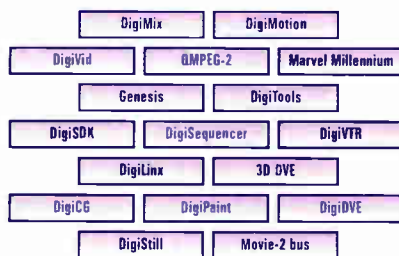
Fax: (514) 685-2853

Internet: <http://www.matrox.com/video>

**matrox**  
20 YEARS OF EXCELLENCE



Matrox is a registered trademark and the Matrox DigiSuite components are trademarks of Matrox Electronic Systems Ltd. All other trademarks are the property of their respective owners.



# Change coming to Competition in the new world MSOs north of the border



By James Careless

**"N**ew World, New Rules"—that's the theme of this year's Canadian Cable Television Association Convention, scheduled for the Edmonton Convention Centre in Edmonton, Alberta from June 2-5, 1996.

It's a theme that underlines the fundamental reality facing this industry, which has operated as a series of protected monopolies for more than 40 years. That reality is change, both in the form of impending competitors such as the telephone companies, DBS and Local Multipoint Communications Services ("wireless cable"), and products like high-speed data access and cable telephony.

That is why the convention "will be very heavily focused on competition," says CCTA president and CEO Richard Stursberg. "The second thing we're going to be talking about is customers," he adds. Improving and maintaining high levels of customer satisfaction is

"crucial: it's part and parcel of the issue of competition. The third thing we'll be talking about will be the whole theme of cooperation among the industry members," Stursberg concludes.

As an example of this last idea, he points to the April 2 launch of "vision.com," the Canadian cable industry's new commercial consortium, aimed at developing industrywide products and marketing strategies for high-speed data transmission, interactive digital TV and cable telephony.

According to Stursberg, vision.com represents the type of nationwide approach cable needs to pursue, if the industry is to compete successfully against the united might of Stentor, the telcos' lobbying and marketing alliance.

A glance over the convention's agenda backs up Stursberg's assertions: this year, learning the secrets of successful competition is what this conference is all about.

## The CCTA Convention: Sunday, June 2

Although this event is being billed as pre-conference, the "Technology tutorial" being offered at 1:30 p.m. is likely to generate a great deal of interest among delegates. That's because it focuses on "Demystifying the technology of new cable services."

In other words, it will attempt to explain what all the technological advances highlighted at this convention really mean, and how this technology can benefit cable companies.

## Monday, June 3

The real business of the CCTA convention starts Monday at 8:45 a.m., when the first of three Plenary sessions begins, namely, the "Cable industry report." Rightly described by Stursberg as "a perennial favorite," this event features the three heavyweights of Canadian cable: Ted Rogers (Rogers Cablevision), J.R. Shaw Sr. (Shaw Communications) and André Chagnon (Vidéotron). Between them, these three serve the majority of Canadian cable households—a testimony both to the power of their companies, and to the personal influence each of them has in determining what the industry does next. That's why, as in previous years, a packed house will likely turn out to hear them give their views on "What does the future hold?"

Following the Plenary, Cablexpo, the convention trade show, officially opens its doors. Echoing the rest of the show, leading-edge technology will be taking center stage at Cablexpo, with a special display of cable modems. "We have all the major manufacturers coming up to exhibit their gear," says Stursberg: "Motorola, Scientific-Atlanta, Zenith—the lot."

At press time, the identity of the luncheon speaker was up in the air, given the resignation of Canadian Heritage Minister Sheila Copps, who was initially invited to speak. Speculation is that her replacement could be Industry Minister John Manley (whose department shares responsibility for communications regulation with Canadian Heritage).

That's because "the policy dealing with the introduction of sustainable competition to the cable industry by the telephone industry is expected to be unveiled in the next days and weeks," says Guy Beaudry, vice president of corporate affairs at Le Groupe Vidéotron Ltée, Vidéotron's parent company. "Therefore it wouldn't be surprising that Minister Manley would choose the CCTA convention as a forum to unveil that policy."

Later in the day comes the "National

# CEB IS instrumental to me



*James A. Haag  
Access Network Architect  
Time Warner  
Communications*



**CEB**

THE PREMIER MAGAZINE OF BROADBAND COMMUNICATIONS

report," where Stursberg and CCTA Board chairman Bill Stanley talk about the present and future of the CCTA, and the Canadian cable industry in general.

## Tuesday, June 4

Following a 7:45 a.m. breakfast, the delegates will sit back for the much-anticipated second Plenary, "An informal chat with John Malone." For many, if not all, Canadian cable operators, TCI's president and CEO represents what they want to be when the industry grows up: big, powerful and capable of meeting competition head-on.

Stursberg reflects this attitude when he says, "Obviously, we're looking forward to hearing from John Malone, who owns the largest cable company in the world. He is widely regarded . . . as one of the leading figures in North America, in terms of overall strategy for this industry."

After Malone's "chat," the CCTA holds its Annual General Meeting, and several sessions begin. The first two are sessions on building "Customer loyalty in the new world" and "Improving customer service in a competitive environment," which will discuss ways of managing databases to help build loyalty, provide examples of loyalty campaigns that did (and didn't) work, and other aftermarket techniques that can help hold customers.

The customer service session will focus on using technology to improve managing networks and customer information systems.

A third workshop, "Cable in the classroom: the next step," is hosted by Shari Baldwin, executive director of CITC. It's aimed at coaching cable operators in promoting this service to their local schools.

Then comes lunch and the return appearance of John Cassaday, president and CEO of CTV, Canada's national private television network. But Cassaday is also a masterful motivational speaker with a passion for promoting the competitive edge of customer service to business.

"Last year I spoke at the convention about the importance of being customer-oriented," explains Cassaday, "and the CCTA has asked me to come back this year and really talk about the same thing—talk about the progress that's been made in the industry as it relates to developing a greater service mentality, and talk about some of the challenges that remain to be dealt with."

After the Cables expo closes later in the day, it's time for the CCTA Annual Awards Show, which recognizes the best in community programming, marketing and engineering.

## Wednesday, June 5

On Wednesday, the third and final Plenary begins at 8:30 a.m. Entitled "Surfing the new world—on the PC," it features panelists from Yahoo (the Internet directory service), TCI's @Home service, Newbridge Networks and National PC Access, focusing on the opportunities offered to cable by the 'Net, how companies can cash in on this market, and how to make sure they do it right.

"We're going into the computer business, and it's not something the industry has done in the past," explains Stursberg. "Obviously this is a fabulous, fabulous opportunity for us, because this is like one of the great 'killer applications,' but it requires a different skill set in many cases.

**The key to success in this "new world" is to be "very customer focused"**

with people who are preoccupied not with television services, but computer services, and so the nature not just of the network management skills, but the customer sales and representation skills (as well), are really quite different."

After this Plenary, three concurrent sessions begin: "Competitive market realities," "Retrofitting to compete in the new world," and "The key to launching two-way services."

The first features panelists from Cox Communications, Jones Intercable and HBO, who will discuss ways to successfully package, price and promote product in the competitive marketplace. The second spotlights how two other non-cable companies—Canadian Airlines International and Canadian National Railways—have had to change to cope with competition, and the third focuses on the art and science of upgrading to two-way cable networks.

Following lunch, there are more sessions. "The 200 channel universe. . . Fact or fiction?" session tackles the problems of juggling limited analog capacity, an ever-fragmenting advertising base, new access rules and the coming of digital technology, while "Creating the new community channel" looks at ways of boosting this unique asset, one not offered by DBS, LMCS or the telcos.

These will be followed by the final two sessions of the convention: "Polishing cable's image," which focuses on public relations, and "Voices of experience—Canadian and U.S. trials and services."

This last session will likely be widely anticipated by delegates. It's chaired by Dr. Richard Green, president and CEO of CableLabs, and features presenters from Tellabs, Delta Cable Television, Cable Television Laboratories and Lapp-Hancock Telecommunications Services.

Of particular interest will be the report from Tellabs, which has been experiencing substantial success with its Cablespan 2300 cable telephony product.

To date, Cablespan is being tested by a number of U.S. MSOs, including Time Warner and TCI. Time Warner is already using it to offer commercial service to multi-unit dwellings in Rochester, N.Y., and TCI has plans to use it as part of a rollout (along with Motorola's and Nortel's equipment) in California, Connecticut and Illinois by the end of this year.

"We're hoping to show, first of all, that the technology is working," says Jeff Gram, a marketing manager with Tellabs Canada; "that we've had successes and that this is a viable business for cable companies to get into.

"We'll (also) be talking about what has to happen within the infrastructure of the cable network in order to allow this to happen properly," he adds. In order to successfully deploy cablephone over a two-way hybrid fiber/coax network, "you pretty much have to go fiber-to-the-curb and have coax for the last leg. You have to watch over the leakage problem, make sure everything's properly terminated."

## One clear message

Obviously there's going to be a lot of hype and hoopla during the CCTA convention. But despite this, there's a very firm purpose behind this conference, and one clear message Stursberg wants delegates to take home.


"We're entering an era that is quite unprecedented for the industry," he notes. "We're moving into radically new lines of business. (And) we're going to competing with hosts of different players."

Because of this, Stursberg wants the delegates to remember that the key to success in this "new world" is to be "very customer-focused. I'm hoping that what everybody will take away from it ultimately is the centrality of the customer." **CED**


## About the author

James Careless is a freelance communications writer based in Canada.

# ORTEL . . .



## OR ?



### CHALLENGE

It's not easy to choose a laser company. You have a lot of issues to decide. Technology is rapidly evolving. What to make? What to buy? Will the vendor work with us? You need to feel sure that the decisions you make are ones you can live with for a long time.

### SOLUTION

Ortel knows how important these decisions are. We realize that when people buy lasers, they need more than a data sheet and a salesman's phone number. That's why Ortel supports you with engineers, quality control specialists, manufacturing experts, marketers and others. Our goal is to provide easy access to the information you need and clear communications to help you process that information accurately.

### RESULTS

Helping our customers succeed in the marketplace is a top priority for Ortel. We make every effort to be available and helpful when you need answers. This means you buy a lot more than a laser from Ortel. You buy a team committed to helping you succeed.

"See us at SCTE Nashville Booth #229"

Circle Reader Service No. 76



### FIBEROPTICUPDATE

Ortel Corporation devotes considerable effort toward the development of linear fiber optics for HFC networks. For more information and literature about Ortel products, please call, write, fax or e-mail Ortel directly.

**Ortel-ISO 9001 certified manufacturer of the CATV industry's laser of choice.**



Making Light Work For You  
**ORTEL**  
CORPORATION

2015 W. Chestnut Street, Alhambra, CA 91803

Phone: (818) 281-3636 (800) 362-3891

Fax: (818) 281-8231 Internet: [mktbba@ortel.com](mailto:mktbba@ortel.com)

# A unique fiber optic Transmission without light upstream data system

By Lawrence W. Lockwood, Technology Correspondent, and President, TeleResources

The unique feature of this system is that no laser or light source is required in the upstream path of this baseband packetized data transmission system. In the system, each packet traveling from the central office (CO)/headend consists of a front half which contains the downstream information going to the subscriber. The second half of the

packet consists of a steady stream of light. At the optical network unit (ONU), the packet travels through a fiber splitter, sending the downstream signal to a receiver and simultaneously sending the packet to an optical modulator, which imprints the upstream data on the CW light in the second half of the packet.

This scheme was developed at AT&T Bell Laboratories (now Lucent Technologies) for low data rates (currently up to 1.5 Mbps at BER  $10^{-9}$ ) and is described in references 1-4.

## Optical interference

The heart of this system is the optical modulator in the upstream path, which is a silicon micromechanical device that controls optical interference in a thin film.

Since light is electromagnetic radiation, optical interference follows the same principles as microwave interference. Two waves of the same frequency, in phase with each other and moving in the same direction, produce reinforcement. The result is shown in part I of Figure 1, in which individual waves are represented by A and B. The resultant wave R is in phase with the component waves and has an amplitude equal to the sum of their amplitudes.

Two waves of the same frequency, in phase opposition and moving in the same direction, produce interference; if they have equal amplitudes, the result is a complete annulment. An annulment is represented in part II of the figure, the amplitude R of the individual waves A and B being zero at all points. If waves A and B in part I are separated by one wavelength ( $\lambda$ ) then reinforcement occurs, and if A and B in part I are separated by  $\lambda/2$ , then optical interference occurs, and no light is transmitted.

Figure 1: Interfering waves A and B, and their resultant R. Part I shows reinforcement, and part II, annulment.

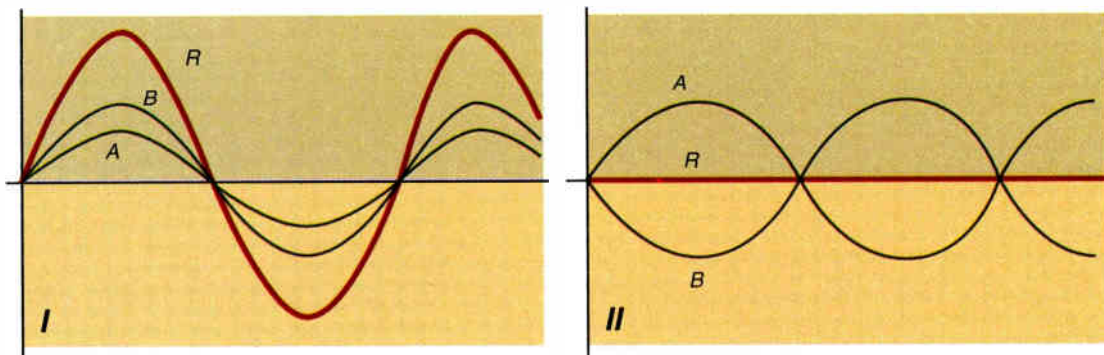
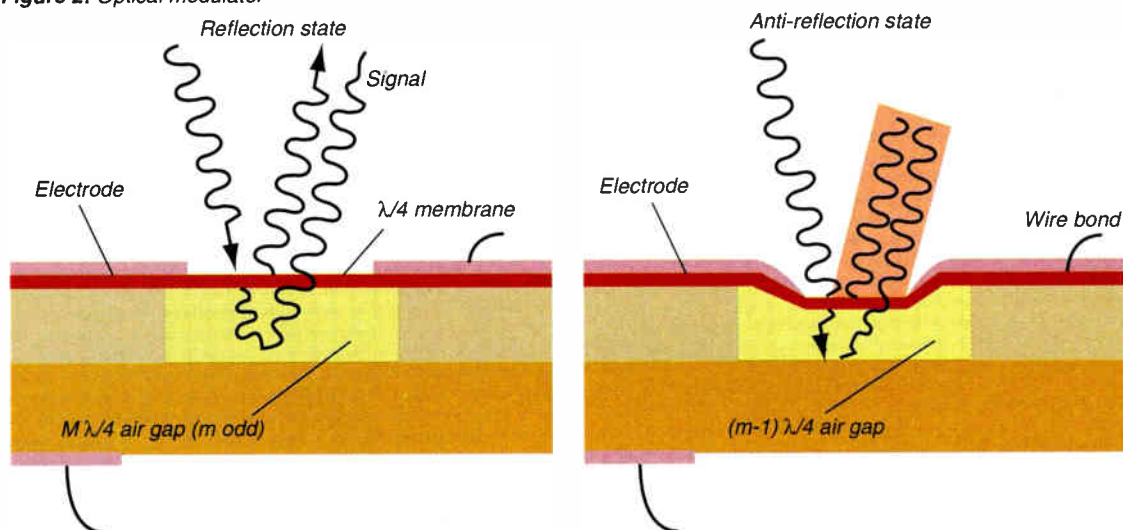


Figure 2: Optical modulator




## The modulator

The device developed by Bell Labs proposed for use as the subscriber end modulator is shown in Figure 2.

A semi-reflecting, semi-transparent silicon nitride membrane is formed with thickness equal to  $\lambda/4$  of the incident wavelength,  $\lambda$ , of the incoming light and is suspended over an air gap. Since the membrane thickness is  $\lambda/4$ , then when the airgap is also  $\lambda/4$ , the device forms a high reflectivity mirror. In fact, for an air gap thickness of  $m\lambda/4$ , for m even, an anti-reflection condition exists; for m odd, a high reflection exists. The air gap is electrostatically controlled at the upstream data rate. Hence the Bell Labs developers call the device the Mechanical Anti-Reflection Switch, or the MARS



Hi-PEP Link




AFL Patch Panel

ST, SC, FC Field Installable Connectors



RSII  
15S  
30S



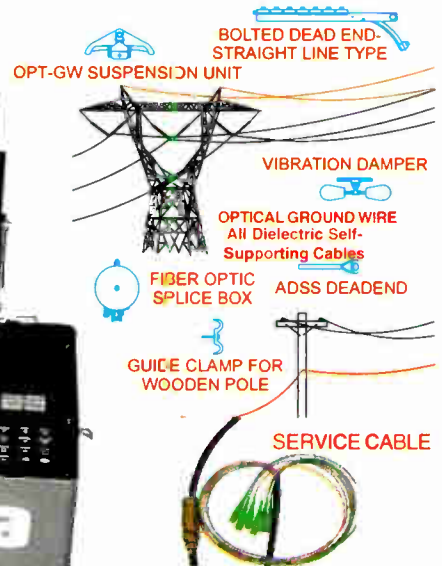
COUPLER MODULE

72 FIBER PIGTAIL

72 FIBER DISTRIBUTION SHELF

24 FIBER CUSTOMER PREMISE BOX

**From  
central  
office  
to the  
pedestal...  
From  
headend  
to the node...**



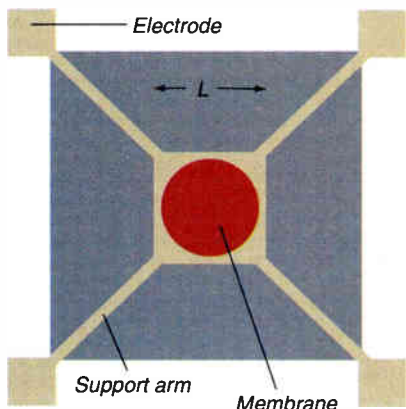
**We  
Supply  
the Whole System**



**Alcoa Fujikura Ltd.**  
Telecommunications Division

**1-800-AFL-FIBER**

Figure 3: Top view of MARS (Mechanical Anti-Reflection Switch)



device. A top view of the MARS structure is shown in Figure 3.

James Walker of Bell Labs, and one of the developers of the optical modulator, explained that during the course of develop-

**The overwhelming attraction of this system is cost—it is enormously less expensive than using a laser**

ment several MARS optical modulators were made. One was made with  $m = 3$  and  $L = 20 \mu\text{m}$ . The support arms were  $30 \mu\text{m}$  long and  $5 \mu\text{m}$  wide, with voltage requirements of 25 volts for  $1/4 \lambda$  deflection. These

requirements should decrease greatly by going to  $m = 1$ . Figure 4 shows a photo of one of the MARS optical modulators built during the development.

Comparing the dimensions above of the

MARS optical modulator to the dimensions of an optical fiber seen in Figure 5 shows that the optical modulator is smaller than the diameter of the fiber, meaning that the optical modulator might be mounted directly on the fiber.

Since this device operates surface-normal, tens of thousands may be fabricated on a wafer. In addition, the device requires only coarse lithography (2 micron linewidth rules would suffice). The cost of the device (minus packaging costs) will be a few pennies.

**Performance**

Since the device is intended for operation by phone companies in climates ranging from Arctic to desert conditions, the operating temperatures are  $-50$  degrees C to  $90$  degrees C (certainly more than adequate for mounting on the side of a house or out on a pole). Although tests were made at low data rates (e.g. 0.756 Mbps), BER measurements show great promise that the modulator can operate at 1.5 Mbps with a BER of  $10^{-9}$ .

**Conclusions**

This is a very novel scheme developed at Bell Laboratories for relatively low data rate return paths (very high data rates—e.g. hundreds of Mbps—can be implemented by using more costly devices such as a lithium niobate or semiconductor modulator). However, it must be remembered that the scheme is in essence simplex transmission, with part of the downstream packets being used to provide for the upstream data, as opposed to most modems which use duplex transmission (i.e., separate full-time downstream and upstream channels). The overwhelming attraction of this system is cost—it is enormously less expensive than using a laser. CED

**References**

1. "Silicon Modulator Based on




Figure 4. Photograph of a MARS optical modulator.

Mechanically-Active Anti-Reflection Layer with 1 Mbit/sec Capability for Fiber-in-the-Loop Applications," J. Walker et al, *IEEE Photonics Technology Letters*, September 1994.

2. "A Silicon Optical Modulator with 5 MHz Operation for Fiber-in-the-Loop Applications," J. Walker et al, Proceedings of Transducers '95, Stockholm, Sweden.

3. "A Wavelength-Division Multiplexed Passive Optical Network with Cost-Shared Components," N. Frigo et al, *IEEE Photonics Technology Letters*, November 1994.

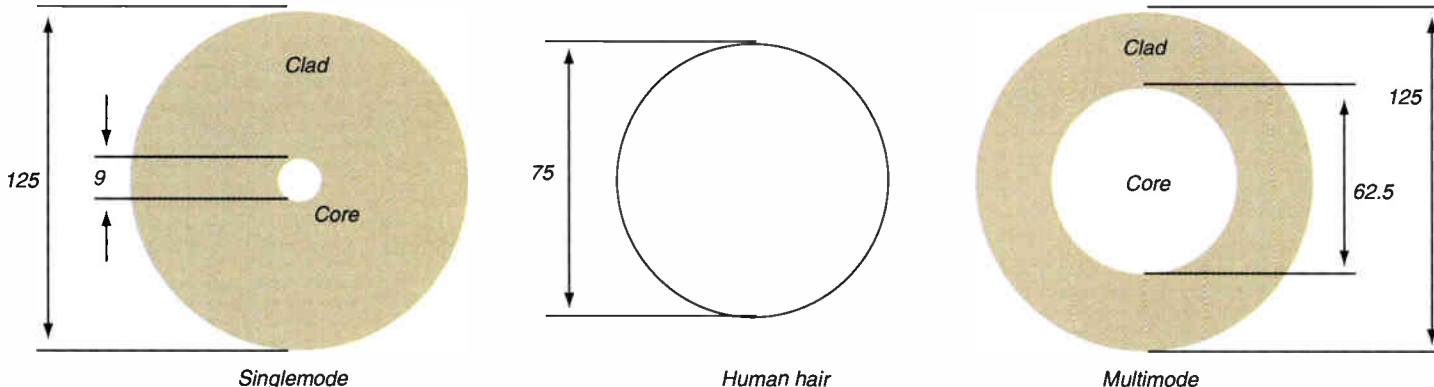
4. "Demonstration of Performance-Tiered Modulators in a WDM PON With a Single Shared Source," J. Walker et al, Proc. 21st Eur. Conf. on Opt. Comm. (ECO'95—Brussels).



**About the author**

Lawrence W. Lockwood is president of TeleResources, a consulting firm based in Arlington, Va.

Figure 5: Relative sizes for optical fiber (in microns).










# More questions than answers for data

Can MSOs thread the mass-market needle?

By Fred Dawson

The cable industry is in a position to create a huge consumer market for high-speed data services ahead of anyone else, assuming MSOs can come up with a truly mass market product.

This is no mean task in an environment where commercialization of the Internet is putting market momentum behind next-generation technical advances that could have a lot to do with just how broadly connected cable's broadband pipeline turns out to be. Making the task more difficult is the fact that many



MSOs are seriously considering mass-market expansion of high-speed data services using one-way cable networks in conjunction with telephone return links, leaving little time to think through the implications of new developments.

"It makes sense to us to do whatever we can to expand our market base as quickly as possible without waiting to activate all our systems for interactive ser-

vice," says Glenn Jones, chairman and CEO of Jones International, which began offering "Jones Internet Channel" services to subscribers in Alexandria, Va. in April. Jones, the first MSO executive to go public with such plans, says his firm will use telephone lines for return signals as it extends high-speed data services into several additional cable systems in the coming months, including its main Colorado properties.

To some technical leaders in cable's high-speed data initiative, such plans are tantamount to heresy. "It will undermine the integrity of the business we're building to link our services to the constraints of upstream telephone connections," says a leading engineer, asking not to be named. "If we don't lock in the serious users, who own most of the PCs that can benefit from high speed in the first place, the telcos will."

But broad market reach is crucial if cable is going to go beyond offering faster navigation of the Internet to capture the content potential that goes with high-speed data access, insists NBC Cable President Tom Rogers, who is banking on the ability to use the NBC-Microsoft Network to deliver multimedia tie-ins with regular cable and broadcast fare.

"The high-speed data modem can't be another digital set-top disappointment," Rogers says, noting the on-line tie between cable and broadcast TV and high-speed data access is "the raison d'etre" for NBC's partnership with Microsoft. "The cable modem is absolutely critical to the cable industry's regaining the mantle as the provider of choice among consumers."

While many would contend cable has not lost that mantle, notwithstanding the encroachments of digital satellite service, there is growing concern within the industry that limiting the market for high-speed data services to two-way cable plant could not only slow development of consumer-oriented content, but could cause a backlash among customers as well. "Cable subscribers may not be understanding when you tell them they have to wait to get the service until the two-way plant is built," says Bill Luehrs, president of network systems for Zenith Electronics Corp., which saw its stock value skyrocket last month following news that it was turning to U.S. Robotics for supply of a telephone return path interface with headend routing gear.

MSOs have traditionally been reluctant to use the telephone return path for a number of reasons, including the desire to avoid any perception on the subscriber's part that the system uses telephone infrastructure. Moreover, there's a concern that the long periods spent on-line would require users to order second phone lines, adding new revenues to telco coffers.

But recent changes in the regulatory environment open ways for MSOs to mitigate the downside, says Donald Mulder, vice president for strategic planning at U.S. Robotics. "One option resulting from the changes in the rules is the cable company can become a reseller of telephone services, so that the return channel is part of its own branded service," he notes.

Operators might also consider using a wireless con-

# SOME ASK WHY?? AT POWER BATTERY WE ASK... WHY NOT??

At Power we asked...Why not design a Series of batteries that meet the special needs of the Telecom market? So we've done exactly that.

Power Battery is proud to introduce our new SENTRY SERIES CSL V.R.L.A. batteries. They have been specifically manufactured for use in stand-by Telecom applications.



## SENTRY SERIES CSL BATTERIES

- FRONT ACCESS, COPPER INSERTED TERMINALS FOR EASE OF MAINTENANCE
- 99.7% PURE LEAD GRID ALLOY
- NEW 3 X 2 CELL CONFIGURATION FOR REDUCED CASE WALL STRESS
- HEAVY RIBBED EXTERNAL CASE WALL
- COLD FORGED TERMINAL BUSHINGS TO ELIMINATE POST LEAKAGE
- OVERSIZED, LOW RESISTANCE, THROUGH THE PARTITION INTER-CELL WELDS
- FLAME ARRESTING, LOW PRESSURE SAFETY RELEASE VENTING SYSTEM (RECOGNIZED PER U.L. 924)
- DROP TERMINAL FOR REDUCED OVERALL HEIGHT
- CASE THICKNESS DESIGNED FOR ENHANCED THERMAL CONDUCTIVITY
- THERMALLY SEALED CASE TO COVER BOND TO ELIMINATE LEAKAGE
- COPPER BUSS BARS AND TERMINAL COVERS
- MEASURED, HIGH VACUUM ACID FILL REDUCES VOLTAGE AND CAPACITY VARIABILITY
- TESTED IN ACCORDANCE WITH BELL CORE TR-NWT.000766 & BS 6290 PART 4
- MEETS UL 94V ZERO AND 28 LOI CASE MATERIAL REQUIREMENTS

**POWER**   
POWER BATTERY COMPANY, INC.

Power for a World of Applications

For more information on Power's complete line of batteries, or for Power Battery's new interactive CD-ROM  
**CALL: 1 - (201) 523-8630 EXT. 150 or E-Mail us at: [powbat@idc.net](mailto:powbat@idc.net).**  
**Be sure to visit our homepage on the World Wide Web! - <http://www.powbat.com>**

USA - 25 MCLEAN BLVD., PATERSON, NJ 07514-1507 PHONE (201) 523-8630 FAX (201) 523-3023  
E-MAIL US AT [powbat@idc.net](mailto:powbat@idc.net) or at [powbat@aol.com](mailto:powbat@aol.com)

CANADA - 770 THOMAS AVE., IBERVILLE, QUEBEC, J2X5E7 PHONE (514) 346-3273 FAX (514) 346-8083

EUROPE - UNIT 4, CLARENCE WHARF INDUSTRIAL EST., MUMBY ROAD, GOSPORT, HANTS PO121AJ, U.K.  
PH - 44 - 1 - 0705-510915 FAX - 44 - 1 - 0705-510916

Circle Reader Service No. 79

**Microsoft Network is using wavelet compression to support fast-paced browsing and image access**

nection to PCS microcells, Mulder says. "By adding a transmitter to the modem, we could supply a path that avoids the telephone line altogether," he notes.

For a long time, the voice in the wilderness supporting use of the telephone return to broaden cable's high-speed market base was General Instrument, which gambled on the appeal of one-way cable with a first-generation cable modem that doesn't even provide for using a return path over the cable network if one is available. The firm's SURFboard, operating at 27 megabits per second, per 6-MHz channel in the downstream, is designed to deliver consumer-oriented multimedia with video content from the get-go, says Mike Ozburn, vice president and general manager of GI's telecommunications group.

"Our focus is on encouraging operators, content developers and suppliers to think about the platform as a conduit for what we're calling 'videoware'," Ozburn says. "The content is out there. The issue is what the mass market platform is going to be as developers plan to expand the multimedia components on-line."

GI's Videoware Innovation Partners program has drawn participation from more than three dozen software and hardware tool makers, programmers and other entities, including Macromedia, Microsoft, Silicon Graphics, Sun Microsystems, 7th Level, PBS and FORE Systems. "We've spent two years growing this platform, and we think it's going to pay off in the near future," Ozburn says.

As further evidence of growing demand for a telephone return path, Motorola Corp. plans to add the capability to its modems by the third quarter, says Ron Smith, director of operations for the firm's multimedia group. "The modem will be fully two-way capable in the HFC (hybrid fiber/coax) environment so that the operator can go to the cable upstream without changing out the subscriber hardware," he says.

**The new content wave**

TCI, with 2 million of its 20 million franchised households now passed by interactive high-capacity plant, according to COO Brendan Clouston, is said to be among the companies looking at use of the telephone return path to expand its high-speed service delivery base. "They know there's going to be a new buzz on data access in the media world as things move to video, and they don't want to constrain the opportunity they see for their programming interests in this area," says a source familiar with the company's thinking.

But, to begin with, TCI and its media affiliates will exploit the narrowband side of the on-line marketplace where there is product to build a business. "We . . . believe consumer information services tied to news, travel, health and sports will lead the way into a larger market for data services," says Allen De Bevoise, president of TCI Interactive, a unit of Tele-Communications Inc. that is seeding content development by backing large and small developers alike.

These will pre-date and help prepare the way for

more entertainment-oriented fare, De Bevoise adds. But, from a technical standpoint, they will also help dictate the parameters for broadband versions of narrowband content.

"To think one new system takes over and changes everything people are doing in today's on-line environment is a mistake," says cable programming and on-line veteran Scott Kurnit, who was head of the MCI/News Corp. on-line venture until it was disbanded three months ago.

"We're going to see 14.4- and 28.8-baud access operating side-by-side with 1.5 megabit-per-second data streams, and content will have to be positioned to flow over whatever lines the orders are coming from," Kurnit says. "The answer isn't four or five different versions of content stored at a Web site."

This applies not only to things like run-time and graphics engines, APIs (application program interfaces) and operating systems in the creative environment, but to the compression system as well. MPEG as a solution for the on-line data world as it moves to broadband "is never going to happen," Kurnit warns.

As Kurnit notes, the leading alternative to MPEG, wavelet technology, is moving rapidly into the mainstream, boosted by a major move in that direction last year by Microsoft Corp. and recently fueled by the efforts of VDOnet Corp., a startup in Santa Clara, Calif. that has begun real-time video transfers over the Internet on low-speed phone lines. The VDO software supports choppy but viewable TV segments in a window covering about one-fourth of the PC screen, with screen size and frame speeds varying with the amount of bandwidth available to the user.


"The system as presently configured scales up to 256 kilobits per second," says Mark Smith, a member of VDO's technical staff. "Everything is done in software, with a video capture card as the only equipment necessary at the user end."

The system is not capable of showing live TV, because all material must be encoded and stored to enable the software to read the end-user data capacity and to adjust the feed accordingly. But its low-bit-rate capability makes video feasible in on-line environments where MPEG falls apart, Smith notes.

Microsoft Network is using the scalable properties of wavelet compression to support fast-paced browsing and image access, says David Seres, senior product manager responsible for ITV network marketing at the company's consumer systems division. "We've found that this technology allows us to make the best of the narrow bandwidth available over telephone lines," Seres says.

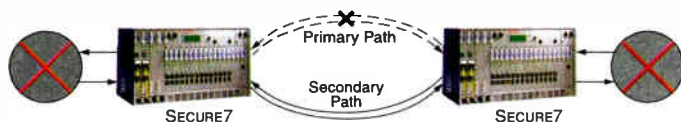
Where MPEG is based on algorithms that eliminate redundant information and predict motion, wavelet compression retains the information of every picture frame, redundant or not, and does not use motion prediction. Instead, the wavelet transform clips the sine waves that are used to represent information, reducing the amount of data required to characterize each waveform.

SECURITY. DIVERSITY. RELIABILITY.



# SECURE7 PROTECTS DATA.

Right over existing network infrastructure!



Partner with Telecom Solutions, and, you'll be in a perfect position to pick up the gold. Telecom Solutions has long been a premier company in helping to build reliable networks.

Telecom Solutions' new SECURE7™ system protects critical data from virtually every kind of network fault. As you can see from the diagram, any failure in the primary data path causes automatic switching to the protection path. And it doesn't matter one bit what kind of network you are using.

See us at Cable-Tec Expo, Booth 305. If you prefer, ask us for our new applications guide, *SECURE7: A New Approach to Data Security and Network Reliability*. Phone (408) 433-0910, fax (408) 428-7895 or e-mail [secure7@telecom.com](mailto:secure7@telecom.com). Address Telecom Solutions, 85 West Tasman Drive, San Jose, California 95134. Visit our web site at <http://www.telecom.com>.

Now there's a choice in communications networks. Full service network providers are in a great position to get a bigger share of the business. That is, if these providers can move all the data securely and safely.

**TELECOM  
SOLUTIONS**  
a division of SymmetriCom, Inc.

**Interoperability  
with the existing  
content base  
is crucial to  
creating a  
product for a  
mass market**

"We're gaining efficiency by how the code is stored rather than throwing away redundant data," says Tom Lineham, project coordinator for the "HARC-C" wavelet technology developed at the Houston Advanced Research Center, a non-profit affiliate of the University of Texas. "We can recover each frame in its entirety, and there is no problem with quick scene changes."

Adding fuel to the wavelet trend are the efforts of Digital Video Arts Ltd. of Dresher, Pa. and Intel Corp., supplier of a new wavelet version of Indeo video compression software. DVA is producing a video capture and compression board, known as the "WakeBoard," to support non-linear editing in real time as well as real-time video distribution over networks.

"We're taking a different approach from VDO, but it's in the same ballpark," says Scott Hooper, an engineer with DVA. "We're looking into approaches that would allow content developed on our board to be distributed over a variety of Internet distribution systems, but, right now, we're focused on the editing end of the process."

Lineham is convinced the market base on the developers' side will drive penetration of the compression format to the mass market. "We believe our compression software solution can capture a significant share of the installed base of PC users who want to work with video," he says.

**Covering all bases**

The good news for network operators is that the emerging wavelet platform doesn't represent a threat to anything currently underway in MPEG on the video side, given MPEG's role as the compression standard not only for network systems but for DVD (digital video disk) as well. But it suggests network operators must be careful to ensure hardware they're implementing maximizes transport efficiencies for emerging technologies.

This is why GI is moving from an MPEG transport layer in its first-generation cable modems to ATM (asynchronous transfer mode) transport with the next generation of SURFboard product, which is designed for use on two-way cable systems. "This is the format best suited to the network remaining forward compatible," Ozburn says.

The telcos agree, which is one reason they are not in a big hurry to deploy ADSL (asymmetrical digital subscriber line) or its symmetrical variations, notwithstanding cable's headstart in high-speed data. The leaders in the field, Bell Atlantic, US West and GTE, have taken cautious approaches to bringing ADSL along, leaving unclear when they will move beyond recently announced technical trials to high-speed data rollout.

Telcos, of course, want to make sure the technology is really up to real-world operations in all types of line-environments, but they also don't want to rush out a high-speed data product based on Ethernet protocols, notes Kim Maxwell, who heads the ADSL Forum. "There is a strong, strong feeling among telephone companies participating in the forum that, over time,

they want to base high-speed data access on the emerging ATM infrastructure," he says.

"Mass rollout for ADSL is probably going to be significantly ATM based," says Bill Rody, marketing vice president for ADSL system supplier Westell Telecommunications Inc. "Fast Internet and on-line access can be introduced over the IP (Internet protocol) network, but the grand vision among all of us is a seamless multimedia network embedded in the ATM architecture."

Meanwhile, the sudden show of telco aggression on the ISDN front promises to accelerate efforts to scale the narrowband Web content environment to a more graphic-rich wideband environment. Here, again, the message for cable is that interoperability with the existing content base is crucial to efforts to create a broadband product for a mass market.

In one example of what is coming together in this vein, Bell Atlantic recently announced creation of a new unit, Internet Solutions, that would provide a wide range of data services to consumers and business customers over a new generation of user-friendly gear. Stuart Johnson, group president for large business and information services at Bell Atlantic, says Bell Atlantic is testing new pricing and installation procedures in Maryland in preparation for a streamlined approach to offering ISDN in conjunction with Internet access rollout this summer.

"We are perfecting ways to reduce installation time and to simplify ordering ISDN services," he says, adding that, already, "our prices are as good as or better than ISDN prices anywhere else."

Officials note Internet Solutions has licensed the first ISDN-compatible version of Netscape Communications' browser and will use other tools from the software supplier to support content development. BAIS has also reached an agreement with Microsoft Network for provision of a customized version of the service.

"We will be major players in the Internet arena," says Bob Beron, president of BAIS. "Our customers are asking for these services, and we intend to provide them."

Can cable thread the needle, maintaining compatibility with an exploding multimedia base in the narrow- and wideband Web environment while building a mass market base for high-speed access in advance of the anticipated shift of the data communications platform to ATM two years from now?

"You have to remember that the cable industry has the option to add more channels for data as new systems come on the market and demand grows," Ozburn says. "What we're saying is that, as long as there is a base for interoperability with the rest of the world at the headend, there's plenty of room to evolve in the cable plant environment."

From Tom Rogers' perspective, cable has no choice if it is to capture the audience of the future.

"Everything we're seeing in consumer-oriented Web site development is really a forerunner to personalized, interactive TV," he says. "That's what we're playing for." **CED**



JUNE

**3-6 Fiber Optic Training**, produced by The Light Brigade Inc. Location: New York, N.Y. Call Pam Wooten (800) 451-7128 for more information.

**3-7 The International Conference on Consumer Electronics (ICCE)**, sponsored by the Consumer Electronics Society of the IEEE. Location: Westin O'Hare Hotel, Chicago. Call Diane Williams (716) 392-3862.

**6-7 Fiberworks: Broadband Cable Television Technology (BCTT)**, produced by Antec. Location: Elk Grove Village, Ill. Call (800) FIBERME for more information.

**11-13 8600X System Operation and Maintenance**, produced by Scientific-Atlanta Institute. Location: Atlanta. Call Bridget Lanham (800) 722-2009, press 3.

**11-14 Fiber Optic Training**, produced by The Light Brigade Inc. Location: Phoenix, Ariz. Call Pam Wooten (800) 451-7128.

**11-14 Fiberworks: Fiber Optic System Training (FOST)**. Location: Antec Training Center, Denver, Colo. Call (800) FIBERME.

**13 Penn-Ohio SCTE Chapter, Testing Session**. Installer certification exams to be administered. Location TBA. Call Marianne McClain (412) 531-5710.

**18 Desert SCTE Chapter, Testing Session**. BCT/E and Installer certification exams to be administered. Location: Colony Cablevision office, Palm Desert, Calif. Call Bruce Wedeking (909) 677-2147.

**18-20 Digital Network Engineering Training**, produced

## Trade shows

### June

**2-5 Canadian Cable Television Association's Annual Convention & Cablexpo**. Location: Edmonton, Alberta. Call Christianne Thompson of the Canadian Cable Television Association at (613) 232-2631.

**10-13 SCTE Cable-Tec Expo '96**. Location: Nashville, Tenn. Call SCTE headquarters (610) 363-6888.

**23-27 Supercomm '96**. Sponsored by USTA and TIA. Location: Dallas, Texas. Call (800) 278-7372.

### July

**10-12 Wireless Cable '96**. Location: Denver, Colo. Call the Wireless Cable Association Convention Services office at (202) 452-7823.

### August

**20-22 Great Lakes Cable Expo**. Location: Indiana Convention Center, Indianapolis, Ind. Call (317) 845-8100.

**25-28 Rocky Mountain Expo 1996**. Location: Snowmass, Colo. Call the Colorado Cable Television Association at (303) 863-0084.

by General Instrument. Location: Hatboro, Pa. Call Lisa Nagel at (215) 830-5678.

**24-27 Hands-On Fiber Optic Installation, Maintenance and Restoration for CATV Applications**, produced by Siecor Engineering Services Training. Location: Hickory, N.C. Call Lynn Earle at (704) 327-5539, or Phyllis Townsend (704) 327-5560 to register.

**25-26 Migration to Digital Networks**, produced by Scientific-Atlanta Institute. Location: San Francisco. Call Bridget Lanham (800) 722-2009, press 3.

**25-27 Fiberworks: Digital Networks Training (DNT)**, produced by Antec. Location: Sheraton Suites Hotel, Elk Grove Village, Ill. Call (800) FIBERME.

**29 Llano Estacado SCTE Chapter, Technical Seminar**. First Annual Vendor Day with Technical Workshops and Cable-Tec Games. Location: Lubbock, Texas. Call David Fielder (806) 793-7475, ext. 4518.

**8 Broadband Network Overview**, produced by General Instrument. Location: Toronto, Canada. Call Lisa Nagel at (215) 830-5678.

**8-12 Broadband Communications Network Design**, produced by General Instrument. Location: Toronto, Canada. Call Lisa Nagel at (215) 830-5678.

**9-12 Fiber Optic Training**, produced by The Light Brigade Inc. Location: Houston, Texas. Call Pam Wooten (800) 451-7128.

**10-11 Cable Telephony '96**, produced by ICM Conferences. Location: The Radisson Hotel & Suites, Chicago, Ill. Call (312) 540-3010.

**15-16 SCTE Regional Training Seminar**. Topic: Introduction to Data Communications. Location: Seattle, Wash. Call SCTE headquarters (610) 363-6888.

**15-18 Fiber Optic Training**, produced by The Light Brigade Inc. Location: New Orleans, La. Call Pam Wooten (800) 451-7128.

**22-25 Fiber Optic Training**, produced by The Light Brigade Inc. Location: Seattle, Wash. Call Pam Wooten (800) 451-7128.

**23-25 FiberBase Product Training**, produced by ADC Telecommunications Inc. Location: ADC corporate headquarters, Minneapolis, Minn. Call (800) 366-3891, ext. 2040.



JULY

B R O A D B A N D   S E M I N A R

---

**BROADBAND COMMUNICATIONS TECHNOLOGY**

**JULY 16 - 18 / DENVER, CO**

C-COR offers a 3-day introductory level course on broadband communications as applied to hybrid fiber/coaxial cable television systems. This course is intended to acquaint those with a data communications or telephony background to frequency division multiplexed broadband networks.

For more information call 800-233-2267 ext. 4422.

**C-COR**  
ELECTRONICS INC. 60 Decibel Road State / College, PA 16801



## Singapore licenses Macrovision tech

SUNNYVALE, Calif.—Singapore Telecommunications Pty, Ltd. has been licensed to implement and test Macrovision's Pay-Per-View Copy Protection technology in the digital video network trial it will launch later this year. The company represents the second major digital video network operator in Asia to incorporate Macrovision's copy protection into its VOD system, according to information released by Macrovision.

As part of its agreement, Singapore Telecom will implement Macrovision copy protection in its video server headend and in all of the digital set-tops it deploys throughout Singapore for the test. The network operator has engaged the services of Fujitsu Ltd. as its system integrator and will be utilizing set-tops made by Stellar One Corp., and video servers from Hewlett-Packard Company.

## Wegener delivers MPEG-2 to Turner

DULUTH, Ga.—Wegener Corp. has delivered MPEG-2 digital video broadcast products to Turner Broadcasting System Inc. That package includes Satellite News Gathering (SNG) capability, and Wegener's Series DV MPEG-2 digital products.

Replacing an existing analog channel, the Wegener equipment will be used to transmit daily, live-anchor news broadcasts from CNN's Hong Kong studios for use on CNN and CNN International program services.

## CableData forms new group

RANCHO CORDOVA, Calif.—CableData Inc. has formed a Professional Services Group, to be led by Rick Cluthe, group vice president. Already involved in projects worldwide, the group was formed in anticipation of changing market needs and in response to customer requests, according to the company.

The new group is comprised of four organizations: Education Services, Consulting Services, Systems Support Services and Technical Writing Services.

The Education Services unit includes two CableData education centers, located in the United States and in the United Kingdom, which offer instructor-based product and industry courses; on-site training at customers' facilities; video-based independent training kits; and Classroom, an interactive, multimedia CD-ROM training package.

The Consulting Services group offers pre- and post-sales analysis; operational audits and data reconciliation; workflow analysis; and other services.

The Systems Support Services team offers services including data warehousing and

decision support services; database services such as system definition and initialization, system expansion, database migrations and system consolidations; and network services. Finally, the Technical Writing Services unit develops the reference libraries for CableData products, processes and systems.

## SeaChange has new name, address

MAYNARD, Mass.—SeaChange Technology Inc. has changed its name to SeaChange International Inc. The company has also relocated its headquarters from Concord to Maynard, Mass., about 30 miles west of Boston.

The company's new corporate headquarters has 25,000 square feet. SeaChange still retains its manufacturing facility in Acton, Mass., and its video server development facility in Greenville, N.H. Its regional sales offices remain unchanged.

The new corporate headquarters is located at 124 Acton St., Maynard, Mass. 01754. Phone: (508) 897-0100; fax: (508) 897-0132; customer service phone: (508) 897-7300. Its web site is located at: <http://www.seachange-tech.com>.

## GI, HCL create India joint venture

CHICAGO—General Instrument Corp. has signed a definitive joint venture agreement with HCL Corp. of New Delhi, India to produce broadband communications equipment for the Indian market. GI and HCL will be equal partners in HCL General Instrument Ltd., which will design, manufacture and distribute products such as set-tops, cable television amplifiers, RF and fiber optic distribution equipment and headend electronics.

GI's partner in the joint venture, HCL Corp., is a \$450 million Indian conglomerate with interests in the manufacturing and distribution of computers, office automation products, software, satellite-based VSAT network services and global education services.

Since 1991, India's cable subscriber base has grown from zero to more than 13 million. The country's subscriber base is expected to pass 50 million by the year 2000.

## Alpha opens facility in Atlanta

BELLINGHAM, Wash.—Alpha Technologies has opened a new, 25,000 square-foot manufacturing facility in Atlanta, which will house final assembly operations for Alpha's Broadband Power Systems, as well as regional sales offices and a customer service center. Full production capacity at the facility is slated to be brought on-line in July.

The address of the new facility is: 1775 Corporate Way, Suite 100, Norcross, Ga. 30093; phone (770) 931-1001.

Alpha is headquartered in Bellingham, with facilities in Canada, the United Kingdom, Germany, Cyprus and Australia.

## S-A opens tech support center in Brazil

ATLANTA—Scientific-Atlanta Inc. has opened a sales and technical support center in Sao Paulo, Brazil. The new facility, Scientific-Atlanta do Brasil, houses sales and technical staff to service the company's customer base in Brazil, providing broadband voice, video and data networks and satellite television distribution networks for cable television, telephone, electric utility and programming companies in the area.

S-A has done business in Brazil since the early 1980s, with earth station and B-MAC encryption network installations. In 1995, cable subscriber rates in the country grew an estimated 220 percent and are expected to increase by 85 percent in 1996.

Jorge Vespoli, managing director of the southern cone of South America, will direct operations at S-A do Brasil, and Derek Gant, country manager, will manage the new center. The sales and technical support center is located in the Morumbi district of Sao Paulo.

## Motorola cooking up interactivity

ARLINGTON HEIGHTS, Ill.—Motorola Inc.—Multimedia Group has launched the CyberSeed Venture Program to stimulate the growth of companies that provide customers with revenue-generating development tools, interactive services and content. The program will provide selected companies with a range of support for their growth, including equity funding, strategic partnership development and the establishment of distribution channels, as well as marketing and technical resources.

Venture companies will also have access to the Motorola Multimedia Group's cable and telephony customers.

Companies already receiving such support from Motorola include Omniview Inc., Virtus Corp., Protozoa, Viewpoint DataLabs and Multichannel Communication Sciences Inc. (MCSI).

In a related announcement, the company's Multimedia Group has established a cooperative marketing agreement with Discovery Communications Inc., which provides a framework for the two companies to explore joint marketing and educational campaigns such as print advertising, trade show exhibits, direct mail programs and market research. The two will also collaborate on the development of interactive multimedia content which takes advantage of Motorola's CableComm products. **CED**



# SEEKS LEAKS

## + Multi-Channel Level Testing

**NEW**

### CLI-1450 Combination Meter

**Greater Versatility...** The new CLI-1450 presents leakage detection and MicroStealth measurement capability in a single, handheld installer meter.

The CLI-1450 Leakage/Signal Level Meter with 0.5  $\mu$ V sensitivity finds even the smallest leaks and automatically converts distances to equivalent 10-foot readings, maximizing freedom from error.


**Tagging Capability...** False alarms are virtually eliminated with head-end video "tagging" that differentiates leaks and increases detection range. Installers save time and unnecessary aggravation. It's even compatible with existing tagging systems.

**Value...** You'll wonder how we squeezed so much capability into a multi-channel tester, yet offer it at a fraction of the price you'd expect.

### MicroStealth Multi-Channel Capability...

The CLI-1450 also includes the industry's most popular installer meter features:

- Multi-channel, high resolution LCD display on a single screen
- Up to 890 MHz
- Lightweight/hand-held
- Rugged/water resistant



The CLI-1450 leakage/signal level meter is just part of the complete line of quality test and measurement equipment from Wavetek. Each product offers powerful performance and is designed to meet your specific testing needs.

All the performance, speed, and ease of use you demand—at a price you expect from a leader.

**Call 1-800-622-5515**

<http://www.wavetek.com>

Circle Reader Service No. 82

*Wavetek... partners in productivity for over 35 years*

**WAVETEK**

# Ad Index

	<b>Reader Service #</b>	<b>Page #</b>		<b>Reader Service #</b>	<b>Page #</b>
ABC Cable Products, Inc.....	18	33	Pirelli Cables North America—		
ADC Telecommunications, Inc.....	7	10-11	Communications Division . . . . .	51	77
ADC Video Systems . . . . .	36	56-57	Power Battery Co. Inc. . . . .	79	123
AEL Industries, Inc.....	46	71	Power Guard . . . . .	12	21
Albrit Technologies.....	50	76	Production Products Co. . . . .	16	28-29
Alcoa Fujikura Ltd. . . . .	77	119	RELTEC . . . . .	45	69
Alcatel Telecommunications Cable . . . . .	53	79	RMS International . . . . .	27	45
Alpha Technologies . . . . .	10, 11	17, 19	Sadelco, Inc. . . . .	28	46
Amphenol Fiber Optic Products . . . . .	64	93	Scientific-Atlanta. . . . .	84	148
Antec . . . . .		Card Insert, Spine	SDL, Inc. . . . .	17	31
Avantron Technologies . . . . .	24	42	SeaChange International . . . . .	65	95
Barco, Inc.....	25	43	Sencore . . . . .	13	23
Budco . . . . .	41, 85	64, 104	Siecor Corp. . . . .	19, 22	35, 40
C-COR Electronics, Inc. . . . .	81	127	Spectrum. . . . .		Card Inserts
Cable Prep/Ben Hughes Comm. Products.....	37	58	Sprint North Supply. . . . .	8, 39	13, 61
CADCO Systems, Inc.....	38	59	Standard Communications. . . . .	3	5
Communications & Energy Corp. . . . .	40	80	Starnet Development, Inc. . . . .	62	91
CommScope/G.I. . . . .	60	85	Superior Electronics Group, Inc. . . . .	83	147
ComSonics, Inc. . . . .	33	53	Tech Electronics, Inc. . . . .	47	72
Contec . . . . .	68	101	Telecom Solutions . . . . .	80	125
Corning Inc. . . . .	71	107	Telecrafter Products. . . . .	4	6
Dawn Satellite, Inc. . . . .	59	83	Telewire Supply. . . . .	40	63
Drake, R.L. . . . .	23	41	Tellabs, Inc. . . . .		Wall chart
Epitaxx Optoelectronics.....	30	48	Texscan Corp. . . . .	34	55
Flight-Trac . . . . .	67	99	TFT, Inc. . . . .	61	87
Fujitsu Network Trans. Systems.....	49	74-75	Times Fiber Communications . . . . .	70	105
General Instrument Corp. . . . .	48	73	Trilithic, Inc. . . . .	14	25
Harmonic Lightwaves.....	15	27	Trilogy Communications. . . . .	9	15
Hewlett-Packard Co.....	5	7	Tulsat . . . . .	44, 78	67, 121
ISC/Datacom.....	73	110	Vela Research, Inc. . . . .	21	37
Laser Precision Corp. . . . .	42, 66	64, 97	Wavetek Corp. . . . .	6, 69, 82	9, 103, 129
Matrox . . . . .	75	113	West End Systems Corp. . . . .	72	109
Microwave Filter Co. Inc. . . . .	26	44			
Mitsumi Electronics . . . . .	20	36			
Moore Diversified Products, Inc. . . . .	31	49			
Motorola Inc.-Multimedia Div. . . . .	1	2, 3			
NCTI . . . . .	32	50			
Noyes Fiber Systems . . . . .	52	78			
Objective Systems Integrators . . . . .	74	111			
Ortel Corp. . . . .	76	117			
Pace Micro Technology . . . . .	63	89			
Performance Cable TV Products.....	55, 56, 57, 58	81			
Philips Broadband Networks . . . . .	29	47			
Pioneer New Media Technologies . . . . .	43	65			

## Product Showcase

Arco Corp. . . . .	110	134
dB-tronics, Inc. . . . .	112	135
DH Satellite . . . . .	111	134
Eagle Comtronics, Inc. . . . .	113	135
Line Ward Corp. . . . .	114	135
Monroe Electronics, Inc. . . . .	115	136
Multidyne Electronics . . . . .	116	136
Quality RF . . . . .	117	136
Tempo Research . . . . .	118	136

### Matrox Video Products Group's DigiSuite

ActiveMovie is a specific multimedia implementation of the Component Object Model (COM) software architecture known through its use in Microsoft's OLE. The improved audio/video file format that was originally proposed by the OpenDML consortium has been incorporated into ActiveMovie. High-performance I/O throughput is ensured by the new data streaming architecture, according to the company.

DigiSuite features CCIR-601 10-bit D1 video quality, PCI-bus high performance and a modular architecture. The family's components include: DigiMix, a digital video/graphics mixer with 2D DVE; DigiMotion, a dual-channel motion-JPEG codec/digital audio mixer/SCSI controller; DigiVid, a multi-channel analog video I/O board; QMPEG-2, a four-channel MPEG-2 decoder; and Marvel Millennium, a video-in-a-window console.

Circle Reader Service number 90

grammable attenuation software and altitude compensation. In addition, the M90 now has a service counter for cleaning and changing the electrodes, displays that show total splices made and hours used, optimized parameter menus for easier access and a clock with data and time. The enhanced M90 also features expanded memory to store more than 1,000 splice loss values, a new processor, and simplified mechanics and electronics for easier maintenance.

Circle Reader Service number 95

### Aerial cable marker

ARLINGTON, Texas—ACP International has introduced the Millennium, a stainless steel cable



Millennium fiber cable marker

marker which is designed and guaranteed to last the life of the cable, according to the company.

The marker is a one-piece, snap-on unit that can be custom embossed and printed as requested.

Circle Reader Service number 96

### Optical amplifier

RICHARDSON, Texas—The Alcatel 1610 OA optical amplifier (release 4.0) now features a fluoride amplifier which provides flat gain across the entire 1550 nm window. Test results with fluoride fiber have shown flat gain over the entire erbium pass band (1530-1560 nm). The flat gain curve is achieved with equal input powers of the individual optical channels.

The technical benefits of this flat gain are two-fold, according to Alcatel. First, the gain excursion—the difference between the channel with maximum gain and the channel with minimum gain—is around 2 dB. Second, the signal-to-noise ratio excursion (the difference between the channel with the maximum SNR and the channel with minimum SNR—is around 1.5 dB. These results enable the use of the 1530-1542 nm wavelength range in line-amplified systems and to achieve improved performance across the entire 1530-1560 nm range.

This improved performance also allows re-use of the currently deployed optical wavelengths in 2-channel systems. With the entire pass band available for use, 19 channels can be transported via wave division multiplex (WDM), or 16 channels with bi-directional WDM. Other benefits that are recognized with the use of fluoride-based optical amplifiers include ease of addition or subtraction of channels because of the flat gain, and ease of channel add/drop because express and drop wavelengths can be segregated.

Circle Reader Service number 97

### Commercial IRDs

LAS VEGAS—DiviCom Inc. has announced a family of products designed to provide secured video, audio and data services for program distribution. The ProView Commercial IRD Series includes the PV 1110, PV 1120 and PV 1130, based on the international MPEG-2 and DVB standards for digital video, audio and data compression. ProView commercial IRDs offer an easy network management and upgrade path and wide L-band coverage (950-2150 MHz), according to the company.

Applications include satellite distribution to cable headends, business television and/or private networks, and digital turn-arounds.

The ProView 1110, 1120 and 1130 consist of an MCPC (multi-channel per carrier) QPSK satellite receiver and MPEG-2 decoder integrated into a compact chassis intended for rack-mount applications. The receiver provides connection with wideband communications channels, and the decoder provides demultiplexing,

descrambling, video/audio decoding and data services. SCPC, or single-channel per carrier models, will be available late this year.

Unique features include an independent audio port, and MPEG-2/DVB ASI (M2S) serial transport stream.

Circle Reader Service number 98

### Leakage detection

INDIANAPOLIS, Ind.—Wavetek Corp. has incorporated a sensitive leakage detection mode and MicroStealth measurement technology into one unit, the CLI-1450 leakage detection and signal level meter. The lightweight, handheld meter includes all of the features of MicroStealth Signal Level Meters: multi-channel measurement displays, a Go/No-Go Quick Check function, and an easy-to-read, high resolution LCD. The CLI-1450 can be used by leakage crews, and with leakage GPS tracking systems.

Circle Reader Service number 99

### Coaxial surge protectors

MIAMI, Fla.—Citel America Inc. has unveiled a new line of surge protectors for satellites, microwave and radios. The surge protectors will shunt to ground all the excess electricity and reset automatically after every strike. A special patented coaxial gas tube makes them capable of absorbing many surges without degrading.

Different types are available for UHF, BNC, F and N type. They maintain excellent transmission characteristics up to 2.5 GHz, according to Citel. In addition, all protectors offer EMI/RFI protection through their shield. Their small, compact size makes them easy to install in line as close as possible to the equipment to be protected.

Circle Reader Service number 100

### Strand-mount optical node

SANTA CLARA, Calif.—Harmonic Lightwaves Inc. has introduced the HLR 3830 Optical Node, the first in the company's new PWRBlazer family of optical nodes. The HLR 3830 integrates optical receivers, a multiple, high-output level amplifier and a return path transmitter in a compact package. The HLR 3830 is optimized for the company's network management system (NMS) software.

The basic configuration of the unit consists of one optical receiver, three RF output ports, a high-efficiency switching power supply, fiber port, fiber organizer and a return input/output port. The node features a forward bandwidth which extends from 45 to 870 MHz.

Circle Reader Service number 101

# PRODUCT/SERVICES SHOWCASE

**CED Product/Service Showcase offers the latest equipment and services available in the broadband marketplace. Many of these will be featured at upcoming industry shows.**

**Each showcase features a reader service number. Additional information is available FREE by simply completing the reader service card located between pages 130 & 131. Make the most of this special service by making your request NOW!**

**AERIAL INSTALLATIONS**

## **QUICKER F/O AERIAL INSTALLATIONS**

**Strand-Guard/FC™ takes the *STRESS* out of Aerial F/O installations!**

ARNCO's latest development, Strand-Guard/FC (Flex Core), is a flexible, high strength, corrugated HDPE duct, co-extruded with a UV stabilized jacket. Designed specifically to combat expansion /contraction forces (due to temperature variations), the duct is extremely resilient in aerial applications, won't jump out of traditional anchors and requires no expansion joints.




Strand-Guard/FC is available in 1" or 1-1/4" I.D. sizes with a 6.6M or 10M strand for added support. Reels of 2400 or 4800 feet are standard, so longer, continuous aerial runs are now possible ...without the *STRESS*. For further information, contact your ARNCO CATV rep or call:

**ARNCO® 1-800-321-7914**

ARNCO CORPORATION  
860 GARDEN STREET, ELYRIA, OH 44035 SCTE  
PHONE: 216-322-1000 • FAX: 216-323-7111 Booth #524

**Reader Service 110**

## **Downlink High Quality and Low Prices with DH Satellite's Complete Line of Antenna's and Mounts.**



The DH 3.7m Spun Aluminum one piece antenna gives you high performance gain, easy assembly with outstanding stability and delivery to your installation site.

**CALL FOR PRICING  
OR NEAREST DIST.**

**(800) 627-9443**

***DH Satellite***

600 N. Marquette Rd.  
Prairie du Chien, WI USA 53821

**Phone (608) 326-8406  
Fax (608) 326-4233**



**SATELLITE ANTENNAS**

**Reader Service 111**

Order equipment...from your office! Visit our home page on the Internet!


File Edit View Go Bookmarks Options Directory Help

Back Forward Home Reload Images Open Print Find Stop


**dB-tronics**  
864-574-0155  
FAX: 864-574-0383

Current URL: <http://www.dbtronics.com>

Page complete Image complete



**dB-tronics**  
Cable Television Equipment  
Sales & Service Center



- Scientific-Atlanta
- GI/Jerrold
- C-COR
- Philips Broadband
- Blonder Tongue
- Texscan
- Pico/Macom
- Drake

SCTE  
Booth #179

**Distributor**

- Scientific-Atlanta
- Insulation Systems
- Secure-It Specialists

**Manufacturer**

- Magnavox 550 MHz Trunk & Bridger PHD Upgrades
- S-A 450, 550 & 750 MHz Equalizers
- C-COR 750 MHz Equalizers
- GI Slimline Videocipher Chassis

**Specials: call for pricing**

- S-A System Amp II 550 & 750 MHz
- GI 450 & 550 MHz X-Series Gear, starting at \$250
- GI FFT 450 MHz Taps

**dB-tronics • 145 Tradd Street, Spartanburg, SC 29301**

Send email to [sales@dbtronics.com](mailto:sales@dbtronics.com) or [service@dbtronics.com](mailto:service@dbtronics.com)

REPAIR/DISTRIBUTOR

Reader Service 112

TRAPS

Reader Service 113



## TELEPHONE TRAPS

**CALL FOR FREE SAMPLE**

### (800) 448-7474


**EAGLE COMTRONICS INC.**

4562 Waterhouse Road, Clay, New York 13041  
(315) 622-3402 (800) 448-7474  
Telex #937361 Fax#(315) 622-3800

## YOUR BEST INVESTMENT DOWN THE LINE

### THE L2 UNDERGROUND PIPE & CABLE LAYER

- Lays wire or pipe to 16" depth
- Simple, efficient all mechanical drive
- Rugged yet compact & highly maneuverable
- 850 lbs. on rubber tracks provide for minimal lawn damage
- Reliable, consistent performance in a low maintenance machine
- Operator training provided
- 16 hp. Kohler magnum engine
- Boring attachment available



**LINE WARD**  
CORPORATION

157 SENeca CREEK ROAD  
BUFFALO, NY 14224 • 716 675-7373  
FAX 716 674-5334 • 800 616-9621

SATELLITE ANTENNAS

Reader Service 114

HEADEND EQUIPMENT

Reader Service 115



## HOW CAN I GET CONTROL OVER REMOTE LOCATIONS???

It's EASY when you use a **Series 6000 Remote Control** from Monroe Electronics! With a telephone or two-way radio, from the pole or your office, you can have interactive control of modulators, switchers, cameras or almost anything you can think of.

For over 15 years, we have supplied the CATV and Broadcast industry with reliable and affordable DTMF remote control systems. Call Today!

See us at the Cable-Tec Expo Booth #560

**ME MONROE ELECTRONICS** 800-821-6001  
716-765-2254  
Lyndonville, NY 14098 FAX 716-765-9330

## TEST CATV to FCC...

DS-3, Digital Fiber Optics, RS-250C Short-haul Broadcast, Microwave, ENG...

Now 10 bits



### TS-12 Handheld and Rack-mounted NTSC Video, Character and Stereo Tone Generators



Signal excellence

### MULTIDYNE

INNOVATIONS IN TELEVISION TESTING & DISTRIBUTION

In the U.S. and Canada call 1-(800)-4TV-TEST  
191 Forest Avenue, Locust Valley NY 11560-2132 USA  
1-(800)-488-8378, (516)-671-7278, FAX 1-(516)-671-3362

E-mail: [multidy@village.ios.com](mailto:multidy@village.ios.com)

Web Site: <http://www.zstarr.com/multidyne>

DEALERS AND REPS WELCOME WORLDWIDE

- 5 MHz Cable Sweep, (SIN X)/X & Multiburst for FCC In-channel Response Tests.
- NTC-7 Composite & VITS for FCC Chroma Gain/Delay & Differential Gain/Phase Tests.
- 95-100 IRE RAMP for DS-3 & Digital Fiber Optics noise measurements.
- MULTIPULSE for high frequency gain and group delay tests.
- Vertical Interval Test Signals (VITS) are necessary with today's Spectrum and Video analyzers.
- Dual Output, Black Burst and test signal.
- 16 programmable messages, 32 character ID.
- Inserts 16 character vertical interval ID (RM only).
- AC & DC operation, ONLY 4 AA batteries, up to 12 hours.
- Steel & Aluminum construction to withstand field use.
- Made in the U.S.A., 3 year warranty.

TEST & MEASUREMENT EQUIPMENT Reader Service 116

# QRF



## Quality RF Services, Inc

850 Parkway  
Jupiter, FL 33477

800-327-9767  
FAX: 651-744-4618

## L.E. Replacement Module

New!!

# QJLE

New!!

Fits GI/Jerrold\* Line Extender Housings (JLE, JLC, JLP, JLX & BLE)

550 or 750 Mhz

Two-way (5 - 40) with Power Double  
*Rugged, Reliable & State-of-the-Art*

\* Quality RF Services, Inc is not affiliated with nor is it a sales agent for GI/Jerrold Electronics

Reader Service 117

## One Small Step for Testing. One Giant Leap For Broadband Service.



SCTE Booth #308

A new step TDR is on your horizon. Featuring: the fastest rise time in the market today, DC to 1 gigahertz bandwidth, automatic cable impedance display, easy to follow keypad, and more.

This small step is a giant leap forward. Call Tempo Research and ask for Model 3120.



1221 Liberty Way • Vista, CA 92083 • (619) 598-8900 • Fax (619) 598-5634 • (800) 642-2155

TEST & MEASUREMENT EQUIPMENT Reader Service 118

# The issue: DBS competition

One of the most successful new products in the consumer electronics world has been digital TV—or more specifically, DirecTV. Since its launch about two years ago, DBS has exploded onto the multichannel video marketplace, signing up millions of subscribers

between DirecTV and PrimeStar. And now, EchoStar is up and running and others are soon to follow. Meanwhile, cable operators are forced to implement digital technology, probably until next year. What impact has this had on local cable systems?



## The questions:

1. How well would you say DBS is doing at signing up customers—both your subscribers and people who have never subscribed—who reside in your cable system?

Excellent       Good       Poor

2. How soon do you think DBS will have a measurable impact on your system, in terms of number of subscribers served?

Already has     Within 2 years     2-5 years     6+ years

3. Do you think consumers see DBS as a better financial investment than cable TV over the long run?

Yes       No       Don't know

4. To what degree has the launch of DBS affected your system's rebuild or upgrade schedule?

A lot       Some       Very little

5. In your opinion, what is DBS' "weak link" when compared to a cable system?

Hardware cost     Programming cost     No return path

Broadcast-only     Other

6. What percentage of your former subscribers have already switched to DBS services?

1-4%       5-10%       10%-20%       More than 20%

7. How likely is it that the success of DBS will hasten your system to upgrade to more channels and/or new services like data and interactivity?

Very likely       Somewhat likely       Not at all

8. Do you think most DBS subscribers are rural residents who haven't been wired for cable?

Yes       No       Don't know

9. Which do you think is a more formidable competitor to your system over the next three years—DBS or the telcos?

DBS       Telcos       Don't know

10. Has your system either lowered prices or offered any special promotions to ward off DBS competition?

Yes       No       Don't know

11. If it was available, would you implement digital compression today to increase your channel count?

Yes       No       Don't know

### Your comments:

**Fax us at  
303-393-6654**

Make a copy of this page and fax it back to us at the number above, or mail it to CED, 600 South Cherry Street, Suite 400, Denver, Colo. 80222.

\*Every month, we'll pick one response from those we receive and award \$50. See official rules below.

Names won't be published if you request your name to be withheld, but fill out the name and job information to ensure that only one response per person is tabulated.

**Your name and title**

\_\_\_\_\_

\_\_\_\_\_

\_\_\_\_\_

**System name:**

\_\_\_\_\_

**Location:**

\_\_\_\_\_

**Your MSO:**

\_\_\_\_\_

**Your job function:**

\_\_\_\_\_

**Daytime phone #:**

**Official rules:** No survey response necessary. Enter by returning the completed survey via fax or mail to the locations indicated above, or print the words "CED Return Path" on a 3"x5" card and mail it along with your name, address, daytime phone number and signature. To be eligible for the drawing, entry forms must be received by 5 p.m. on July 31, 1996. CED is not responsible for lost or misdirected mail. One entry per person. Forms mutilated, illegible or not in compliance with these rules shall be considered ineligible in the sole discretion of the judges. Odds of winning depend on the number of entries received. A random drawing from eligible entries will be held on or about August 1, 1996. Winner will be required to provide his/her social security number and proof of identification and is solely responsible for all federal, state and local taxes incurred. Prize is not transferable to any other person. Sweepstakes participants agree to waive any and all claims of liability against

CED magazine, Capital Cities Media Inc., Capital Cities/ABC Inc. and its affiliated and independent contractors for any injury or loss which may occur from participation in this sweepstakes or receipt of the prize. Winner consents to publication of his/her name for publicity purposes without further compensation. Participants must be 18 years of age or older. Employees of CED magazine, Capital Cities Media Inc., Capital Cities/ABC Inc. and its affiliated and subsidiary companies, and their respective employees, agents and independent contractors, and their immediate families are not eligible to participate. Void wherever prohibited, license required, restricted or taxed by law. Sweepstakes sponsors reserve the right to change or modify the sweepstakes rules while the sweepstakes is in progress. Participation in the sweepstakes constitutes acceptance of all sweepstakes rules.

**RESULTS**

# The issue: Powering

Like the blood that flows through our veins and arteries, power is the key to life when it comes to networks. Lose power, and you've lost revenue; make the

system more reliable, and the world beats a path to your door. So, what are you doing to improve your network's powering reliability?

A large majority of those who responded to this survey are either presently involved in or planning a system upgrade or rebuild, and nearly all of them are making plans to add telephony and high-speed data services over their networks.

Of course, one of the trickiest design questions for such networks revolves around plant powering. Some say it's necessary to go to 90V power to extend its reach, but most are sticking with 60V solutions, according to this survey.

Even though a large percentage say they use standby power supplies throughout their networks, they are split when it comes to deciding whether or not to use the centralized powering approach. In addition, there appears to be two schools of thought when it comes to reserve power, with the respondents split between four and eight hours.

When it comes to selecting power supplies, operators say they are most swayed by reliability, followed by quality, price and modularity. And finally, most operators are aware there are alternative forms of power, such as flywheels, natural gas generators and others.

*Congratulations to Eugene Neary of Adelpia Cable in Plymouth, Mass., who won \$50 just for sending in his response. Fill in this month's survey and fax it in today!*

## The results:

1. Is your system currently involved in, or planning for, an upgrade?

Yes	No	Don't know
<b>84%</b>	<b>11%</b>	<b>5%</b>

2. How likely is it that telephony services will be added to your system in the near future?

Very	Somewhat	Not at all
<b>58%</b>	<b>32%</b>	<b>11%</b>

3. How likely is that high-speed data and Internet access services will be added to your system in the near future?

Very	Somewhat	Not at all
<b>79%</b>	<b>11%</b>	<b>11%</b>

4. What power voltage will your company's newbuilds and rebuilds utilize?

60V	75V	90V
<b>74%</b>	<b>0%</b>	<b>32%</b>

5. What is the optimum size (in number of homes) of fiber nodes in your system?

<500 homes	500 homes
<b>32%</b>	<b>21%</b>
1,000 homes	>1,000 homes
<b>32%</b>	<b>11%</b>

6. Does your system presently employ standby power supplies throughout the plant?

Yes	No	Don't know
<b>79%</b>	<b>21%</b>	<b>0%</b>

7. Would you favor using a centralized power approach in your newbuilds?

Yes	No	Don't know
<b>47%</b>	<b>11%</b>	<b>42%</b>

8. When it comes to reserve power, how much do you think will be adequate in the future?

2 hours	4 hours	8 hours	Other
<b>0%</b>	<b>53%</b>	<b>47%</b>	<b>0%</b>

9. When it comes to power supply companies and technologies, what are the key requirements you look for?

Price	Reliability	Quality
<b>37%</b>	<b>95%</b>	<b>42%</b>

Modularity	Switchover time	Other
<b>37%</b>	<b>11%</b>	<b>0%</b>

10. Are you familiar with alternative powering options such as flywheels, natural gas generators and others?

Yes	No	Don't know
<b>53%</b>	<b>47%</b>	<b>0%</b>

### Your comments:

"Supplies should upgrade easily from 60V to 90V and be able to upgrade to future wattage requirements as the service penetration percentage increases."  
 - Joe Hohlmayer, Continental Cable, Centerville, Ohio

"90 volt powering through the drop is financially and operationally not viable for smaller operators because of the longer standby times required."  
 - Dan McKay, Coaxial Communications, Columbus, Ohio

"Powering will be a real challenge in the 750 MHz realm. Discussion has come up regarding use of 90V power supplies. Need will dictate that change."  
 - Greg Homer, Cox Communications, Kenner, La.



### White Sands

#### 1-800-Jumpers

CUSTOM MADE CABLE ASSEMBLIES INCLUDING  
F to F, N to N, BNC, RCA, F-81

Gilbert AHS	RG-56	Belden
LRC	RG-59	Times
Off Shore	RG-11	Comm/Scope
Amphenol	RG-213	Intercomp
	RG-214	

We will make any cable assembly. Quick delivery on all colors and lengths.  
Fax: (602) 582-2915. Ph (602) 581-0331

335 W. Melinda Drive, Phoenix, Az 85027

### INSTALLERS

NaCom, a contractor offering outstanding customer service for:

- Residential Premise Wiring
- MDU's
- Drop Buries
- Primestar
- Broadband Modems



Call (800) 669-8765, Ext. 3046

**NATIONWIDE**

### TKR Quality Repair at Competitive Pricing

REPAIR CENTER REPAIRS & SALES

- In Warranty Repair
- Jerrold Addressable Repair Specialist
- DP5, DP7 & DPV7 / Panasonic 1402, 1403
- Remote Repair (URC 450, 550)

For more information contact:

TKR Repair Center

Tel: (908) 583-2026 • Fax: (908) 290-1677  
25 Industrial Drive • Cliffwood Beach, NJ 07735

Free delivery & pickup in certain areas

TCI AFFIL.



### DESIGN EXTENDER THE MAPPING INNOVATORS

Est. 1982

A Division of GLA International

Strand Mapping  
As Built Mapping  
Rebuild Mapping  
Fiber Optic Routing  
MDU Surveys  
Map Digitizing  
System Design

FTF-FTSA Design  
Fiber Optic Design  
Lode Data - AutoCad  
Lynx, Focus, CableView  
Microstation (DGN) Experts  
File Conversions DWG - DGN - DXF  
CAD System Sales & Training

1799B Chesterfield Airport Rd. • Suite 100 • Chesterfield, MO 63005

Phone: 314-579-4627 or 800-875-8786 Fax: 314-579-4628

### LEMCO



**TOOLS:**  
CONSTRUCTION  
SPLICING  
DROP INSTALLATION

717-494-0620  
CATALOG: 800-233-8713



### PUPCO INC

**Paying Too Much For A Look-Alike Coax Cable Cutter?**

Call PUPCO, INC.

At 1-800-253-0375  
And Ask About Our P-76!



## QUALITY CABLE & ELECTRONICS INC

1950 N.W. 44TH STREET • POMPANO BEACH, FL 33064

RIPLEY

SCIENTIFIC ATLANTA

MAGNAVOXA

AMPHENOL

TEXSCAN



COMPEDCO

JERROLD

LEMCO

CABLETECH

PANASONIC

BLONDER TONGUE



SYLVANIA

C-COR

COMMSCOPE

New/Used/ All Equipment/Competitive Prices

Phone: (954) 978-8845 (800) 978-8845 Fax: (954) 978-8831

### To Place An Ad...

- Call Tim Reeder at 800-866-0206 or 610-964-4982 by the first of the month preceding the month of the desired issue.
- Fax copy and insertion order to 610-964-4663.
- Mail ad materials to: CED CLASSIFIEDS, 1 CHILTON WAY (4TH FLOOR), RADNOR, PA 19089.


**PRODUCTS, SERVICES & EQUIPMENT DIRECTORY**

**HIGH TECH CABLE, INC.**  
 NEW, USED and REFURBISHED LINE GEAR  
 SA, JERROLD, SYLVANIA, MAGNAVOX, AND C-COR  
 Warranty Available  
 CONVERTERS also AVAILABLE  
 We always BUY EQUIPMENT  
 PHONE: 407-375-9458  
 706-213-0385  
 FAX: 407-375-8631

**WE BUY & SELL  
 SURPLUS NEW & USED**  
 CONNECTORS, TAPS, HEADEND, LINEGEAR, MISC.  
**TM BROKERS**  
 5402 HIGHWAY 95 - COCOLALLA, ID 83813  
 TEL: 208-683-2797 OR 208-683-2019  
 FAX: 208-683-2374  
 EMAIL: moorst@comtch.iea.com  
 HOME PAGE: <http://www.iea.com/~moorst/>

**EMERGENCY  
 ALERT SYSTEMS**  
 By  
**Idea/onics**  
 •up to 90 channels •14 day delivery  
 •compatible with all headends  
**-AFFORDABLE-**  
 Tel: 701-786-3904 Fax: 701-786-4294  
**Video Units Also Available**  
**ASK ABOUT COMPLETE SYSTEMS TO  
 MEET THE NEW FCC MANDATE**

The **Splice** is **Right.** AFL Fiber Optic Field Services  
 Splicing by Alcoa Fujikura Ltd., whether Mass Fusion or Single Fusion, is accomplished with state-of-the-art Fujikura equipment. Our field forces are equipped with high quality OTDR's for final test measurements. Service is on time, meeting your specifications. And the splice is right ... the first time.  
**1-800-552-5688**  
 INFORMATION • SCHEDULING • PRICING  
 **Alcoa Fujikura Ltd.**  
 Telecommunications Division  
 Spartanburg Operations  
 150 Ridgeview Circle  
 Duncan, SC 29334

Industry Service Since 1966  **ROCKY MOUNTAIN JUMPER CABLES**  
 P.O. BOX 9707 • HELENA MT 59604  
**Custom Made Jumper Assemblies  
 All Brands Fittings/Cable**  
 • F Male • RG - 59 • F Female  
 • RG - 56 • BNC • RG - 11  
 • PL • Other  
 Our jumpers never leave our plant during construction, insuring inspection of each phase of construction. Our quality control insures you the lowest RF leakage possible. Call for pricing and free sample. (406) 458-6563

*It's A Small World, But  
 Chilton's Classified Site  
 Has Much To Explore!*  
<http://www.chiltonco.com/transaction/>

 **JONESURPLUS**  
 WE BUY AND SELL QUALITY CATV EQUIPMENT  
 LINE AMPLIFIERS, TAPS, CONNECTORS  
 CONVERTERS - ALL TYPES AND MAKES  
 HEADEND EQUIPMENT  
 FAX US YOUR SURPLUS INVENTORY LIST  
 PH:(619)757-3008 \*\* FAX:(619)757-4048

**BOUGHT/SOLD/SERVICED**  
**450 MHz** MAG Station  
 GI Station  
 SA Station  
 C-COR Station **\$349-**  
**450 MHz** MAG LE  
 GI LE  
 SA LE  
 C-COR LE **\$85-**  
 ALL TYPES OF EQUIPMENT WANTED  
 -Fax List-  
**WE SERVICE WHAT WE SELL SINCE 1982**  
**ARENA SERVICES, INC.**  
 1-800-98-ARENA Fax 1-610-279-5805

**dB-tronics**  
 Cable Television Equipment  
 Sales & Service Center  
 Check Us Out For  
 **Scientific Atlanta**  
 Parts & Services  
 ✓ Genuine S-A Parts In Stock  
 ✓ Factory Trained Repair  
 ✓ Sales of New & RMF Equipment  
 ✓ Purchase of Wreck-Out & Excess Equipment  
 ✓ 450 & 750 MHz Equalizers  
**CALL OR FAX US FIRST**  
 Telephone: 864-574-0155  
 USA Toll Free: 800-356-2730  
 Fax: 864-574-0383  
 dB-tronics, Inc.  
 145 Tradd Street  
 Spartanburg, SC 29301  
 USA  
 email: dbtron@teleplex.net  
  *get converted!*

**TRAINING**  
**TRAINING**  
 Learn to splice, test, connect and troubleshoot a fiber optic network.  
**(970) 663-6445**  
 **FIBERLIGHT INTERNATIONAL**  
 2100 W. Drake, #269  
 Ft. Collins, CO 80526

*When you put  
 your recruitment  
 ad in the right  
 haystack ...  
 finding the  
 needle is easy.  
 Use the  
**CED CLASSIFIED**  
**SECTION**  
 It Makes Sense.*

# REMOTES

BUY FACTORY DIRECT AND SAVE!



SA 8600  
Operates 8600  
on-screen program  
**\$4.50**

JER 550 (w/vol)  
DP, DPBB, DPV, DQN  
5&7, Starcom VI, DL4  
**\$4.00**

PIRC 82A (v/vol)  
Operates Pioneer  
5000 & 6000  
**\$4.00**

SRC 175 (beige) SRC 175 (black)  
Operates all 8500 to 8580 series non-volume  
SA converters **\$4.00**

ALSO NOW AVAILABLE:

SA 475 PAN 120  
JER 400 PAN 140  
JER 450 PAN 170  
JER CFT 2000 PIONEER (w/vol)  
TOCOM, ZENITH, 6-in-1 UNIVERSAL  
All remotes are quality tested. Call for specs

VOLUME DISCOUNTS ENCOURAGED

# TOP CASES



JC 7200 **\$3.75** any quantity  
Fits Jerrold 7200 series.



SC 8600 **\$5.95** any quantity  
Fits Scientific-Atlanta 8600 series.

ALSO AVAILABLE:  
SA 8500 PAN 110  
SA 8511 PAN 120  
SA 8520 PAN 130  
SA 8525 PAN 140  
SA 8550 quantity  
SA 8580 pricing  
SA 8590 discounts!

**NOVAPLEX 800-644-6682**

samples available on request

Novaplex, Inc. 8818 Bradley Ave, Sun Valley CA 91352  
FAX: 818/504-6522 credit terms available

## CAREER OPPORTUNITIES

Since 1975 we have served professionals in the CABLE-TV industry by matching talent with opportunity. Below is a sampling of the talents we are seeking to match with the many opportunities that are currently available.

- PLANT MGR - SE LOC. TO 40K
- CHIEF TECH - WEST - MID 30' SK
- SVC TECH - FL LOC. \$9 TO \$11/HR
- TECH TRAINER - NE LOC. - TO 45K
- LEAD/CHIEF TECH - MW LOC. +- 30K
- MTCE TECH - MW LOC. TO \$14/HR
- TECH TRAINER - NO LOC. \$35K +
- MTCE/SRV TECH - PAC NW LOC. TO \$12.50/HR
- DESIGNER - SE LOC. TO 30K
- SVC TECHS - MW LOC. \$9 TO \$12.75/HR
- SWEEP TECH - SE LOC. TO \$14/HR
- TECH TRAINER - SE LOC. TO 40K
- MTCE TECHS - MID ATL. \$11 TO \$13/HR
- DESIGNERS - (LODE DATA) - WEST & SE \$30 TO 50K

## JIM YOUNG & ASSOCIATES

One Young Plaza - 1235 Ranger Highway - Weatherford, Texas 76086  
Call (800) 433-2160 or Fax (817) 599-4483

## Chief Tech

Falcon Cable seeks Chief Tech to manage the technical operations of 20,000 sub systems located in beautiful So. California location. Must possess solid management/technical skills and experience to handle system upgrades to 750Mhz fiber/coax and daily technical management duties. Fax resume with cover letter and salary history no later than June 28 to: Steve Weingardt FAX (310) 456-6283 or mail to 24955 Pacific Coast Highway, Suite A102, Malibu, CA 90265.

SCTE Member

## Peter Froehlich & Co. executive search

P.O. Box 339 Weatherford, TX 76086  
(800) 742-4947 FAX (817) 594-1337

**All levels of Technical Positions - Corporate to Hourly. Operators and Manufacturers**  
**Call or Write. Fees Paid.**



DESIGN EXTENDER  
THE MAPPING INNOVATORS

A Division of GLA International

Est. 1982

### Cable Telecommunications

Engineering firm is looking for experienced people that would like to become part of a quality and growing company in the capacity of Cable Television Field Engineer and System Designer.

On the job training provided. All tools & equipment provided. Benefits include 100% paid health and dental insurance, and 401K plan. Please send or fax resume and job experience to:

Design Extender  
17998 Chesterfield Airport Rd  
Suite 100  
Chesterfield, MO 63005  
Attn.: Chris Kramer  
Ph.: 314-579-4627  
Fax.: 314-579-4628

**CAREER OPPORTUNITIES**

**DIGITEL**

**NETWORK SERVICES, INC.**

the nation's fastest growing HFC network design contractor, is presently accepting applications for the following positions:

- BROADBAND DESIGNERS
- CADD DRAFTERS
- DATA ENTRY PERSONNEL
- SYSTEM PROOF/SWEEP & BALANCE TECHNICIANS
- FIBER SPlicERS
- FIELD ENGINEERS
- FIELD MAPPERS

Excellent Compensation & Benefits

Mail Resume to:  
**DIGITEL NETWORK SERVICES**  
 1355 Old Norcross Road, Atlanta, GA 30245  
 or fax to: (770)682-4500

**MAKE THE WIRELESS CONNECTION**

**WITH CABLE-TELEPHONY DESIGN OPPORTUNITIES**

COX California PCS, Inc., located in Irvine California, is taking bold strides into the 21st century as the creative force behind the evolution of wireless communications services, and has immediate openings in Cable Integration.

**CADD DESIGNER**

Perform digitization of "as-built" maps into an established data format and translate existing digital maps to a common digital format. Calculate HFC network levels and PS loading in support of wireless phone equipment installation, redesign forward and reverse plant. Create construction BOMs and provide mechanical drawings in support of system installation and maintenance documentation. Requires 3 years digital CATV design/drafting experience using common software. Experience in working with MAP INFO software, GIS applications, and extensive knowledge of CATV mapping formats and symbology sets.

**SUPERVISOR, CATV NETWORK DESIGN**

Establish and manage the activities of a CADD department in support of the cable-based PCS infrastructure. Establish and maintain hardware/software configuration to support CMI system design process. Train and develop CADD designers. Establish/develop the following: a common symbol set & layering conventions for CATV based PCS design, a tracking process for accurate and timely reporting, CADD database conventions for use in project management, capital and expense budgeting, BOM's or other construction reports as required. Requires knowledge of CATV HFC system design practice, GO-95 and GO-128 utility construction rules, 5+ years experience in CATV CADD design and mapping. Background in AutoCAD 13, LynxCAD, Map Info, MagiCAD and Lode Data desired.

COX California PCS, Inc., offers an outstanding compensation and benefits package. Please send your resume to: Mike Sanderson, COX California PCS, Inc., 2351 Morse Ave., Irvine, CA 92714. No phone calls please. We are an Equal Opportunity Employer



**THE COMPETITIVE EDGE**

Continental Cablevision is taking steps to maintain our competitive edge in the information delivery technologies of tomorrow. Our Greater Los Angeles Cable System, which serves more than 350,000 households throughout the area and passes close to an additional 1,000,000 homes, maintaining the highest quality service on a cost-effective basis for than 13 cities and multiple franchises. Consider the following opportunities:

**DIRECTOR OF TECHNICAL OPERATIONS**

Reporting directly to the General Manager, you will supervise a staff of more than 100, including the service, maintenance, construction, system engineering, headend, and installation departments. Your immediate primary challenge will be providing uninterrupted, high quality video and audio service as we simultaneously rebuild our 2,000 mile plant, as well as be a primary resource for all technical and FCC compliance issues, and ensuring local, state, federal and OSHA regulations are met. Requires BSEE or equivalent, 7 years of related experience, and an additional 5 years in a senior management position with multi-departmental oversight. Background in systems with more than 300,000 subscribers essential. Excellent communication, team-building and leadership skills are necessary.

**CABLE TV SYSTEM ENGINEER**

You will play a prominent role in providing engineering and operation support for cable systems throughout the greater LA system. Enhancing our system's technical performance and developing programs to ensure the quality and productivity of our product will be key responsibilities. Formulating engineering plans, monitoring the headend quality and operations, and supporting new product launches including TGC, data services and enhanced Pay-Per-View will also be involved. You will interact with a variety of different departments in addition to training and supervising employees. Requires a BS/BA degree in Electrical Engineering or Business or equivalent, 3+ years management experience and a minimum of 5 years in a technical or field operations cable TV market. You must be a resourceful, creative problem solver with excellent leadership skills and the ability to motivate others. Superior written and verbal communications skills essential.

In return for your talents, we offer a comprehensive compensation and benefits package. Please send your resume with salary history to: **Continental Cablevision, Employment Office, Dept. CED, 2900 Crenshaw Blvd., Los Angeles, CA 90016.** Principals only. We are an Equal Opportunity Employer and promote diversity in our workforce.



**CDI**

**CDI Telecommunications, Inc**

*is hiring experienced people for the following positions:*

**DESIGN ENGINEERS**

Design Fiber & Coax Broadband Routes.

**TECHNICIANS**

Installation, Cut-over, Testing, Upgrades

**Call: (800) 669-1890**

**Ext. 895**

**Fax: 800-875-1904**

**Attn. CB895**

Mail resume to:  
 P.O. Box 4056, Dept. 95  
 Scottsdale, Arizona 85261-4056

# Integrated Corporate Planning Process - Network Architecture Planner

## Job & Company Profile

Cincinnati Bell Telephone, ranked 13th among the nation's largest local exchange carriers, has access lines of over 877,000 and revenues of \$600 million plus. This position reports to the Network Architecture Planning Vice President, and is based at CBT Headquarters in Cincinnati, Ohio.

## Credentials

- Four year technical degree or equivalent work experience required.
- MBA highly advantageous.

**To apply:** Send resume in confidence with salary history and references to: **Human Resources, P.O. Box 1095, Cincinnati, OH 45201**

## Responsibilities

- Supporting the Market Management process in the development of market plans, and new product development through the introduction of new technologies or the more efficient use of existing technologies.
- Establishing the Long Range network evolution strategy that provides direction to the Network Engineering and Construction process.
- Communicating both verbally and in writing the technical plan that supports new product introductions and enhancements to existing products.
- Leads the vendor selection activities for new network platforms and architectures.

## Process & Technical Knowledge

- Customer focus that allows technologies and network capabilities to be used in a cost effective manner to enhance the customer's telecommunication capabilities.
- Ability to translate technical capabilities into customer solutions.
- Ability to understand technologies in their embryonic stages, and discern technology trends prior to widespread deployment.
- Thorough understanding of the existing network infrastructure.
- Knowledge of currently evolving technology platforms, including ATM, SONET, digital switching, and wireless technologies.
- Fundamental understanding of financial analysis methodologies.
- Strong interpersonal communication skills, analytical skills, negotiation skills and conflict resolution skills.



**Cincinnati Bell Telephone®**

An Equal Opportunity/Affirmative Action Employer

# The Hottest Offer Under the Sun

## expansión

### MEXICO'S MOST PRESTIGIOUS BUSINESS PUBLICATION GIVES YOU THE OPPORTUNITY TO SHINE.

Now available in English on diskette. Use your PC to access the information you need to develop a marketing strategy for Mexico's top 500.

All the companies you want to access are here, from Alfa to Xerox. Complete information for *Sales Figures, Profits, Capital, Employee Size, Names of Principals and Key Stockholders*, etc. is provided. It's all cross-indexed for an accurate picture of Mexico's top performers, giving marketers and investors a head start toward their place in the sun. *Expansión's* list of the top 500 allows you to generate your own mailing labels from the data bank, or you can select specific categories you want to target. The name of key CEOs, COOs and CFOs are available for personalized marketing.

### LIMITED TIME OFFER

Get this package, worth \$397.00 for just \$297.00. if you order before June 15th, 1996. Contact Mary McCadden 800-866-0206 in care of grupo editorial expansión, 201 King of Prussia Road, Radnor, PA 19089 - Fax no. 610-964-4663

**Rush me expansión's most important companies in Mexico at the price of \$297, if ordered before June 15, 1996.**

( ) CHECK ENCLOSED PAYABLE TO expansión, S. de R.L. de C.V.

( ) BILL MY CREDIT CARD: ( ) VISA ( ) MASTER CARD ( ) AM. EXPRESS

CARD No.

CARD EXPIRATION DATE:  SIGNATURE:

NAME:

COMPANY:

ADDRESS:

CITY:

STATE:

ZIP:

TELEPHONE:

FAX:



# The FCC's compatibility rules: good news & bad



By Walter S. Ciciora, Ph.D.

The FCC issued its first set of rules on the compatibility between cable systems and consumer electronics equipment in May of 1994 in ET Docket No. 93-7. These rules were required to implement Section 17 of the 1992 Cable Act. Shortly after these rules were issued, numerous Petitions for Reconsideration were filed by both the consumer electronics and the cable sides. The FCC has issued its reconsideration in a Memorandum Opinion And Order released April 10, 1996 and has modified the rules. There's some good news, and some bad news.

### First, the good news

- 1) The IR code restrictions have been removed. The requirement to use the same IR codes when replacing a set-top box no longer exists. This is good news, because the rule imposed extreme expense and operational difficulties on cable operators while providing essentially no consumer benefit. See § 25.
- 2) The requirement to provide set-top boxes (on request and in proportion to cost) which include "multiple" descramblers has been clarified as being satisfied by just two descramblers. See § 9.
- 3) This requirement can also be satisfied with a "Master/Client" configuration involving two or more descramblers operating with just one remote control.

An integrated unit is not required. See § 10 & 11.

4) It was clarified that the Decoder Interface component descrambler is not restricted to just descrambling. A unit can be leased to subscribers including any features and functions. See § 38.

Now, the bad news:

- 1) Cable operators must provide (upon request) a component descrambler performing only signal security functions. See § 38.
- 2) CVS' request that consumer electronics manufacturers be required to share the burden of consumer education was denied. See § 29.
- 3) Several technical specifications for "cable ready" TVs and VCRs have been relaxed.
  - a) The upper tuner frequency was reduced a trivial amount, rather than extended to the likely upper limit of cable systems during the lifetime of these products as requested by CATA. See § 56 & 57.
  - b) Tuner overload specifications were relaxed per EIA's and Zenith's request. See § 61
  - c) Image channel interference was relaxed. See § 65.
- 4) Most damaging, the "Fair Warning Label" was lost. The "Fair Warning Label" was intended to reduce confusion when consumers are making point-of-sale purchase decisions and are offered TVs and VCRs which tune cable channels and have an F-connector. Most rational consumers would assume that these

devices are "cable ready." Furthermore, it is easy for a consumer electronics salesperson to be confused by these products and suggest to consumers that these products are "cable ready." Unscrupulous salespersons may use these features to deliberately mislead consumers and close a sale. The "Fair Warning Label" was intended to minimize these hazards and to at least offer some degree of protection to cable operators when subscribers complain that their "cable ready" receivers have problems.

The consumer electronics manufacturers and the retailers were able to take this situation and stand it on its head. They convinced the FCC that a "Fair Warning Label" would actually cause confusion!

§ 48 "... We agree with the EIA/CEG that a negative advisory requirement could cause consumers confusion about the capabilities of TV products. . . . we are eliminating the advisory labeling requirement for consumer TV equipment that incorporates features intended to be used with cable service, but does not fully comply with the 'cable ready' equipment standards."

Even more alarming, the FCC gave the consumer electronics industry approval to include highly misleading statements in its advertising:

§ 49. . . . " . . . factual statement about the various features of a device that are intended for use with cable service or the quality of such features are acceptable so long as such statements do not imply that the device is fully compatible with cable service. We do not consider statements relating to individual features that provide 'partial' compatibility, such as those mentioned by EIA/CEG to be representations that a device is fully compatible. . . . We disagree with NCTA that statements about individual features will convey the impression that a device is fully compatible with cable service."

A look at the acceptable examples practically invites suggesting to consumers that products are "cable ready," even when they are deficient in many respects.

§ 41 & 42 "... For example . . . 'tunes cable channels with unsurpassed accuracy' or is 'capable of receiving 125 cable channels' . . . should not be considered a representation that a device is fully compatible."

To make matters worse, products which do not meet FCC requirements for "cable ready" can still carry a statement that they are "cable ready" according to the Canadian rules!

§ 43 "... Zenith also seeks clarification regarding the certification statement required under Canadian General Radio Regulations. . . . requires the phrase 'Cable Compatible Television Apparatus Canada GRR Part II' appear on some equipment sold in Canada . . . Zenith submits that manufacturers should not be prohibited from labeling equipment sold in the U.S. with a phrase required by the government of Canada . . ."

Given the above, any salesperson can provide convincing reasons for consumers to expect proper performance when an ordinary TV or VCR is connected to cable. When the subscriber complains about difficulties, the FCC has given the salesperson an easy out in blaming the cable operator. **CED**

**Have a comment?**  
Contact Walt via e-mail  
at: [wciciora@aol.com](mailto:wciciora@aol.com)

# Who's Watching... *When you're not?*

## **Innovative Status and Performance Monitoring Solutions from Cheetah.**

### **Continuous Monitoring.**

The Cheetah System never sleeps. When you are away from your network, rest assured knowing you will be notified of equipment problems or out-of-spec conditions. Should a power supply fail, a modulator deviate from specifications or if system Carrier-to-Noise impacts picture quality, the Cheetah System makes sure you know. And you'll be aware of it before your subscribers call.

### **Improve Performance.**

The Cheetah System helps you manage your network. Monitor headend and distribution devices throughout your multi-vendor plant. Measure ingress and noise on your return path. Fully automate all your performance measurements including non-interfering distortion monitoring, measurements, levels and frequencies. Plus with Cheetah, your network reliability increases, giving you the flexibility, quality and control you require to implement new data and video services.

### **The International Benchmark.**

The Cheetah System is a standard around the world. From the Pacific Rim and South Pacific to Europe, Latin America and North America, Cheetah monitors the world's broadband networks. For status and performance monitoring, the Cheetah system will work for you now and in the future. For further information and product literature, call (941) 756-6000 today.

"Come see us at SCTE Booth #2024"



**SUPERIOR ELECTRONICS GROUP, INC.**

6432 Parkland Drive • Sarasota, Florida, USA 34243 • (941) 756-6000 • FAX: (941) 758-3800

Circle Reader Service No. 83



# COAXIOM GIVES CABLE ITS OWN VOICE.

Imagine reliable telephony services riding together with video over your HFC network.

They will with CoAxiom™—an economical and integrated platform designed for complete compatibility with today's public

switched network. A single drop will bring video, voice and data services into the home or office, to enhance your revenue-generating opportunities. Best of all, access will be totally transparent for your customers. We like to think of it as technology with no boundaries.



Call 1-800-433-6222 or <http://www.SciAtl.com>.



Scientific  
Atlanta

A large, curved photograph of a rowing team in a wooden boat on a body of water. The rowers are in motion, with their oars dipping into the water. The scene is captured from a low angle, emphasizing the team's effort.

video  
telephony



Atlanta 1996

TM, ©1992 ACOG

Official Sponsor of the  
1996 Atlanta Olympic Games