


MAY 1978

Volume 9, Number 5

\$2.00 in USA/\$2.40 in Canada


# BYTE

the small systems journal



ROBERT  
79/JIMNEY

# The World's Most Powerful 8-Bit Microcomputer



## Featuring the World's Most Powerful 8-Bit MPU - The Motorola MC-6809

Welcome to a whole new world of microcomputing. Here at last is a microcomputer with all the speed and power that you have wished for. The MC6809 is an exciting new concept in microprocessors that fills the gap between 8- and 16-bit machines. It provides the power of 16-bit instructions with the economy of 8-bit architecture.

The MC6809 has more addressing modes than any other 8-bit processor. It has powerful 16-bit instructions, and a highly efficient internal architecture with 16-bit data paths. It is easily the most powerful, most software efficient, and the fastest 8-bit general purpose microprocessor ever.

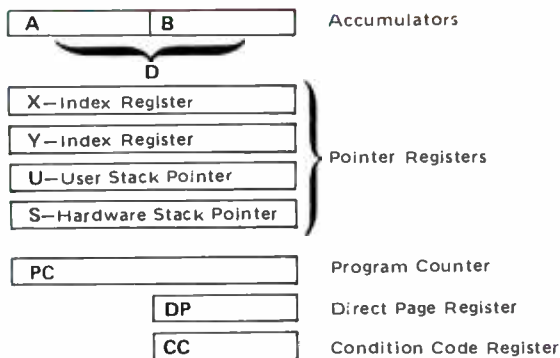
The greatest impact of the Motorola MC6809 undoubtedly will be software related. Ten powerful addressing modes with 24 indexing sub-modes, 16-bit instructions and the consistent instruction set stimulate the use of modern programming techniques. Such as structured programming, position independent code, re-entrancy, recursion and multitasking.

A memory management system with extended addressing designed into the bus system controls up to 256K bytes of RAM memory. The dynamic memory allocation system, which is part of the multitasking DOS, allocates available memory in as small as 4K blocks.

The MC6809 system is the only 8-bit processor designed for the efficient handling of high-level languages. New addressing modes, a consistent instruction set and easy data manipulation on stacks allows the efficient execution of block-structured high-level code as generated by a compiler like PASCAL.

MP-09 Processor Card . . . . . \$ 195.00  
68/09 Computer w/48K . . . . . \$1,500.00

### 6809 PROGRAMMING MODEL



SOUTHWEST TECHNICAL PRODUCTS CORPORATION  
219 W. RHAPSODY  
SAN ANTONIO, TEXAS 78216 (512) 344-0241



Model Z-2  
Up to 512K of RAM/ROM

Model Z-2D  
One or two disks  
Up to 512K of RAM/ROM  
Up to 184K of disk

System Two  
Dual disk  
Up to 512K of RAM/ROM  
Up to 184K of disk

## Fill your computer needs with the industry's most professional microcomputers

### #1 IN RELIABILITY

When you choose Cromemco you get not only the industry's finest microcomputers but also the industry's widest microcomputer selection.

What's more, you get a computer from the manufacturer that computer dealers rate #1 in product reliability.\*

Your range of choice includes our advanced System Three with up to four 8" disk drives. Or choose from the System Two and Z-2D with 5" drives. Then for ROM-based work there's the Z2. Each of these computers further offers up to 1/2 megabyte of RAM (or ROM).

We say these are the industry's most professional microcomputers because they have outstanding features like these:

- **Z-80A microprocessor** — operates at 250 nano second cycle time — nearly twice the speed of most others.

\*Rated in *The 1977 Computer Store Survey* by Image Resources, Westlake Village, CA.

### Up to 512 kilobytes of RAM and 1 megabyte of disk storage



System Three  
Two to four disks  
Up to 512K of RAM/ROM  
Up to 1 megabyte of disk

- **30-amp power supply** — more than adequate for your most demanding application.
- **21 card slots** to allow for unparalleled system expansion using industry-standard S-100 cards.
- **S-100 bus** — don't overlook how important this is. It has the industry's widest support and Cromemco has professionally implemented it in a fully-shielded design.

- **Cromemco card support** of more than a dozen circuit cards for process control, business systems, and data acquisition including cards for A-D and D-A conversion, for interfacing daisy-wheel or dot-matrix printers, even a card for programming PROMs.
- **The industry's most professional software support**, including COBOL, FORTRAN IV, RATFOR, 16K Disk-Extended BASIC, Z-80 Macro Assembler, Cromemco Multi-User BASIC, Data Base Management System, Word Processing System — and more coming.
- **Rugged, professional all-metal construction** for rack (or bench or floor cabinet) mounting. Cabinets available.

### FOR TODAY AND TOMORROW

Cromemco computers will meet your needs now and in the future because of their unquestioned technical leadership, professionalism and enormous expandability.

See them today at your dealer. There's no substitute for getting the best.



**Cromemco**  
i n c o r p o r a t e d

Specialists in computers and peripherals

280 BERNARDO AVE., MOUNTAIN VIEW, CA 94040 • (415) 964-7400



# Here's how you can be fully computerized for so much less than you thought

BUSINESS — EDUCATION — ENGINEERING — MANUFACTURING

We are pleased to announce the first professional time-sharing system in the microcomputer field.

Naturally, it's from Cromemco.

This new multi-user system will do all of the tasks you usually associate with much more expensive time-sharing computers. Yet it's priced at an almost unbelievably low figure.

Look at these features:

- You can have up to 7 terminals plus a fast, 132-column line printer
- You can have a large system RAM memory that's expandable to 1/2 megabyte using the Bank Select feature
- Each user has an independent bank of RAM
- You can have floppy disk storage of up to 1 megabyte
- You have confidentiality between most stations
- And, make no mistake, the system is fast and powerful. You'll want to try its fast execution time yourself.



## PROGRAMMERS LOVE OUR BASIC

This new system is based on Cromemco's well-known System Three Computer and our new Multi-User BASIC software package.

Programmers tell us that Cromemco Multi-User BASIC is the best in the field. Here are some of its attractions:

- You can use long variable names and labels up to 31 characters long — names like "material on order" or "calculate speed reduction."
- You get many unusual and helpful commands that simplify programs and execution — commands such as PROTECT, LIST VARIABLES, NOLIST, and many more.

- No round-off error in financial work (because our BASIC uses binary-coded decimal rather than binary operation). And we've still been able to make it FAST.
  - Terminals and printer are interrupt-driven — no additional overhead until key is pressed.
  - The conveniences in this Multi-User BASIC make it much easier to write your own application software.
  - A line editor simplifies changes.
- BENCHMARK IT — NOW**

In the final analysis, the thing to do is see this beautiful new system at your dealer. See its rugged professional quality. Evaluate it. Benchmark it for speed with your own routine (you'll be agreeably surprised, we guarantee you).

Find out, too, about Cromemco's reputation for quality and engineering.

Look into it now because you can have the capabilities of a fully computerized operation much quicker and for much less than you ever thought.

 **Cromemco**  
i n c o r p o r a t e d  
Microcomputer Systems

280 BERNARDO AVE., MOUNTAIN VIEW, CA 94040 • (415) 964-7400

## Foreground


- 10 COMPUTER GENERATED MAPS, Part 1, by *William D Johnston*  
Maps help make the arrangement of numeric data meaningful
- 14 REPRESENTING THREE-DIMENSIONAL OBJECTS IN YOUR COMPUTER, by *Richard Blum*  
Using a digitizer to input graphical data
- 32 COMMUNICATE ON A LIGHT BEAM, by *Steve Ciarcia*  
Transmit digital information over a beam of light
- 52 SINGLE CHIP VIDEO CONTROLLER, by *Bob Haas*  
Controlling a video display with a single integrated circuit
- 130 THE INTEL 8275 CRT CONTROLLER, by *Chris Tennant*  
This controller device eases video display design



page 10

## Background

- 50 THE SUPERBOARD II, A Surprising Single Board Computer From OSI, by *Chris Morgan*  
This single board computer can be expanded to a full-scale system
- 104 6800 DISASSEMBLER, by *Bob Lentz*  
Decipher your machine code programs
- 110 SPACEWAR IN TINY BASIC, Navigating Through Integer BASIC, by *David J Beard*  
A space navigation application
- 150 SMART MEMORY, Part 2, by *Randy C Smith*  
A black box approach to associative memory design
- 164 SIMULTANEOUS INPUT AND OUTPUT FOR YOUR 8080, by *W D Maurer*  
A roundabout method of I/O
- 176 QUEUING THEORY, THE SCIENCE OF WAIT CONTROL, Part 2: System Types, by *Len Gorney*  
Looking at realistic situations
- 184 TRIGONOMETRY IN TWO EASY BLACK BOXES, by *John A Ball*  
Calculate trigonometric functions using arithmetic operations
- 196 TIC-TAC-TOE: A PROGRAMMING EXERCISE, by *Delmer D Hinrichs*  
How to approach a programming task
- 218 THE HOBBY UNWRAP, by *Ralph Stirling*  
How to unwrap what was previously wrapped
- 233 A MINI-DISASSEMBLER FOR THE 2650, by *Edward R Teja and Gary Gonnella*  
A disassembler can save countless headaches
- 238 AIDS FOR HAND ASSEMBLING PROGRAMS, by *Erich A Pfeiffer*  
A personal routine helps increase accuracy



page 14



page 32



page 130

## Nucleus

6	Editorial: Don't Forget the Hardware...	205	BYTE's Bug
8	Letters	206	Languages Forum
30,210	Technical Forum	209	Machine Language Puzzler: An Added Attraction
117	BYTE News	220	Programming Quickies
124	Event Queue	226	Book Reviews
128	Nybbles: TMS-9900 Monitor	249	What's New?
174,268	BYTE's Bits	286	Unclassified Ads
182	Desktop Wonder: Digits	288	BOMB
204	Clubs and Newsletters	288	Reader Service



Cover Art: BENEATH THE GRID, by *Robert Tinney*.

BYTE is published monthly by BYTE Publications Inc, 70 Main St, Peterborough NH 03458. Address all mail except subscriptions to above address; phone (603) 924-7217. Address subscriptions, change of address, USPS Form 3579, and fulfillment questions to BYTE Subscriptions, PO Box 590, Martinsville NJ 08836. Second class postage paid at Peterborough NH 03458 and at additional mailing offices—USPS Publication No. 102410 (ISSN 0360-5280). Subscriptions are \$18 for one year, \$32 for two years, and \$46 for three years in the USA and its possessions. In Canada and Mexico, \$20 for one year, \$36 for two years, \$52 for three years. \$32 for one year air delivery to Europe. \$32 surface delivery elsewhere. Air delivery to selected areas at additional rates upon request. Single copy price is \$2 in the USA and its possessions, \$2.40 in Canada and Mexico, \$3.50 in Europe, and \$4 elsewhere. Foreign subscriptions and sales should be remitted in United States funds drawn on a US bank. Printed in United States of America.

Address all editorial correspondence to the editor at the above address. Unacceptable manuscripts will be returned if accompanied by sufficient first class postage. Not responsible for lost manuscripts or photos. Opinions expressed by the authors are not necessarily those of BYTE. Entire contents copyright © 1979 by BYTE Publications Inc. All rights reserved.

BYTE® is available in microform from University Microfilms International, 300 N Zeeb Rd, Dept PR, Ann Arbor MI 48106 USA or 18 Bedford Row, Dept PR, London WC1R 4EJ ENGLAND.

Subscription WATS Line: (800) 258-5485

Office hours: Mon-Thur 8:30 AM - 4:30 PM  
Friday 8:30 AM - Noon

# In This BYTE

This issue's theme is provided by an article on various cartographic projections by William Johnston. To emphasize this theme of mapping terrain with computer models, Robert Tinney's painting "Beneath The Grid" shows a landscape with a superimposed grid of luminescent white lines as might be projected in the mind's eye by an appropriate graphic output device.

Microcomputers allow the quick and easy performance of operations that take an extremely long time to perform by hand. One of these operations is drawing maps from accumulated tables of data. William Johnston describes the simple programs used to produce **Computer Generated Maps**. *page 10*

A data tablet is a graphical input device that enables you to enter visual images into your computer. Richard Blum has a program for **Representing Three-Dimensional Objects in Your Computer**. *page 14*

If you need to communicate digital information from one point to another through an electrically noisy environment, then optical communications may be one solution. If you are going to communicate over long distances or at high speeds, then a laser may be the best choice for a light source. This month Steve Ciarcia explains how to **Communicate on a Light Beam**. *page 32*

The people interested in just wetting their feet in the field of microcomputers are usually not looking for a very big system. A single board computer is often a good first experience. The Ohio Scientific Superboard II is one single board computer which has some interesting capabilities. Find out what Chris Morgan thinks about **The Superboard II**. *page 50*

Flexible video displays have been made possible by special display controllers. Bob Haas describes four devices from different manufacturers and tells how he used a specific video display controller in a successful construction project. You can learn more about these single integrated circuit marvels in **Single Chip Video Controller**. *page 52*

If you do not have documentation for a machine language program, it is almost impossible to determine how the program works. Bob Lentz describes a **6800 Disassembler** that he wrote for his SwTPC 6800 system. *page 104*

Possession of an integer arithmetic language does not preclude the writing of intricate programs involving trigonometric functions. David J Beard describes how he used an integer BASIC to develop navigation routines for **Spacewar in Tiny BASIC**. *page 110*

The most prevalent form of output from a personal computer seems to be a video display. Therefore, the serious hobbyist should be aware of the number of different video display controllers that are available. Chris Tennant looked at the Intel 8275 video display controller and liked what he saw. In his article he describes a video interface using **The Intel 8275 CRT Controller**. *page 130*

In part 2 of **Smart Memory**, Randy Smith presents a series of black box diagrams to describe the workings of an associative memory. *page 150*

The "wraparound" queue can save you time during input and output operations on your computer. W D Maurer explains how the queue works and how to implement it on 8080 computer systems in **Simultaneous Input and Output for Your 8080**. *page 164*

Last month Len Gorney described how to implement a queue on a computer. This month he talks about real life queues and how the science of **Queuing Theory** can be applied. *page 176*

The CORDIC algorithm is a venerable and efficient method for calculating trigonometric functions. John A Ball gives some practical suggestions to experimenters in **Trigonometry in Two Easy Black Boxes**. Find out how you can streamline your number crunching with CORDIC. *page 184*

Good programming techniques are vital in personal computing as well as in computing in general. Author Delmer D Hinrichs, using tic-tac-toe as an example, describes the strategies of the game programmer in **Tic-Tac-Toe: A Programming Exercise**. *page 196*


Ralph Stirling describes how to turn a motorized wire wrap tool into a motorized unwrapping tool in **The Hobby Unwrap**. *page 218*

For owners of Signetics 2650 based computer systems, Edward R Teja and Gary Connella have provided a useful disassembler program to help make sense of those hexadecimal machine language listings. Read **A Mini-Disassembler for the 2650**. *page 233*

If your microcomputer lacks an assembler or high level language, it will be necessary to hand assemble all of your programs. To do this quickly and accurately it is a good idea to develop a consistent routine. Erich Pfeiffer describes a useful technique in **Aids for Hand Assembling Programs**. *page 238*

<b>Publishers</b> Virginia Londoner Gordon R Williamson <b>Vice-President Periodicals</b> John E Hayes <b>Assistant</b> Jill E Callihan <b>Editorial Director</b> Carl T Heilmers Jr <b>Executive Editor</b> Christopher P Morgan <b>Editor in Chief</b> Raymond G A Coté <b>Senior Editor</b> Blaise W Liffick <b>Editor</b> Richard Shuford, N4ANG <b>Editorial Assistant</b> Gale Britton <b>New Products Editor</b> Clubs, Newsletters Laura A Hanson <b>Drafting</b> Jon Swanson	<b>Production Editors</b> David William Hayward Ann Graves Faith Hanson <b>Art Director</b> Ellen Bingham <b>Production Art</b> Wai Chiu Li Christine Dixon Nancy Estle <b>Typographers</b> Cheryl A Hurd Stephen Kruse Debe L Wheeler <b>Advertising Director</b> Patricia E Burgess <b>Assistant</b> Ruth M Walsh <b>Adv/Prod Coordinator</b> Thomas Harvey <b>Advertising Billing</b> Noreen Bardsley Don Bardsley	<b>Circulation Manager</b> Gregory Spitzfaden <b>Assistants</b> Pamela R Heaslip Agnes E Perry Melanie Bertoni Barbara Ellis <b>Dealer Sales</b> Ginnie F Boudrieau Anne M Baldwin <b>Receptionist</b> Jacqueline Eamshaw <b>Traffic Department</b> Rick Fuelle Mark Sandagata <b>Book Division:</b> <b>Publisher</b> Edmond C Kelly Jr <b>Production Editors</b> Patricia Curran William Hurlin E S Associates	<b>Comptroller</b> Kevin Maguire <b>Assistant</b> Mary E Fluhr <b>National Advertising</b> <b>Sales Representatives:</b> Hajar Associates Inc <b>East</b> 280 Hillside Av Needham Heights MA 02194 (617) 444-3946 521 Fifth Av New York NY 10017 (212) 682-5844 <b>Midwest</b> 684 N Michigan Av Suite 1010 Chicago IL 60611 (312) 337-8008 <b>West, Southwest</b> 1000 Elwell Ct Suite 227 Palo Alto CA 94303 (415) 964-0706/(714) 540-3554	<b>Drafting</b> Techart Associates <b>Typography</b> Goodway Graphics <b>Photography</b> Ed Crabtree <b>Printing</b> The George Banta Company <b>Editorial Associate</b> Daniel Fylstra <b>Associates</b> Walter Banks Steve Ciarcia David Fylstra Ira Rampell <b>Distributors:</b> <b>Eastern Canada</b> RS-232 Distribution Company 186 Queen St W, Suite 232 Toronto ONTARIO M5V-1Z1 <b>Western Canada</b> Kilronic Ltd 26236 26th Av RR 5 Aldergrove BC V0X 1A0
--	---	--	---	--

# Screensplitter™ Video Display System



## From "Dumb" To "Smart"

Screensplitter is a video module designed for many levels of use—from the "dumb terminal" configuration to a page-oriented document processor to a multiple-process display system.

As a terminal, Screensplitter offers up to 40 lines of 86 characters, more than twice the number of visible characters than other systems in its price range.

As a document processor, it gives you single keystroke control over character, word, line, and page level alterations such as insertion or deletion. And a powerful new unit of area—the window—allows you to move blocks of text around or redimension paragraphs dynamically; again, all at the touch of a finger. Indentation, justification and pagination are standard and transportability is guaranteed with our CP/M\* interface.

As a multiple-process display system, Screensplitter places the raw power of the Window Package at your control. You can create any number of "subscreens", each a logically distinct I/O region with its own cursor, scroll control, reverse video, optional frame and many, many more features. Plotting and bar-charting are a snap and you can even define your own character set to personalize your display.

\*CP/M is a trademark of Digital Research, Inc.

## Professionally Designed

There was only one design goal in the development of the Screensplitter: to provide a large rock-solid display that could accommodate diverse applications without sacrificing extensibility or compatibility. We not-so-modestly say that we have outdone ourselves. Just look at these features and compare them with other video systems available today:

- 40 lines of 86 characters per line.
- 1,024 words of onboard intelligence that manages your displayed data.
- a selection of esthetically designed fonts, including APL.
- multiple subscreen control.
- a page-oriented document processor that boasts dynamic redimensioning and movement of text blocks.
- ultra-fast display control.
- a character generator that is changeable and offers intrinsically winking characters that can be set to wink by scan line.
- 4,096 words of static display memory.
- interfaces for CP/M and North Star DOS.
- a dedicated crystal for guaranteed display stability.
- composite and direct-drive video output.
- S-100 compatibility.
- full buffering on all buss lines.
- 140 page user's manual.
- immediate availability.

# Look for Shugart drives in personal computer systems made by these companies.

**Altos Computer Systems**  
2378-B Walsh Avenue  
Santa Clara, CA 95050

**Apple Computer**  
10260 Bandlely Dr.  
Cupertino, CA 95014

**Digital Microsystems Inc.**  
(Formerly Digital Systems)  
4448 Piedmont Ave.  
Oakland, CA 94611

**Imsai Mfg. Corporation**  
14860 Wicks Blvd.  
San Leandro, CA 94577

**Industrial Micro Systems**  
633 West Katella, Suite L  
Orange, CA 92667

**North Star Computer**  
2547 9th Street  
Berkeley, CA 94710

**Percom Data**  
318 Barnes  
Garland, TX 75042

**Polymorphic Systems**  
460 Ward Dr.  
Santa Barbara, CA 93111

**Problem Solver Systems**  
20834 Lassen Street  
Chatsworth, CA 91311

**Processor Applications Limited**  
2801 E. Valley View Avenue  
West Covina, CA 91792

**SD Sales**  
3401 W. Kingsley  
Garland, TX 75040

**Smoke Signal Broadcasting**  
6304 Yucca  
Hollywood, CA 90028

**Technico Inc.**  
9130 Red Branch Road  
Columbia, MD 21045

**Texas Electronic Instruments**  
5636 Etheridge  
Houston, TX 77087

**Thinker Toys**  
1201 10th Street  
Berkeley, CA 94710

**Vista Computer Company**  
2807 Oregon Court  
Torrance, CA 90503

 **Shugart**

# Editorial

## Don't Forget the Hardware...

by Carl Helmers

With respect to manufactured products for the small computer user, we live in a time of plenty. There are at least 20 to 30 different manufactured or kit versions of complete personal computer systems, many featuring numerous models and sets of options. The hardware of these computers is complete, and in the better brands comes with ample documentation of the system's internals. The systems software comes in various stages of completeness and usefulness as a software development tool to satisfy particular personal computer users' needs.

Many readers, like myself, may tend to hesitate at the thought of experiments which involve building hardware to couple with appropriate software, in order to accomplish an application. But what is the mystery of peripheral hardware?

In this era of integrated circuits, standard logic levels, and a wealth of solid state parts, even the most hesitant software addict can, with a small amount of effort, create custom hardware for personal applications by the simple act of wiring. I come from a software oriented background, and use programs in place of dedicated hardware wherever possible. But when I want to use my program to turn the lamps on and off in my house, in response to voice inputs, I "somehow" have to make my computer talk to 110 VAC 60 Hz. There is no way that my software can switch several amperes without some assistance.

One alternative means to accomplish this goal is to purchase one of several fairly elaborate AC wiring control interfaces which are coming on the market. But, if you want to learn about hardware and the simplicity of interfacing, you can make a simple evening's project of wiring several optically isolated solid state relays to a parallel output port for your computer. The ease of interfacing is phenomenal.

I recently purchased several solid-state relays (see photo 1) from a local electronics parts distributor. This hybrid relay takes a standard TTL (transistor-transistor logic) signal of 5 V as its input, the same kind of a signal which is supplied by any typical computer's TTL output port lines. It is optically isolated, so there is no direct electrical connection to the computer. Short of dropping a screwdriver across the 110 VAC lines, there is no chance of errant 110 VAC entering the back side of your computer.

*Text continued on page 123*



*Photo 1. At \$12.80 (quantity one) from an electronics distributor, optically isolated solid-state relays like this open up a whole world of practical personal computing experiments around the home.*



# "My 8 to 5 minifloppy™ now works nights and weekends."



"I own a fast-growing business and before I bought my computer system I put in a lot of late hours keeping up with my accounting and inventory control. Now the computer does my number crunching quickly, so I have time after hours to have some fun with the system. My son and I started out playing Star Trek on the system, and now we're learning to play chess.

"When I was shopping around for my system, the guys in the computer stores demonstrated all the unique features of the minifloppy. I've got to admit that at first I didn't really understand all the technical details. But now that I use the system every day, I really appreciate the minifloppy's fast random access and data transfer. I like the reliability, too.

"I'm glad I went with Shugart drives. Look, when you lay out your own money for a system, you want dependable performance and good value. Do what I did. Ask for the system with the minifloppy."

## If it isn't Shugart, it isn't minifloppy.

 Shugart Associates

435 Oakmead Parkway, Sunnyvale, California 94086

See opposite page for list of manufacturers featuring Shugart's minifloppy in their systems.

™ minifloppy is a registered trademark of Shugart Associates

# Letters

## KUDOS FOR ITHACA

I have recently had the pleasure of doing business with a company which deserves recognition. I ordered a 16 K byte expansion kit from Ithaca Audio and installed it in my TRS-80 expansion interface box. Over several months I discovered that most of the time it didn't work. I also discovered that this was a design problem with the Radio Shack expansion interface, not the memory.

Radio Shack was not helpful. After all, I had installed additional memory not purchased through Radio Shack. I called Ithaca Audio, expecting a similar reaction. On the contrary! They knew about the various problems with the interface expansion box and offered the following free aid:

- a replacement set of eight NEC memories which require less frequent refresh signals.
- Should this fail, I would send them my expansion interface box and both sets of memory. They would return the interface in working order.
- If the new memory did work, I would then return the original set.

The NEC memory worked fine. All problems were solved. Now I know that when Ithaca Audio guarantees that their upgrade kit will work, they mean it.

Al Baker  
2327 S Westminster St  
Wheaton IL 60187

## COMMENTS ON COMPUTER ASSISTED INSTRUCTION

I appreciated the articles by Davidson, Gerhold, and Kheriaty (November 1978 BYTE) and by Gerhold (December 1978 BYTE) relating to computer assisted instruction (CAI) on microcomputers. The discussion on what constitutes good and bad CAI courseware was helpful, and the description of PILOT software they are using was also informative. I am pleased to learn of work being done in the area of CAI on microcomputers, for my experience suggests it can be a very useful teaching tool.

One concern I have is that the micro-computer system described in these articles does not include the capability to prepare courseware on the small computer system. The approach taken by the authors to prepare and test courseware on a larger computer system, and then to use that courseware with micro-computers, has merit for their situation

where the larger machine is readily available. However, many persons do not have access to such systems. Moreover, course objectives change rather frequently and individual teachers will prefer to present materials differently. It seems to me the small computer system should permit the teachers to write, test, and edit the courseware without being dependent on a large computer. This might possibly generate low quality courseware, but I feel many teachers could make good courseware who would not do so if a large (and probably less accessible) computer were required. People with experience in CAI could be of great assistance by publishing guidelines for writing good courseware along with methods of determining its quality.

Professor Gerhold presents a strong case for the use of PILOT instead of other languages for CAI; however, good courseware can be prepared using BASIC or other languages if that is all that is available to a particular user. I am using North Star BASIC and a Horizon II computer with 32 K bytes of programmable memory for computer aided instruction in soil physics at Oklahoma State University. Three BASIC programs were developed here to enter and edit courseware, process the courseware and interact with students and store their responses, and analyze student responses. The system is capable of performing complex matches of the kind described by Mr Gerhold (December 1978 BYTE, page 125) in one to five seconds, as well as jumping to specific parts of the courseware depending upon the student's responses to previous questions. Moreover it is very easy to create and edit courseware once the teacher has planned the material to be presented.

I hope to see more articles in BYTE relating to computer aided instruction on microcomputers. I would appreciate articles on software (such as PILOT), software and hardware required for preparing good courseware, methods of assessing the quality of courseware, and low cost video terminals with special features needed in instruction such as graphics, subscripts, and superscripts.

Asst Prof David L Nofziger  
Oklahoma State University  
Stillwater OK 74074

## PASCAL COSTS ADD UP

I would like to respond to BYTES comment on "Pascal Critique and a Comment," by J O'Loughlin (December 1978 BYTE, page 179). I feel that the UCSD Pascal system is *not* an affordable implementation of Pascal. Although the software costs "only" \$200, you need 56 K bytes of programmable memory to use it productively (\$800), plus 8 inch floppy disk (\$1000), and a terminal with cursor control (\$1000). Add this to a \$1000 mainframe and this "affordable" system costs \$4000. Compare this to a \$600 TRS-80! Sure, Pascal is more readable than BASIC, but there are other con-

*Text continued on page 223*

# ComputerLand®

Huntsville, AL (205) 539-1200  
Phoenix, AZ (602) 956-5727  
Little Rock, AR (501) 224-4508  
Belmont, CA (415) 595-4232  
Dublin, CA (415) 828-8090  
El Cerrito, CA (415) 233-5010  
Hayward, CA (415) 538-8080  
Lawndale, CA (213) 371-7144  
Los Altos, CA (415) 941-8154  
Los Angeles, CA (213) 776-8080

## Call Directory Information

Marin, CA (213) 449-3205  
Pasadena, CA (714) 770-0131  
Saddleback Valley, CA (714) 886-6838  
San Bernardino, CA (714) 886-6838  
San Diego, CA (714) 560-9912  
San Diego East, CA (714) 464-5656  
San Francisco, CA (415) 546-1592  
San Jose, CA (408) 253-8080  
Santa Maria, CA (805) 928-1919  
Santa Rosa, CA (707) 528-1775  
Thousand Oaks, CA (805) 495-3554  
Tustin, CA (714) 544-0542  
Walnut Creek, CA (415) 935-6502  
Colorado Springs, CO (303) 574-4150  
Denver, CO (303) 759-4685  
Fairfield, CT (203) 255-9252  
Newark, DE (302) 738-9656  
Boca Raton, FL (305) 368-1122  
Ft. Lauderdale, FL (305) 566-0776  
Jacksonville, FL (904) 731-2471  
Atlanta, GA (404) 953-0406  
Honolulu, HI (808) 521-8002  
Arlington Heights, IL (312) 255-6488  
Downers Grove, IL (312) 964-7762  
Mundelein, IL (312) 949-1300  
Niles, IL (312) 967-1714  
Oak Lawn, IL (312) 422-8080  
Peoria, IL (309) 688-8252  
Overland Park, KS (913) 492-8882  
Louisville, KY (502) 425-8308  
Rockville, MD (301) 948-7676  
Grand Rapids, MI (616) 942-2931  
Southfield, MI (313) 356-8111  
Bloomington, MN (612) 884-1474  
Springfield, MO (417) 883-7085  
Nashua, NH (603) 889-5238  
Cherry Hill, NJ (609) 795-5900  
Bergen County, NJ (201) 845-9303  
Morristown, NJ (201) 539-4077  
Buffalo, NY (716) 836-6511  
Ithaca, NY (607) 277-4888  
Nassau County, NY (516) 742-2262  
Charlotte, NC (704) 536-8500  
Cleveland, OH (216) 461-1200  
Columbus, OH (614) 888-2215  
Portland, OR (503) 620-8170  
Harrisburg, PA (717) 763-1116  
Austin, TX (512) 452-5701  
Dallas, TX (214) 363-2223  
South West Houston, TX (713) 977-0909  
Houston Bay Area, TX (713) 488-8153  
Salt Lake City, UT (801) 364-4416  
Tyson's Corners, VA (703) 893-0424  
Bellevue, WA (206) 746-2070  
Federal Way, WA (206) 838-9363  
Tacoma, WA (206) 581-0388  
Madison, WI (608) 273-2020  
Milwaukee, WI (414) 466-8990

INTERNATIONAL  
Adelaide, Australia Call Directory Information  
Brisbane, Australia 07 221 9777

Perth, Australia Call Directory Information  
Sydney, NSW Australia 29-3753  
Brussels, Belgium 43 29 05

Burlington, Canada Call Directory Information  
Toronto, Canada Call Directory Information  
Winnipeg, Canada (204) 772-9519  
Manila, Philippines 58-36-66

# BEFORE YOU BUY COMPUTER #1, VISIT #1 COMPUTERLAND

If the truth is that you want a computer . . . then we want to be your computer store.

We're ComputerLand, the #1 computer store chain in the U.S. What's meaningful about that fact is, that ComputerLand has been chosen by more people as having what they've been looking for. And, since you're looking, let us tell you what you'll find, when you visit a ComputerLand store.

You'll find a product line that's continually evaluated to provide you with the widest and best selection in quality, brand name microcomputers anywhere. You'll find an enthusiastic and knowledgeable staff able to interpret all the equipment specifications, in terms of how they apply to you, and in a way you'll understand. You'll find demonstration areas where you can get a firsthand experience of running a computer yourself.

## COMPUTERS FOR BUSINESS



You'll find educational materials to give you a total insight into the world of microcomputers.

You'll find a fully equipped service department to provide whatever assistance is required to keep your computer running in top-notch condition. You'll find computer user's clubs to join, where you can share ideas with people as enthusiastic as yourself. And, with each new visit, you'll find excitement—from the people you deal with, the equipment they offer, and from your own ever-growing personal involvement.

ComputerLand Corp.  
14400 Catalina St.  
San Leandro, CA 94577  
(415) 895-9363  
Franchise Opportunities Worldwide.



Enough about us. How about what computers do. To attempt to describe all the things your computer might do, would be to describe your imagination. So instead, we'll briefly list some of the many things for which small computers are already being used.

**In business**, the advent of the versatile and compact microcomputer has put the benefits of computing within reach of small companies. With systems starting at less than \$6000, the businessman can

## COMPUTERS FOR THE HOME



computerize things like accounting, inventory control, record keeping, word processing and more. The net result is the reduction of administrative overhead and the improvement of efficiency which allows the business to be managed more effectively.

**In the home**, a computer can be used for personal budgeting, tracking the stock market, evaluating investment opportunities, controlling heating to conserve energy, running security alarm systems, automating the garden's watering, storing recipes, designing challenging games, tutoring the children . . . and the list goes on.

**In industry**, the basic applications are in engineering development, process control, and scientific and analytical work. Users of microcomputers in industry have found them to be reliable, cost-effective tools which provide computing capability to many who would otherwise have to wait for time on a big computer, or work with no computer at all.

## COMPUTERS FOR INDUSTRY



And now we come to you, which leads us right back to where we started: **If you want a computer, then we want to be your computer store.**

Whether you want a computer for the home, business or industry, come to ComputerLand first. We'll make it easy for you to own your first computer. Because, simply put, we really want your business. When you come right down to it, **that's what makes us #1.**

# ComputerLand®

WE KNOW SMALL COMPUTERS

ComputerLand Europe  
Europa Terrassen  
8 Rue Jean Engling  
Dommeldange, Luxembourg  
Phone 43 29 05 Telex 2423

# Computer Generated Maps, Part 1

**William D Johnston**  
1808 Pomona Dr  
Las Cruces NM 88001

Cartography, the art of mapmaking, originated in ancient times. It came of age in 1538 when Gerhard Mercator revolutionized the science with the introduction of the first modern mathematically derived map projections. Those projections, which bear his name, have stood the test of four and a half centuries, and to this day are of great value in a wide variety of applications. Many of the world's most famous cartographers lived, worked, and made great theoretical contributions more than 200 years ago. The names of Lambert, Mollweide, Lagrange, Gauss, and others will ring familiar to even the casual user of maps.

While these men all had brilliant minds, they shared an extraordinary handicap: that which they could conceive in theory they could put in practice only through enormous labor in manual computation. The construction of maps through mathematical projections begins with sets of geographical coordinates which define the boundaries of the areas to be mapped. These coordinates are manipulated with appropriate mathematical procedures to convert the geographical data to map coordinates, and these final numeric figures are used to draw the maps. In practice, accurate maps require defining literally tens of thousands, and frequently hundreds of thousands — or even millions — of reference points.

## About the Author:

*William D Johnston has worked in the fields of mathematics and computer systems since 1962. For the past ten years his professional position has been that of senior mathematician with primary responsibilities in computer graphics, user executives, and data reduction software for missile flight analysis. He built his first computer circuits (binary counters, ring counters, and half-adders) using vacuum tubes in 1959, the same year he received his amateur radio license.*

*Johnston has had articles in Sky and Telescope, Radio Communication, Ham Radio, QST, CQ, Ham Radio Horizons, RTTY Journal, and other technical publications.*

It is no wonder that until recent times, these eminent scientists wasted years of their lives arduously computing complex mathematical conversions by hand. As recently as 20 years ago, it was still standard procedure in many government and private mapping agencies to create maps using nothing better than tables of precomputed conversion factors, between whose entries interpolation was required. The tables themselves had been computed manually, with the assistance of slide rules or mechanical calculators, at best. Over the years, cartographers frequently pointed out the need for various types of maps, and even developed the procedures for making them, but the manpower simply wasn't available to execute the task.

Now, with the power of the microcomputer, the rankest amateur can produce in minutes what might have taken Mercator or Lambert many years to accomplish. Not only can the mathematical computations be carried out on the microcomputer, but with a suitable graphics device the map itself can be drawn in final form. The practical applications are limitless. Such diverse fields as economic sector mapping for business, generating map overlays for direct reception of weather satellite photos in the home, aeronautical and maritime navigation, OSCAR satellite tracking for communications, topographic mapping, and celestial maps for astronomy are just a few of the many worthwhile applications.

For Space War fans, a vivid video graphics presentation of the changing Earth as seen from an orbiting spacecraft can add excitement to the game as battles rage over Antarctica, then shift to high above Europe, or wherever the Captain takes his ship. A whole new dimension can be added to such games as Battleship, when the combatants have the entire Pacific Ocean with all of its islands and atolls in which to maneuver, plan tactics, and try to outwit the enemy.

## Classifications of Maps

The kinds of maps that you might generate on your own personal computer will depend upon the intended use, but, broadly speaking, map projections fall into two general categories: mathematical projections

and perspective (or geometric) projections. Mathematical projections are defined by a mathematical function or procedure which will preserve or enhance the characteristics most important in the map's application. The Mercator map is a classic example of the mathematical projection.

Perspective projections are very much like perspective engineering drawings, which come under the category of perspective geometry. They are defined by, and may be created through, geometric constructions. (Perspective projections may also be described mathematically, but the converse is not true. Projections classified as mathematical cannot be defined geometrically.) A map made of the visible surface of the Earth, exactly as it appears from an orbiting spacecraft, is a perspective projection. The map outline overlays placed on weather satellite photos are common examples of this type of projection.

Ideally, a map should portray the Earth as it actually is, preserving both the shapes and the relative sizes of the areas being mapped. Distances throughout the map should be at a constant ratio to the actual distances on the Earth. For navigation and radio communication purposes, it would be convenient to have great circles on the surface of the Earth (which define the shortest distance between any two points) to appear as straight lines on the map.

Unfortunately, since the Earth is a sphere and maps are, of necessity, flat, it is impossible to incorporate *all* of these features into a single projection. Consequently, the various map projections are compromises selected to minimize the various distortions while enhancing other features, depending upon the particular application that the map is to be used for.

Any map which preserves the *relative sizes* of the areas portrayed is called an *equal-area* projection. Any map which preserves the *shapes* of the areas portrayed is said to be a *conformal* projection. In practice, if the error is no more than one or two percent, the map is considered to have met the requirements. A given map may be either conformal or equal-area, or it may be both, or it may be neither.

## Hardware

The creation of maps by computer is exceedingly simple. The only hardware necessary is the computer itself, along with some type of graphics device. The graphics equipment may be a video display, or an X,Y pen plotter. If you are primarily interested in printed maps, then obviously a pen plotter (or a video display with hard

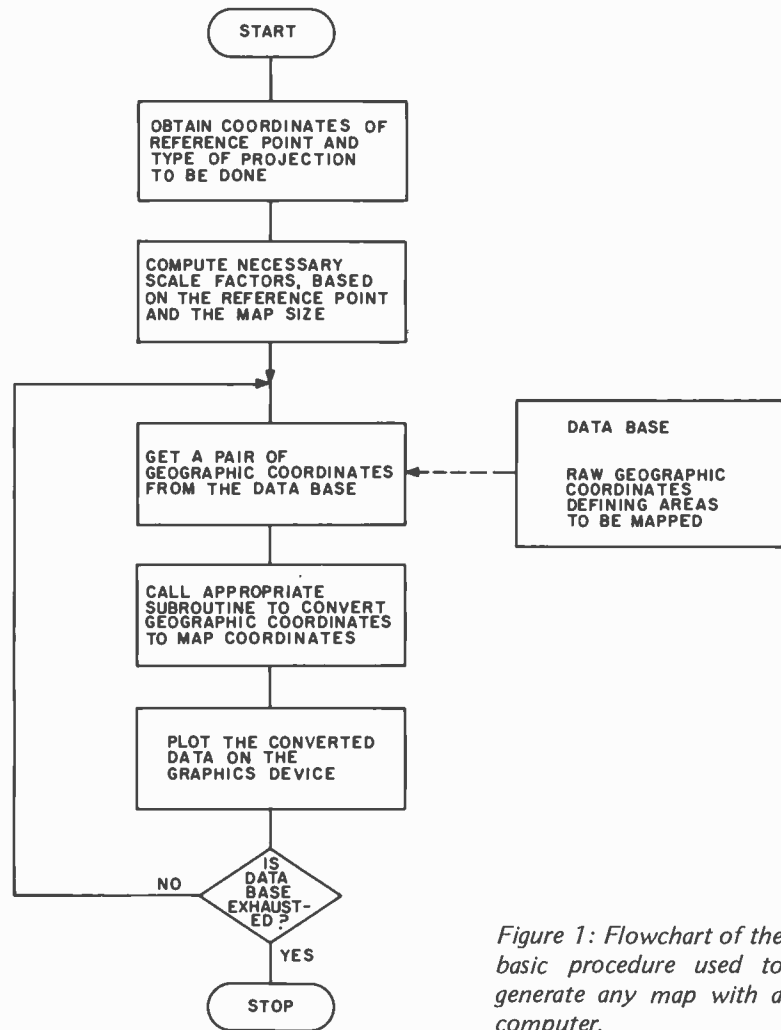


Figure 1: Flowchart of the basic procedure used to generate any map with a computer.

copy attachment) would be your best choice. If, on the other hand, your first interest is in fast-changing maps for games, then a good video graphics display alone would serve quite well. Some dot matrix plotters can produce satisfactory maps, though often at a sacrifice in memory or mass storage I/O (input/output) time.

## Map Generation Algorithms

One of the most appealing aspects of mapmaking by computer is the simplicity of the software. Figure 1 shows a flowchart of the fundamental procedure used to generate any map. The algorithm consists of a data base of raw geographic coordinates and a mathematical conversion procedure. Given a reference point (a point of projection or a set of mapping limits), the program loops through the conversion procedure, converting one pair of geographic coordinates to map coordinates each time, until the data base is exhausted. As each pair of map coordinates is computed, the information is used to draw that element of the map. If the pro-

gram is to have the ability to generate several different projections, each projection conversion procedure can be written as a subroutine, and the appropriate subroutine would then be called at that point in the loop.

Most of the common projections, as we will see by the examples later, are defined by relatively simple mathematical equations. More often than not, the mathematical computations for a given conversion require no more than two to six statements in a BASIC program.

### Data Base Requirements

As mentioned earlier, the data base consists of sets of geographic coordinates which describe the areas to be mapped. Since the map is generated by lines connecting the points, they must occur frequently enough to provide the desired resolution. The greater the resolution needed, the more data points required, and hence, the larger the storage requirements for the data base.

Of course if you are mapping the entire world, your data base will be much larger than if you are mapping, say, just the United States. Furthermore, the resolution of your graphics device, along with the scale factor of the finished map, sets an upper limit on both the number of data points and the angular resolution (that is, the number of significant digits) needed in the data base to secure the highest resolution possible with that particular device. The maps that accompany this article were generated from a data base that is far more extensive than most people would ever need. It consists of approximately 10,000 pairs of coordinates, sufficient to produce a satisfactory world map several feet (more than a meter) in diameter. The angular resolution of the latitudes and longitudes is 0.0001 radian, which is sufficient for maps down to a scale of 1:1,000,000 (ie: on the order of service station road maps).

The geographic coordinates (latitudes and longitudes) in the data base are almost universally stored in radians. The reason is that almost all map projections are computed by trigonometric formulas, and there is no sense having to convert the data base from degrees to radians every time the program is run.

### Data Base Structure

The organization of the data base is straightforward. Each closed area represented by a continuous solid line which closes on itself is stored as a block of sequential coordinates (geographically sequential, that is). The last pair of coordinates in each

block is the same as the first pair in the same block, so that the line drawn on the map will fully close. (Repeating the first pair of coordinates in this manner is not absolutely necessary, but it will save headaches later, at a very small cost in storage space.) Each of these blocks is separated by a flag — normally a pair of zeroes (ie: a zero for both the latitude and the longitude).

Islands which are so small as to require that only a dot be drawn for mapping purposes are grouped together into a single block. The program need know only the starting and ending addresses of that block so it can instruct the graphics device to draw only dots for these locations, rather than connecting them with lines. Political boundaries represented by dotted lines are handled in this same manner.

The size of your data base will determine whether it can be stored in main memory along with the program, or whether it will have to reside on a mass storage device. From the standpoint of computing efficiency, the ideal situation is to have it in main memory since this eliminates a tremendous amount of input/output (I/O) time. On the other hand, if the graphics device is relatively slow (as are many pen plotters), the lost I/O time will be masked by the time the computer spends waiting on the plotter, so no advantage is gained by using memory.

In cases where fast-changing maps are to be displayed on video display, programmable memory is definitely the best choice for locating the data base. Where sufficient main memory isn't available for the size of the data base in use, the data base can frequently be partitioned in such a manner as to permit the program to load portions of it from mass storage into memory at far less frequent intervals.

For certain special applications it has even been found advantageous to store data bases in read only memory. A number of amateur astronomers, for example, have stored the coordinates for the entire Messier catalogue of nonstellar objects, as well as limited star catalogues, in read only memory. The coordinates and catalogue numbers are used for both the real time control (pointing) of the telescope, as well as for generating star maps on the video display. Such applications of read only memory are generally limited to cases where the data base occupies no more than a few hundred bytes.

### Compiling the Data Base

You can put together your own data base to fit your own particular requirements, if you have a mind to do so. Most libraries

*Text continued on page 76*

# How to buy a personal computer.

Suddenly everyone is talking about personal computers. Are you ready for one? The best way to find out is to read Apple Computer's "Consumer Guide to Personal Computing." It will answer your unanswered questions and show you how useful and how much fun personal computers can be. And it will help you choose a computer that meets your personal needs.

## Who uses personal computers.

Thousands of people have already discovered the Apple computer — businessmen, students, hobbyists. They're using their Apples for financial management, complex problem solving — and just plain fun.

You can use your Apple to analyze the stock market, manage your personal finances, control your home environment, and to invent an unlimited number of sound and action video games. That's just the beginning.

## What to look for.

Once you've unlocked the power of the personal computer, you'll be

using your Apple in ways you never dreamed of. That's when the capabilities of the computer you buy will really count. You don't want to be limited by the availability of pre-programmed cartridges. You'll want a computer, like Apple, that you can also program yourself. You don't want to settle for a black and white display. You'll want a computer, like Apple, that can turn any color tv into a dazzling array of color graphics.\* The more you learn about computers, the more your imagination will demand. So you'll want a computer that can grow with you as your skill and experience with computers grows. Apple's the one.

## How to get one.

The quickest way is to get a free copy of the Consumer Guide to Personal Computing. Get yours by calling 800/538-9696. Or by writing us. Then visit your local Apple dealer. We'll give you his name and address when you call.

\*Apple II plugs into any standard TV using an inexpensive modulator (not included).



**apple computer**™

10260 Bandley Dr., Cupertino, CA 95014

# Representing

## Three-Dimensional Objects in Your Computer

**Richard Blum**  
3 Mohawk Dr  
Westboro MA 01581

How would you like to make still pictures "come to life"? Or perhaps draw or photograph objects and then animate them, on a video display? You can do it on your personal computer with the help of a data tablet and the program described herein. The program takes images from a data tablet and transforms them into a three-dimensional representation inside a computer.

Once a three-dimensional representation of an object is entered into a computer's memory, programs can be used to display the object in perspective on a graphical video display. The object can be displayed from an infinite variety of perspectives. One can look at objects from any desired viewpoint and generate different viewpoints rapidly — a capability that is very useful in animation.

### Computer Animation

Animation with computers has several advantages over traditional animation techniques. First, a computer can draw faster than a person. In 16 millimeter films, 24 frames must be displayed every second. Thus a normal animation requires thousands of drawings. The speed of the computer can save the time required to draw the many pictures animation demands.

Second, a computer can quickly generate perspective drawings of objects. Perspective, the reduction in size of objects as they move further away from the viewer, gives pictures three-dimensional realism. Many cartoons do not use perspective drawings because of the time required to draw them. With the aid of computers, this realism in animation is easily achieved.

Third, computers can recreate the effects of wide angle or telescopic lenses, and can simulate lighting from any angle.

With all these effects at their disposal, artists have the potential to create realistic

and exciting animation. To make computer animation available to artists not familiar with computer programming, there must be techniques which enable easy entry of visual data into the computer. This is made possible by the data tablet.

### The Data Tablet

The data tablet is a graphical input device that enables the entry of visual images into a computer. Just as a keyboard enters alphanumeric characters (the elements of text), so a data tablet enters lines and points (the elements of images). Data tablets are now commercially available for personal computer systems. The Bit Pad™, manufactured by Summagraphics, is an example of a high quality data tablet available for personal computers.

In using the data tablet, a pen shaped stylus is moved over a flat electromagnetically sensitive board. The pen's position over the board is monitored by a controller which relays information to a computer. In this way it is possible to "draw" images directly into a computer's memory.

The tablet board is 11 inches square. Each point on the board represents a value in an X,Y coordinate system. Resolution is good, distinguishing as many as ten points per millimeter. There are three modes of operation. Data can be sent to the computer continuously, continuously while the stylus is touching the board, or at distinct moments while the stylus is touching the board.

Even if you are not interested in animation, you may still find it useful to manipulate images using a computer. A space game enthusiast could enter pictures of starships and then display them during the game. The homeowner needing to do some interior decoration could enter photographs of a room interior and furniture. Then different furniture arrangements could be viewed.



# DOUBLE DENSITY



## SOLID SAVINGS!

Now you can put your S-100 system solidly into a full-size, single/double density, 600K bytes/side disk memory for just \$1149 complete.

DISCUS/2D™ single/double density disk memory from Thinker Toys™ is fully equipped, fully assembled, and fully guaranteed to perform perfectly.

DISCUS/2D™ is a second generation disk memory system that's compatible with the new IBM System 34 format. The disk drive is a full-size Shugart 800R, the standard of reliability and performance in disk drives. It's delivered in a handsome cabinet with built-in power supply.

The S-100 controller utilizes the amazing Western Digital 1791 dual-density controller chip . . . plus power-on jump circuitry, 1K of RAM, 1K of ROM with built-in monitor, and a hardware UART to make I/O interfacing a snap.

The DISCUS/2D™ system is fully integrated with innovations by designer/inventor George Morrow. Software includes BASIC-V™ virtual disk BASIC,

DOS, and DISK-ATE™ assembler/editor. Patches for CP/M\* are also included. CP/M\*, MicroSoft Disk BASIC and FORTRAN are also available at extra cost.

DISCUS/2D™ is the really solid single/double density disk system you've been waiting for. We can deliver it now for just \$1149. And for just \$795 apiece, you can add up to 3 additional Shugart drives to your system. Both the hardware and software are ready when you are.

Ask your local computer store to order the DISCUS/2D™ for you. Or, if unavailable locally, write Thinker Toys,™ 5221 Central Ave., Richmond, CA 94804. Or call (415) 524-2101 weekdays, 10-5 Pacific Time. (FOB Berkeley. Cal. res. add tax.)

\*CP/M is a trademark of Digital Research.

 Morrow makes disk memory for  
**Thinker Toys™**

There are many other uses for a data tablet; only imagination is needed to discover them.

#### Preparing to Use the Picture Input Program

The program in listing 1 allows one to construct three-dimensional representations of objects inside a computer. These representations will later be used to display the objects in perspective. The description of an object is entered using a data tablet, so that the process resembles drawing. For each side of the object entered, two pictures must be supplied. Either photographs or drawings may be used. The procedure described below assumes that photographs are used. If drawings are used instead, they must be prepared according to this procedure.

The two photographs must be taken such that they both center on the same point of

the object (see figure 1). This point is to become the origin point. It is also necessary that the camera location for the second shot be directly behind where the camera was for the first shot, so that there is a straight line between the origin point and the center of the camera in both shots. Then the distance between the camera's positions should be measured. It is not necessary to know how far the camera was from the object, but only to know the difference in camera position. The only other measurement necessary is the X,Y,Z distance between the origin and one vertex on the object.

It is also necessary that the lens' effective focal length does not change between the two photographs. This may be achieved by using the same focus setting with a very small aperture, or more simply by using a




*Photo 1: Two views of side view 1.*



*Photo 2: Two views of side view 2.*

**FOR PERSONAL COMPUTER USERS**



# onComputing

**A new quarterly by  
the staff of BYTE®**

This totally new publication is entertaining, informative, and uncomplicated. It is edited for the attorney, accountant, writer and other professional or business person aware of the personal computer as a tool for business, education, home entertainment, laboratory work and other applications.

Compiled and edited by the staff of BYTE, latest developments covered in onComputing will include creative uses of the small computer, books for the computer user, how and where to buy your personal computer and numerous features concerning the fascinating world of the microprocessor.

Add onComputing to your library of 'must' publications. Act now, subscribe and receive four (4) issues @ \$8.50 for one year (U.S.). Canada and Mexico: \$10.00.

# onComputing™

**GUIDE TO PERSONAL COMPUTING**

**SUBSCRIBE NOW! COMPLETE AND MAIL ATTACHED POSTAGE PAID REPLY CARD**  
onComputing, Inc.  70 Main St.  Peterborough, NH 03458  Dial toll free 800-258-5485 (In NH 924-7217)

Listing 1: BASIC program for entering and manipulating data from a data tablet.

```

0010 LET X1=1
0020 REM (THIS PROGRAM ACCEPTS DATA FROM A TABLET AND TERMINAL)
0030 REM (AND CREATES THREE DIMENSIONAL MODELS OF THE OBJECTS ENTERED)
0040 REM X,Y,Z COORDINATES
0050 DIM X(100),Y(100),Z(100)
0060 REM X,Y,Z DISPLACEMENTS FROM SIDE 1'S ORIGIN
0070 DIM X9(6),Y9(6),Z9(6)
0080 REM INITIALIZE TOTAL NUMBER OF VERTICE TO 0
0090 LET I3=0
0100 PRINT "HOW MANY SIDE VIEWS ARE TO BE ENTERED"
0110 INPUT S1
0120 REM ENTER THE POINTS FROM EACH SIDE VIEW
0130 FOR S=1 TO S1
0140 PRINT "PROCESSING SIDE VIEW",S
0150 GOSUB 0230
0160 NEXT S
0170 OPEN FILE(1,1),"RESULT"
0180 FOR I7=1 TO I3
0190 PRINT FILE(1),I7,X(I7),Y(I7),Z8-Z(I7)
0200 NEXT I7
0210 CLOSE FILE(1)
0220 END
0230 REM (FIND THE USERS ORIGIN)
0240 PRINT "PLACE THE STYLUS ON THE ORIGIN FOR PICTURE 1"
0250 CALL 1, 01, 02
0260 PRINT "PLACE THE STYLUS ON THE ORIGIN FOR PICTURE 2"
0270 CALL 1, 03, 04
0280 PRINT "HOW FAR WAS CAMERA ONE FROM CAMERA TWO"
0290 INPUT L
0300 REM (FIND THE KNOWN VERTEX)
0310 PRINT "PLACE THE STYLUS ON THE KNOWN VERTEX IN PICTURE 1"
0320 CALL 1, K1, K2
0330 REM (TRANSFORM DATA TO THE USERS TABLET SPACE)
0340 LET K1=K1-01
0350 LET K2=K2-02
0360 PRINT "PLACE THE STYLUS ON THE KNOWN VERTEX IN PICTURE 2"
0370 CALL 1, K3, K4
0380 LET K3=K3-03
0390 LET K4=K4-04
0400 PRINT "ENTER THE X-Y-Z DISTANCES BETWEEN THE KNOWN VERTEX AND ORIGIN"
0410 INPUT V1,V2,V3
0420 REM (CALCULATE THE DISTANCE BETWEEN CAMERA ONE AND THE OBJECT)
0430 IF K1-K3=0 THEN GOTO 0460
0440 LET Z=(K3-L)/(K1-K3)
0450 GOTO 0500
0460 LET Z=(K4-L)/(K2-K4)
0470 REM (CALCULATE THE PERSPECTIVE TRANSFORM)
0480 LET D = Z * K2 / V2
0490 GOTO 0510
0500 LET D=Z*K1/V1
0510 IF S = 1 THEN Z8 = Z
0511 PRINT "HOW MANY VERTICES ARE TO BE ENTERED?"
0520 INPUT I1
0530 FOR I=1 TO I1
0540 IF S = 1 THEN GOTO 0570
0550 IF I>=S1 THEN GOTO 0570
0560 PRINT "VERTEX COMMON TO SIDE VIEW",I+1
0570 PRINT "IN PICTURE ONE POINT TO VERTEX",I
0580 CALL 1, X1, Y1
0590 PRINT "IN PICTURE TWO POINT TO VERTEX",I
0600 CALL 1, X2, Y2
0610 REM (CALCULATE THE X-Y COORDINATES FOR THE VERTEX)
0620 LET D1=X1-X2
0630 IF D1<>0 THEN GOTO 0660
0640 LET Z [(I + I3) = (Y2 * L) / (Y1 - Y2)
0650 GOTO 0670
0660 LET Z[(I+I3) = (X2 * L) / (X1 - X2)
0670 LET X[(I+I3) = Z[(I+I3) * X1/D
0680 LET Y[(I+I3) = Z[(I+I3) * Y1/D
0690 REM IF THIS IS THE FIRST SIDE FIND COMMON VERTICE
0700 IF S>1 THEN GOTO 0790
0710 REM IF WE HAVE FOUND ALL THE COMMON VERTICE LOOP AGAIN
0720 IF I>=S1 THEN GOTO 0830
0730 LET X9[(I+1) = X[(I+I3)
0740 LET Y9[(I+1) = Y[(I+I3)
0750 LET Z9[(I+1) = Z[(I+I3)
0760 GOTO 0830
0770 REM PROCESSING A SIDE VIEW OTHER THAN SIDE ONE
0780 REM IF THIS IS FIRST VERTICE ITS A COMMON ONE
0790 IF I=1 THEN GOSUB 0870
0800 LET X[(I+I3) = X[(I+I3) - X9[S]
0810 LET Y[(I+I3) = Y[(I+I3) - Y9[S]
0820 LET Z[(I+I3) = Z[(I+I3) - Z9[S]
0830 NEXT I
0840 REM FIND TOTAL NUMBER OF VERTICE
0850 LET I3=I3+I1
0860 RETURN
0870 IF S=1 THEN GOTO 0920
0880 REM FIND THE DIFFERENCE BETWEEN SIDE ONE AND SIDE N
0890 LET X9[S] = X[(I+I3) - X9[S]
0900 LET Y9[S] = Y[(I+I3) - Y9[S]
0910 LET Z9[S] = Z[(I+I3) - Z9[S]
0920 RETURN

```

# See Sol<sup>®</sup> at all these fine computer centers

**AL:** Birmingham: Computer Center, Inc., (205) 942-8567. **CA:** Costa Mesa: Orange County Computer Center, (714) 646-0221. Los Angeles: Computers Are Fun, (213) 475-0566. Modesto: Computer Magic, (209) 527-5156. Mountain View: Digital Deli, (415) 961-2670. Walnut Creek: MicroSun Computer Center, (415) 933-6252. **CO:** Boulder: Byte Shop, (303) 444-6550. **CT:** Bethel: Technology Systems, (203) 748-6856. **FL:** Ft. Lauderdale: Byte Shop of Ft. Lauderdale, (305) 561-2983. Miami: Byte Shop of Miami, (305) 264-2983. Tampa: MicroComputer Systems Inc., (813) 879-4301. **IL:** Lombard: Midwest Microcomputer, (312) 495-9889. **ID:** Boise: Byte Shop Computer Store, (208) 345-3811. **IA:** Davenport: Memory Bank, (319) 386-3330. **KY:** Louisville: Martronix Associates, (502) 459-0500. **MD:** Silver Springs: Computers Etc., (301) 588-3748. Towson: Computers Etc., (301) 296-0520. **MA:** Waltham: Computer Power, Inc., (617) 890-4440. **MO:** Florissant: Computer Country, (314) 921-4434. **NJ:** Cherry Hill: Computer Emporium, (609) 667-7555. Iselin: Computer Mart of New Jersey, (201) 283-0600. **NY:** Endwell: The Computer Tree, (607) 748-1223. New York: Computer Mart of New York, (212) 686-7923. White Plains: The Computer Corner, (914) 949-3282. **NC:** Raleigh: Bennett-Stiles Computer, (919) 781-0003. **OH:** Akron: The Basic Computer Shop, (216) 867-0808. **OR:** Beaverton: Byte Shop Computer Store, (503) 644-2686. Portland: Byte Shop Computer Store, (503) 223-3496. **PA:** King of Prussia: Computer Mart of Pennsylvania, (215) 265-2580. **RI:** Warwick: Computer Power, Inc., (401) 738-4477. **TN:** Kingsport: Microproducts & Systems, (615) 245-8081. **TX:** Arlington: Computer Port, (817) 469-1502. Houston: Interactive Computers, (713) 772-5257. Houston: Interactive Computers, (713) 486-0291. Lubbock: Neighborhood Computer Store, (806) 797-1478. Richardson: Micro Store, (214) 231-1096. **UT:** Salt Lake City: Home Computer Store, (801) 484-6502. **VA:** McLean: Computer Systems Store, (703) 821-8333. **WA:** Bellevue: Byte Shop Computer Store, (206) 746-0651. Lynnwood: Byte Shop Computer Store, (206) 775-7436. Seattle: Byte Shop of Seattle, (206) 622-7196. **WI:** Madison: The Madison Computer Store, (608) 255-5552. Milwaukee: The Milwaukee Computer Store, (414) 445-4280. **DC:** Washington: Georgetown Computer Emporium, (202) 337-6545. **CANADA:** London, Ontario: Computer Circuit Ltd., (519) 672-9370. Toronto, Ontario: Computer Mart Ltd., (416) 484-9708. Vancouver, B.C.: Basic Computer Group Ltd., (604) 736-7474. **ARGENTINA:** Buenos Aires: Basis Sistemas Digitales, 393-5299. **AUSTRALIA:** Prospect: A.J.F. Systems & Components, Pty. Ltd., 269 1244. Sydney: Automation Statham Pty. Ltd., (02) 709.4144. **BELGIUM:** Brussels: Computerland, 02/511-34-45. **COLOMBIA:** Bogota: Video National, 326650. **DENMARK:** Copenhagen: Peter W. Holm Trading Aps, 01-54366. **PHILIPPINES:** San Juan: Integrated Computer Systems, Inc., 78-40-71. **SPAIN:** Barcelona: Interface S.A., (93) 301 7851. **UNITED KINGDOM:** Essex: The Byte Shop Ltd., 01 554 2177. Huntington: Comart, Ltd., (0480) 74356. **VENEZUELA:** Los Ruices, Caracas: Componentes Y Circuitos Electronicos TTLCA, 355591.



# Sol.<sup>®</sup> The small computer that won't fence you in.

A lot of semantic nonsense is being tossed around by some of the makers of so-called "personal" computers. To hear them tell it, an investment of a few hundred dollars will give you a computer to run your small business, do financial planning, analyze data in the engineering or scientific lab — and when day is done play games by the hour.

Well, the game part is true. The rest of the claims should be taken with a grain of salt. Only a few personal computers have the capacity to grow and handle meaningful work in a very real sense. And they don't come for peanuts.

## **Remember, there's no free lunch.**

So before you buy any personal computer, consider Sol.<sup>®</sup> It costs more at the start but less in the end. It can grow with your ability to use it. Sol is not cheap. But it's not a delusion either.

Sol small computers are at the very top of the microcomputer

spectrum. They stand up to the capabilities of mini systems costing four times as much.

## **No wonder we call it the serious solution to the small computer question.**

Sol is the small computer system to do the general ledger and the payroll. Solve engineering and scientific problems. Use it for word processing. Program it for computer aided instruction. Use it anywhere you want versatile computer power!

## **Build computer power with our software.**

At Processor Technology we've tailored a group of high-level languages, an assembler and other packages to suit the wide capabilities of our hardware.

Our exclusive Extended BASIC is a fine example. This BASIC features complete matrix functions. It comes on cassette or in a disk version which has random as well as sequential files.

Processor Technology FORTRAN is similar to FORTRAN IV and

has a full set of extensions designed for the "stand alone" computer environment.

Our PILOT is an excellent text oriented language for teachers.

## **Sold and serviced only by the best dealers.**

Sol Systems are sold and serviced by an outstanding group of conveniently located computer stores throughout the U.S. and Canada.

For more information contact your nearest dealer in the adjacent list. Or write Department B, Processor Technology, 7100 Johnson Industrial Drive, Pleasanton, CA 94566. Phone (415) 829-2600.

**In sum, all small computers are not created equal and Sol users know it to their everlasting satisfaction.**

**Processor Technology**

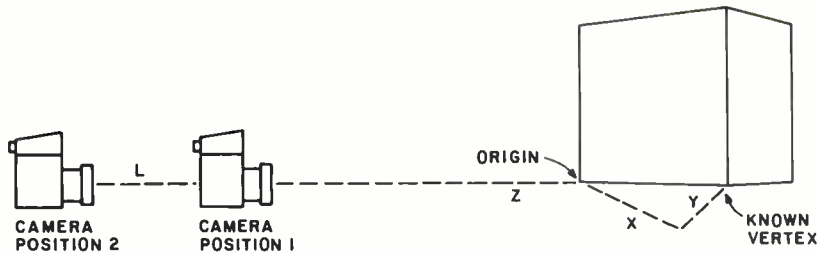


Figure 1: To analyze perspective, two pictures of each side must be taken from two different distances. The line of sight through both cameras should be in line with a point on the object.

fixed-focus camera. Under a discussion of theory there is a description of another technique, in which there is no restriction of constant focus.

Enlargements of the photographs should be made to make measurements more accurate. I have found that there are always errors in reading values from photographs; the smaller the photographs, the larger the error ratio.

#### Using the Picture Input Program

With photographs and measurements, the user is ready to run the picture input pro-

gram. To illustrate the use of this program, a simulated run will be described. For this simulation a simple object was photographed (see photos 1, 2, 3 and 4), and measurements taken. Four photographs were needed to represent two side views. (Note that for this object only two side views are necessary to see all the vertices.)


In figure 2 each vertex of the object is associated with a letter. Table 1 gives the values of the coordinates measured from the four photographs. These measurements are provided to illustrate the simulation. In a normal run of the program these values would be provided to the program directly from the data tablet.

The picture input program, written in BASIC, receives the information from the data tablet by making use of the BASIC CALL statement. The CALL statement activates an assembly language routine which handles the interface to the data tablet. This routine, not included here, must be supplied by the user.

The simulation begins by having the program prompt with the question:

HOW MANY SIDE VIEWS ARE TO  
BE ENTERED ? 2

In this example there are two side views.



# PASCAL PERFORMANCE.

The new Pascal Computer System is driven by a unique 16-bit Pascal MICROENGINE™ — the first microprocessor hardware designed exclusively for direct high-level language execution. ■ The processor is incorporated into a single board computer system, the WD/90, which directly executes Pascal intermediate code generated by the University of California at San Diego (UCSD) Pascal compiler, Release III.0. ■ Since P-code output by the Pascal compiler represents an ideal architecture for a computer executing Pascal programs and since the WD/90 directly executes P-code (no interpreter), these programs execute up to five or more times faster than equivalent systems.

The WD/90 Pascal MICROENGINE™ Computer includes: ■ Pascal MICROENGINE™ processor ■ 64K bytes of RAM Memory ■ Two RS-232 asynchronous/synchronous ports (110-19.2K baud-full duplex) ■ Two 8-bit parallel ports (500 kHz maximum data rate) ■ Floppy disk controller with direct memory access (DMA), switch selectable for: single or double density (IBM format); mini or standard floppy; 1 to 4 drives (same type) ■ Floating point hardware (proposed IEEE standard) ■ Memory Mapped I/O ■ Enclosed power supply Complete UCSD Pascal Operating System (Release III.0)

**WESTERN DIGITAL**


3128 Redhill Avenue, Box 2180 • Newport Beach, CA 92663  
(714) 557-3550, TWX 910-595-1139

FOR FURTHER INFORMATION CONTACT  
DISTRIBUTOR: CIT (714) 979-9920  
RETAIL: Your LOCAL COMPUTER Store  
OEM: Your WESTERN DIGITAL Sales Representative

# POWERFUL INTERFACES

## S-100 3 S+P INTERFACE CARD

MODEL 3 S+P-100K - \$159.95  
MODEL 3 S+P-100A - \$189.95



A powerful I/O interface card for any S-100 BUS. Three serial ports and one parallel port. Fully hardware operated. No software initialization required. In addition, this board will operate with any software. User is able to select status bits to fit any software configuration.

- **SELECTABLE BAUD RATES:** All baud rates are dip switch selectable. Each port can be set for its own baud rate. CRYSTAL CONTROLLED baud rates. This interface card can operate with any Microprocessor at any speed. The 3 S+P does not depend on the CPU for its originating clock. 110-9600 baud.

- **EASY CONFIGURATION:** The 3 S+P is easy to set. All port addresses are set by dip switches. Each port can be assigned independent of each other.

- **SOFTWARE COMPATIBLE:** The 3 S+P will be compatible with most software arrangements due to the ability to set the status bits and the parity. Parity, character length, stop bits all set by dip switches. Each port can be set to its own individual arrangement.

- **HIGH QUALITY:** The highest quality parts are used. P.C. Board is with plated through holes, solder mask, silk screen legend and gold plated contacts.

- **OUTPUT ARRANGEMENT:** All outputs terminate at the top of the card via a 26 contacts. Standard 26 pin IDC connectors mate with each port. RS-232, current loop at each serial port and full data lines at the parallel port connection. Operation is asynchronous mode, but can be configured for synchronous operation by minor reconfiguration.

- **FULL DOCUMENTATION:** A complete manual of operation and construction is included. Easy construction and 3 hours is the estimated construction time. Just plug in, set the switches and enjoy all the different configured software. NO MORE changing the software to match I/O board. Just set the board and enjoy.

## S-100 VIDEO DISPLAY BOARD

MODEL VID-100K (KIT) - \$119.00  
MODEL VID-100A (ASSEM.) - \$139.00


- Provisions for plugging in keyboard.
- 16 lines at 64 characters
- Full upper and lower case.
- Ascii key, character set, symbols, greek letters, and numbers.
- 7x9 dot matrix in an 8x10 field.
- Normal and reverse video, and blinking cursor.
- Compatible with CPM.
- A natural for text editing.
- Comes with software driver in ROM which provides scroll up and down, full cursor positioning, flashing and field characters.

Specifications are: S-100 BUS compatible, high speed 1K memory. Voltage requirements - +8 volts @900MA, +16volts @40MA. -16volts @ 100MA. Output is standard video.

Epoxy glass double sided with plated through holes, solder mask and silk screened legend for easy assembly and servicing.

## S-100 EPROM PROGRAMMER +3

MODEL EPR-100K (KIT) - \$129.95  
MODEL EPR-100A (ASSEM.) - \$159.95



All the same features of the TRS-80\* model. Comes complete with interface cable, S-100 plug-in card. Totally self contained power supply, plus many other extras.

## S-100 DISC CONTROLLER CARD TRS-80\* DISC DRIVES

MODEL DC-80K (KIT) - \$169.00  
MODEL DC-80A (ASSEM.) - \$189.00

With the use of our interface cable or S-100 BUS system for TRS-80\* computers this card controls mini or 8" floppies.

On board firmware with WDOS operating system, video driver, and keyboard driver which allows user to run any type of software available and emulates basic software driver resident in keyboard, if user so desires.



\*TRS-80 is a trademark of Tandy Corp.

# WORLD POWER SYSTEMS, INC.

1161 N. El Dorado Place, Suite 333, Tucson, Arizona 85715  
24 Hour Order Phone No: 602-886-2537

The program next states:

READY TO PROCESS SIDE VIEW  
NUMBER 1.

At this time the user should put the two photographs of side view 1 onto the data tablet. The program tells the user:

PLACE THE STYLUS ON THE ORIGIN  
IN PICTURE ONE.

The user should find the location of the origin in the photograph and indicate it

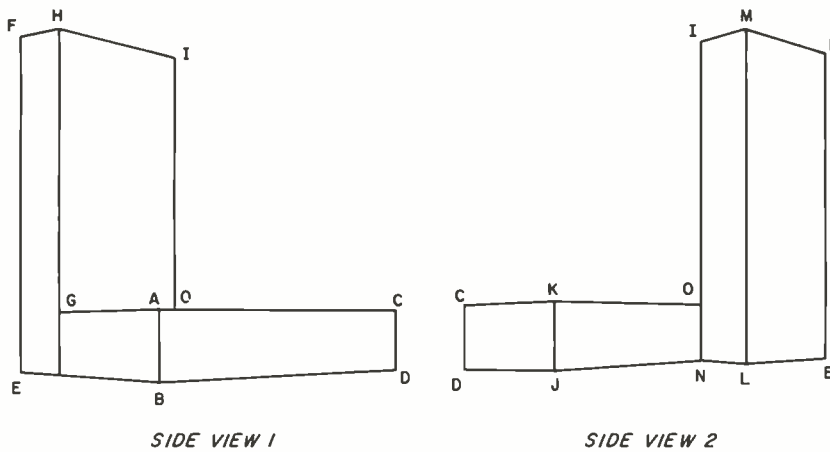


Figure 2: Each of the vertices of the object is given a designation letter.

Side View 1				
Vertex	Picture 1		Picture 2	
	X	Y	X	Y
A:	-3.3	0	-2	0
B:	-3.3	-12.3	-2	-7.6
C:	40.1	0	26	0
D:	40.1	-10.6	26	-6.7
E:	-25.5	-10.6	-16.6	-6.9
F:	-25.5	44.5	-16.6	28.9
G:	-19.4	0	-12	0
H:	-19.4	47	12	30
I:	0	43.1	0	28.2

Side View 2				
Vertex	Picture 3		Picture 4	
	X	Y	X	Y
C:	39.9	0	25.6	0
J:	25	-11.8	15.6	-7.3
K:	25	0	15.6	0
L:	-7.4	-10.9	-4.7	-7
M:	-7.4	45.9	-4.7	28
N:	0	-10.5	0	-6.8
I:	0	43.8	0	28.3

Table 1: A compilation of the data obtained from photos 1 and 2. The vertex designations are the same as in figure 2. For photos 1a and 1b, L is 26.7 inches (67.8 cm) and the known vertex is I at location (0,11.75,0) inches (0,29.85,0) cm. For photos 2a and 2b, L is 27.3 inches (69.34 cm) and the known vertex is I at location (0,11.75,0) inches (0,29.85,0) cm. The common vertex to side views 1 and 2 is vertex C.

with the stylus. In this example it is point O. Knowing this point allows the program to relate the data tablet's coordinates to the photograph's coordinates. The same is asked for picture 2:

PLACE THE STYLUS ON THE ORIGIN  
IN PICTURE TWO.

In preparation for the program, the user should measure the distance between the two camera positions. In this example the distance was 26.7 inches.

HOW FAR WAS CAMERA ONE FROM  
CAMERA TWO ? 26.7

The program next needs to know where in the photograph the vertex whose distance to the origin has been measured lies. This point should be located twice. Once in response to:

PLACE THE STYLUS ON THE KNOWN  
VERTEX IN PICTURE ONE;

and once in response to:

PLACE THE STYLUS ON THE KNOWN  
VERTEX IN PICTURE TWO.

Vertex 1 is the known vertex. From table 1 we see that values (0,43.1) and (0,28.2) would be the values provided by the tablet. In preparing for the program, the distance between the origin and vertex 1 was measured. In X,Y,Z terms this distance is (0,11.75,0). This value should be entered in response to:

ENTER THE X,Y,Z DISTANCE BETWEEN  
THE KNOWN VERTEX AND THE  
ORIGIN: (0,11.75,0).

If more than one side view is to be entered, the other side views must somehow be related to the first coordinate system. This is done by finding points in the first side view which are also in other side views (see figure 3). Therefore, the program will ask the user to point to a vertex in side 1 which is also in side N. The first N vertices pointed to in side view 1 should be vertices which are also in other side views. That is, the first vertex in side view 1 should be a vertex which is also in side view 2. The second vertex pointed to in side view 1 should be a vertex found in side view 3, etc. (The program as presented in listing 1, for the sake of simplicity, assumes that only two side views are necessary, and that these side views are opposite (180°) to each other. For most objects these will be sufficient.)



# The Personal Computer Line by OHIO SCIENTIFIC



**C1P: \$349!** A dramatic breakthrough in price and performance. Features OSI's ultra-fast BASIC-in-ROM, full graphics display capability, and large library of software on cassette and disk, including entertainment programs, personal finance, small business, and home applications. It's a complete programmable computer system ready to go. Just plug-in a video monitor or TV through an RF converter, and be up and running. 15K total memory including 8K BASIC and 4K RAM — expandable to 8K.

**C1P MF: \$995!** First floppy disk based computer for under \$1000! Same great features as the C1P plus more memory and instant program and data retrieval. Can be expanded to 32K static RAM and a second mini-floppy. It also supports a printer, modem, real time clock, and AC remote interface, as well as OS-65D V3.0 development disk operating system.

**C2-4P: \$598!** The professional portable that has over 3-times the display capability of 1P's. Features 32 x 64 character display capability, graphics, full computer type keyboard, audio cassette port, and 4 slot BUS (only two used in base machine). It has 8K BASIC, 4K RAM, and can be expanded to 32K RAM, dual mini-floppies and a printer.

**C2-4P MF: \$1599!** It's a big personal computing mini-floppy system at a special package price. Contains the famous C2-4P microcomputer with 20K static RAM, 5" mini-floppy unit for instant program and data loading, RS-232 circuitry (for optional modem and printer), and four diskettes featuring exciting games, personal, business and education applications.



**C2-8P: \$799!** The personal class computer that can be expanded to a full business system. Has all the features of the C2-4P plus an 8 slot BUS (3-times greater expansion ability than the C2-4P). Can be expanded to 48K RAM, dual floppies, hard disk, printer and business software.

**C2-8P DF: \$2599!** A full business system available at a personal computer price! The system includes the powerful C2-8P microcomputer (32K RAM expandable to 48K), dual 8" floppy unit (stores 8-times as much information as a mini-floppy), and 3 disks of personal, educational and small business applications software. Has all the capabilities of a personal system including graphics plus the ability to perform Accounting, Information Management, and Word Processing tasks for small business. Contact your local Ohio Scientific dealer

All prices, suggested retail

## OHIO SCIENTIFIC

America's largest full-line microcomputer manufacturer  
1333 S. CHILLICOTHE RD., AURORA, OHIO 44202 (216) 562-3101



\* Monitors and cassette recorders not included. Ohio Scientific offers a combination TV/Monitor (AC-3P) for \$115. Circle 290 on inquiry card.

All that remains is to point to a vertex in picture 1 and then again to that vertex in picture 2, and to continue until all of the vertices in that side view have been pointed out. The program will ask:

HOW MANY VERTICES ARE TO BE ENTERED : 8

Eight is the answer for the first side view of this simulation. Then the program will ask:

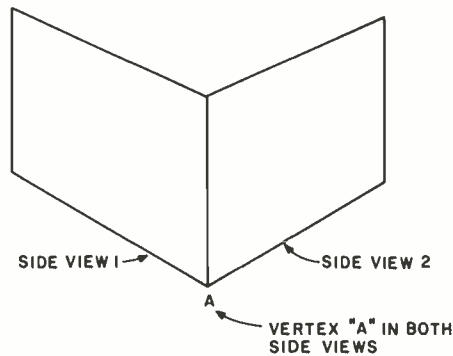


Figure 3: When processing two different views, at least one point must be common to two views. In this example, vertex A is seen in both side views.

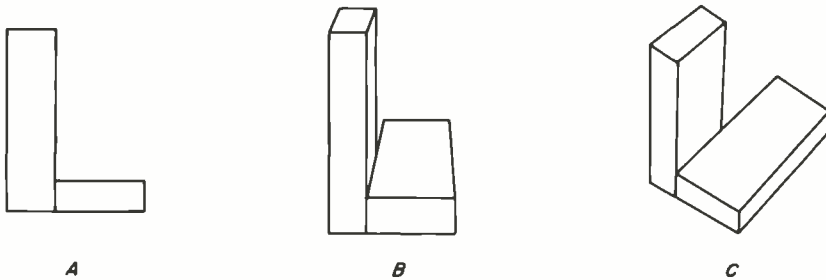


Figure 4: Three pictures drawn using data generated by the program in listing 1. The original information was obtained from photos 1 thru 4.

Results				
Vertex	Number	X	Y	Z
C:	1	10.7	0	1.3
A:	2	- 0.7	0	9.5
B:	3	- 0.7	- 2.7	9.5
D:	4	10.7	- 2.8	1.3
E:	5	- 6.9	- 2.8	0.7
F:	6	- 6.9	12	0.7
G:	7	4.5	0	7.2
H:	8	4.5	11	7.2
C:	9	10.6	0	1.3
J:	10	6.3	- 2.9	-4.9
K:	11	6.3	0	-4.9
L:	12	- 1.9	- 2.8	-2.3
M:	13	- 1.9	11.7	-2.3
N:	14	0.1	- 2.8	0

Table 2: Conversion of the measured data from table 1 into three-dimensional coordinates.

IN PICTURE ONE POINT TO VERTEX N;

and

IN PICTURE TWO POINT TO VERTEX N.

For example, the first vertex pointed to is the common vertex. C is the common vertex in our simulation, so it is indicated first in picture 1 and again in picture 2. The data tablet provides the values (40.1, 0) and (26, 0). Then vertex A is pointed to in picture 1 and picture 2. Values (-3.3, 0) and (-2, 0) will come from the data tablet. This continues until all of the vertices of a side view have been entered.

When it is time to process another side view, the program will say so, asking for the same information as it did in side view 1 (eg: where the origin and known vertex for this side view are, what are the measurements for the known vertex, and what was the distance between camera positions). Next, the different vertices should be pointed to, starting with the vertex common to side view 1.

When the program is finished, all the coordinates of the vertices will have been converted to three-dimensional coordinates, and represented inside the computer. Table 2 contains the results from this simulation.

### Displaying the Object

With these results the object can be displayed from any desired viewpoint. For example, let us say that two side view pictures were taken such that the directions of the pictures were perpendicular to each other. It would be quite simple to display the object from a viewpoint between those from which the photos were taken, even though no picture was taken from such a position. Figure 4 shows examples of different viewpoints of the object photographed. These figures were developed mathematically, using the results of the picture input program, in the same manner that they would be developed by a program which displays objects three-dimensionally. Starting with just a few photographs, many such pictures of an object can be made.

### Some Theory

How is it possible, that from two photographs of one side of an object, all of that side's dimensions can be calculated? To answer this question, let us first examine the way in which perspective pictures are displayed. For simplicity, we will assume that

# I've finally found a personal computer I respect.

## Compucolor II.

ratio available in a personal computer.

The complete system is only \$1495.\* And that price includes 8K user RAM, RS-232C compatibility and random access file capabilities.

Our 8 foreground and background colors will boost your comprehension, while introducing you to an exciting new dimension in BASIC programming. The vector graphics have 16,484 individually-accessible plot blocks. And the 13" diagonal measure screen gives you 32 lines of 64 ASCII characters. You also have the flexibility that comes with 16K Extended Disk BASIC ROM.

Compucolor II offers a number of other options and accessories, like a second disk drive and expanded keyboard, as well as expandability to 32K of user RAM. Of course we also have a whole library of low-cost Sof-Disk™ programs, including an assembler and text editor.

Visit your nearest computer store for details. And while you're there, do some comparison testing. With all due respect to the others, once you see it, you'll be sold on the Compucolor II.



**Compucolor<sup>®</sup>  
Corporation**



Untouched photo of screen

\*U.S. Domestic price

Compucolor Corporation Post Office Box 569 Norcross, Georgia 30071 Telephone 404/449-5996

the outline of an object consists of straight edges which meet at vertices. Rounded edges are approximated by several straight edges. Putting an object into perspective entails projecting the edges' three-dimensional coordinates into two-dimensional coordinates. Internally, the computer represents the objects' edges as pairs of vertices. Since straight lines in three dimensions get transformed to straight lines in two dimensions, all that is necessary is to transform coordinates of their endpoints.

The screen of a video display device is two-dimensional. We will call this plane the

picture plane (see figure 5). Putting an object into perspective involves drawing straight lines between the object and an imaginary viewer. The imaginary picture plane is also inserted between the viewer and the object. The objects' vertices are projected to where the lines adjoining object and viewer intersect the picture plane. These points of intersection can be computed using similar triangles. Triangle ABC is similar to triangle ADE. The equation for a perspective transform is therefore:

$$XP = DP(X)/Z \quad YP = DP(Y)/Z$$

where the X,Y, and Z directions are as defined in figure 5:

- XP = X coordinate in picture
- YP = Y coordinate in picture
- DP = distance between viewer and picture plane
- X = vertex's X coordinate
- Y = vertex's Y coordinate
- Z = distance between vertex and viewer.

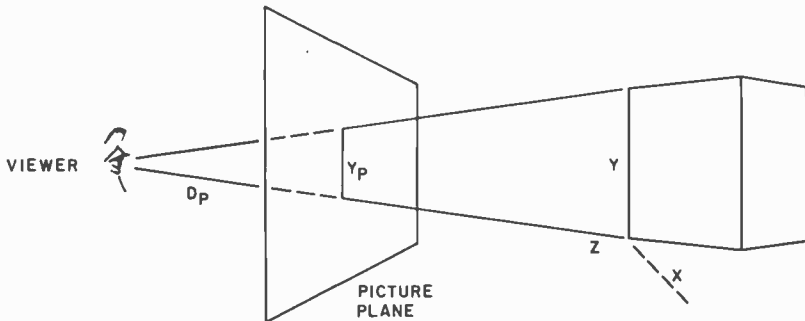


Figure 5: The viewing screen can be considered as the picture plane to be viewed. Putting an object into perspective involves drawing straight lines between the object and an imaginary viewer.

The location of the picture plane with respect to the viewer determines the angle of vision. If the picture plane is close to the viewer, there is a wide angle effect. If the picture plane is far from the viewer there is a telescopic effect (see figure 6). The term DP in the above equations is that distance, and it is referred to as the *perspective transform of the lens* of the camera.

The object is displayed according to the values put into several equations. We know that the distance between camera and object is given by term Z, and that the angle of vision is given by term DP. To achieve rotation of the object, we use the equations below:

$$XR = X \times \cos(\text{angle } 1) - Y \times \sin(\text{angle } 1)$$

$$YR = X \times \sin(\text{angle } 1) + Y \times \cos(\text{angle } 1).$$

By rotating the object around two axes, any angle of rotation in three dimensions can be achieved.

$$YR1 = YR \times \cos(\text{angle } 2) - Z \times \sin(\text{angle } 2)$$

$$ZR = Z \times \cos(\text{angle } 2) + YR \times \sin(\text{angle } 2).$$

Perspective is arrived at by applying the original transform equations:

$$XP = DP(XR)/ZR$$

$$YP = DP(YR)/ZR.$$

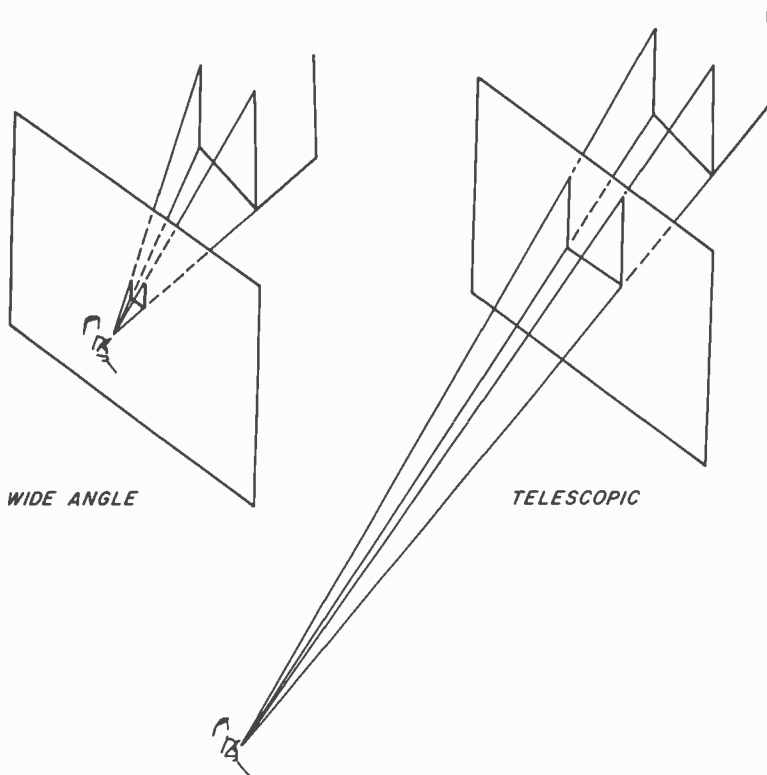


Figure 6: The location of the picture plane determines the angle of view. A wide angle effect is produced by having the plane close to the viewer. A telescopic effect is produced by a picture plane far from the viewer.

# Now You Can Make Your Own Magic

Unleash the Full Power  
of Your  
Personal Computer  
With the  
All-New Aladdin  
Personal  
Programs™

Aladdin Automation now offers you the magic of a full range of Personal Program™ series especially designed to support the most popular personal computers available today.

Some Personal Programs™ will take you to faraway places of exciting, action-packed adventures. Others will bring fun-filled learning experiences home to you and your child. Still others are designed for your own

use in the home or office.

All Aladdin Personal Programs™ are moderately priced.

Visit your personal computer dealer today to see and experience the magic waiting for you in every one of the Aladdin Personal Programs™. (And if your dealer hasn't ordered his supply yet, then ask him to write Aladdin Automation for complete information on all the Personal Programs™ available now.)

**Welcome To The All-New  
World Of Aladdin. And Get Ready  
To Make Your Own Magic**



ALADDIN AUTOMATION, INC.  
ALADDIN COMPUTER CORP.

3420 Kenyon St. San Diego, Ca. 92110

A camera is a device which produces a perspective transform. The procedure with the photographs and data tablet is to reverse the transform to produce the three-dimensional coordinates of the vertex. From the equations above, we see that there are five variables. The photographs give us values for XP and YP. If DP and Z are determined, values for X and Y can be computed. It can be assumed that DP in one photograph will be the same as DP in another photograph, as long as the angle of vision does not change. With two photographs taken with camera positions one behind the other, and with the distance known between positions, we have two sets of perspective transform equations and a relationship between Z in one photo to Z in the other photo:

$$\begin{aligned} XP1(Z1) &= DP(X) & (1) \\ XP2(Z2) &= DP(X) & (2) \\ YP1(Z1) &= DP(Y) & (3) \\ YP2(Z2) &= DP(Y) & (4) \\ Z2 - Z1 &= L. & (5) \end{aligned}$$

Subtracting equation 2 from equation 1 and substituting  $Z2 = L + Z1$ :

$$\begin{aligned} XP1(Z1) &= XP2(L + Z1) \text{ or} \\ Z1 &= XP2(L) / (XP1 - XP2). \end{aligned} \quad (6)$$

Therefore, to learn how far the camera was from a vertex, all we need to know is the distance between camera positions.

Finding DP, the perspective transform, requires the knowledge of the coordinate in either the X or Y direction for one known vertex. For example, with a value for X known and a value for Z obtained through the use of equation 6, we can write an equation for DP as:

$$DP = Z(XP)/X. \quad (7)$$

Once a value for DP is obtained, values for X and Y are computed using the Z values computed and the equations:

$$\begin{aligned} X &= Z (XP) / DP & (8) \\ Y &= Z (YP) / DP. & (9) \end{aligned}$$

Now every vertex's three-dimensional X, Y, and Z coordinates can be determined. These coordinates are given with respect to the edge of the camera. To orient them with respect to the origin, subtract the distance between origin and camera from each computed Z value. The first side of the object is now described three-dimensionally, independently of a viewing point or picture plane.

To describe other sides of the object, the above equations must be applied again. Also, two photographs taken as above, an origin,

one known vertex, and an additional vertex common to both side views must be supplied. This additional common vertex will be used to relate the values obtained in one side view to the values obtained in the other side view (see figure 3). Once all of the values are computed for the second side, the differences are found between values computed in view one from values computed in the other view for the common vertex. These differences in value are the offsets from one side's coordinate system to the other side's coordinate system.

If these values are subtracted from one side's values, all vertices will be in relation to one origin. If this procedure is applied to all sides, the entire object is described. With the aid of your computer you can now display the object from any perspective you choose. You are not limited to the perspective of the photographs, and you can have the object placed at any distance or angle of rotation you like.

#### Another Input Method

There is another technique for entering three-dimensional information from photographs into a computer. This technique is useful in cases in which, rather than measuring between the camera positions and the object, it is easier to measure the positions of several points on the object. For example, you may be taking a picture of a house, and have no convenient way to measure the distance between the camera and the house. Yet it may be quite simple to measure the dimensions of a window frame. In this technique, rather than measure the distance between camera and object, the user measures two vertex coordinates in reference to a third vertex which is to serve as the origin.

The distance between object and camera need not be known, but the camera must point so that the origin of the object is in the center of the photos. Again, two photos are required. They should be taken parallel to each other, rather than taken one behind the other. Each photograph will have its own origin, and it is necessary to know the distance between the camera's positions, or distance between origins. Three vertices from one photograph yield three equations:

$$\begin{aligned} Z1 \times XP1 &= X1 \times DP \\ Z2 \times XP2 &= X2 \times DP \\ Z3 \times XP3 &= X3 \times DP. \end{aligned}$$

Measurements of the object give  $X1, X2, X3, Z1, Z2,$  and  $Z3$ . Measurements of the photograph give  $XP1, XP2,$  and  $XP3$ . We can substitute the differences for the Zs with Ls:

$$\begin{aligned}
L1 &= Z2 - Z1 \\
L2 &= Z3 - Z1 \\
Z1 \times XP1 &= X1 \times DP \\
Z1 \times XP1 &= Z1 \times DP \\
(L1 + Z1) \times XP2 &= X2 \times DP \\
(L2 + Z1) \times XP3 &= X3 \times DP ;
\end{aligned}$$

and subtract the bottom equations from the top equations:

$$Z1 = \frac{(DP \times (X1 - X2)) + (L1 \times XP2)}{(XP1 - XP2)}$$

$$Z1 = \frac{(DP \times (X1 - X3)) + (L2 \times XP3)}{(XP1 - XP3)}$$

and solve for DP.

DP =

$$\frac{((XP1 - XP2) \times (LP2 \times XP3)) - ((XP1 - XP3) \times (L1 \times XP2))}{((X1 - X2) \times (XP1 - XP3)) - ((X1 - X3) \times (XP1 - XP2))}$$

Once DP is solved for, Z1 can be found for any vertex by using the two photographs' equations and knowing the distance between camera positions:

$$\begin{aligned}
X1 &= (Z1 \times XP1) / DP \\
X2 &= (Z1 \times XP2) / DP \\
Z1 &= (XP2 - DP) / (XP1 - XP2).
\end{aligned}$$

Of course with Z1 determined X1 and Y1 can easily be found:

$$\begin{aligned}
X1 &= (Z1 \times XP1) / DP \\
Y1 &= (Z1 \times XP2) / DP.
\end{aligned}$$

To enter data from the tablet with this technique, first indicate through a keyboard the values for the three known vertices, and then point to them in one photograph. This would allow the program to compute DP. Then, as in the other technique, point to a vertex in one photograph, and again to that vertex in the other photograph. More sides can be added, and eventually the whole object will be described.

There are additional techniques for entering three-dimensional data. For example, photographs may be taken with added amounts of rotation. This is particularly true in cases in which the user cannot take actual photographs, but has some means of determining a few dimensions of the object. In these cases, the angles of rotation must be calculated in addition to DP, X, Y, and Z. Because the mathematics for solving the equations with rotation is more involved than the equations in this article, I have not discussed it here, except to mention that for each angle of rotation one more known value, a vertex coordinate, needs to be known before the equations can be solved. ■

# We're not just blowing smoke


## SMOKE SIGNAL BROADCASTING PRESENTS IT'S

# \$299.00

### M-16A STATIC MEMORY SYSTEM

- Allows SWTPC 6800 expansion to 48K
- Low Power • Uses Single +8 Volt Supply
- SWTPC 6800 Plug Compatible • STATIC - No refresh required

The M-16A STATIC random access memory system, with a total storage capacity of 16834 words of 8 bits each, is switch selectable to any 4K starting address, and a hardware write protect switch is also included. The system's storage elements are 4K by 1 STATIC memory chips which store 4 times as much in only 12% more space than the low power 2102's. Typical access time is fast enough to work a 6800 based computer operating at 2 MHz and all systems are factory tested at 2 MHz.



The M-16A STATIC random access memory system, with a total storage capacity of 16834 words of 8 bits each, is switch selectable to any 4K starting address, and a hardware write protect switch is also included. The system's storage elements are 4K by 1 STATIC memory chips which store 4 times as much in only 12% more space than the low power 2102's. Typical access time is fast enough to work a 6800 based computer operating at 2 MHz and all systems are factory tested at 2 MHz.



The M-16A STATIC random access memory system, with a total storage capacity of 16834 words of 8 bits each, is switch selectable to any 4K starting address, and a hardware write protect switch is also included. The system's storage elements are 4K by 1 STATIC memory chips which store 4 times as much in only 12% more space than the low power 2102's. Typical access time is fast enough to work a 6800 based computer operating at 2 MHz and all systems are factory tested at 2 MHz.



## SMOKE SIGNAL BROADCASTING®

31336 Via Colinas, Westlake Village, CA 91361  
(213)889-9340

- Send information on your M-16A  
 Send name of nearest dealer

Name \_\_\_\_\_  
Address \_\_\_\_\_  
Company \_\_\_\_\_  
City \_\_\_\_\_  
State/Zip \_\_\_\_\_

## SMOKE SIGNAL BROADCASTING

31336 Via Colinas, Westlake Village, CA 91361 (213) 889-9340

Circle 328 on inquiry card.

# M6809 is Silicon

*Technical Forum is a feature intended as an interactive dialog on the technology of personal computing. The subject matter is open-ended, and the intent is to foster discussion and communication among readers of BYTE. We ask that all correspondents supply their full names and addresses to be printed with their commentaries.*




Photo 1: A look at the 6809 device.

**Terry Ritter**  
**Joel Boney**  
**Motorola Inc H2565**  
**3501 Ed Bluestein Blvd**  
**Austin TX 78721**

In our recent article, "A Microprocessor for the Revolution: the 6809" (January, February, March 1979 BYTE), we tried to indicate that the specification, logic design, layout, and testing of a new microprocessor is a very big job. Throughout the project we were quite aware of the potential market for this new part, and the entire microprocessor design team made Herculean efforts to get it out as quickly as possible. The big push finally came down to getting the design ready for the mask shop before Christmas 1978 (we wanted to enjoy the holiday).

Every metal line, every polysilicon line, every connection, and every transistor in the entire layout had to be in-

dividually hand checked. A checking team consists of two individuals. The first member, and leader, is a circuit engineer who can read the layout to identify transistors, verify their logic function and size, and trace the connections between them. The second engineer monitors the checkout process on a logic-diagram blueprint, coloring each line and each gate as it is checked. This process continues until all gates and all lines are colored and until all paths are investigated on the layout. Uncovered errors are edited, replotted, and rechecked. The 6809 layout (with about 15,000 transistors) was completely hand checked three times in the last two weeks before Christmas 1978, in addition to sophisticated computer spacing checks.

Our EXORciser II based test system had been working for weeks with the 6809 breadboard (a gate-for-gate transistor-transistor-logic equivalent of the 6809). The working system had the new EXBUG09 monitor, and would run all our 6809 programs, including an



18,000 line diagnostic package. This program checks all registers, instructions, addressing modes, and numerous combinations. Correct execution provides a characteristic pattern of address positions as displayed on the logic analyzer.

We disconnected the breadboard, popped the first 6809 into the socket and started testing parts at 7:30 PM on Tuesday, January 9 1979. None of the devices worked the first time, but we did get two that failed in exactly the same way. This is one of nature's hints. Naturally, we were disappointed that none of the parts passed all tests, but we knew the complexity involved in an LSI (large scale integration) device.

After you have checked 5,000 gates they all tend to look alike, especially at 3 AM. All conductors look the same—there is no color coding on an integrated circuit. It is all too easy to miss a wrong connection, a shorted transistor, a floating gate, or any one of many possible errors. Thus, virtually all LSI devices require a sequence of mask iterations before a fully functional device is obtained. As weak areas are pinpointed by testing, new masks are obtained to improve yield. But the Motorola microcomputer design group

has a history of producing functional, or nearly functional parts the first time, hence our disappointment.

Resigned to the worst, we proceeded to write programs to narrow the error to a particular instruction or sequence of instructions, and hopefully to a particular gate. After an hour of machine language testing, it became apparent that the error was random, not instruction dependent, and possibly parametric. That is, the malfunction was responsive to clock frequency, supply voltage, or operating temperature parameters.

Finally, the Microcomputer Design Manager picked up a heat gun and trained it on one of two suspicious devices. Everyone was transfixed, watching the logic analyzer with renewed hope. There was one false start, then the 6809 made it once through all tests. More heat, and the 6809 was running all 18,000 lines of test code over and over again. Pandemonium broke loose, with cheers and congratulations all around.

After some investigation, the minor temperature sensitive problems were identified, and masks were modified to produce customer samples... and Motorola is now in the 6809 business. ■

## SHUGART SERENADE

A black and white photograph of a man in a dark suit and white shirt, sitting on a wooden stool and playing a computer keyboard on a desk as if it were a piano. He is smiling and looking towards the camera. The computer monitor is visible on the desk behind the keyboard.

If you want your machine to play, give it quality mini magnetic media. And at Verbatim Corporation the whole message is quality.

Would Victor Borge kid you?

For the name of your nearest Verbatim distributor, call toll free: (1-800-838-1793). In California call: (408) 737-7771. Call collect.

**Verbatim Corporation**  
CORPORATE HEADQUARTERS: 11888 N. CIP  
121 Soquel Way, San Jose, CA 95128 (408) 245-4400  
FAX: (408) 245-0381

PEOPLE WHO PLAY THE COMPUTER

**Specify Verbatim**



*Photo 1: Example of an optical fiber transmitting a very bright light. The conductor is a single 40 mil plastic fiber. The light is generated by a helium-neon laser.*



## Communicate on a **Light Beam**

Steve Ciarcia  
POB 582  
Glastonbury CT 06033

Coming up out of the Circuit Cellar is a rare occurrence, to the point where some of my friends have accused me of being a mushroom. I prefer to be likened to a mole—a more dignified species. We share a common bond of subterranean existence and fear of bright sunlight, but the mole's predicament is dictated by nature, and mine by choice.

The Circuit Cellar is by no means a hole in the ground. It's heated, well-lit and looks more like a living room than a cellar. Even though it affords all the comforts of home, there are those occasions when a change of environment is required. It's not enough to walk out in the driveway, take a deep breath and run back into the cellar. Sometimes a complete change of surroundings is needed to shock the mind out of the doldrums and spark creativity (eg: a vacation). Since I usually don't have time for vacations, I take "business excursions for purposes of cerebral detoxification" or "ECDs" for short.

For two months I had been wrestling with the details of an article on fiber optics and laser communications (this one). The hardware was completed very quickly, as with most of my projects, but the text dragged on for weeks. Lighting the wood stove in the Circuit Cellar became an all too easy chore using the piles of scrap paper I was generating. My graphospasms (ie: writer's cramps) were not bearing fruit. One time I even found myself sitting at my desk pushing pencils through the electric pencil sharpener until it started smoking.

During times like this there was only one place to go — New Hampshire — to see the Colonel. My father-in-law, Colonel Foster, was the one person who could break me out of this slump. Between stories about old army buddies and spending the war in the Aleutians waiting for an invasion I would surely find some inspiration.

"Colonel? Are you there?" After anxiously dialing his telephone number and saying hello, I was left with silence at the other end of the line. . .

"Colonel?"

"Be right with you, Steve." As the receiver was picked up again he apologized, "Sorry Steve, my man was at bat and I had to see the hit. You're a Red Sox fan, aren't you?"

It would be in bad taste for me to suggest that my subterranean hideaway provided all the spiritual stimulation I needed and that chasing a little ball around in the grass was not in my spectrum of pursuits.

"I quite understand your enjoyment of the game, Colonel. I hope your team wins," I replied, evading his question. During my statement I heard him roar again in response to the activities on the television. When I sensed a lull, possibly precipitated by a commercial, I continued, "Colonel, I need to get away. How would you like some company tonight?"

"Sure, you know you're always welcome. I haven't had anyone to tell a good army story to in a long time."

I told him I'd pack all the gear in the car and be there in three hours. Possibly I would feel better about writing once I arrived.

The Colonel, sensing the termination of the commercial, quickly responded, "Three hours is great. The game is still in the first inning. If you hurry you may get here before it's over. . . gotta go now."

One of the good things about living in New England is that everything is close. It was a scant 3 hour drive between Connecticut and New Hampshire, but I dragged it out an extra half hour so I wouldn't be competing with the Red Sox for the Colonel's attention. As I pulled into the garage he came out to greet me.

"Howdy," he said, slapping me on the back. From his exuberance I could tell that the Red Sox had just won the game.

"Come on in and get settled. I'm expecting a telephone call. . .oops, there it is now."

Leaving the electronics junk in the car I followed him into the house. He was still wearing his lucky Red Sox baseball cap as he spoke.

"Chester, wasn't the game great? I thought they were going to blow it in the 6th. . .You bet, I'm ready for tomorrow's game. If they can play like that again, the pennant is in the bag. . ."

Suddenly Colonel Foster's expression changed, to amazement, then anger. He grabbed his cap, slung it into the chair he was standing near and complained, "Darn woman again!. . .What do you mean lucky! The Red Sox won through skill, not luck!. . .Go play with your WATS lines and let Chester and me talk." It was obvious that suddenly there was a third party to their conversation.

"Beatrice, I don't care if you think it was an error. It was ruled as a single!. . . Yes, I know the 6th looked bad but that still doesn't mean they're just lucky. . ."

It was becoming an argument between the Colonel and Beatrice. A hint as to her identity was provided when he responded, "Beatrice, would you keep your opinions to yourself and let me talk to Chester? Chester, come on over for a private talk!"

He slammed the receiver down on the phone, put his baseball cap back on, and slumped into the easy chair. "I just can't carry on a baseball conversation with that woman around."

"Who's Beatrice?"

"The switchboard operator for the town. We don't have all that new computer telephone stuff you city slickers have. We have Beatrice. When it's business or personal she's good and keeps her nose out. But,

when it's baseball, Beatrice has to get her two cents in!"

(Obviously what the Colonel and Chester needed was an alternate means of communication, such as CB.)

"I've got a great idea, Colonel. Why don't you and Chester use CB radios instead of the telephone?" The Colonel led me to the bookcase in the study. I found myself staring directly at a CB radio. He flipped it on and said, "Tune in channel 19 and listen." The radio came to life. "Breaker one nine. . .breaker one nine. . . this is your Big Mama on this one niner. . . all you 18 wheelers just put the hammer to the floor and let Big Mama be your guide. . .I'll have a Smokey report in five, but first, the weather. . ."

My eyes opened wide. "Is that Bea. . ."

"Beatrice? You're darn tootin' it is. She's got an antenna tower on her house and radio gear that would put an FCC test laboratory to shame. I swear she's running a full gallon."

"We tried CB a while back and it was useless." This time the conversation came from behind. Chester had let himself in and joined us in the study. He continued, "It all started when we telephoned the games to the tower."

"Tower?"

"I'm sorry, I guess the Colonel didn't tell you." Walking over to the window of the study and pointing to the adjacent mountain top roughly two miles away. "You see that structure on top of that hill? That's my tower. Well, not exactly *my* tower. I just work there. It's a combination fire tower and radio relay station. Occasionally I have to sit up there and monitor equipment during important transmissions.

"What's that got to do with Beatrice?"

"With all the interference from the equipment up there I can't use a radio or television to watch the Red Sox."

(This was beginning to take on the aspects of a good mystery.)

"The Colonel would tune in the game on his television set here, telephone me in the tower and then lay the receiver near the television so I could listen to the game. When Beatrice found out she'd bust in and add her commentary to the game. Do you know what it's like having a nosey Howard Cosell-type beating on your ear for three hours at a time?"

I could only offer my sympathy. If there was a solution short of stringing two miles of wire I didn't see it yet. But I would continue to think about it.

"Tomorrow is a very important Red Sox game. The pennant may hinge on it.

*Text continued on page 36*

*Warning: due to the nature of lasers, any prolonged skin contact or viewing of the laser beam is hazardous.*

Copyright © 1979 by Steven A Ciarcia. All rights reserved.

# We've worked like mad to



# cook up all your favorites.

Now, we're cooking. Our boys in the lab have turned circuit chefs these past three months to create a *smorgasbord* of deliciously assembled boards to support your APPLE II\*, TRS-80† or S-100 bus systems. Feast your eyes on our monstrous selection in the menu below. Then, order enough to satisfy your hunger for experimentation for months to come. Contact your local computer store, or call us direct. *Bon appetit!*

## California Computer Systems

309 Laurelwood Road · Santa Clara, CA  
(408) 988-1620 · 95050



**So Nobody Goes Away Mad.**

### M E N U

#### APPLE II Delicacies

- 7114 **APPLE ROM** ..... \$69.95  
14K ROM uses 7-2716 +5V only. selectable ROM overlay powers down. offers BLOCK and INDIVIDUAL ENABLE. permits DMA & INTERRUPT daisy chain operation.
- 7740 **APPLE Programmable Timer Module** ..... \$150.00  
An MC6840 programmable computer timer for use in frequency measurements, event counting, interval measuring, square wave generation, gated delay signalling, creating single pulses of controlled duration, pulse width modulation, and system interrupts.
- 7490 **APPLE GPIB IEEE 488 Interface** ..... \$250.00  
Interface offering selectable unit addressing. supports bus as a talker, listener and controller. includes on-board ROM.
- 7710 **APPLE Asynchronous Serial Interface** ..... \$99.95  
Interface featuring on-board ROM, accurate baud rates, all common baud rates from 50 baud through 19200 baud, external baud available, conforms to EIA RS404 and a subset of RS232C.
- 7712 **APPLE Synchronous Serial Interface** ..... \$99.95  
Interface featuring on-board ROM, accurate baud rates, all common baud rates from 50 baud through 19200 baud, external baud available, conforms to EIA RS404 and a subset of RS232C.
- 7720 **APPLE Parallel Interface** ..... \$69.95  
Interface with dual PIA, on-board ROM, power down ROM, supports INTERRUPT daisy chain.
- 7811 **APPLE Arithmetic Processor** ..... \$399.00  
Processor with on-board, power-down ROM, 32-bit floating point arithmetic operation, based on AMD 9511 device.

- 7470 **APPLE 3/4 Digit BCD Analog-to-Digital Converter** ..... \$129.00  
± 0 to 4,999 VDC range, floating or ground reference.
- 7520 **APPLE Extender** ..... \$25.00
- 7500 **APPLE Wire Wrap Board** ..... \$21.00
- 7590 **APPLE Etch Board** ..... \$21.00
- 7510 **APPLE Solder Tail Board** ..... \$21.00
- 16AM **APPLE TRS-80 16K Add-On Memory** ..... \$120.00

#### S-100 Bus Fare

- 2016 **MXVI 16K Static RAM Board** ..... \$299.00  
For expansion even beyond 64K, uses popular 2114 static RAMs, addressable in 4K blocks.
- 2520 **Extender Terminator** ..... \$39.95  
With all lines labelled, power lines fused for added safety, active & dynamic termination, designed to eliminate crosstalk.
- 2501 **Mother Board Kit With Active Terminations & Sockets** ..... \$119.95
- 4P10 **Four Parallel I/O Board** ..... \$99.95
- 2500 **Wire Wrap Board** ..... \$30.00  
Accommodates up to 102 16-pin sockets, or 24 40-pin sockets.
- 2590 **Etch Board** ..... \$17.95  
For etching your own S-100 circuit, 1/2-oz. copper PC board, hard-gold-plate fingers.
- 2510 **Solder Tail Board** ..... \$30.00  
Accommodates up to 102 16-pin sockets, or 24 40-pin sockets.
- 2200 **All-Metal Mainframe Box** ..... \$399.00  
12-slot card cage with power supply and fan, inputs are 105, 115 and 125V AC, outputs are +8V at 20 amps and ±16V at 4 amps.

\*APPLE II is a registered trademark of APPLE Computers, Inc.  
†TRS-80 is a registered trademark of Radio Shack, a Tandy Co.

*Text continued from page 33:*

Unfortunately, tomorrow is also a day I have to spend in the tower. I really want to listen to the game, but Beatrice is tough to listen to."

I ran over to the window, looked at the tower in the distance, and noted the glass windows circling the observation deck. "What's the weather report for tomorrow?"

"Cloudy and cool I think." Chester answered.

"Good! Clear weather. . .Colonel, could the television set be moved in this room for the game tomorrow?"

"I suppose so. Why?"

I scanned the study looking for a convenient AC power outlet and spied one by the window.

"Perfect," I said.

Both the Colonel and Chester were a little perplexed at my behavior.

"What if I told you there was a way for Chester to listen to tomorrow's game undisturbed by Beatrice?"

"We've tried everything. What are you planning?"

"Wait here and I'll show you." I dashed off to my car and took a tripod, a long white rectangular instrument, a small black box with a lens at one end and a few patch

cords out of the trunk. Dragging all the equipment into the study, I proceeded to assemble it, much to their amazement.

"What's all this, Steve?" the Colonel asked.

With as straight a face as I could muster I replied. "It's a laser."

Both men, army veterans of two wars and thirty years' service, took two steps back and exclaimed, "A laser?" It was instantly apparent that the words laser and "death ray" were synonymous for them. Before I let them think I planned to rub out Beatrice, I quickly continued my explanation.

"There are big lasers and little lasers. This is a little one. It won't burn anything or hurt anyone if used properly. Eye protection is the only consideration necessary on this particular laser."

"Do you always carry this stuff around with you?" the Colonel asked.

"No. It just happens to be the topic of this month's article for BYTE."

"What has this got to do with tomorrow's game?" Chester asked.

"We're going to transmit the game to you in the tower on a beam of light."

Their eyes opened wider but they remained receptive.

"Let me demonstrate."

I took the transistor radio, tuned it to a station and placed it on the coffee table. Taking a long patch cord, I plugged one end in the radio earphone jack, automatically silencing the radio speaker, and plugged the other into the rear of the laser. Aiming the laser, I turned it on. A red spot, about 1/8 inch diameter, shone brightly on the wall 15 feet away.

"You're sure that won't burn the wall?"

"Trust me."

Next, I picked up the black box with the lens on it and turned it on. I walked over to the illuminated spot on the wall and interrupted the laser beam path with the box. When the beam intersected with the lens, music was heard!

"That's the radio station you tuned in, all right," Chester said.

"Colonel, take that poker from the fireplace and wave it back and forth in front of the laser so it interrupts the beam."

"Why. . .the radio goes on and off," he exclaimed a minute later.

"Correction, Colonel. The radio doesn't go off, only the receiver, when it no longer "sees" the modulated laser light beam. Notice in addition that the beam barely spreads out at all over the 15 feet to the wall."

"I think I get what you're driving at, Steve."

"You've got it. Chester takes the re-



# HOBBY WORLD

CALL TOLL FREE: (800) 423-5387  
IN CA, HI, AK: (213) 886-9200

## IN STOCK - PRICED BELOW LIST!



### California Computer Systems®

**Featuring: The CCS Motherboard  
Extender/Terminator  
Apple Wirewrap, Etch, Soldertall  
S-100 4-PIO  
TRS-80 16K Add-On  
M-XVI 16K Static Ram Module  
S-100 Wirewrap, Etch, Soldertall**

**YOUR NO. 1 SOURCE FOR CCS PRODUCTS**

*We also stock: SSM, Ithaca Audio, Wameco, Speechlab, AP Products, OK Machine, Continental Specialties, Panavise, SD Systems, Mountain Hardware, and more! Call for our free catalog.*

**19355 BUSINESS CTR DR 685  
NORTHRIDGE, CA 91324**

## THE NEW COMPRINT PRINTER

copy was printed on the new COMPRINT model 912 computer printer designed to produce quality printed output suitable for business and professional applications, but with a price tag affordable for virtually everyone including the home/hobby user.

PRIMARY APPLICATIONS INCLUDE;

- \* Micro and mini computer system printer
- \* CRT hardcopy device
- \* Message network printer
- \* Distributed data processing (remote) printer
- \* Industrial/scientific data logging
- \* Backup printer for data processing center

The model 912 is \$560. 15 single quantities with parallel output are printed on 8 1/2" wide paper normally associated with price range.

The COMPRINT top-of-form feature automatically adjusts 11" long blocks with simple space between for 11" pages.

The COMPRINT printer runs at fast 225 characters/second. It is virtually noiseless and ideal for small in size and lightweight. The use of materials result in an excellent month paper and labor way.

## This exceptional print quality for \$560!

The new Comprint model 912 printer for computers and terminals:

- Fast—225 characters/second (170 lpm)
- 80 character lines on 8 1/2" wide paper
- Quiet, non-impact operation
- 6 month warranty

Available now at computer stores and industrial distributors.



Computer Printers International, Inc. 340 E. Middlefield Rd., Mt. View, CA 94043 • 415 969-6161

Circle 53 on inquiry card.

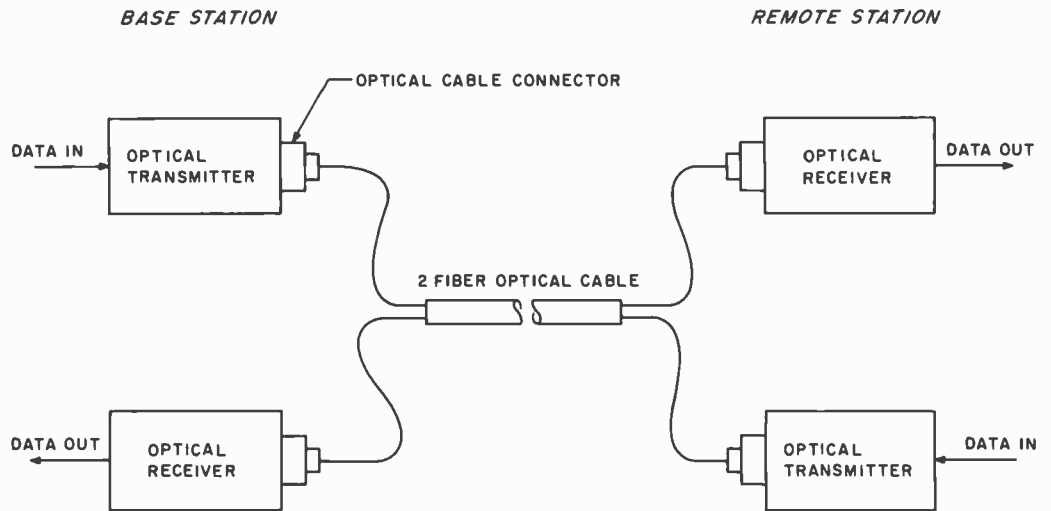


Figure 1: Block diagram of full duplex optical communications link.

ceiver up to the tower tomorrow, aims it at this window using the gun sight scope on top. Then we turn on the laser which, instead of being connected to the radio, comes from the television. Voila! Instant uninterrupted Red Sox baseball. And, no Beatrice!”

“Will it really work, Steve?” Chester asked.

“Sure, and tomorrow we’ll prove it.”

Before the next comment from anyone the telephone rang and Colonel Foster answered it. Chester and I listened and smiled.

“Look, Beatrice, your team doesn’t have a chance for the pennant. . .Are you still claiming that that was an error?. . . It wasn’t just luck in the 6th I tell you. . .”

Chester and I laughed. Beatrice was really giving the Colonel a run for his money, but there was a twinkle in his eye as he spoke. The Colonel was living what he enjoyed most — baseball. First on television and then blow by blow with Beatrice.

### Communicate on a Light Beam

Most experimenters have never considered using a modulated light beam for data communication. I’m not suggesting that everyone throw out their twisted pair RS-232 lines and replace them with laser beams, but I do ask you to consider the commercial advantages of such a concept and try a few experiments.

When discussing modulated light communications, a definition of terms is in order. The two most often heard are lasers and fiber optics. It is important to recognize that one is a light source and the other is a light conductor. It is not necessary for them to be used together but this is often the case. I’ll explain more about each later.


A full duplex optical communication link

is shown schematically in figure 1. It consists of two pairs of optical transmitters and receivers which allow data to flow in two directions simultaneously. Data from the base to the remote travels on one line, while data from the remote to the base is on the other. This is a dedicated duplex hookup. Unlike the ones you’ve probably used, this one uses fiber optic cable rather than wire. In its commercial applications it can offer the following advantages:

- Immunity to strong electrical or magnetic noise. Fiber optic material is usually glass or plastic and since there is no electrical conduction there can be no induced electrical noise.
- High electrical isolation. Since the data conductor is a dielectric material, the isolation between the transmitter and receiver is a function of distance.
- Higher bandwidth and lighter cable. Optical modulation systems have inherently higher data rate capabilities and glass and plastic weighs less than copper. Bandwidth is typically 100 megabits.
- Lower loss than coaxial systems. New low loss fibers extend transmission distance.
- Negligible crosstalk. If each fiber optic channel is optically sheathed there is no crosstalk. Even adjacent unsheathed fibers rarely interfere with each other.
- Ultimately lower cost than either coaxial or twisted-wire systems. The raw material (sand) used in making fiber optics is abundant, while copper gets increasingly more expensive. Cost for a data transmission system is ultimately based on dollars per megabit times distance. Since fiber optic systems have higher bandwidths, the cost factor is slowly moving in their favor.



# "Our inventory is our existence. Think we'd trust it to anything less than Scotch® Brand Diskettes?"



Don Stone, Vice-President,  
Mass. Auto Supply Company,  
Inc., Boston, Mass.


Scotch Diskettes are the diskettes you can depend upon with the information your business depends upon.

Each one is tested and certified error-free before it leaves our factory. Because we know nothing less than perfection is acceptable for your vital business data.

Scotch Diskettes are available in regular or mini sizes, compatible with almost any system.

To find out where you can find Scotch Diskettes, call toll free: 800-328-1300. (In Minnesota, call collect: 612-736-9625.) Ask for the Data Recording Products Division.

**If it's worth remembering,  
it's worth Scotch  
Data Recording Products.**



# 3M

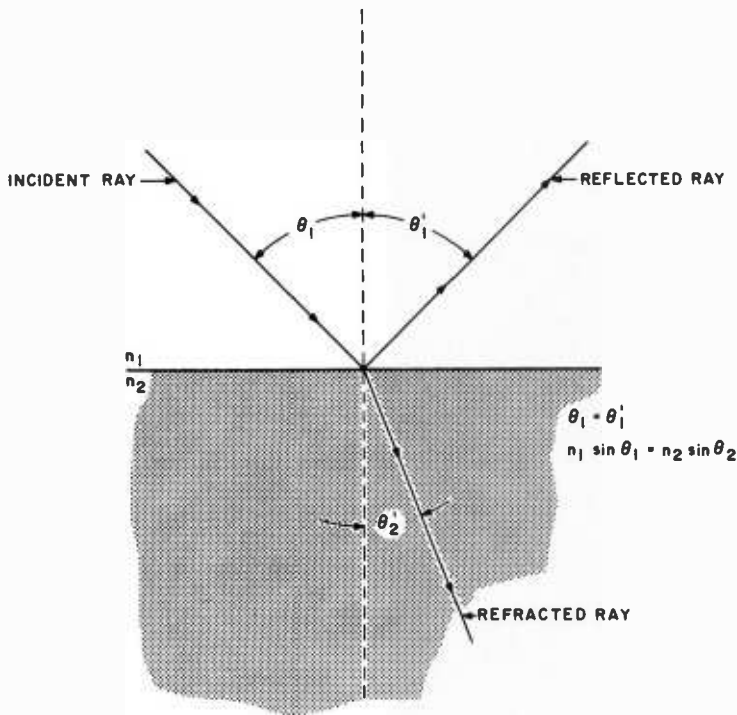
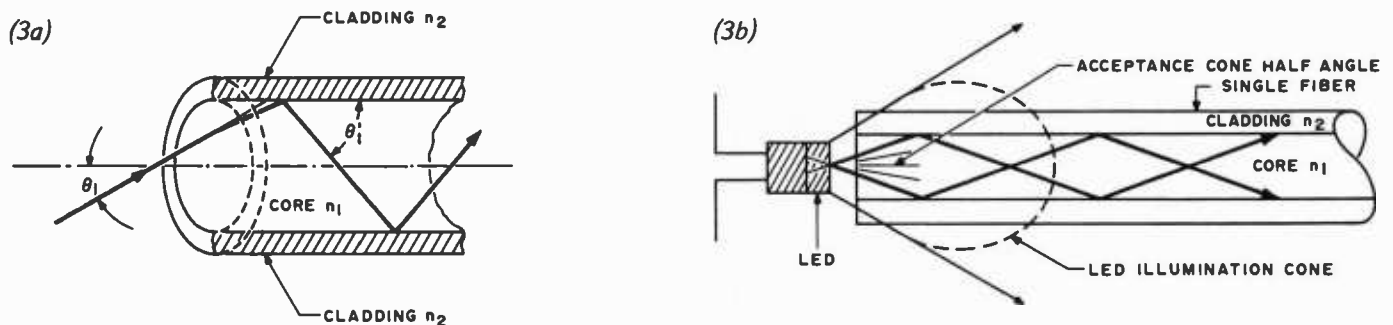


Figure 2: An example of reflection and refraction at an interface, such as the side of the optical cable.

Key ingredients in any optical communications system are the transmitters and receivers. The ultimate data rate is a function of how fast the transmitter can turn on and off, sending one bit of information, and whether the light sensitive receiver can track this transition. If the data rate is very low, say 110 bps in your experimental setup, a simple incandescent light and cadmium sulfide photocell will suffice. Higher data rates require much faster response and dictate use of LEDs (light emitting diodes) and phototransistors or photodiodes. Common red LEDs will easily handle 100 K bits per second and most common phototransistors, if properly biased, will also suffice. Higher fre-

Figure 3: Pictorial diagram of a single fiber illustrating the cladding and core boundary. Only light entering within the "acceptance cone" will be guided down the optical fiber as in figure 3b. Any rays outside this cone are not transmitted.



quencies require specially fabricated LEDs or, if the transmission line is especially long, then laser diodes might be in order.

It is important to know what each of the components in the system is and the way its selection affects the other components. The designs illustrated in this article are included to demonstrate a workable low frequency system which the personal computer enthusiast may wish to build. The physical electronics of high frequency commercial systems differ considerably, but the physical laws and general concepts are the same.

### Fiber Optics

Fiber optics are just what they sound like — glass fibers which conduct light rather than electricity. To understand optical fibers we must look at a few definitions. An example of reflection and refraction is illustrated in figure 2. When a light ray strikes a boundary, partial reflection and partial transmission take place. The materials on either side of the boundary have particular constants  $n_1$  and  $n_2$  respectively (called *indices of refraction*) associated with them. These constants are dependent upon wavelength of the light transmission and the speed of light through the material. Reflection and refraction are related as follows:

$$\begin{aligned} \text{Reflection } \theta_1 &= \theta_1' \\ \text{Refraction } n_1 \sin \theta_1 &= n_2 \sin \theta_2 \end{aligned}$$

The fiber has a *core*, a light transmitting material of higher index of refraction surrounded by a *cladding* or optical insulating material of a lower index of refraction. Figure 3a is a pictorial representation of a single fiber. Light enters the fiber at an infinite number of angles but only those rays entering the fiber at an angle less than the *critical acceptance angle* are transmitted. Light is propagated within the core of a multimode fiber at specific angles of internal reflection. When a propagating ray strikes the core/cladding interface, it is reflected and zigzags down the core. This is further illustrated in figure 3b.

# FUN & GAMES



## PLUS SERIOUS SYSTEM SOFTWARE



### AT YOUR COMPUTER RETAILER NOW

TRS-80, Apple II, Sorcerer, SOL and Southwest Tech 6800 owners: get more out of your personal computer.

Get into action with G2 Bullseye!, Sea Battle, Confrontation and Attack!

Sharpen your analytical abilities with G2's Outwit I, Outwit II and Mind Bender.

Take a chance with G2's Beat the House. Check out your health with Clinic.

And enjoy the challenging experience of two new G2 computer simulations: The Market and Wildcatting.

Or get serious with three powerful new languages. Level III Basic for the TRS-80. Extended Basic for the SOL. And Standard Basic for the Southwest Tech 6800. All written by Microsoft—the Basic wizards. Exclusively from G2.

Our software has more so your computer does more. Great programming. Highest quality cassette. The most comprehensive instruction manual available. Plus source listing print-out of every application program in Basic. You can learn how the programs were written. We even encourage you to do your own re-programming to improve your skills!

G2 software is available from computer retailers nationwide. If your local retailer doesn't have it, ask him to become a G2 dealer by calling us toll free: (800) 538-8540 (U.S.A.) or (800) 672-8691 (California).

**THE REASON  
YOU BOUGHT  
YOUR COMPUTER.**



**GRT**  
CORPORATION

A Product of GRT Corporation  
Consumer Computer Group  
1286 North Lawrence Station Road, Sunnyvale, California 94086-408 / 734 2900

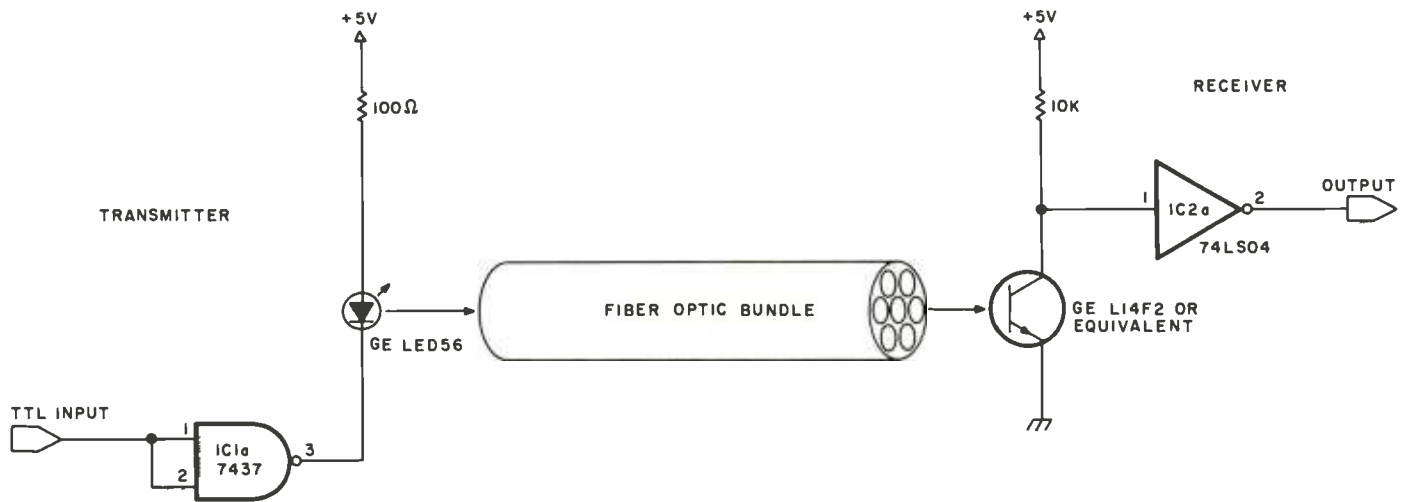


Figure 4: Schematic of a simple low speed and short distance fiber optics communications interface.

Photo 1 demonstrates that a very bright light can be transmitted through a single fiber. In this example the conductor is a single 40 mil plastic fiber with a helium-neon laser as an illumination source.

A fiber optic transmission system using readily available components can be constructed by any interested experimenter. A simple interface is shown in figure 4. An LED driven by a 7437 NAND buffer is focused into the end of a fiber optic bundle. The light emitted at the other end is focused on a phototransistor. When the light strikes the phototransistor it effectively grounds the input of the 74LS04, producing a high out-

put. The connection between the LED, fiber optics, and phototransistor is facilitated through use of special optical connectors. Photo 2 shows an assortment of the type which should be used to build the interface in figure 4.

#### Lasers

The circuit of figure 4 is useful for only a short distance. This is due primarily to the low intensity of a standard LED. For greater distances a more intense light source is needed. This calls for a device such as a laser, an acronym that stands for *light amplification*


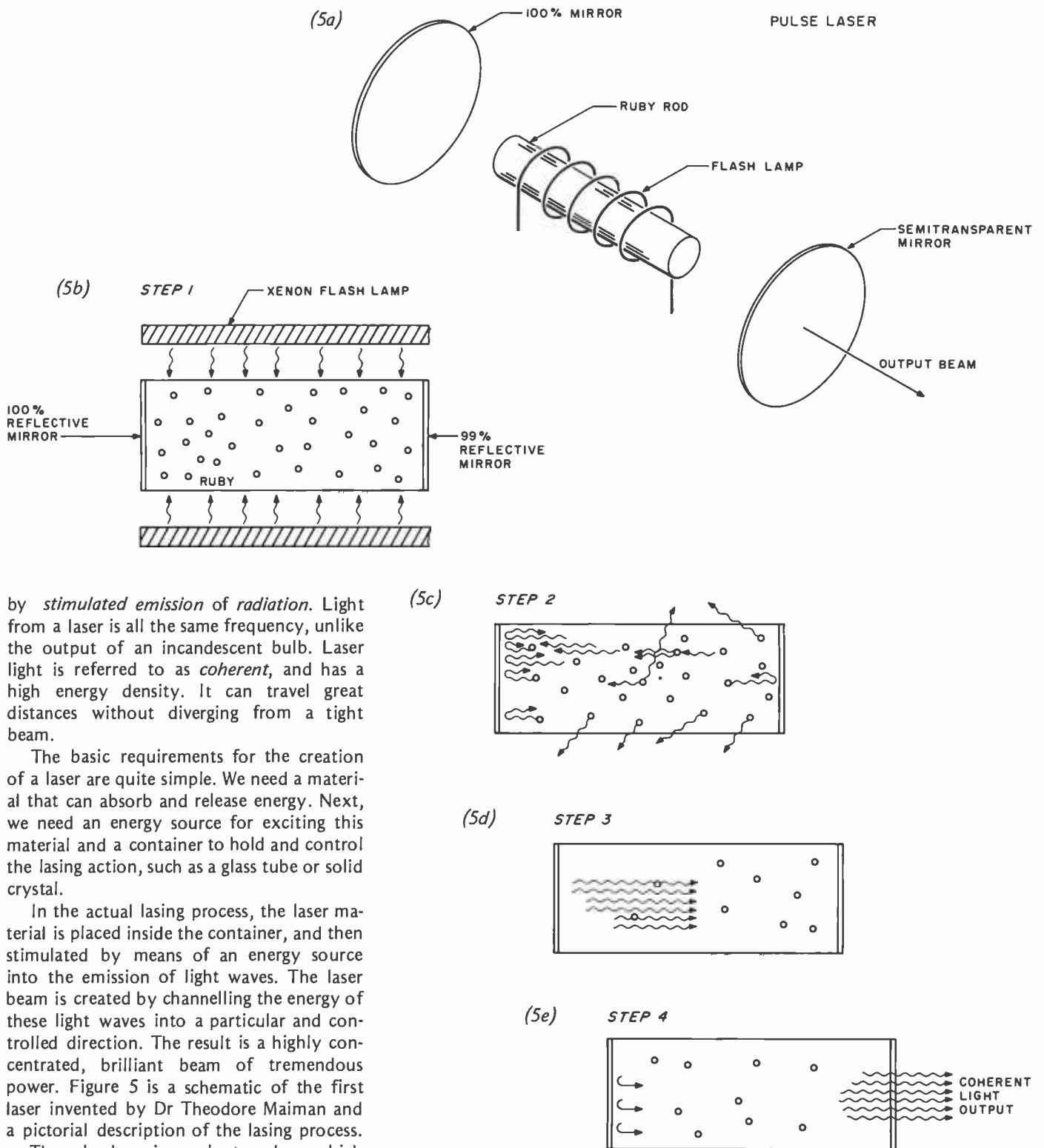


Photo 2: Special connectors necessary to use fiber optics properly. Shown here (starting in the upper right corner and continuing clockwise) are a fiber optic cable with an end connector, a phototransistor in a TO-18 package, an extension coupling which allows two cables to be connected, and a bulkhead receptacle containing either an LED (light emitting diode) or phototransistor.



by *stimulated emission of radiation*. Light from a laser is all the same frequency, unlike the output of an incandescent bulb. Laser light is referred to as *coherent*, and has a high energy density. It can travel great distances without diverging from a tight beam.

The basic requirements for the creation of a laser are quite simple. We need a material that can absorb and release energy. Next, we need an energy source for exciting this material and a container to hold and control the lasing action, such as a glass tube or solid crystal.

In the actual lasing process, the laser material is placed inside the container, and then stimulated by means of an energy source into the emission of light waves. The laser beam is created by channelling the energy of these light waves into a particular and controlled direction. The result is a highly concentrated, brilliant beam of tremendous power. Figure 5 is a schematic of the first laser invented by Dr Theodore Maiman and a pictorial description of the lasing process.

The ruby laser is a pulse type laser which only produces a light output when the xenon lamp flashes. The best flash lamp can only be fired a few hundred times a second without extensive cooling apparatus. In a ruby laser this pulse mode operation is suitable for cutting stone and welding steel, but not for data communications, because the duty cycle is too short and the energy density too high for low cost fiber optics. The solution is to use a laser that operates continuously, such as a helium-neon gas laser

Figure 5: The first laser, invented by Dr Theodore Maiman, was made from a ruby rod excited by a xenon flash lamp. A schematic representation is shown in figure 5a. The laser builds up energy by the following process. In figure 5b the flash lamp is fired thereby exciting the electrons in the ruby rod. As the electrons drop back to their original energy level (step 2, figure 5c) they emit photons in random directions. In-step collisions of photons with other excited electrons start a wave front between mirrors (figure 5d). After many reflections back and forth between the mirrors, a wave front is built up until it contains sufficient energy to pass through the slightly less reflective of the two mirrors. This light output consists of coherent light.

### SOLID STATE LASER

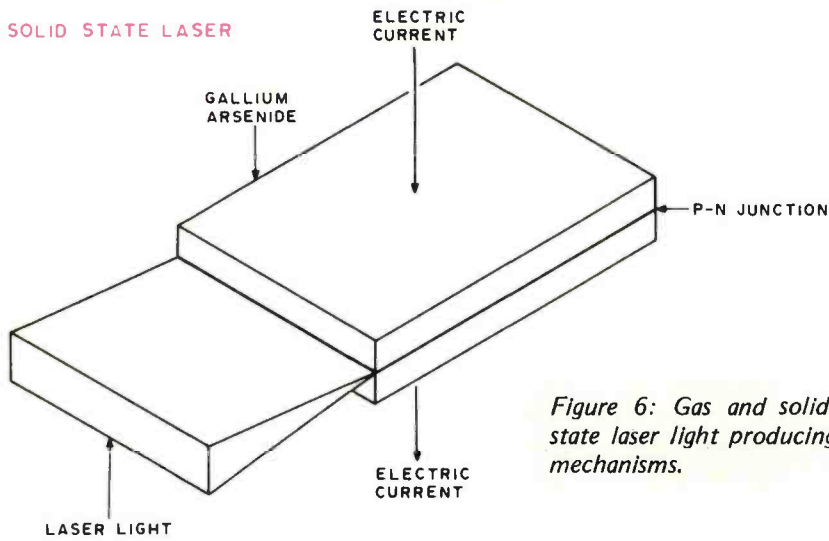


Figure 6: Gas and solid-state laser light producing mechanisms.

(figure 6) or a laser diode which can be pulsed often enough to carry useful data.

The He-Ne laser uses mirrors and electrical excitation in a manner similar to the solid crystal type except that the lasing action is continuous. Photo 3 shows a He-Ne laser in operation. The particular unit has a power output of 2.2 mW and is made by Metrologic Inc. This type of laser can be modulated (the power supply high voltage is modulated) and used to drive a fiber optic bundle, but it is not normally used in that application. The light output of a He-Ne laser is usually red.

### GAS LASER

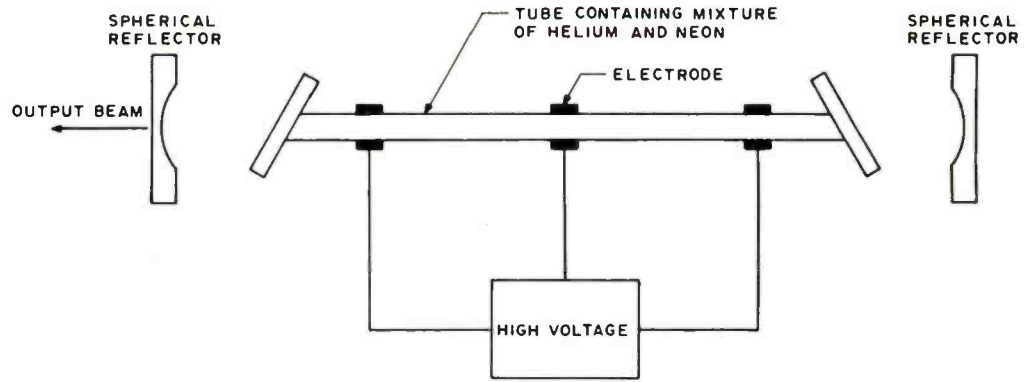



Photo 3: A laser on a tripod shooting across my living room. The laser is a 2.2 mW unit built by Metrologic Instruments of Bellmawr NJ 08031 (this particular model is the ML-969). This picture was taken at night; the trees outside are illuminated by outside flood lamps.



ALTOS presents a new standard  
in quality and reliability



**WE'RE ALTOS COMPUTER SYSTEMS. Our SUN-SERIES ACS8000 business/scientific computer creates a new standard in quality and reliability in high technology computers.**

**HIGH TECHNOLOGY** The ACS8000 is a single board, Z80\* disk-based computer. It utilizes the ultra-reliable Shugart family of 8 inch, IBM compatible, disk drives. A choice of drives is available: single or double density, single or double sided. Select the disk capacity you need, when you need it: 1/2M, 1M, 2M, or 4M bytes. The ACS8000 features the ultimate in high technology hardware: a fast 4 MHz Z80 CPU, 64 kilobytes of 16K dynamic RAM, 1 kilobyte of 2708 EPROM, an AMD 9511 floating point processor, a Western Digital floppy disk controller, a Z80 direct memory access, Z80 Parallel and Serial I/O (two serial RS232 ports, 1 parallel port), and a Z80 CTC Programmable Counter/Timer (real time clock). In essence, the best in integrated circuit technology.

**BUILT-IN RELIABILITY** The ACS8000 is a true single board computer. This makes it inherently reliable and maintainable. The board and the two Shugart drives are easily accessible and can be removed in less than five minutes. All electronics are socketed for quick replacement. Altos provides complete diagnostic utility software for drives and memory.

**QUALITY SOFTWARE** Unlimited versatility. The ACS 8000 supports the widely accepted CP/M\*\* disk operating system and FOUR high level languages: BASIC, COBOL, PASCAL and FORTRAN IV. All available NOW.

**PRICE** ACS 8000-1, single density, single-sided [1/2 Mb] \$3,840  
ACS 8000-2, double density, single-sided [1 Mb] \$4,500  
ACS 8000-3, single density, double-sided [1 Mb] \$4,800  
ACS 8000-4, double density, double-sided [2 Mb] \$5,300

Brackets show disk capacity per standard two drive system. All models come standard with 32 Kb RAM and two 8" disk drives as shown above. Expansion to 64 Kb is \$363 per 16 Kb. FPP, DMA, software optional. Dealer/OEM discounts available. Delivery: 30 days ARO, all models.

\*Z80 is a trademark of Zilog, Inc.

\*\*CP/M is a trademark of Digital Research, Inc.

Circle 7 on inquiry card.

**ALTOS**

**COMPUTER SYSTEMS**

2338A WALSH AVENUE • SANTA CLARA • CA 95050 • (408) 244-5766

Figure 7: System configuration necessary for one computer to transmit data to another via a helium-neon laser beam. The schematic for the modulator and demodulator are shown in figures 8 and 9, respectively.

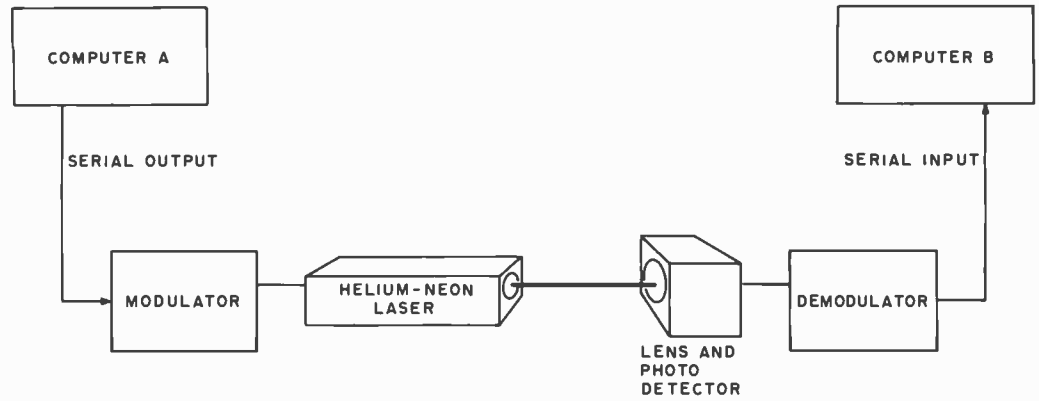


Figure 8: A frequency shift keyed laser modulation interface. This circuit accepts input from the computer's UART (universal asynchronous receiver and transmitter). A logic 1 input produces a 2400 Hz output. An input of logic 0 produces a 1200 Hz output. The power connections for the integrated circuits are shown in table 1. The starred capacitor is either a mylar or polycarbonate capacitor.

The most economical high intensity light source for long runs of fiber optics is the laser diode. Don't be so whimsical as to run out and buy one thinking you are going to make a ray gun — it should be just as easy to use as an LED. Laser diodes get very hot in operation and are generally operated only in pulse mode. An 8 W laser diode sold through the surplus dealer can have an average power of only a few hundred microwatts when used in pulse mode operation. Using laser diodes in continuous operation is beyond the talents and resources of most hobbyists and must be left to the commercial ranks for the moment. The light output from a laser diode is infrared and invisible to the human eye.

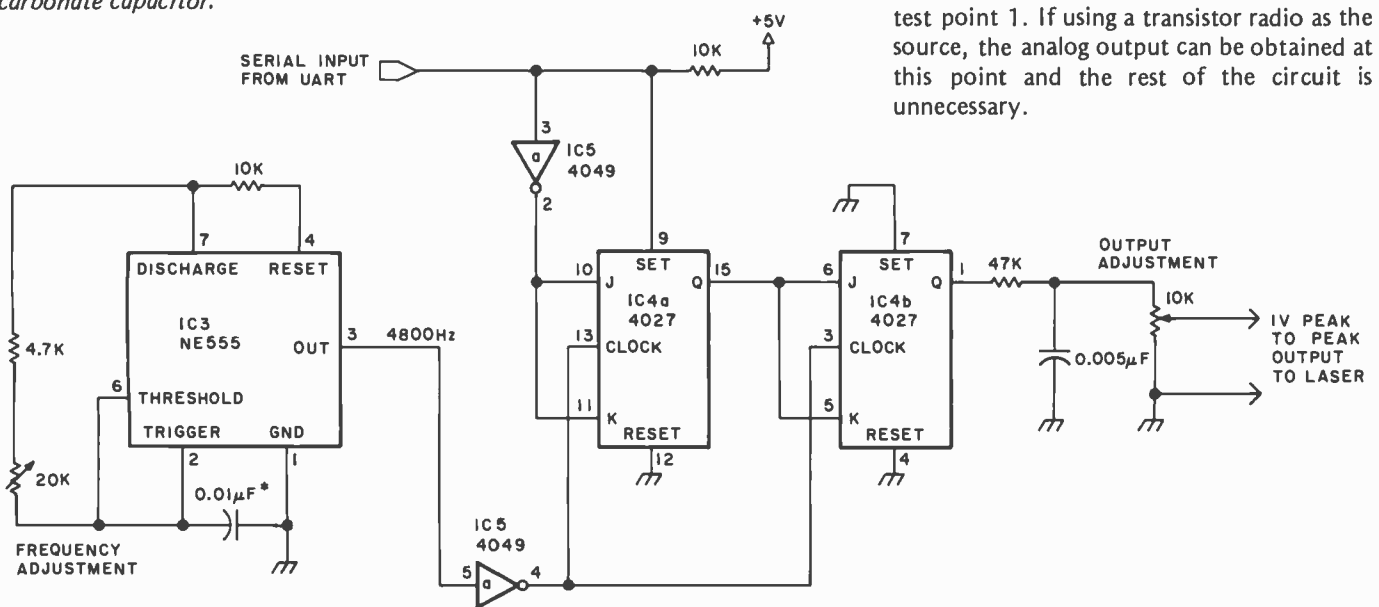
#### Communicating on a Laser Beam

While it is possible to demonstrate communication with a laser diode, it is much more dramatic with a He-Ne laser since you can see the beam. A He-Ne laser can be modulated, but it cannot be turned on and off

rapidly like an LED or diode. Instead the light intensity is modulated by the data signal. The Metrologic laser I used is a type ML-969 "modulatable" laser. It has a BNC connector on the rear and accepts a 0 thru 1 V input for 0 to 15 per cent intensity modulation. Any greater degree of modulation shuts off the lasing action.


Figure 7 illustrates the system configuration necessary to transmit data from one computer to another. Figure 8 is the schematic of a FSK (frequency shift keyed) modulation interface which can be used as the input to the laser. A 4800 Hz frequency reference produced by IC1 is divided by IC2 to give either 2400 Hz or 1200 Hz for a 1 or 0 logic input respectively. The modulation input to the laser can be any 1 V input up to 500 kHz bandwidth. A transistor radio is a good test source for experiments.

The receiver is shown in figure 9. The laser beam is directed at the phototransistor. With no modulation, the sensitivity is adjusted to set the phototransistor in the middle of its linear range. With the modulation turned on, the trigger adjust control is turned until the modulation data is seen at test point 1. If using a transistor radio as the source, the analog output can be obtained at this point and the rest of the circuit is unnecessary.





# The Computer Cookbook™



## The Only Computer Reference Book You Need.

The one computer reference book that won't go out of date. Because we vow to supply updates—free—to registered Cookbook owners as long as we keep our loose-leaf binder edition in print. We'll send you new pages. You just pull out the old and plug in the new.

Bad business? We don't think so. It's our way of supporting the people who supported us. After all, the Cookbook is your book. We've distilled the advice of hundreds of computer owners who've put together systems—

and had to make them work.

Working on a word processing system? We offer a quick and dirty hyphenation algorithm (used in the early phototypesetter machines) that you can do yourself in BASIC—and we tell you how the big machines do it.

Accounts receivable? We have step-by-step recipes in our special machine independent "Cookbook" format—plus advice on what hardware you need, and how to hook it up.

And for fun, we tell you how to do your astrological chart. Or tie

your computer to the New York Stock Exchange. We even offer Merrill Lynch, Pierce, Fenner, and Smith's commodity market model—but offer no money-back guarantee on that one. Plus hardware profiles with the kind of nitty-gritty details you won't get anywhere else.

And if the Cookbook doesn't cover your particular problem, let us know—we just may solve it in our next update. 'Cause if it isn't in the Cookbook, just wait—it probably will be.

---

Yes, I'm hooked. Ship me the Cookbook. I enclose \$15 plus \$1.50 shipping. (We always ship by UPS. However, allow four weeks for "worse case" Cookbook supply problems. California residents add \$.98 sales tax. Checks should be payable to "The Computer Cookbook." Or charge to Mastercharge or Visa).

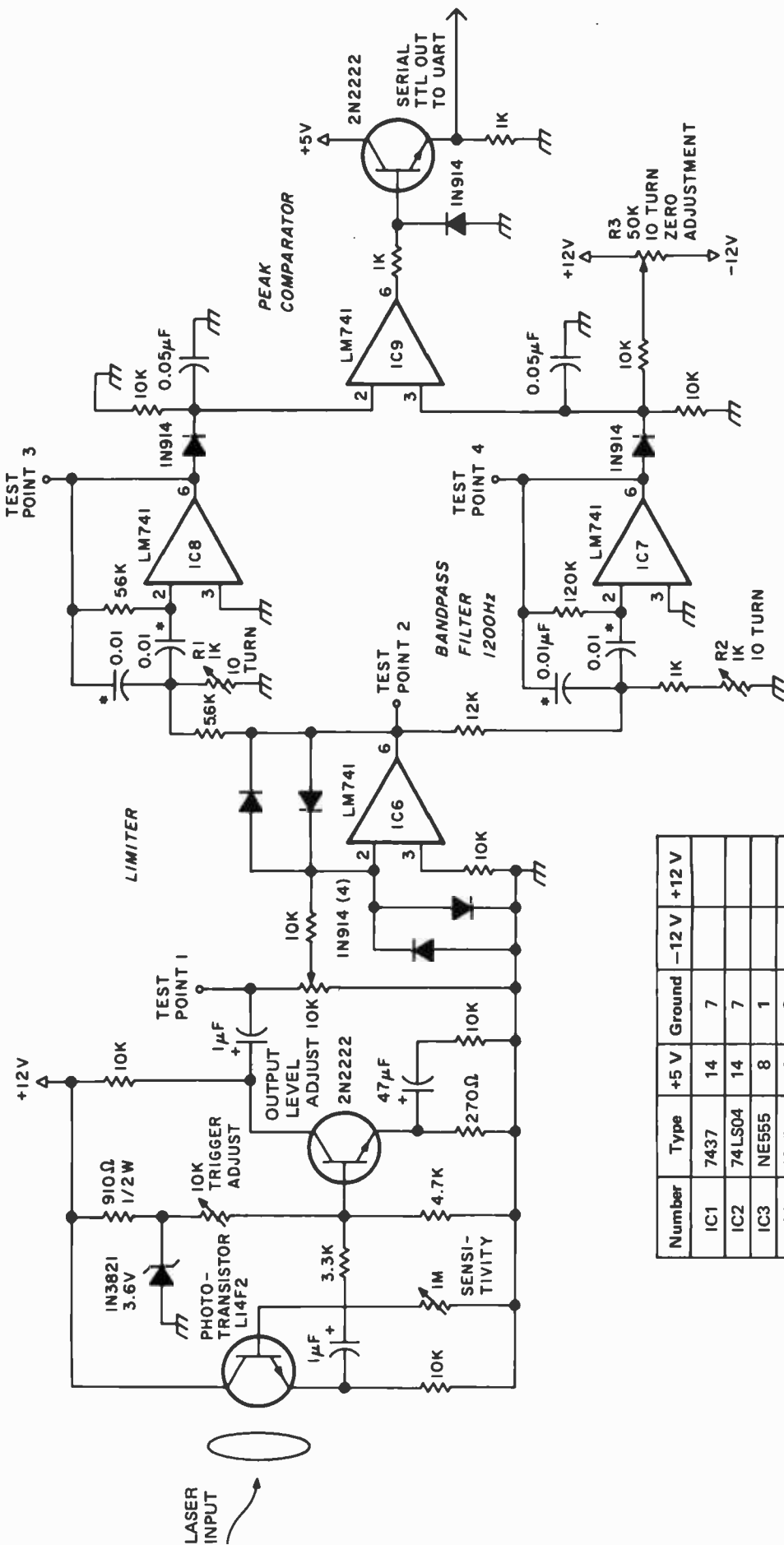
Name \_\_\_\_\_  
Street \_\_\_\_\_  
City \_\_\_\_\_ State \_\_\_\_\_ Zip \_\_\_\_\_  
for Mastercharge/Visa: Card Numbers \_\_\_\_\_ Expiration Date \_\_\_\_\_  
Signature \_\_\_\_\_

The Computer Cookbook / P.O. Box 4084 / Berkeley, CA 94704

---

**See the Computer Cookbook at the 4th West Coast Computer Faire May 11-12-13.  
Our booth is Number 47—Downstairs in Brooks Hall, far left corner.**

OPTICAL RECEIVER



BANDPASS FILTER  
2400Hz

OPTICAL RECEIVER

Figure 9: Modulated laser beam serial data receiver. The demodulator consists of two bandpass filters, one for 2400 Hz and the other for 1200 Hz. The power connections are given in table 1. The starred capacitors are mylar or polycarbonate capacitors. All resistors are 1/4 W unless otherwise specified. All diodes are type 1N914.

Number	Type	+5 V	Ground	-12 V	+12 V
IC1	7437	14	7		
IC2	74LS04	14	7		
IC3	NE555	8	1		
IC4	4027	16	8		
IC5	4049	1	8		
IC6	LM741			4	7
IC7	LM741			4	7
IC8	LM741			4	7
IC9	LM741			4	7

Table 1: Power pin connections for the integrated circuits used in constructing the laser communicator.

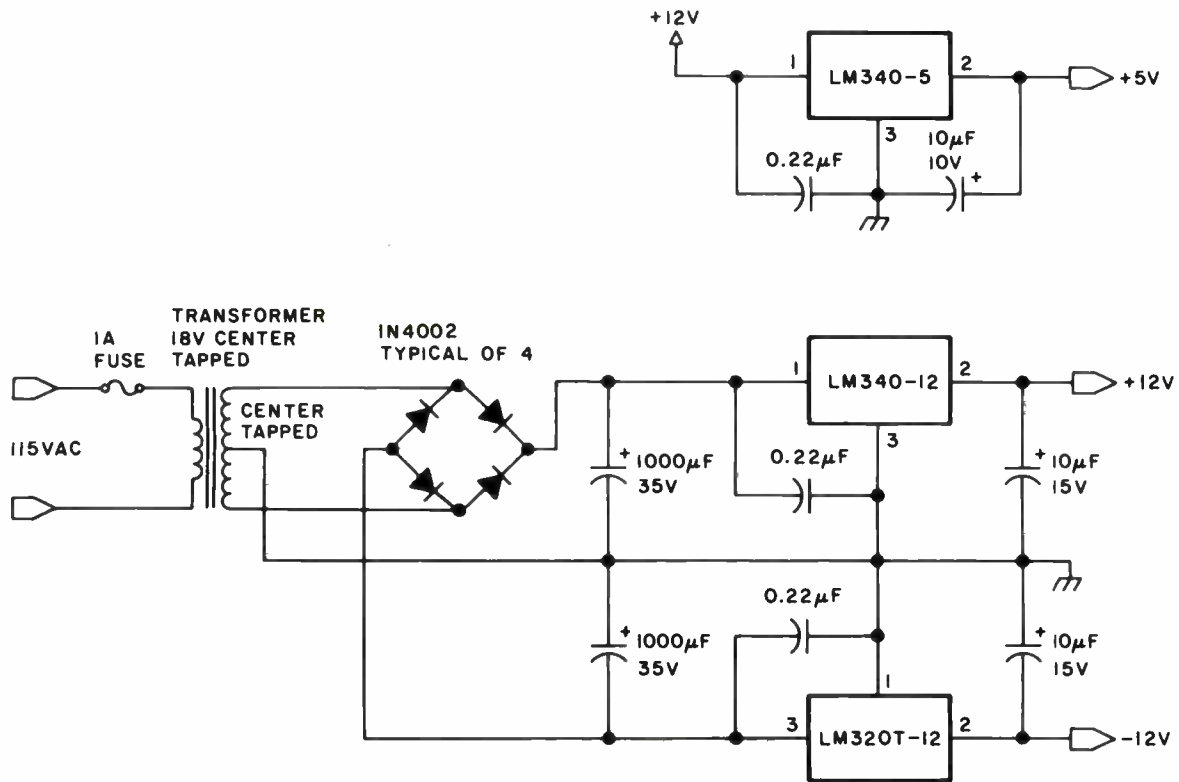


Figure 10: A triple voltage power supply for the laser modulator.

Integrated circuits 1 thru 4 form a frequency shift keyed demodulator with a TTL (transistor-transistor logic) output which is sent to a UART (universal asynchronous receiver-transmitter). To tune this section, first connect a 1200 Hz signal source to test point 1. Turn potentiometer R2 until the output amplitude of IC3 test point 4 peaks. Then apply 2400 Hz to test point 1 and adjust R1 until the amplitude at test point 3 also peaks. R3 adjusts the point at which circuit's output switches between logic levels. It should be set to follow the input at test point 1 with the shortest response time.

While the 15 per cent modulation could be detected directly and converted to NRZ (nonreturn to zero) formatted data, the receiver circuitry would be far more complicated. The combination of amplitude and frequency modulation techniques is intended to add significantly to the chances that an experimenter will have success building it. The critical parameters (as with any optical system) are alignment and light level. And, while you may not have to transmit a Red Sox baseball game across two miles of New Hampshire woods, it's nice to know how if you ever have to do it.

If you have any questions, ideas or comments on Ciarcia's Circuit Cellar please write to me and enclose a self-addressed, stamped envelope. I'm always interested in knowing what you readers think. Next month's "Circuit Cellar" topic will be biofeedback. ■

computer mart of new jersey  
computer mart of pennsylvania

the  
microcomputer  
people®

**Computers don't make a computer store, PEOPLE do. Our people have been involved with microcomputers since day one. We offer experience and expertise unparalleled in the microcomputer industry. Whether you are in the market for a complete system, peripherals, custom software, service, or just some friendly advice; there simply is no other place to go.**

**Computer Mart of New Jersey**  
301 Route 27  
Belleville, NJ 08600  
(201) 283-0600

**STORE HOURS**  
Tues. - Sat. 10am - 6pm  
Tues. & Thurs. 110 9am  
CLOSED MONDAYS

**Computer Mart of Pennsylvania**  
330 DeKalb Pike  
King of Prussia, PA 19406  
(215) 263-2580

# Product Description

## The Superboard II

### A Surprising Single Board Computer From OSI



Christopher Morgan  
Executive Editor

*Photo 1: The Ohio Scientific Superboard II single board computer, which features a 6502 processor, expandability, an 8 K byte Microsoft BASIC package on read only memory, and 1 K bytes of dedicated memory for video, sells for \$279. +5 V power supply not included.*



*Photo 2: OSI Challenger 1P, electrically identical to the Superboard II, but with power supply and case, for \$349.*

My first experience with an Ohio Scientific product (in fact, my first experience with a personal computer) was with an OSI single board computer I bought in 1976. The unit sold for \$99 and featured a row of eight switches and accompanying LEDs (light emitting diodes) for entering machine language programs. It had 256 bytes of programmable memory, and no other I/O (input/output) besides the LEDs.

Much has happened to the personal computer industry since then, and this is reflected in OSI's latest single board computer, the Superboard II. Actually a stripped down version of the Challenger 1P, the Superboard II is a no frills computer with surprising capabilities. The \$279 price buys an assembled and tested unit with a 53 key upper and lower case keyboard on one board. The user must supply a +5 V power supply and a video monitor or TV set with RF (radio frequency) converter in order to be up and running.

The Superboard II comes with a machine language monitor and 8 K byte Microsoft BASIC in read only memory, 4 K bytes of user memory, and a Kansas City standard cassette interface. A 6502 processor forms the heart of the system. An intriguing graphics package is also supplied: the direct access video display has 1 K bytes of dedicated memory.

BASIC PEEK and POKE commands are used to create the video display. 256 special graphics characters can be called by the user for special applications including tanks and spaceships for

games, plus building block characters for generating bar graphs and the like.

The Superboard II can also be bought with a cabinet and power supply included in the form of the Challenger 1P; the price is \$349 to which the cost of a television monitor must be added.

A variety of software is available from OSI for both units in the areas of games, business software, and educational software. Titles include: Tiger Tank; Lunar Lander; Breakout; Presidents Quiz; Trig Tutor; Math Think; Checking Account; Advanced Mathematics; Definite Integrals; Return on Investment; Load Calculator; Cash Flow Analysis; and many others.

### Evaluation

Having an 8 K byte Microsoft BASIC package on board the Superboard II is a real plus, especially when you consider the price. I found the Kansas City standard cassette interface to be rather slow when entering long programs, but programs are listed on the screen while being read — a real convenience. The 25 character by 25 line display format took some getting used to, but the characters are big and easily read. There is no provision for screen clear. Not mentioned in the instructions is the fact that the keyboard must be in upper case mode for the user to enter programs and commands. This is a minor point, but one which might lead one to think that the unit is malfunctioning.

One of the attractive features of this computer is its expandability. The Superboard II (and the Challenger 1P) can be expanded with the addition of a 24 K byte programmable memory expander board, dual 5 inch floppy interface, port adapter for printer and modem, and an OSI 48 line expansion interface. An assembler/editor and extended machine code monitor are also available. The unit can be upgraded to a 5 inch floppy system called PICODOS for approximately \$650 additional cost. PICODOS is a limited single drive system that gives the user an 8 K byte work space and the ability to store up to eight programs on one disk. A full capability single drive computer system can be had for under \$1000.

The Superboard II is an excellent choice for the personal computer enthusiast on a budget. ■

# Why reinvent the wheel?



**Graham-Dorian Software Packages are turn-key programs. We supply the source ... you tailor for your customers. And save months of tedious work!**

Here are sophisticated programs that meet the information processing needs of the business professional. Graham-Dorian packages are fully documented, including source code in each package and easily understood operator instructions.

All programs compatible with any Z-80 or 8080 CP/M<sup>®</sup> system, and can be ordered in standard eight-inch disk either double or single density, or mini-floppy disk. Each package contains a disk with CBASIC-2 compiler, CBASIC-2 run command, XREF command, the Graham-Dorian software program in INT and BAS file form, plus a user's manual and hard copy source listing. Average 185K of programs per package.

- **Inventory Package** — Can be connected with cash register for point of sale inventory control. Number of on-line items limited only by disk space available.
- **Cash Register Package** — Creates daily sales reports containing information on gift certificates, payouts, overrings, refunds, and how much in each category a salesperson sold.
- **Payroll Package** — Handles 100% of all necessary payroll functions including state income tax tables for your state. Ideally suited for both large and small companies.
- **Apartment Package** — Said one user, "Obviously, this was developed by apartment owners." The package fills virtually all the needs of apartment owners and managers. Ideal for projects with 75 units or more.

\$695.00 for any package listed above. Any single package order includes free CBASIC-2.

Send for detailed packet of information explaining capabilities of each program and sample runs. Or, phone our software technicians.

**Watch for new Graham-Dorian Software Program releases. Attractive dealerships available.**

**G D E**  
Graham-Dorian Software Systems  
programs are copyrighted and require  
licensing agreement.  
Visa and Master Charge accepted.  
**Graham-Dorian Software Systems**  
A Division of Graham-Dorian Enterprises  
211 N. Broadway / Wichita, KS 67202  
(316) 265-8633

# Single Chip Video Controller

**Bob Haas**  
20887 SW Willapa Way  
Tualatin OR 97062

Several semiconductor manufacturers have recently produced video display controllers contained on a single integrated circuit. While none of these is the "video terminal-on-a-chip" that some of the publicity would have you believe, these new devices perform many of the functions required in a video display, thereby reducing the number of integrated circuit packages required. In addition, they are all programmable to some degree, which allows adding new features to an existing design at low incremental cost, or changing display formats if required by changing needs. These characteristics make these devices particularly interesting to a computer experimenter. A user might start with a 16 line, 64 character, upper case only display, and as requirements (and budget) increase, convert to

a "professional" 24 line, 80 character, upper and lower case format just by adding more memory and a new character generator.

In this article, I will present a survey of the characteristics of four video display controllers, namely, the Intel 8275, the Motorola MC6845, the NS (National Semiconductor) DP8350, and the SMC (Standard Microsystems Corporation) 5027. In addition, I will present a detailed description of the Motorola part and a design for a display using that device.

## Device Characteristics

Table 1 summarizes the important characteristics of each device. All of the devices are programmable. The Intel, Motorola, and SMC parts are programmed by the microprocessor system to which they are attached. This means that when the system is powered up, a program must be executed to initialize the display controller, before a proper display will appear on the display screen.

The display formats of the Intel and Motorola devices are, within limits, completely variable. For the Motorola part, any line width from 1 to 256 characters can be chosen. (Of course, these limits are unreasonable values; the actual limits are determined by the display timing constraints, an example of which will be given in the detailed discussion of the Motorola unit, later in this article.) The SMC 5027 is manufactured with a fixed "menu" of line widths,

*Text continued on page 56*



## About the Author:

*Bob Haas leads a double life: by day he designs 6800 systems (for Tektronix's 4051 group); and by night he works on 6502 systems (on his own KIM-1 system). He uses the MC6845 display system described in this article with his KIM-1.*

## Acknowledgment

The author wishes to thank Mr Hank Trieckel of Motorola, Inc for his assistance in the preparation of this article.

# APPLE HI-RES GRAPHICS: The Screen Machine by Softape




Open the manual and LOAD the cassette. Then get ready to explore the world of Programmable Characters' with the SCREEN MACHINE™. You can now create new character sets — foreign alphabets, electronic symbols and even Hi-Res playing cards, or, use the standard upper and lower case ASCII character set.

The "SCREEN MACHINE" lets you redefine any keyboard character. Just create any symbol using a few easy key strokes and the "SCREEN MACHINE" will assign that symbol to the key of your choice. For example: create a symbol, an upside down "A" and assign it to the keyboard 'A' key. Now every time you press the 'A' key or when the Apple prints an 'A' it will appear upside down. Any shape can be assigned to any key!

The "SCREEN MACHINE" gives you the option of saving your character symbols to disk or tape for later use. There is no complicated 'patching' needed. The SCREEN MACHINE is transparent to your programs. Just print the new character with a basic print statement. The "SCREEN MACHINE" is very easy to use.

Included on the cassette are Apple Hi-Res routines in SOFTAPES prefix format. You can use both Apple's, routines and the SCREEN MACHINE to create microcomputing's best graphics.

Cassette, and Documentation, a complete package . . . . . \$19.95



MICROGAMMON 1.0 Learn, practice and inhance your Backgammon ability with a true competitor. . . . . \$14.95

BRIGHT PEN What is the difference between a light and a Bright Pen? Intelligent Software and extensive documentation . . . . \$34.95

APPLE-LIS'NER Voice recognition Software. Create your own programs which 'listen' and understand 31 spoken words — English or Foreign. No hardware needed. . . . . \$19.95

APPLE TALKER Your Apple's voice. Create programs which talk to you in English or Spanish or any language. . . . . \$15.95

JUPITER EXPRESS Command your ship thru the hazards of the Asteroid belt between Mars and Jupiter . . . . . \$9.95

FORTE' A music language, written like basic, you use line numbers for your notes. You can trace line numbers or notes. You can even print the words of any song. Save your song to your Disk . . . \$19.95

FORTH ][ Is the creation of Wm. Graves. This language gives you faster execution of programs than basic and is easier to program than machine language. Our 100 page manual will teach you everything you will need. FORTH ][ comes complete with demo programs on one Apple diskette . . . . . \$49.95

WHERE TO GET IT: Look for the SOFTAPE Software display in your local computer store. Apple dealers throughout the United States, Canada, South America, Europe and Australia carry the SOFTAPE Software line of quality products.


If your local dealer is sold out of SOFTAPE Software you can order it direct from us by check or Visa/Master Charge. If you have any questions please call us at:



Or mail your order to the address below. We'll add your name to our mailing list for free literature and announcements of new products.

# SOFTAPE

10432 Burbank Blvd. • North Hollywood, CA 91601



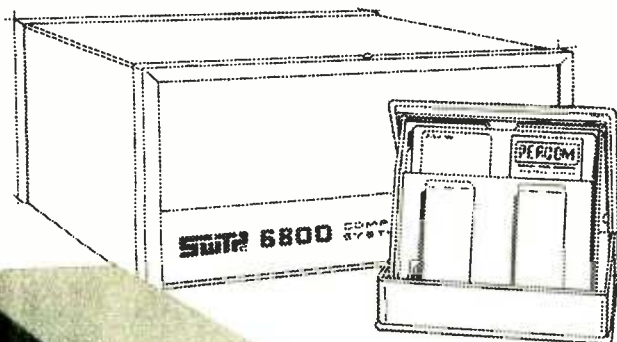
Circle 329 on inquiry card.

For your SWTP 6800 Computer . . .

# PERCOM's™ FLOPPY DISK SYSTEM

the  
**LFD-400**

Ready to plug in and run the moment you receive it. Nothing else to buy, no extra memory. No "booting" with PerCom MINIDOS™, the remarkable disk operating system on EPROM. Expandable to either two or three drives. Outstanding operating, utility and application programs.



For more information  
see your local  
PerCom dealer  
or call  
toll free  
1-800-527-1592

only  
**\$599<sup>95</sup>**

fully assembled and tested  
shipping paid

# PERCOM™

**PERCOM DATA COMPANY, INC.**  
211 N. Kirby Dept. B Garland, Texas 75042  
(214) 272-3421

For the low \$599.95 price, you not only get the disk drive, drive power supply, SS-50 bus controller/interface card, and MINIDOS™, you also receive:

- an attractive metal enclosure
- a fully assembled and tested interconnecting cable
- a 70-page instruction manual that includes operating instructions, schematics, service procedures and a complete listing of MINIDOS™
- technical memo updates — helpful hints which supplement the manual instructions
- a 90-day limited warranty.

## SOFTWARE FOR THE LFD-400 SYSTEM

### Disk operating and file management systems

**INDEX™** The most advanced disk operating and file management system available for the 6800. Interrupt Driven Executive operating system features file-and-device-independent, queue-buffered character stream I/O. Linked-file disk architecture, with automatic file creation and allocation for ASCII and binary files, supports sequential and semi-random access disk files. Multi-level file name directory includes name, extension, version, protection and date. Requires 8K RAM at \$A000. Diskette includes numerous utilities . . . . . \$99.95  
**MINIDOS-PLUSX** An easy-to-use DOS for the small computing system. Supports up to 31 named files. Available on ROM or diskette complete with source listing . . . . . \$39.95

### BASIC Interpreters and Compilers

**SUPER BASIC** A 10K extended disk BASIC interpreter for the 6800. Faster than SWTP BASIC. Handles data files. Programs may be prepared using a text editor described below . . . . . \$49.95  
**BASIC BANDAID™** Turn SWTP 8K BASIC into a random access data file disk BASIC. Includes many speed improvements, and program disk CHAINING . . . . . \$17.95  
**STRUBAL+™** A STRUctured BASIC Language compiler for the professional programmer. 14-digit floating point, strings, scientific functions, 2-dimensional arrays. Requires 16K RAM and Linkage Editor (see below). Use one of the following text editors to prepare programs. Complete with RUN-TIME and FLOATING POINT packages \$249.95

### Text Editors and Processors

**EDIT68** Hemenway Associates' powerful disk-based text editor. May be used to create programs and data files. Supports MACROS which perform complex, repetitive editing functions. Permits text files larger than available RAM to be created and edited . . . . . \$39.95  
**TOUCHUP™** Modifies TSC's Text Editor and Text Processor for PerCom disk operation. ROLL function permits text files larger than available RAM to be created and edited. Supplied on diskette complete with source listing . . . . . \$17.95

### Assemblers

**PerCom 6800 SYMBOLIC ASSEMBLER** Specify assembly options at time of assembly with this symbolic assembler. Source listing on diskette . . . . . \$29.95  
**MACRO-RELOCATING ASSEMBLER** Hemenway Associates' assembler for the programming professional. Generates relocatable linking object code. Supports MACROS. Permits conditional assembly . . . . . \$79.95  
**LINKAGE EDITOR** — for STRUBAL+™ and the MACRO-Relocating assembler . . . . . \$49.95  
**CROSS REFERENCE** Utility program that produces a cross-reference listing of an input source listing file . . . . . \$29.95

### Business Applications

**GENERAL LEDGER SYSTEM** Accommodates up to 250 accounts. Financial information immediately available — no sorting required. Audit trail information permits tracking from GL record data back to source document. User defines account numbers . . . . . \$199.95  
**FULL FUNCTION MAILING LIST** 700 addresses per diskette. Powerful search, sort, create and update capability . . . . . \$99.95  
**PERCOM FINDER™** General purpose information retrieval system and data base manager . . . . . \$99.95

™ Trademark of PERCOM Data Company, Inc.

### Ordering Information


To order, call toll free 1-800-527-1592. MC and VISA welcome. COD orders require 30% deposit plus 5% handling charge. Allow three weeks for delivery. Allow three extra weeks if payment is by personal check. Texas residents add 5% sales tax.

**PERCOM 'peripherals for personal computing'**





# NOW...

## Add-on Mini-Disk for the TRS-80\*



\*Trademark of Tandy Corporation.

Dual and triple drives  
also available.



only  
**\$399<sup>00</sup>**

Requires 16K RAM,  
Level II BASIC and  
Expansion Interface.

# PERCOM™

PERCOM DATA COMPANY, INC.  
211 N. Kirby Dept. B Garland, Texas 75042  
(214) 272-3421

**To Order Call 1-800-527-1592**

\*RADIO SHACK and TRS-80 are trademarks of Tandy Corporation which has no relationship to PERCOM DATA COMPANY, INC.

	Intel 8275	Motorola MC6845	National Semiconductor DP8350	Standard Microsystems Corp 5027
Format Lines by Characters	fully programmable to 64 by 80	fully programmable to 128 by 256	mask programmable to 64 by 110	programmed options to 64 by 132
Microprocessor Compatibility	8080 family (direct memory access only)	all	all	all
Simplest System Interface	direct memory access via Intel 8257	shared memory	shared memory	shared memory
Display Memory Size (maximum)	64 K	16 K	4 K	4 K
Addressing	linear	linear	linear	row/column
Scrolling	line, character, page	line, character, page	line, character, page	line only
Cursor	blink or steady. reverse video or underline	blink or steady. reverse video or underline	reverse video or underline, no blink	reverse video or underline, no blink
Interface	none	video, or video and sync, or none	none	none or interlaced sync and video
Light Pen	yes	yes	no	no
Graphics Capability	limited	full	full	full
Process	MOS	MOS	III	MOS
Power	+5 V	+5 V	+5 V	+5, +12 V
Other Features (see text)	on board line buffers; visual attributes		high-speed timing on board	self-loading for stand- alone use

Table 1: Summary of characteristics of four video display controllers.

Text continued from page 52:

such as 20, 32, 40, 64, 72, 80, 96, and 132 characters, from which the initialization program can choose.

The NS DP8350 is mask programmed. Its characteristics are set by internal read only memories, the contents of which are determined when the device is manufactured. Changing the display format with this part means unplugging the current unit and plugging in a differently manufactured unit. A number of stock formats, among them 24 lines by 80 characters, will be available, but if your particular needs are not met by a stock part, you must contract with NS to program a custom part, agree to purchase a certain quantity, and perhaps pay a one time mask charge.

The SMC part has the ability to load its format parameters at power-up from an external read only memory, so that it does not have to be part of a microprocessor based system at all. It can therefore be used in a so-called "dumb" terminal.

All of the devices may theoretically be interfaced to any microprocessor, but practicalities limit the choices. The Intel part, being part of the 8080 family, is designed to interface to 8080 based systems via DMA (direct memory access) through the Intel 8257 DMA controller. This makes it difficult to interface the Intel part to non8080 systems. In fact, since many people's S-100 bus 8080 systems will not support direct mem-

ory access, the Intel part would be difficult to interface even to these systems.

The Motorola MC6845, a member of the Motorola 6800 family, is easily interfaced to 6800 and 6502 systems, and can be interfaced to 8080 and Z-80 systems. The NS and SMC parts have system interfaces similar to the Motorola part. The simplest method of interfacing the latter three parts is by means of shared memory, wherein the display memory appears to the processor to be ordinary programmable memory.

#### Memory Usage

The maximum size of the display refresh memory for each part is limited by the number of refresh memory address lines coming out of the package. The Motorola part has 14 address lines, and the NS and SMC parts each have 12. The Intel part has access to the entire system memory through an attached direct memory access controller, and the system memory may be as large as 64 K (65,536) bytes. The Intel, Motorola, and NS parts access linear (sequential) refresh memory addresses, so there is a simple relationship between the refresh memory address of a given character and its position on the display screen.

The SMC 5027, however, outputs addresses in a row and column format which (without the addition of hardware to do address translation) causes inefficient use of

# NorthStar



"Micro-Computer Products  
to Look Up to"

# Gazer

## Horizon Disk Capacity Keeps Growing


The Horizon is now capable of 720K bytes on-line! The Horizon can connect to four double density 5 1/4" single-sided disk drives. Each of those drives can access 180K bytes of information. A four drive system accesses 720K bytes!

That's capacity you don't usually find in a microcomputer, but there's even more to come! The North Star disk controller board is designed so that two-sided disk drives may be added as soon as they become available from North Star.

Existing Horizons will accommodate the new two-sided drives so North Star owners can simply add additional drives to up-grade their system. Each two-sided drive will access 360K bytes! That means the maximum on-line disk storage for the Horizon will increase to over 1.4 million bytes!

## New Cabinet for Disk Drives


North Star additional disk drives are now available with the same high quality wood cover as the Horizon computer! The Additional Drive Cabinet (ADC) is designed to accept either one or two drives for the Horizon or for mounting North Star Micro Disk System drives. Like the Horizon, the ADC is available with either wood or blue metal cover. Included is a new power supply capable of powering one or two drives. The ADC is \$129 in kit form. Assembled, with one drive the ADC is \$599, with two drives \$999.



Circle 285 on inquiry card.

## Pascal Now Available for Horizon

The much-heralded Pascal language is now being offered for use with the North Star Horizon computer. North



Star, with the co-operation of the University of California at San Diego, is now delivering a Pascal Program Development system. North Star Pascal is ideally suited for developing large programs because of features such as: long variable names, block-structured control statements, and compilation. North Star Pascal is available on 5 1/4" diskettes for use with the Horizon or Micro Disk System. North Star Pascal will operate with either the Z80 or 8080 microprocessor.

Pascal, including documentation, is available in either single or double density versions for \$49. An auxiliary Pascal diskette, containing an 8080/Z80 assembler and some additional Pascal utilities, is available for \$29. Complete information is available at your local retail computer store.

Pascal, including documentation, is available in either single or double density versions for \$49.

An auxiliary Pascal diskette, containing an 8080/Z80 assembler and some additional Pascal utilities, is available for \$29. Complete information is available at your local retail computer store.

## First Double Density, Now Double Memory

The new North Star 32K RAM board (RAM-32) has doubled the memory density of the popular Horizon computer. Available either with the Horizon or other S-100 bus computers, the RAM-32 runs at full speed—no wait states—with the 4 MHz Z80A microprocessor (as well as with slower Z80 and 8080 processors). Addressability of the RAM-32 is switch-selectable in four 8K regions.

North Star RAM features like bank-switching and parity checking are standard. The parity checking capability means that the RAM-32 is constantly diagnosing itself. That's a plus for your system. The fact that parity checking is a North Star RAM-32 standard is a plus for your pocketbook! There is no extra charge for this important capability.

A Horizon with 48K of RAM can be configured by using one North Star 16K RAM board and a RAM-32. Need more memory? 56K can be configured by using two RAM-32 boards with one 8K region switched off.

## NORTH STAR MDS, ZPB, FPB FOR OTHER S-100 COMPUTERS

Upgrade your system with these North Star products—available for any S-100 computer: Micro Disk System—a complete 5 1/4" floppy disk system, Z80 Processor Board, or the Hardware Floating Point Board.

### Horizon and RAM board prices are:

	Kit	Assembled
Horizon - 1-16K	\$1599	\$1899
Horizon - 1-32K	1849	2099
Horizon - 2-32K	2249	2549
RAM-32	599	659
RAM-16	399	459

◀ A typical Horizon configuration: CRT, Horizon computer, Additional Drive Cabinet (ADC).

**NorthStar**  
Computers

2547 Ninth Street  
Berkeley, California 94710  
(415) 549-0858

display memory when the display dimensions are not integer powers of 2. For example, building a 24 line by 80 character display with the SMC part would require a refresh memory that is 24 by 128, or 3,072 bytes total. Of these, 1,152 bytes would not be displayed. Also, a program to manage the display would have to perform row and column calculations to locate a given screen position. Of course, additional hardware could be added to "linearize" the addresses, but this defeats the purpose of using one of these devices, namely, the reduction of hardware.

### Scrolling and Cursing

All of the devices provide scrolling, that is, the ability to move data around on the display screen without actually moving the data in the refresh memory. The SMC device provides line scrolling only. An example of scrolling using the Motorola part is given in a later section of this article.

All the parts provide for the generation of a *cursor* (ie: some way for a human operator to determine the position at which the next character entered from a keyboard will be placed on the display). The Intel and Motorola devices allow a steady or blinking cursor consisting of an underscore or a reverse video (black on white) block. The NS and SMC parts allow for underscore or reverse video, but do not provide blinking.

### Video Signal Characteristics

A standard North American television picture is composed of two frames of 262½ scan lines each, with scan lines from alternate frames interlaced vertically the width of one line, so that the resultant picture has 525 scan lines. Many computer video displays use only about 262 scan lines, and are not interlaced. This limits the maximum number of character rows on a display to about 25.

The Motorola part allows the use of interlacing to produce an aesthetically more pleasing display by doubling character dots vertically. This fills in what might otherwise be spaces on a high-resolution display. This is called *interlaced sync*, in Motorola's terminology. The Motorola and SMC parts also provide for *interlaced sync and video*, in which all 525 lines can be used for character formation, allowing as many as perhaps 50 character rows per display. The use of interlace does cause a flicker effect on ordinary white phosphor (P4) monitors, but computer experimenters with long persistence, green phosphor (P39) monitors may want to consider using interlace.

### Other Features

The Intel and Motorola circuits provide support for a *light pen*, that is, a light-sensitive "wand" used by the display operator to point to areas on the display screen to signify something to the attached system. This requires additional hardware to implement.

The data displayed on the screen by the display controller need not be dot patterns from a character generator read only memory. They might be dots forming part of a graphic image. Except for the Intel part, the display controllers support whatever graphics-generation hardware the system designer cares to attach to them. The Intel part is limited in this area because of its line buffers, which orient it toward character generation only (more on this later).

The Intel, Motorola, and SMC display controllers are manufactured by the MOS (metal oxide semiconductor) process, and do not include the so-called high-speed timing function of a display on the device. The National part, however, uses an *i<sup>2</sup>L* (integrated injection logic), with none of the speed limitations of MOS, so it does include the high-speed timing functions. This inclusion helps to reduce external parts count. (A discussion of just what these timing functions are follows in a later section of this article.)

As mentioned earlier, the Intel display controller must interface to a system through a DMA controller such as the Intel 8257. The Intel display controller incorporates two 80 character line buffers. While it is displaying a row of characters from one line buffer, it fills the second line buffer from the memory by "stealing" some memory cycles. It then uses the second line buffer for display and fills the first line buffer from the third row of characters, and so on. The timing for a 24 line by 80 character display is such that up to 25 percent of a system's memory cycles may be taken by the display controller action. The Intel part's line buffers store 7 bit characters, so the graphics achievable with this part are limited to what can be displayed with a 128 character set, augmented by character-set switching (using additional hardware).

A distinguishing feature of the Intel part is support for *visual attributes*. With only minimal external hardware, blocks of characters can be made to blink, be highlighted (higher than normal brightness), be reversed (black on white), be underlined, or have any combination of these four qualities. In addition, two more attribute signals are provided that could provide color selection on a color display.

**Color.** VP-590 add-on Color Board allows program control of 8 brilliant colors for graphics, color games. Plus 4 selectable background colors. Includes sockets for 2 auxiliary keypads (VP-580). \$69.\*

**Sound.** VP-595 Simple Sound Board provides 256 tone frequencies. Great for supplementing graphics with sound effects or music. Set tone and duration with easy instructions. \$24.\*

**Music.** VP-550 Super Sound Board turns your VIP into a music synthesizer. 2 sound channels. Program control of frequency, time and amplitude envelope (voice) independently in each channel. Program directly from sheet music! Sync provision for controlling multiple VIPs, multitrack recording or other synthesizers. \$49.\*

**Memory.** VP-570 RAM Expansion Board adds 4K bytes of memory. Jumper locates RAM in any 4K block of up to 32K of memory. On-board memory protect switch. \$95.\*

**EPROM Programmer.** VP-565 EPROM Programmer Board comes complete with software to program, copy and verify 5-volt 2716 EPROMs—comparable to units costing much more than the VP-565 and VIP put together! Programming voltages generated on board. ZIF PROM socket included. \$99.\*

**EPROM Interface.** VP-560 EPROM Interface Board locates two 5-volt 2716 EPROMs (4K bytes total) anywhere in 32K of memory. VIP RAM can be re-allocated. \$34.\*

**ASCII Keyboard.\*\*** Fully encoded, 128-character ASCII encoded alpha-numeric keyboard. 58 light touch keys including 2 user defined keys! Selectable upper and lower case. Handsomely styled. Under \$50.\*

**Tiny BASIC.\*\*** VP-700 Expanded Tiny BASIC Board puts this high-level language on your VIP. BASIC stored in 4K of ROM. Ready for immediate use—no loading necessary. This expanded BASIC includes the standard Tiny BASIC commands plus 12 additional—including color and sound control! Requires external ASCII encoded alpha-numeric keyboard. \$39.\*



**Auxiliary Keypads.** Program your VIP for 2-player interaction games! 16-key keypad VP-580 with cable (\$15\*) connects to sockets provided on VP-590 Color Board or VP 585 Keyboard Interface Card (\$10\*).

## COSMAC VIP lets you add computer power a board at a time.

With these new easy-to-buy options, the versatile RCA COSMAC VIP (CDP18S711) means even more excitement. More challenges in graphics, games and control functions. For everyone, from youngster to serious hobbyist. And the basic VIP computer system starts at just \$249\* assembled and ready to operate.

### Simple but powerful—not just a toy.

Built around an RCA COSMAC micro-processor, the VIP includes 2K of RAM. ROM monitor. Audio tone with a built-in speaker. Plus 8-bit input and 8-bit output port to interface relays, sensors or other peripherals. It's



easy to program and operate. Powerful CHIP-8 interpretive language gets you into programming the first evening. Complete documentation provided.

### Take the first step now.

Check your local computer store or electronics parts house. Or contact

RCA VIP Marketing, New Holland Avenue, Lancaster, PA 17604. Phone (717) 291-5848.

\*Suggested retail price. CDP18S711 does not include video monitor or cassette recorder.  
\*\*Available 1st Quarter, 1979.

The fun way  
into computers.

# RCA

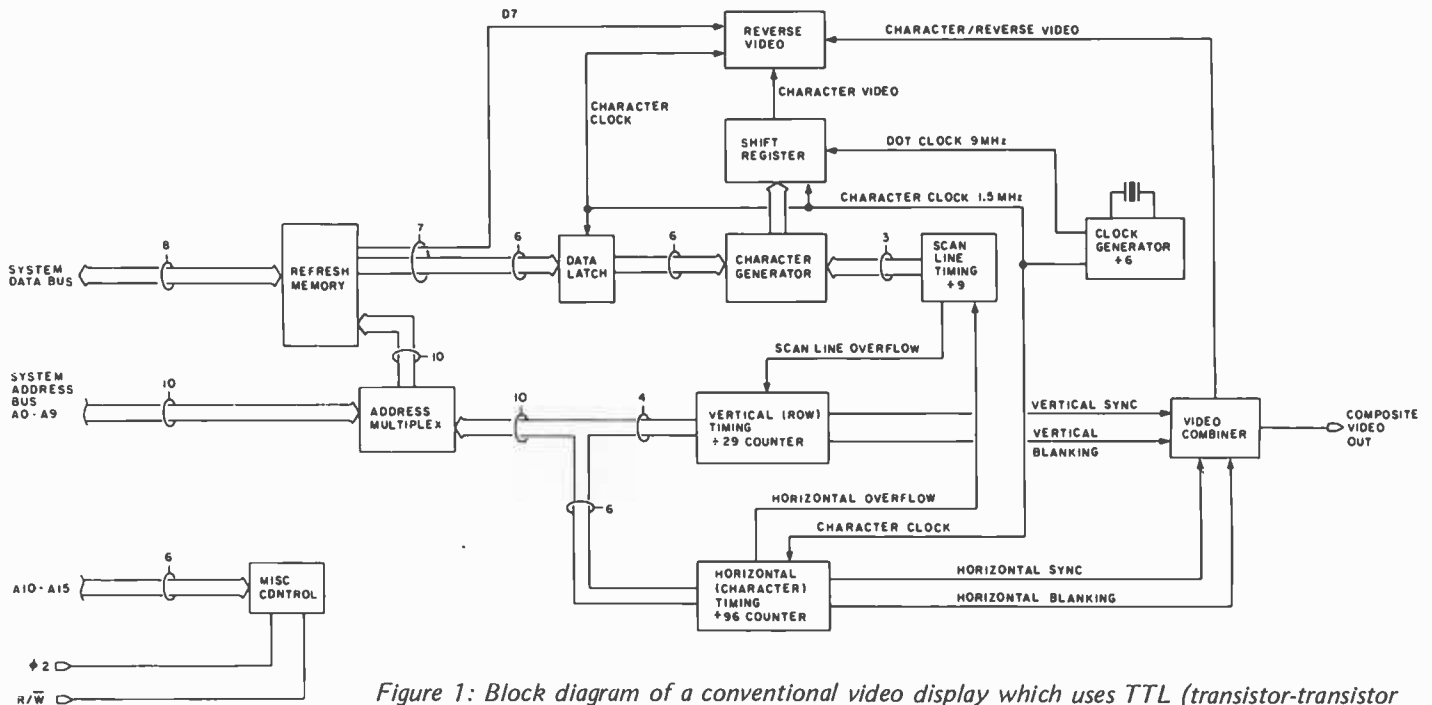


Figure 1: Block diagram of a conventional video display which uses TTL (transistor-transistor logic) integrated circuits.

### A Conventional Display Design

To understand what the single integrated circuit video display controllers do, it is helpful to understand what functions a video




Photo 1: Video display circuit constructed from TTL (transistor-transistor logic) devices. This is the same TTL circuit discussed in the article text.

display circuit must perform, and how those functions can be carried out with conventional TTL (transistor-transistor logic). Figure 1 shows the block diagram of such a display. A total of 32 packages (including the memory and character generator circuits) is required. The design is optimized for a 16 line, 64 character format. It uses the shared memory type of interface to the system. This interface scheme is simpler to implement, and faster for system updates, than the cursor control interface used in TV Typewriter designs, but it does suffer from a "snow" effect when the system updates the display.


A 9 MHz crystal oscillator provides the timing for the entire display. The 9 MHz signal is used to clock the shift register that feeds dots (or pixels) to the video combiner circuit, hence it is called the "dot clock." The character generator is a 5 dots horizontal by 7 dots vertical unit. The dot clock frequency is divided by 6 to allow for the 5 horizontal dots in each character, plus one blank dot space between characters. The dot clock divided by 6 is called the *character clock*, and it controls the transfer of characters between portions of the circuit.

The horizontal timing circuit is driven by the character clock. This circuit counts to 95, then resets itself to 0; therefore there are a total of 96 character intervals in each horizontal scan. The character clock rate of 1.5

MHz (9 MHz divided by 6) yields a character time of  $0.666 \mu\text{s}$ . 96 character intervals per horizontal scan yield a scan time of  $63.94 \mu\text{s}$ , or a frequency of 15,640 Hz, close to the television standard. Of the 96 character intervals, 64 are displayed, and 32 are blanked.

At the end of each horizontal scan, another counter, the scan line counter, is incremented. It counts to 8, then resets itself to 0. Its output is connected to the character generator, to cause the character generator to output the correct line of dots for each scan line. Scan lines 0 and 8 are blank, because the character generator puts out no dots for these lines. There are, therefore, two blank scan lines between rows of characters. When the scan line counter resets to 0, the vertical (row) counter is incremented. The vertical counter counts to 28, then resets to 0. The first 16 counts are used to display character rows, and the remaining 13 are blanked. The 29 rows of nine scan lines each yield a total of 261 scan lines per frame, a vertical scan time of 16.69 ms ( $63.94 \mu\text{s}$  times 261), and a vertical frequency of 59.9 Hz, close enough to 60 Hz to minimize any shimmy problems in the display caused by power supply ripple or magnetic fields.

The addresses supplied to the refresh memory are produced by the horizontal (character) timing and the vertical (row) timing. The vertical address is incremented only when the scan line counter resets, so

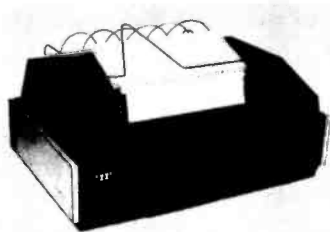


*Photo 2: Printed circuit board from photo 1 after modification. Observe the wiring changes and "kluge board" attached to the back side of the board. The small kluge board contains the Motorola MC6845 video display processor, which has been grafted onto the original circuit. A mirror was used to show front and back sides simultaneously.*

# TELETYPES<sup>®</sup>

**IMMEDIATE DELIVERY**


**MODEL 40 300 LPM PRINTERS**



- Mechanism or complete assembly
- 80-column friction feed
- 80-column tractor feed
- 132-column tractor feed

**FEDERAL Communications Corporation**  
 11126 Shady Trail, Dallas, Texas 75229, (214) 620-0644,  
 TELEX 732211 TWX 910-860-5529

**MODEL 43 TERMINALS**



**INTERFACES**

- EIA-RS232
- Simplified EIA-like interface
- Standard serial interface
- Parallel device interface

**INTERFACES**

- 4310 RO (Receive Only)
- 4320 KSR (Keyboard Send-Receive)
- 4340 BSR (Buffered Send-Receive)

**INTERFACES**

- TTL Serial
- EIA RS232 or DC20 to 60ma
- 103-type built-in modem

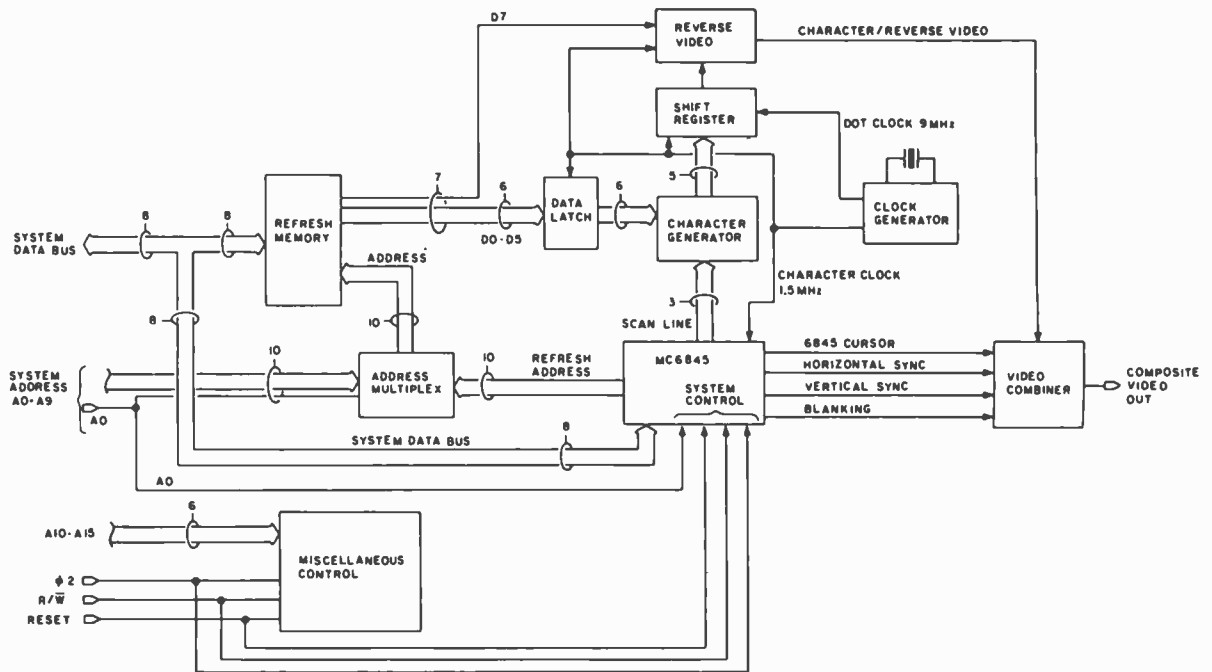


Figure 2: Block diagram of a video display utilizing the Motorola MC6845 video display controller.

that a given row of 64 characters of refresh memory is scanned nine times, in order to "paint" all seven scan lines of the characters, plus two blank lines. When the scan line counter resets, the vertical counter is incremented so that the next row of 64 characters may be scanned. In order to center the display, the vertical sync pulse is produced at about the 22nd character row, and the horizontal sync pulse at about the 80th character interval.

The circuit includes the capability of reversing (ie: converting to black on white) any character with bit 7 (the most significant bit) on. This can be used to highlight blocks of text, or generate a cursor.

Normally the refresh memory is connected to the vertical and horizontal timing circuits through a *multiplexer*, which can be thought of as a 10 pole, 2 position switch. When the processor wants to update the display, control circuitry switches the multiplexer so that the address the processor wants to update is supplied to the refresh memory instead of the address the timing circuits would be supplying. The processor reads or writes the location. The memory output is probably not correct for the display at that moment, so a segment of a different character is substituted for the correct one, producing the snow effect if extensive updates are being performed. The snow can be eliminated by allowing the processor to access the refresh memory only when the display is blanked, but I did not include circuitry for this in my design.

### Using the Motorola MC6845 Display Controller

Figure 2 shows the block diagram of the display redrawn using the Motorola MC6845. The change is not striking. The 6845 has replaced only three blocks, namely, scan line timing, vertical (row) timing, and horizontal (character) timing. The circuit using the 6845 has five fewer packages. The 6845 occupies about the same amount of board space, consumes about the same amount of power, and costs more than the TTL packages it replaces. What have we gained by the replacement? For the person who is perfectly happy with the 16 by 64 TTL design, nothing. However, the advantage of the 6845 lies in its programmability. The characteristics of the display of which it is a part are easily changeable. This means that the same circuit can provide formats other than 16 by 64, such as 25 by 40, 14 by 72, and 12 by 80. The 6845 provides hardware scrolling, a blinking cursor (in addition to the selectable reverse video carried over from the all TTL circuit), support for a light pen, and three interlace options.


The programmability of the 6845 is in one way a slight disadvantage. An initialization program must be run by the system before the display will start up. The TTL version starts displaying immediately upon power-up, although the display will show at first whatever random characters the refresh memory contains at power-up.

Motorola's diagram of the 6845's internal



SSM "BLUE BOARDS"

# The Standard of Value



CBI 8080 CPU Board

If you're looking for outstanding value in S-100 boards you can't afford to overlook the "Blue Boards" from SSM. The best combination of design, quality and price available anywhere. Innovative designs that feature versatility and reliable performance. Quality backed by a strong warranty. And prices that won't let you down.

But value goes beyond the boards themselves. It's reflected in the company that stands behind them. And SSM has been known for unparalleled customer service since the beginning of the personal computing industry.

With one of the broadest product lines in the S-100 marketplace, it's likely that SSM has the board you need. So, if you're looking for value, ask for the "Blue Boards." They're available at over 150 computer stores nationwide and abroad.

Available assembled or as kits.



2116 Walsh Avenue  
Santa Clara, CA 95050 (408) 246-2707

Send for our free brochure and find out why so many hobbyists and OEMs have chosen SSM products.

We used to be Solid State Music. We still make the blue boards.

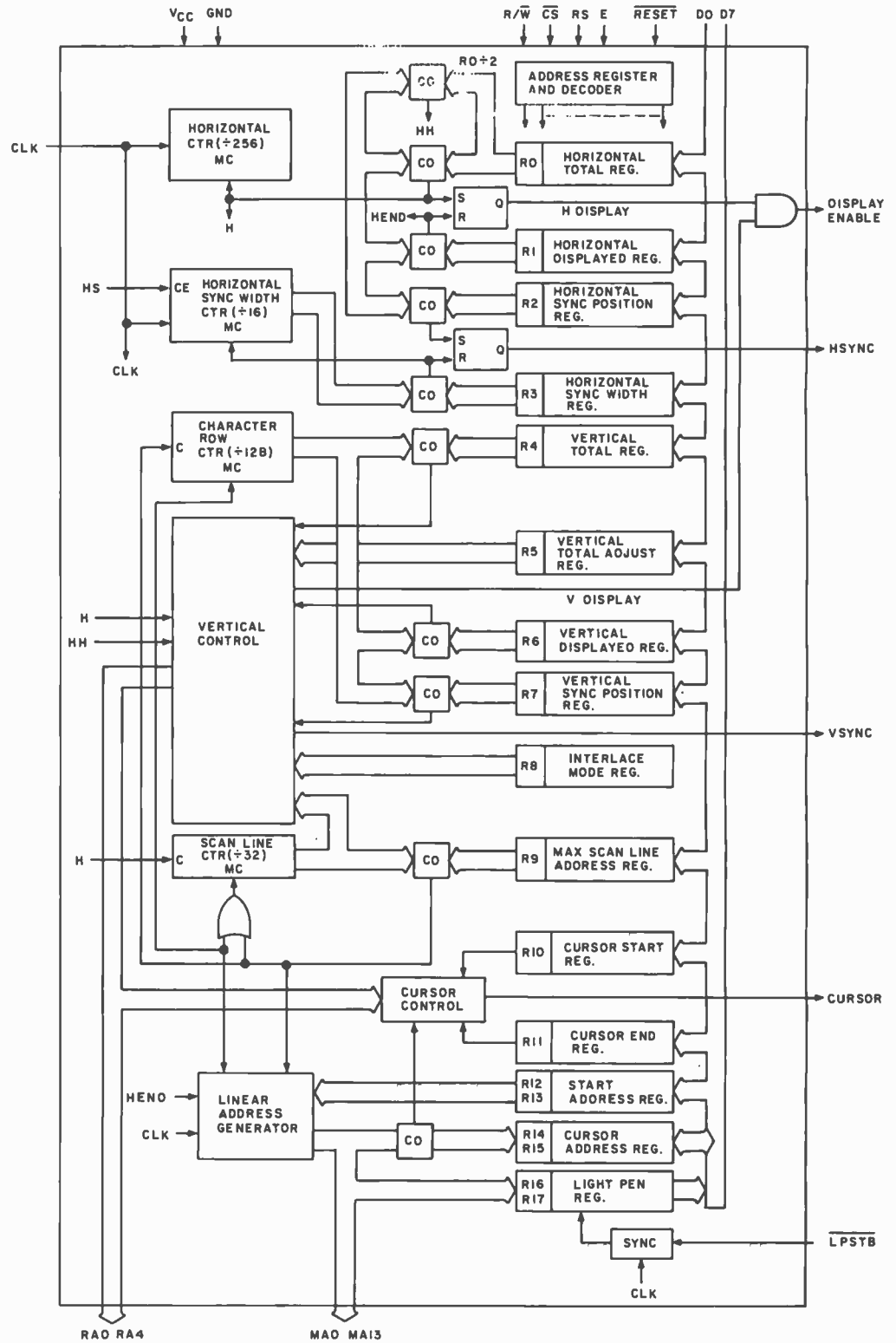


Figure 3: Functional block diagram of the Motorola MC6845 video display controller. Diagram used by permission of Motorola Semiconductor Products, Inc.

structure is shown in figure 3. The characteristics of the display are set by values stored in the 6845's internal registers by a program run on the system processor. Some of the registers are written only once, at system power-up, to establish the format of the display. Other registers are updated periodically as part of normal display usage.

In order for the system to access the

6845's internal registers, the device is connected to the system data bus, the system  $\phi_2$  (phase 2) and R/W (read/write) control lines, to an address decoder, and to address bus line 0. The display now responds to two sets of addresses — 1,024 addresses corresponding to the 1,024 screen positions, and to two additional addresses used to access the 6845's internal registers. I will call

# Build your own microcomputer as you learn computer technology at home.

New from NRI! The Most Complete and Up-to-date Home Study Course Ever Offered

As the microprocessor revolutionizes the computer world and microcomputers appear almost everywhere, NRI brings you a new, convenient, and effective way to keep up with this expanding technology. It's NRI's Computer Technology Course, created and designed exclusively for learning at home in your spare time.

## Featuring NRI's Exclusive Dual Language Microcomputer

NRI goes beyond book learning to give you practical, "hands-on" experience in designing circuitry, interfacing components, programming, and troubleshooting. As you learn, you actually assemble NRI's designed-for-learning microcomputer, incorporating the latest advances in the state of the art. It looks and operates like the finest of its kind, actually does more than many commercial units. But NRI engineers have designed components and planned assembly so it demonstrates important principles, gives you working experience in detecting and correcting problems. And it's yours to keep, put to work in your own home or business.

You also build and keep your own test instruments, including a transistorized volt-ohm meter and CMOS digital frequency counter. And NRI's Discovery Lab<sup>®</sup> broadens your horizons with specialized experiments and theory demonstrations.

## The Proven Way to Learn at Home

You don't have to worry with travel, classes, or time lost from work when you learn the NRI way. As they have for more than 60



years of teaching technical subjects, NRI brings the material to you. You study in your spare time, at your convenience, using "bite-size" lessons that program material into logical segments for easier assimilation. You perform experiments and build equipment using kits we supply. And your personal NRI instructor is always available for consultation should you have questions or problems. Over a million students have already shown the effectiveness of NRI training.

## Choice of Courses

Several courses are available, depending upon your needs and background. NRI's Master Course in Computer Technology starts with the fundamentals, explores basic electronics and digital theory, the total computer world, and the microcomputer. The Advanced Course, for students already versed in electronics and general computers, concentrates on the microprocessor and microcomputer. In both courses, you build all instruments and your own computer.

## Send for Free Catalog... No Salesman Will Call

Get the details on these exciting new courses in NRI's free, 100-page catalog. Shows all kits and equipment, lesson outlines, and full information, including facts on other electronics courses. Mail the coupon today and we'll rush your catalog. No salesman will ever call. Keep up with the latest technology as you learn on your own computer. If coupon has been removed, write to NRI Schools, Computer Department, 3939 Wisconsin Ave., Washington, D.C. 20016.



**NRI Schools**  
McGraw-Hill Continuing  
Education Center  
3939 Wisconsin Avenue  
Washington, D.C. 20016

**NO SALESMAN WILL CALL**  
Please check for one free catalog only.



All career courses  
approved under GI Bill.  
 Check for details.

- Computer Electronics Including Microcomputers
- TV/Audio/Video Systems Servicing
- Complete Communications Electronics with CB • FCC Licenses • Aircraft, Mobile, Marine Electronics
- CB Specialties Course
- Amateur Radio • Basic and Advanced

- Digital Electronics • Electronic Technology • Basic Electronics
- Small Engine Repair
- Electrical Appliance Servicing
- Automotive Mechanics
- Auto Air Conditioning
- Air Conditioning, Refrigeration, & Heating Including Solar Technology

Name \_\_\_\_\_ (Please Print) \_\_\_\_\_ Age \_\_\_\_\_

Street \_\_\_\_\_

City/State/Zip \_\_\_\_\_

Accredited by the Accrediting Commission of the National Home Study Council

170-059

Listing 1: Initialization routine for MC6845 as coded for the 6800 micro-processor.

```

0200 5F          CRTINI  CLR  B           ; INIT REG #
0201 CE 0213    LDX      #TABLE        ; INIT TABLE PTR
0204 F7 E800    CRTLP   STA  B           ; STORE REGISTER NUMBER
0207 A6 00      LDA  A           ; GET TABLE VALUE
0209 B7 E801    STA  A           ; STORE IN REGISTER
020C 08        INX           ; NEXT TABLE VALUE
020D 5C        INC  B           ; NEXT REGISTER NUMBER
020E C1 10     CMP  B           ; LAST REGISTER?
0210 26 F2     BNE          CRTLP      ; REPEAT IF NOT LAST
0212 39        RTS           ; RETURN TO CALLER
0213          TABLE  FCB  $5E,$40,$4D,$08
0217          FCB  $1C,$02,$10,$16
0218          FCB  $00,$08,$40,$08
021F          FCB  $00,$00,$00,$00

```

Listing 2: Initialization routine coded for the 6502 microprocessor.

```

0200 A2 00      CRTINI  LDX  #0           ; INIT REG AND TAB PTR
0202 8E 00 E8   CRTLP   STX  CRTC        ; STORE REGISTER NUMBER
0205 BD 11 02   LDA  TABLE,X        ; GET TABLE VALUE
0208 8D 01 E8   STA  CRTC+1        ; PUT VALUE IN REGISTER
020B E8        INX           ; NEXT REGISTER
020C E0 10     CPX  #16           ; LAST?
020E D0 F2     BNE          CRTLP      ; REPEAT IF NOT
0210 60        RTS           ; RETURN TO CALLER
0211          TABLE  .BYTE $5E,$40,$4D,$08
0215          .BYTE $1C,$02,$10,$16
0219          .BYTE $00,$08,$40,$08
021D          .BYTE $00,$00,$00,$00

```

Photo 3: Display generated by MC6845 controlled circuit. The 12 line by 80 character format is shown. Parameters illustrated are values placed in 6845 registers by program executing on the main system processor. A 10.275 MHz crystal is used to correct for severe overscan in the author's monitor.

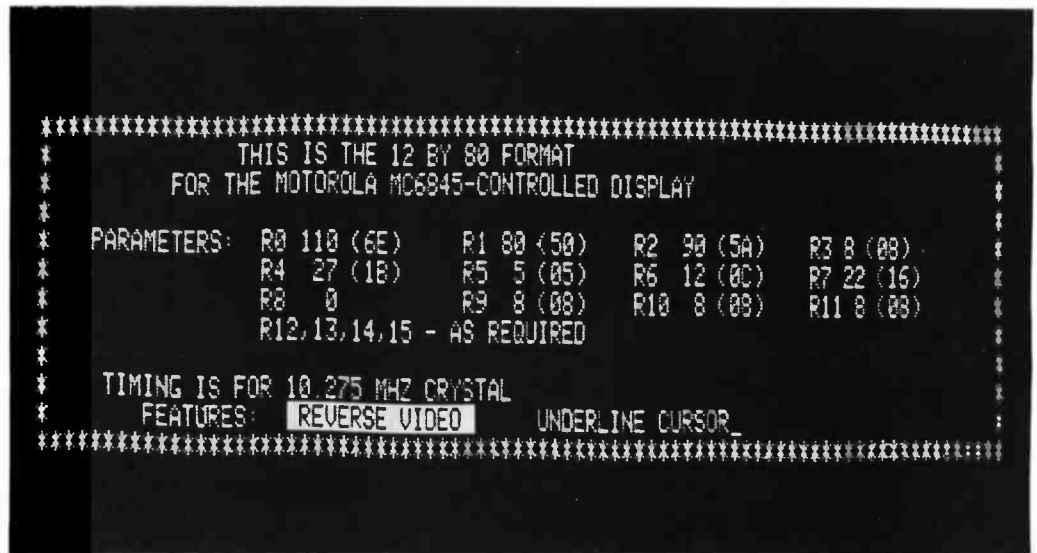
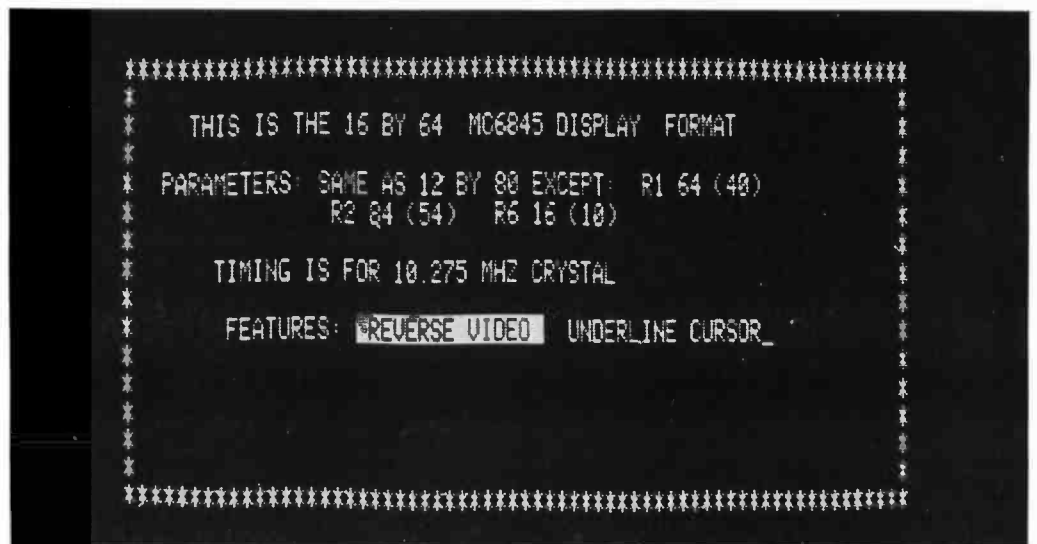


Photo 4: MC6845 circuit generated display using 16 line by 64 character format. Parameters shown and referenced are correct for 10.275 MHz crystal, which was left in place after demonstrating 12 by 80 format. See table 2 for parameters appropriate for 9.0 MHz crystal.



these latter addresses X and X+1; with the 6845's RS (register select) line connected to system address line 0 (the least significant bit), these will be consecutive addresses.

The first address, X, is the 6845's "pointer" register, which determines which register is accessed through address X+1. To write to a particular register, store the register number at X, and the desired value at X+1. A routine to initialize the 6845 coded for the 6800 is shown as listing 1, and a version for the 6502 as listing 2. The 6502 version is slightly shorter, because the 6502's X register can be used both as a table pointer and as the 6845 register number.

Table 2 summarizes the function of each register and the values to be programmed into each register for three formats: 16 lines by 64 characters, 25 by 40, and 12 by 80. The detailed function of each register and the calculation of the values for the 16 by 64 format are as shown in the following seventeen examples.

**R0 Horizontal total.** This register is programmed with one less than the total number of character intervals in a horizontal scan. A value of 94 provides for a total of 95 character intervals. This produces slightly better overall timing than the value of 96 character intervals used in the TTL circuit. The horizontal scan time is  $95 \times 0.666 \mu\text{s} = 63.27 \mu\text{s}$ , for a frequency of 15,800 Hz.

**R1 Horizontal columns displayed.** A value of 64, equal to the number of characters displayed, is used.

**R2 Horizontal sync position.** A value of 77 specifies that the horizontal sync pulse is to start at the 77th character position. This value centers the display on my particular monitor, but may be varied as needed for other monitors.

**R3 Horizontal sync width.** This is specified in number of character intervals. A value of 8 yields a sync pulse width of  $5.33 \mu\text{s}$ , close to the television standard.

**R4 Vertical total.** This register is programmed with one less than the total number of character rows. A value of 28 specifies 29 character rows.

**R5 Vertical total adjust.** This register allows adding additional scan lines to the vertical display time to trim the vertical scan frequency, if required to bring it close to the power line frequency (to minimize display "shimmy"). A value of 2 is used here.

**R6 Vertical rows displayed.** This register is programmed with the number of character rows to be displayed, 16.

**R7 Vertical sync position.** A value of 22 specifies that the vertical sync pulse is to be produced at the 22nd character row, which centers the display on my monitor. Other monitors may require a slightly different

Register	Function	Value for 16 by 64	25 by 40	12 by 80
R0	horizontal total	94 (5E)	—	110 (6E)
R1	horizontal cols. displayed	64 (40)	40 (28)	80 (50)
R2	horizontal sync position	77 (4D)	66 (42)	90 (5A)
R3	horizontal sync width	8 (08)	—	—
R4	vertical total	28 (1C)	—	27 (1B)
R5	vertical total adjustment	2 (02)	—	5 (05)
R6	vertical rows displayed	16 (10)	25 (19)	12 (0C)
R7	vertical sync position	22 (16)	27 (1B)	22 (16)
R8	interlace mode	0 (0)	—	—
R9	maximum scan line	8 (08)	—	—
R10	cursor start	64 (40)	—	—
R11	cursor end	8 (08)	—	—
R12	refresh start address (high order)	0*	—	—
R13	refresh start address (low order)	0*	—	—
R14	cursor address (high order)	0*	—	—
R15	cursor address (low order)	0*	—	—
R16	light pen (high order)	**		
R17	light pen (low order)	**		

Table 2: Appropriate values to be stored in internal registers of MC6845 for several display formats. The decimal representation is given first, and the hexadecimal representation follows in parentheses. The values marked by one asterisk (\*) may be updated during display usage. The positions marked by two asterisks (\*\*) are for a light pen; this design does not provide for a light pen. The values given for the 12 line by 80 character format should be used with a 10.275 MHz crystal. The values for the 16 by 64 and 25 by 40 formats are specified for a 9.0 MHz crystal.

Value Stored in R10 (decimal)	Result
0	nonblinking reverse block
8	nonblinking underscore
32 or 40	no cursor
64	fast blinking reverse block
72	fast blinking underscore
96	slow blinking reverse block
102	slow blinking underscore

Table 3: Summary of cursor options for Motorola MC6845. To produce results shown in table, a value of 8 must also be stored in R11.

value. The vertical sync pulse width is not programmable, as is the horizontal sync pulse width. It is fixed at 16 scan line times.

**R8 Interlace mode.** This register is programmed with 0, specifying no interlace (equivalent to the TTL circuit). Two other interlace modes are available, as mentioned previously, but these require a long persistence phosphor (P39) monitor.

**R9 Maximum scan lines.** This register



Photo 5: Display demonstrating 25 line by 40 character format, again produced by the MC6845 circuit. As before, see table 2 for 9.0 MHz crystal parameters.

is programmed with the maximum scan line number that is to be presented to the character generator, and is 1 less than the number of scan lines per character row. A value of 8 causes the counter to run from 0 to 8, then back to 0. This produces a total of nine scan lines per character row. Using this number along with the others specified above, the resultant vertical timing is: 29 rows (R4) X nine lines per row (R9) = 261 scan lines. 261 scan lines + two lines extra (R5) = 263. Now, 263 X 63.27  $\mu$ s per scan line = 16.64 ms per vertical scan, or a frequency just under 60.1 Hz, again close to the power line frequency. (Other values could be used to adjust the vertical frequency to 50 Hz, the common power line frequency in other countries.)

R10 and R11 Cursor start and end. These registers specify the format of the cursor. The values of 64 for R10 and 8 for R11 generate a cursor which is a blinking reverse video block covering the entire character. For discussion of other cursor options see the section entitled "Cursor Generation."

The above registers are write only. Values may be stored in them, but not read back. These registers are generally written to only once (when the system is first powered up) to establish the characteristics of the display.

R12 and R13 Refresh start address. These

registers are the high order six bits (R12) and low order eight bits (R13) of a 14 bit refresh address counter. For a nonscrolled display, these are initialized to 0. For a scrolled display, these registers will be updated periodically; since they, too, are write only, copies of them must be maintained by the processor. More information on the use of these registers is given in the section on scrolling.


R14 and R15 Cursor location. These registers are the high order six bits (R14) and low order eight bits (R15) of the location at which the cursor is to be displayed. When the refresh address output by the 6845 equals the cursor address, a cursor output signal is activated, subject to the constraints placed on the cursor by values placed in R10 and R11. More information on cursor generation is in a later section of this article. R14 and R15 are in principle readable as well as writeable, but unless proper buffering is provided for the 6845, they cannot be read. The circuit presented in the next section does not have the proper buffering, so these registers are treated as if they were write only, and copies are maintained by the processor.

R16 and R17 Light pen. These read only registers capture the refresh memory address at the instant a pulse is received from an external light pen. The processor can thereby calculate where on the display screen the operator is pointing the light pen. I provide no circuitry to support this feature of the 6845.

#### Display Design Description

Figure 4 shows the schematic of the display using the Motorola MC6845. The MC6845 being a MOS device (limited in counting speed to about 3 MHz), the higher speed dot and character clock circuits are still TTL. These are the high-speed timing functions mentioned previously. They must be implemented with external TTL packages on the Intel and SMC parts as well. The National display controller includes the dot clock crystal oscillator and the character clock divider on the chip.

IC10 is a 9 MHz crystal oscillator. IC9 and IC7a divide this by 6 to produce the character clock. IC9 counts from 0 to 5; when it reaches 5, the output of IC7a goes low, conditioning IC9 to reset itself on the next clock pulse. Two variants of the character clock are used. The output of IC7a goes high when IC9 goes from 5 back to 0, and a rising edge clock pulse is needed for IC2, IC4, and IC5. A falling clock is needed for IC1 and the 6845. Furthermore, the clock supplied to IC1 must be high a minimum of 220 ns, and low a minimum of 160



32K Board Pictured Above

# New RAM Prices.

## From The Dynamic Memory Company.

16K—\$249      32K—\$375  
48K—\$500      64K—\$625

Ever since we started making these memory boards over a year ago we have continued to lower our prices to stay competitive. Due to your confidence in us, we are again able to lower our prices! Our reliability has been proven by months of superior performance in thousands of installations. Our low-power boards are being used by quality-minded systems manufacturers across the country and overseas.

### 4MHz boards now available.

After receiving hundreds of requests, our engineering staff has come up with a new version of our board which runs on 4MHz Z-80 systems. It wasn't easy to come up with a high speed board which would operate as reliably as our 450ns version, but after months of careful design and testing, we did it. The price of the 250ns board is \$10 per 16K additional.

### All of our features remain.

Our boards didn't become great sellers only because of the price. We still offer you our deselect feature which allows our RAM to overlap with any fixed memory areas in your system. Also, the RAM area of our board is fully socketed so that you can expand the board yourself.

Other standard features include: plug selectable addressing on 16K boundaries (shorting plugs are placed over wire-wrap pins to address the board — located on the top of the board for easy changes), S-100 and Z-80 compatibility and totally invisible refresh — no wait states.

### Fully assembled, tested, and guaranteed.

All of our boards go through a rigorous testing procedure. They are then placed on burn-in running a series of memory tests to detect any other possible faults. After you receive the board, you are backed by us with a one year warrantee.

### Low power consumption keeps your computer from "losing its cool."

The total power consumption of our 16K board is typically less than 4 watts (+8V @ 300ma, +16V @ 150ma and -16V @ 20ma). Boards with additional memory typically increase power consumption only 1 watt per 16K!

### Standard S-100 Interface.

Our board is designed to interface with any standard S-100 CPU. All of the timing of the board is independent of the processor chip, and the board is set up for different processors by changing two plugs on the board.

### Contact your local dealer.

To find out more about our RAM boards, contact your local dealer. If he is unable to help you, call or write us for a fast response. Central Data Corporation, 1207 North Hagan Street, Champaign, IL 61820. (217) 359-8010

**Central Data**

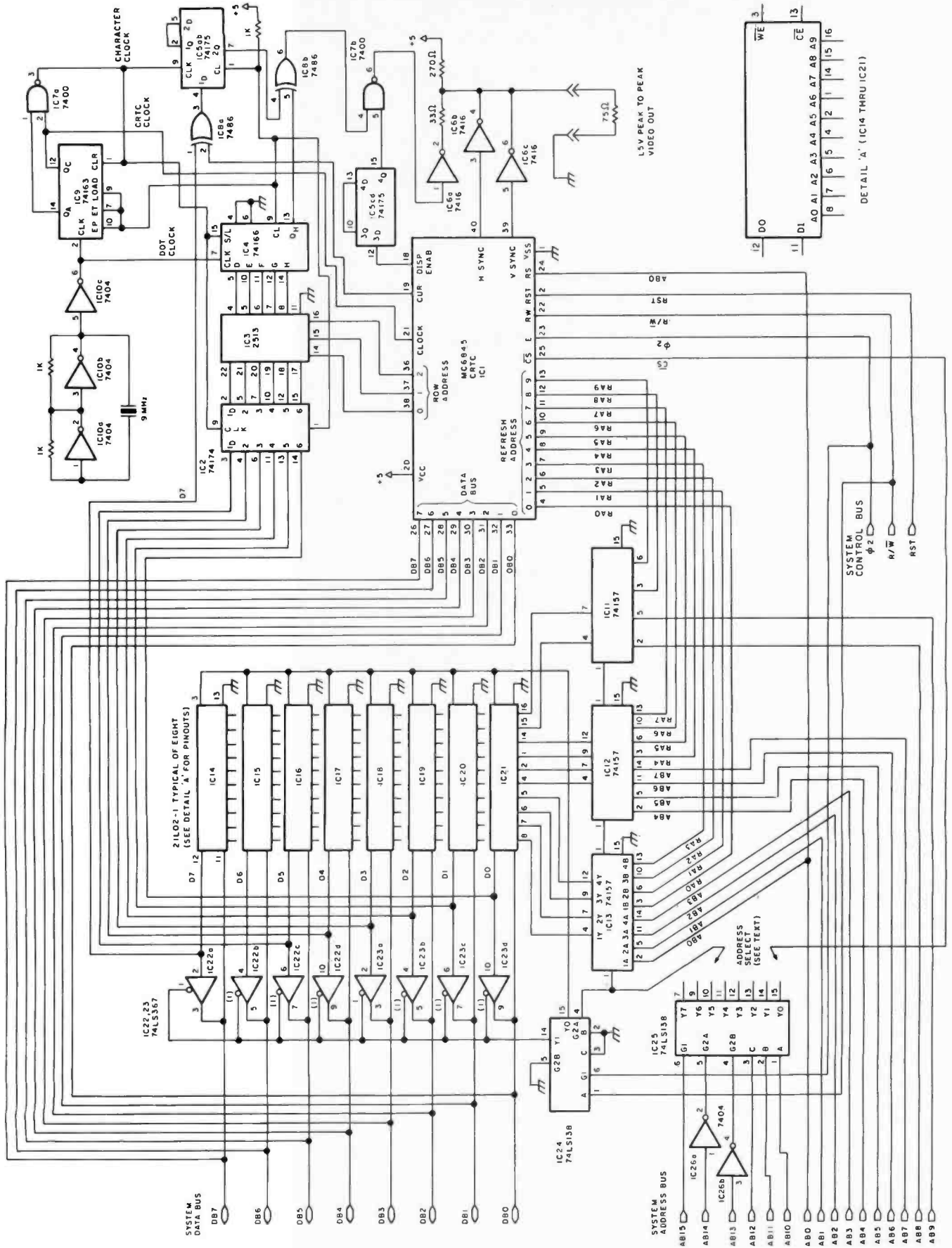


Figure 4: Schematic diagram of display circuit incorporating the MC6845 device. All integrated circuits except IC6 may be low power Schottky (LS) type.



# NEW!



**WHY CUT?  
WHY STRIP?  
WHY SLIT?**

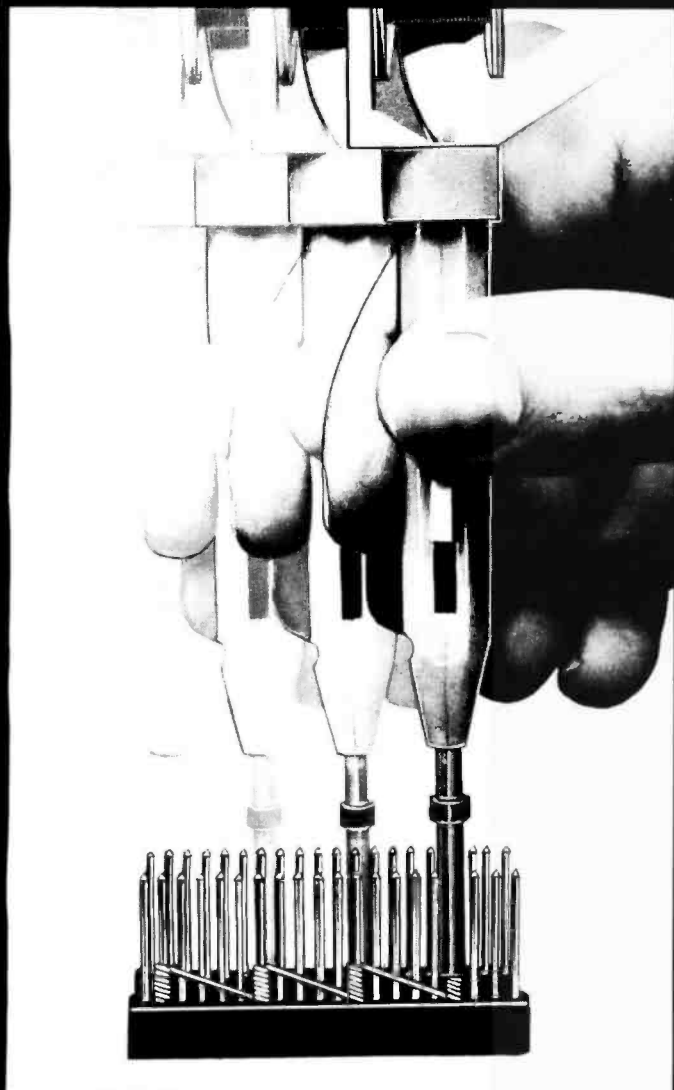
**WHY NOT...**

# JUST WRAP™

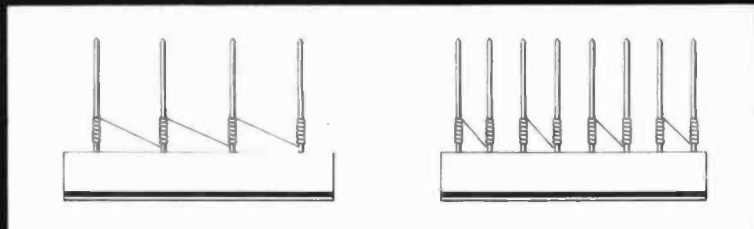
U.S.A.  
FOREIGN  
PATENTS  
PENDING

- AWG 30 Wire
- .025" Square Posts
- Daisy Chain or Point To Point
- No Stripping or Slitting Required
- ....JUST WRAP™....
- Built In Cut Off
- Easy Loading of Wire
- Available Wire Colors:  
Blue, White, Red & Yellow

**\*\$14.95**



JUST WRAP TOOL WITH ONE 50 FT. ROLL OF WIRE		
COLOR	PART NO.	U.S. LIST PRICE
BLUE	JW-1-B	\$14.95
WHITE	JW-1-W	14.95
YELLOW	JW-1-Y	14.95
RED	JW-1-R	14.95
REPLACEMENT ROLL OF WIRE 50 FT.		
BLUE	R-JW-B	2.98
WHITE	R-JW-W	2.98
YELLOW	R-JW-Y	2.98
RED	R-JW-R	2.98



DAISY CHAIN

POINT TO POINT



MACHINE & TOOL CORPORATION 3455 CONNER ST., BRONX, N.Y. 10475 (212) 994-6600/TELEX 125091

\*MINIMUM BILLING \$25.00 / AD SHIPPING CHARGE \$2.00 / NEW YORK CITY / STATE RESIDENTS ADD APPLICABLE TAX.

Number	Type	+5 V	GND	-12 V	-5 V
IC1	MC6845	20	1		
IC2	74174	16	8		
IC3	2513	24	10	1	12
IC4	74166	16	8		
IC5	74175	16	8		
IC6	7416	14	7		
IC7	7400	14	7		
IC8	7486	14	7		
IC9	74163	16	8		
IC10	7404	14	7		
IC11	74157	16	8		
IC12	74157	16	8		
IC13	74157	16	8		
IC14	21L02-1	10	9		
IC15	21L02-1	10	9		
IC16	21L02-1	10	9		
IC17	21L02-1	10	9		
IC18	21L02-1	10	9		
IC19	21L02-1	10	9		
IC20	21L02-1	10	9		
IC21	21L02-1	10	9		
IC22	74LS367	14	7		
IC23	74LS367	14	7		
IC24	74LS138	16	8		
IC25	74LS138	16	8		
IC26	7404	14	7		

Table 4: A power pin table for the circuit in figure 4.

ns. The output of IC7a is of the wrong phase and is low for only 110 ns. Fortunately, the C output of IC9 is high for 220 ns (during counts 4 and 5), so it is used as the 6845 clock.

The 6845 presents the address of a character for refreshing the display to the memory. The memory then presents the character to the latch, IC2. The character in IC2 is then presented to the character generator, IC3. The dots for the specified scan line of the character are presented to the shift register, IC4, and shifted out at the dot clock rate to produce the video signal.

#### The 2 Character Pipeline

There is effectively a 2 character pipeline – one character being accessed from the refresh memory, and one character (actually one row of dots from a character) being accessed from the character generator. The two 6845 signals, *cursor* and *display enable*, must be delayed two character intervals by sections of IC5 to accommodate the pipeline effect. *Display enable* is low whenever the display is to be blanked. This includes the regions below, above, to the left, and to the

right of the active display area. *Cursor* is high when the current refresh address matches the value programmed into the cursor address register pair (R14 and R15). Bit 7 of the character, the 6845 *cursor* signal, and the video signal from the shift register are combined in such a way that bit 7 being on causes reversal of the video for one character interval (changing white-on-black characters to black-on-white, or vice versa), and the 6845 *cursor* signal being on causes another reversal. Assuming the cursor has been so programmed, it can be distinguished from ordinary reversal because it will blink.

One timing consideration must be borne in mind when the MC6845 is used. The counter used in the all TTL circuit has negligible delay (20 ns) compared to the display character time (666 ns). The MC6845, being a metal oxide semiconductor device, is considerably slower, with a delay of as much as 160 ns. This delay time must be subtracted from the character time when specifying the refresh memory access time. The refresh memory integrated circuits specified in the design are “-1” suffix types (500 ns maximum access time) so the timing is satisfactory.

On the schematic diagram (figure 4), IC26 (74LS138) and IC27 (7404) are connected such that IC27 is enabled for the uppermost 8 K bytes of processor memory address space (hexadecimal E000 thru FFFF). Other connections of IC26's enable inputs (pins 4, 5, and 6) to the address lines, with or without sections of IC27, as required, can allow enabling for any 8 K memory address segment. Selection of a particular 1 K byte segment for the refresh memory is accomplished by connecting the refresh memory select line to a particular output of IC26. The CS (chip select) line from IC1, the 6845, is connected to another of the outputs of IC26. This allocates an entire 1 K byte segment to the 6845, whereas it needs only two addresses. More integrated circuits could be added to refine the decoding for the 6845 and eliminate the wasted address space.

#### Cursor Generation

The MC6845 provides several options for the generation of a cursor. Registers R10 and R11 control the format of the cursor, and R14 and R15 control its position. The low order five bits of R10 (bits 0 thru 4) specify the scan line on which the cursor is to start, and R11 specifies the scan line on which the cursor is to end. If R10 bits 0 thru 4 are all equal to 0, and R11 is 8, the cursor will occupy lines 0 thru 8, or the entire character. Using the circuitry presented earlier, the cursor becomes a block

# POWERFUL INTERFACES

## TRS-80\* EXPANDOR INTERFACE

MODEL EI-80K (KIT) - \$329.00  
MODEL EI-80A (ASSEM.) - \$349.00

- 32K high speed 250NS memory.
- Disc controller which controls mini or 8" floppies.
- RS-232 Port.
- Parallel Port
- Self contained heavy duty power supply. Plugs directly into rear of TRS-80\* keyboard. Comes in attractive cabinet. **Twice the value for what you would spend for a TRS-80\* expansion interface.**

## TRS-80\* MASTER CONTROL CONSOLE

MODEL MCC-K (KIT) - \$129.95  
MODEL MCC-A (ASSEM.) - \$159.95



**A COMPLETE COMMAND CENTER FROM YOUR KEYBOARD OR FROM ANY LEVEL II OR DISC BASIC PROGRAM.** Turn on bells, sprinklers, sense fire and burglar alarm, anything that needs a switch can be controlled by the command center.

- **16 OUTPUT LINES:** With 8 relays, SPST, and 8TTL diode protected signals.
- **16 OUTPUT LINES:** 8 lines with OPTO-COUPLEDERS and 8 TTL diode protected.
- **FULL LED PANEL:** For status indicators of all control lines.
- **COMPLETE WITH CABINET:** Has attractive sloping cabinet.
- **FULLY HEAVY DUTY POWER SUPPLY:** Contains power supply. No external power needed.
- **EASY CONNECTION:** Plugs into TRS-80\* expansion port edge card rear of keyboard or between keyboard and expansion interface.
- **2-EDGE CONNECTORS:** 2-additonal expansion 40 pin edge connectors.
- **NEEDS NO SOFTWARE:** Operates from OUT and IN statements from BASIC or machine code statements. Example: (Out 5, 1=turn on switch 5. Out 5, 2=turn off switch 5, etc.)
- **COMPLETE MANUAL AND SAMPLE PROGRAMS:** Comes with comprehensive manual and sample programs.

\*TRS-80 is a trademark of Tandy Corp.

## S-100 BUS MASTER CONTROL CARD

MODEL MCC-100K (KIT) - \$159.95  
MODEL MCC-100A (ASSEM.) - \$189.95

### TURN IT ON....TURN IT OFF

Now you can control the outside world plus sense its status and its functions. 16 output and input lines. Turn on those bells, activate burglar alarms, etc.

- **16 OUTPUT AND INPUT CHANNELS:** 16 output channels with SPST relay on each. Opto-couplers on each one of the input channels.
- **EASY PORT ASSIGNMENT:** Port assignment is made via DIP SWITCH. In addition this board features our "ALL HARDWARE" software match setting features. You are able to select and set status, its parity to match any software configuration. No need to change the software to match the board.
- **SIMPLE OPERATION:** Turning off the relays is commandable by addressing a port, plus turning a bit on or off. Sample: You're in basic and you want to turn on switch 16. You would write out 3, 16. This turns on switch 16. To turn it off you would write out 4, 16 and off it is.
- **HIGH QUALITY:** The highest quality parts are used. The P.C. board is double sided with plated through holes, solder mask and silk screened legend.
- **FULL DOCUMENTATION:** A complete manual of operation and assembly is included.

## TRS-80\* DISC CONTROLLER MODULE

MODEL DCM-80K (KIT) - \$159.95  
MODEL DCM-80A (ASSEM.) - \$189.95  
Option available: 1) 16K RAM Kit, high speed 250 NS with purchase of board - Special \$85.00.

- Has provisions for 16K memory.
- Will control mini or 8" floppies.
- DOS operating system included.
- Plugs directly into rear of TRS-80\* keyboard.
- Complete with power supply in attractive cabinet.

## S-100 8K STATIC 250NS RAM MEMORY CARD

MODEL 8K-100K (KIT) - \$119.95  
MODEL 8K-100A (ASSEM.) - \$139.95

- Fully buffered address, control and data lines.
- Memory protect and unprotect.
- Power on clear.
- Bank select feature for selection to any 64K quadrant.
- Battery backup.
- Will run with any Z-80 Microprocessor without need of wait states.
- S-100 BUS power requirement 1.4 amps.



# WORLD POWER SYSTEMS, INC.

1161 N. El Dorado Place, Suite 333, Tucson, Arizona 85715  
24 Hour Order Phone No: 602-886-2537

of reverse video. If the value 8 is stored in R10 bits 0 thru 4 (ie: bit 3 is on) and in R11, the cursor occupies only line 8. Hence it becomes an underscore. If values other than these are used, only a portion of the character is reversed. I have found that partial reversal makes characters difficult to read, so the only values I consider usable are (0, 8) and (8, 8).

Bits 5 and 6 of R10 control cursor blinking. If bit 5 is on and bit 6 is off, the cursor is not displayed at all. This can be used to blank the cursor to indicate the system is not accepting keyboard input. If bit 6 is on, the cursor will blink. If bit 5 is off, the blink rate is about four times per second. If bit 5 is on, the blink rate is about two times per second.

### Scrolling

*Scrolling* is the management of a video display in the following way. New data is entered on the bottom line of the display. When the bottom line is full, the entire display is moved up one line. In the process, the top line, containing the oldest data, may be discarded, or if the display memory is larger than the portion displayed on the screen, the old display data may temporarily

be kept. In the latter case, the display could be scrolled down as well as up, and the display screen could act as a moveable "window."

The data movement necessary to implement scrolling could be done by a processor program. In fact, it must be done by the processor in the case of the all TTL display design, for there is no provision for hardware scrolling in that design. A program loop to perform scrolling on a 1,024 character screen might take from 15 to 20 milliseconds on a 6502 or 6800 processor. If the source of data to the screen was a serial communications line operating at 1200 bits per second (assume the system is emulating a terminal), the time between characters is only about 8 ms, not long enough to perform a scrolling operation. (An interrupt-driven program could be written to handle both scrolling and receiving of characters from the line, but this would be complex).

The 6845 does provide scrolling because its refresh start address is programmable, and may be updated whenever necessary. Up to this point, I've used the term *scrolling* to mean "line scrolling" where data is moved around as complete lines. In this case, the refresh start address of the 6845 would be updated in increments of 64 (for the 64 character line length).

However, scrolling can be done by individual characters. If the refresh start address is incremented by one, each character in each line moves one position left, and the first character of each line moves to the last position of the previous line. Also, if the display memory is at least twice as large as the display screen, scrolling could be done by page, in which case the refresh start address would be updated by 1,024 each time (again assuming the 16 by 64 format). Since the 6845 can address up to 16 K (16,384) bytes, the refresh memory could contain up to 16 pages of data, and scrolling could be done by line or page.

The design I have presented here has a refresh memory the same size as the display screen. It uses scrolling to enter new data on the bottom line of the display, and the top line is discarded when it is displaced. An example of how such scrolling operations might be done is shown in figure 5. Figure 5a shows how the display would be initialized. The 6845 is initialized with a refresh start address of 64 (decimal). The 6845's refresh address counter runs to 1,023 at the end of the 15th line, then continues with 1,024 and up to 1,087 at the end of the 16th and last line. Since only ten of the 6845's 14 refresh address lines are connected to the refresh memory, a *wraparound* occurs — the address 1,024 is equivalent (in

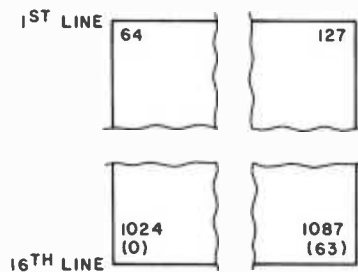


Figure 5a: Initialization for a scrolled display. Refresh addresses are shown. The differing value given in parentheses is that perceived by the refresh memory, due to wraparound.

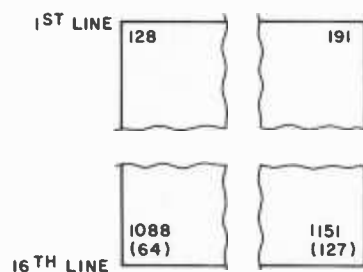


Figure 5b: Refresh addresses calculated after one scrolling operation.

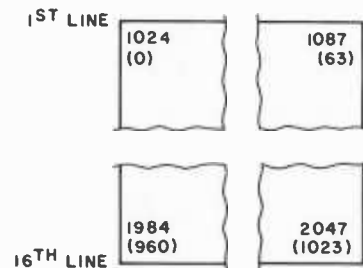


Figure 5c: Refresh addresses of last scrolling operation before the processor memory reference must be reset to 0.

the refresh memory's perception) to 0. Hence the last line of the display starts at a memory address of relative 0, from the processor's point of view. For example, if the display memory were located at processor hexadecimal addresses E000 thru E3FF, the last line of the display would start at E000.

The procedure to perform a scroll operation is as follows: increment the refresh start address by 64, update the cursor address, and prepare the processor to store new data at refresh memory locations 64 thru 127 (relative to the actual processor starting address; for the example given above, the addresses would be E040 thru E07F). Figure 5b shows the result of this scroll operation.

All addresses are incremented by 64 for each new line until the situation shown in figure 5c prevails. In order to perform another scroll operation, the processor memory address must be reset to relative 0 (E000 as above), but the 6845 refresh start address can continue to be incremented; it needn't be reset. It will eventually wrap around itself.

Note well that the cursor address register is a 14 bit register, as is the refresh start address register. All 14 bits of the cursor address must match a refresh address displayed on the screen for the cursor to be displayed. The range covered by the refresh address is determined by the refresh start address and the number of characters on the screen. If the cursor address is outside of this range, no cursor will be generated by the 6845.

Scrolling in the case of a 12 line by 80 character format (where neither of the dimensions is a power of 2) is more complicated. As shown in figure 6a, the 6845 is initialized with a refresh start address of 144, so that, at the beginning of the 12th line, the 6845 outputs the address 1024, which is equivalent to memory address 0. In figure 6b a single scroll operation has been performed. All values have been incremented by 80. So far, everything is just like the 16 by 64 case, except for the increment value. In figure 6c, the last "simple" scroll has occurred, and things get more complicated from this point. In figure 6d the result of another scroll operation is shown. Again, all values have been incremented by 80, but as can be seen, memory wraparound occurs within the display line. In the 16 by 64 case, wraparound always occurs between lines, and it is relatively easy for a processor program to deal with. In the 12 line by 80 character case, the processor program must be aware that wraparound can occur with a line, and it must act accordingly.

## Device Availability

The SMC 5027 and the Intel 8275 (along with its associated 8257 controller) have been available for some time from computer hobbyist vendors. The 5027 was originally priced at about \$50, but may be available for less than that now in view of increasing competition. The Intel 8275 and 8257 pair are available for under \$100. The Motorola MC6845 is available from regular electronics distributors. It usually costs about \$30. The National DP8350 is the most recently announced of the four parts, so its price and availability may still fluctuate.

There are other video display controllers besides the four I have covered in this article. There will probably be even more announced by the time it is published — and prices can be expected to fall as competition heats up. ■

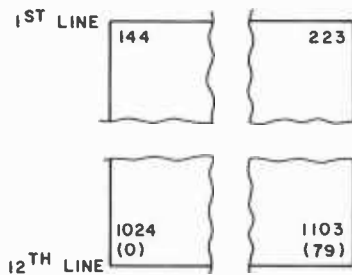


Figure 6a: Address initialization for a 12 line by 80 character display.

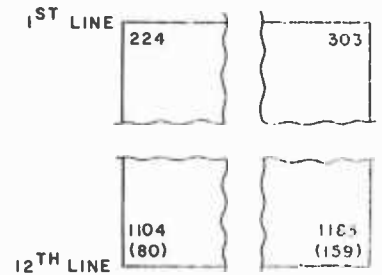


Figure 6b: Addresses in a 12 by 80 display following one scroll operation.

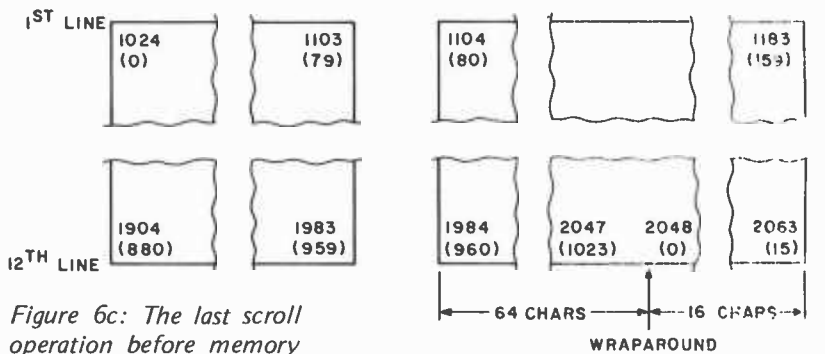


Figure 6c: The last scroll operation before memory wraparound occurs.

Figure 6d: Memory wrap-around. All values have been incremented by 80, but wraparound occurs within the display line. In the 12 line by 80 character format, the processor program must take special action at this wraparound event.

*Text continued from page 12:*

have publications in which geographic coordinates for data base construction exist in both tabular and graphic form. Though somewhat tedious, tabular data can be keyed into the computer easily and saved in mass storage. If you have access to a graphics pad input device, you can quickly extract data directly from existing maps.

It should be pointed out that the companies which produce maps commercially guard their data bases jealously, since they are the products of much research and expense. They thoroughly disapprove of someone using their own data to go into business against them. Most commercial geographical publications contain a copyright notice which warns against such use, and the following notice from a recent *Rand McNally Road Atlas* is typical:

"Reproducing maps, tables, text, or any other material which appears in this publication by photocopying, by *electronic storage and retrieval*, or by any other means is prohibited." [Italics mine.]

Normally, one is not precluded by the copyright law from extracting copyrighted information for personal use, and it would seem that as long as you did not distribute or use the material commercially there would be no problem, but this is not a *legal* opinion. If you have any qualms about this, you might stick, as I have, to government publications and maps for source materials. The United States government puts out a seemingly endless supply of geographic publications covering all parts of the world, so there is no scarcity of data from this source.

An easier way to go about setting up a data base is to obtain a ready-made one. You can buy one from a commercial establishment or from an individual (expensive, in either case), or you might be able to get one free from a government agency or a university. There are so many different data bases in existence that it is best for you to first decide exactly what you need, then directly contact the agencies that would be most likely to have what you want.

Many observatories, including university observatories, have extensive data bases for astronomical uses, free for the asking. As far as government agencies are concerned, your best bets are with the National Oceanic and Atmospheric Administration (6010 Executive Blvd, Rockville MD 20852), the National Technical Information Service (Room 620, 425 Thirteenth St NW, Washington DC 20004), and the US Geological Survey

(National Center, 12201 Sunrise Valley Dr, Reston VA 22092). These agencies have many kinds of data bases, covering all parts of the world. Depending upon what you need, there may or may not be a charge for the material.

One drawback to obtaining data bases from agencies such as these is that they may not be in a format that you can use directly. For example, you may find that the data you need is available only on standard 7 or 9 track computer tape, and you will have to find a way to read it and convert it into a format you can use.

### Sample Mapping Programs

The field is so broad that it is impossible to discuss here all of the projections in common use. Therefore, I have selected a few of the simplest and most common map projections to serve as illustrations of the techniques involved. For each example discussed, a program listing is included, as well as a number of maps actually generated by the programs. Many readers will find immediate application for one or more of the sample projections, exactly as they are demonstrated. Others will want to make modifications, and still others will want to delve deeper into the subject. A visit to your local library will turn up useful books which explain map projections, their uses, and the mathematics required to carry them out.

In all of the examples which follow, it is assumed that the geographic coordinates (latitudes and longitudes) in the data base are in radians, and that they are being converted to rectangular X,Y map coordinates (measured usually in centimeters or inches). Standard trigonometric convention is used for the algebraic signs of the coordinates. In other words, for the geographic coordinates, north latitudes are positive; south latitudes are negative; east longitudes are positive; west longitudes are negative. It is further assumed that the origin (0,0) of the map coordinate system is at the center of the map, with the X axis positive to the right, and the Y axis positive toward the top. There may be some slight variation between this standard system and your own graphics device, but at most it would require only a simple translation or rotation of the coordinates.

Each of the examples is demonstrated as a subroutine, which is to be called once for each pair of coordinates in the data base. Before the first call is made to the subroutine, certain initial parameters must have already been defined, and these are noted in the remarks accompanying each subroutine.

# THE SEARCH FOR A SMALL COMPUTER SYSTEM STARTS HERE



## It's the 3rd Annual National Small Computer Show,

presenting the state-of-the-art showcase for micro- and mini-systems technology and software. Here you can survey virtually all makes and models of small computers, whether your interest runs to a no-nonsense micro priced in the hundreds of dollars or a powerful mini costing \$20,000 or more. They're all here.

The world of small computers is quite large, extending to business and professional offices, scientific research, medicine and bionics, education, the home and hobbyist, therapeutic applications for the handicapped, design and engineering.

A full selection of lectures is presented to provide a grasp of small systems technology, so that you know what to consider when buying a computer or word processor. It's the first step in discovering what a system can really do for you!

NSCS lectures include sessions on system selection, computer languages, word processing functions, artificial intelligence, software applications, and a dozen more topics for people of all interests.

Plan now to attend. There will be about 30,000 square feet of exhibits, and more than 40 hours of lectures from which to choose. Registration fee is only \$5.00 per day, including lectures.

Write for our informational brochure from National Small Computer Show,  
110 Charlotte Place, Englewood Cliffs, N.J. 07632.



THIRD ANNUAL NATIONAL SMALL COMPUTER SHOW,  
New York Coliseum, August 23-26, 1979.

For each call made, the main program supplies a pair of geographic coordinates from the data base, and the subroutine returns the rectangular map coordinates. Grid lines, when desired, may be created by generating sets of "artificial" geographic coordinates within loops in the main program, then calling the appropriate conversion routine to get the map coordinates to draw them with. Any labeling or annotation of the maps would also be carried out by the main program.

The flowchart in figure 1 has illustrated the principal features of the main program, and no attempt will be made here to detail it further, since there would be some variation dependent upon your own hardware. In any case, it will be quite straightforward and simple.

The remarks included in the listings fully explain the operation and use of each subroutine, so those aspects will not be repeated in detail in the text. In fact, the greatest part of each listing is composed of remarks, with the actual executable portion comprising only about ten to 20 statements in each case.

*Listing 1: Subroutine to compute map coordinates for rectangular projection.*

```

4000 REM SUBROUTINE TO COMPUTE MAP COORDINATES FOR
4010 REM RECTANGULAR PROJECTION.
4020 REM
4030 REM
4040 REM THE FOLLOWING VARIABLES MUST BE DEFINED BEFORE
4050 REM THIS SUBROUTINE IS CALLED:
4060 REM
4070 REM L1 IS THE GEOGRAPHIC LONGITUDE AT THE
4080 REM LEFT-HAND LIMIT OF THE MAP.
4090 REM
4100 REM L2 IS THE GEOGRAPHIC LONGITUDE AT THE
4110 REM RIGHT-HAND LIMIT OF THE MAP. IF THE MAP
4120 REM CROSSES THE 180-DEGREE MERIDIAN (I.E.,
4130 REM L1>L2), THEN L2 MUST BE REDEFINED AS
4140 REM L2 = L2 + 6.2831853.
4150 REM
4160 REM P1 IS THE GEOGRAPHIC LATITUDE AT THE BOTTOM
4170 REM LIMIT OF THE MAP.
4180 REM
4190 REM P2 IS THE GEOGRAPHIC LATITUDE AT THE TOP LIMIT
4200 REM OF THE MAP.
4210 REM
4220 REM C1 IS THE GEOGRAPHIC LONGITUDE AT THE CENTER
4230 REM OF THE MAP, WHERE C1 = (L1+L2)/2.0, AND
4240 REM MUST HAVE BEEN COMPUTED AFTER L2 WAS
4250 REM REDEFINED IF IT WAS NECESSARY TO DO SO.
4260 REM
4270 REM C2 IS THE GEOGRAPHIC LATITUDE AT THE CENTER
4280 REM OF THE MAP, WHERE C2 = (P1+P2)/2.0
4290 REM
4300 REM F1 IS THE MAP SCALE FACTOR IN THE HORIZONTAL
4310 REM (EAST-WEST) DIRECTION. F1 = D1/(L2-L1),
4320 REM WHERE D1 IS THE MAP LENGTH, IN CENTIMETERS
4330 REM OR INCHES, IN THE EAST-WEST DIRECTION.
4340 REM
4350 REM F2 IS THE MAP SCALE FACTOR IN THE VERTICAL
4360 REM (NORTH-SOUTH) DIRECTION. F2 = D2/(P2-P1),
4370 REM WHERE D2 IS THE LENGTH IN CENTIMETERS OR
4380 REM INCHES OF THE MAP IN THE NORTH-SOUTH
4390 REM DIRECTION.
4400 REM
4410 REM N IS A FLAG TO INDICATE WHETHER THE MAP
4420 REM CROSSES THE 180-DEGREE MERIDIAN (THAT IS,
4430 REM WHETHER L1>L2 BEFORE L2 IS REDEFINED).
4440 REM N=0 MEANS THAT THE MAP DOES NOT CROSS THE
4450 REM 180-DEGREE MERIDIAN. N><0 MEANS THAT THE
4460 REM MAP DOES CROSS IT.
4470 REM
4480 REM L IS THE GEOGRAPHIC LONGITUDE (OBTAINED FROM
4490 REM THE DATA BASE) OF THE POINT BEING CONVERTED.
4500 REM
4510 REM P IS THE GEOGRAPHIC LATITUDE (OBTAINED FROM
4520 REM THE DATA BASE) OF THE POINT BEING CONVERTED.
4530 REM
4540 REM THE FOLLOWING VARIABLES ARE COMPUTED BY THIS
4550 REM SUBROUTINE:
4560 REM
4570 REM

```

## Rectangular Projections

This is probably the simplest projection in existence, and requires an absolute minimum of mathematics to generate. The meridians and parallels are simply laid out as equally spaced straight lines at right angles to each other. You can take a standard sheet of graph paper, for example, and let each space in the horizontal direction equal a degree of longitude, and each space in the vertical direction equal a degree of latitude. Plot a few geographic coordinates on the graph paper in this manner and you have a rectangular projection.

The computer, of course, can do the job faster, and the subroutine given in listing 1 will serve quite nicely. Notice that no trigonometry is required, and that the actual conversion requires only two statements. Consequently, this type of projection can be carried out very rapidly, even when a large data base is involved.

The rectangular projection is not a real "projection" in the true sense of the word, since it is arranged arbitrarily and there is no direct geometric relationship between it and the surface of the Earth. Nevertheless, for many purposes it works very well, especially if the latitudinal (north-south) extent of the area being mapped is not too great. It works best for areas near the equator, and becomes useless near the poles. (The meridians on the Earth converge at the poles, whereas they remain parallel to each other on the projection. The resultant distortion above about 50 or 60 degrees latitude is usually unacceptable.)


The accuracy of the projection can be significantly improved if the horizontal map scale factor, F1, is adjusted to compensate for the convergence of the meridians. We can do this in the main program by computing F2 first, then computing F1 by  $F1 = F2 \times \cos(C2)$ . This does not eliminate the convergence problem, but it does reduce its effect.

*Listing 1 continued on page 80*



# ? Wondering which memory is best for you?

base 2 offers the following products to the S-100 market at the industry's lowest prices:



## 8K Static Memory Board



This 8K board is available in two versions. The 8KS-B operates at 450ns for use with 8080 and 8080A microprocessor systems and Z-80 systems operating at 2MHz. The 8KS-Z operates at 250ns and is suitable for use with Z-80 systems operating at 4MHz. Both kits feature factory fresh 2102's (low power on 8KS-B) and includes sockets for all IC's. Support logic is low power Schottky to minimize power consumption. Address and data lines are fully buffered and 4K bank addressing is DIP switch selectable. Memory Protect/Unprotect, selectable wait states and battery backup are also designed into the board. Circuit boards are solder masked and silk-screened for ease of construction. These kits are the best memory value on the market! Available from stock . . .

**8KS-B \$125** (assembled and tested add \$25.00)  
**8KS-Z \$145** (assembled and tested add \$25.00)

## 16K Static Memory Board

Base 2 can now offer the same price/performance in a 16K static RAM as in its popular 8K RAM. This kit includes 8K bank addressing with 4K boundary address setting on DIP switches. This low power unit provides on-board bank selection for unlimited expansion . . . No MUX board required. Using highest quality boards and components we expect this kit to be one of the most popular units on the market. Available in two speed ranges, the 16KS-B operates at 450ns while the 16KS-Z operates at 250ns.

**16KS-B \$285** (assembled and tested add \$25.00)  
**16KS-Z \$325** (assembled and tested add \$25.00)




## Z-80 CPU Board

Our Z-80 card is also offered in two speed ranges. The CPZ-1 operates at 2MHz and the CPZ-2 operates at 4MHz. These cards offer the maximum in versatility at unbelievably low cost. A socket is included on the board for a 2708 EPROM which is addressable to any 4K boundary above 32K. The power-on jump feature can be selected to address any 4K boundary above 32K or the on-board 2708. An On-board run-stop flip-flop and optional generation of Memory Write allows the board to run with or without a front panel. The board can be selected to run in either the 8080 mode, to take advantage of existing software, or in the Z-80 mode for maximum efficiency. For use in existing systems, a wait state may be added to the M1 cycle, Memory request cycle, on-board ROM cycle, input cycle and output cycle. DMA grant tri-states all signals from the processor board. All this and more on top quality PC boards, fully socketed with fresh IC's. **CPZ-1 \$110 CPZ-2 \$125**

## S-100 for Digital Group Systems

This kit offers, at long last, the ability to take advantage of S-100 products within your existing Digital Group mainframe. Once installed, up to four S-100 boards can be used in addition to the existing boards in the D.G. system. The system includes an "intelligent" mother board, ribbon cables to link existing D.G. CPU to the DGS-100 board and a power wiring harness. The DGS-100 is designed to fit in the 5-3/4" x 12" empty area in the standard D.G. cabinet. It may seem expensive but there's a lot here! End your frustration! **DGS-100 \$295**



Send for more details on these products. Get on our mailing list for information on more soon to be announced products at factory-direct prices from BASE 2. Why pay more when you can get the best at these prices???

P.O. Box 3548 • Fullerton, Calif. 92634  
(714) 992-4344

CA residents add 6% tax  
MC/BAC accepted • FOB — U.S. destination

# base 2. inc.

Listing 1 continued from page 78:

```
4580 REM S IS THE OFF-SCALE FLAG. S=0 MEANS ON-SCALE.
4590 REM S=1 MEANS OFF-SCALE.
4600 REM
4610 REM X IS THE MAP X-COORDINATE, IN CENTIMETERS OR
4620 REM INCHES.
4630 REM
4640 REM Y IS THE MAP Y-COORDINATE, IN CENTIMETERS OR
4650 REM INCHES.
4660 REM
4670 REM
4680 LET S = 0
4690 REM IF THE MAP CROSSES THE 180-DEGREE MERIDIAN,
4700 REM AND THE LONGITUDE OF THE POINT FROM THE DATA
4710 REM BASE IS NEGATIVE, REDEFINE THE LONGITUDE AS
4720 REM A POSITIVE ANGLE.
4730 IF N = 0 THEN 4780
4740 IF L >= 0 THEN 4780
4750 LET L = L + 6.2831853
4760 REM IF THE POINT IS OUTSIDE THE LIMITS OF THE MAP,
4770 REM SET THE OFF-SCALE FLAG AND RETURN.
4780 IF L < L1 THEN 4820
4790 IF L > L2 THEN 4820
4800 IF P < P1 THEN 4820
4810 IF P <= P2 THEN 4860
4820 LET S = 1
4830 RETURN
4840 REM COMPUTE THE MAP COORDINATES FROM THE
4850 REM GEOGRAPHIC COORDINATES.
4860 LET X = (L - C1) * F1
4870 LET Y = (P - C2) * F2
4880 RETURN
4890 END
```

The map of the continental United States shown in figure 2 was generated with the rectangular projection routine. Even though the area being mapped does not meet the requirements for high accuracy (ie: it is far from the equator; it has a fairly large latitudinal extent; and in the case of this particular map, F1 was not corrected for convergence of the meridians), it is still entirely satisfactory for many purposes.

Another interesting thing about the map in figure 2 is that it is made up entirely of dots. In response to an article of mine which appeared in another magazine, I received about three thousand letters over a period of about four weeks. These were requests for technical data which required that the geographic coordinates for the center of the person's town be supplied. This resulted in a ready-made data base, and I became curious as to its distribution. It was a simple matter to have the computer examine the data base and draw a dot for each city represented (eliminating duplications), using a rectangular projection.

Notice that all dots are the same size, and



Figure 2: Rectangular projection of the continental United States. Dots represent locations of selected cities.



# HERE'S A QUICK POINT YOU SHOULD KNOW ABOUT

---

**The fastest floating point BASIC for any micro.**

---

TSC BASIC for the 6800 is the fastest floating point BASIC for ANY 8 bit micro-processor. No longer will the 6800 take a back seat to the 6502, 8080, or Z80! And with the TSC name, you know it's top quality.

TSC BASIC is not only fast, but complete with over 50 commands and functions. Features include six digit floating point math, full transcendental functions, unlimited string length, if/then/else construct, logical operators, and two-dimen-

sional arrays including string arrays. The disk versions for FLEX™ 1.0 and 2.0 support random access data files (the mini FLEX™ version does not).

A cassette version requires 10K while the disk versions require at least 12K. No source listings included. With KCS cassette - \$39.95; mini FLEX™ - \$49.95; FLEX™ 2.0 - \$54.95; and FLEX™ 1.0 - \$59.95. Soon to come are a business BASIC and 6809 BASIC.

## TSC

**Technical Systems  
Consultants, Inc.**

All orders should include 3% for postage and handling (8% on foreign orders). Send 25¢ for a complete software catalog.

**Box 2574  
W. Lafayette, IN 47906  
(317) 463-2502**

FLORIDA, MIAMI  
 25 47N 80 12W

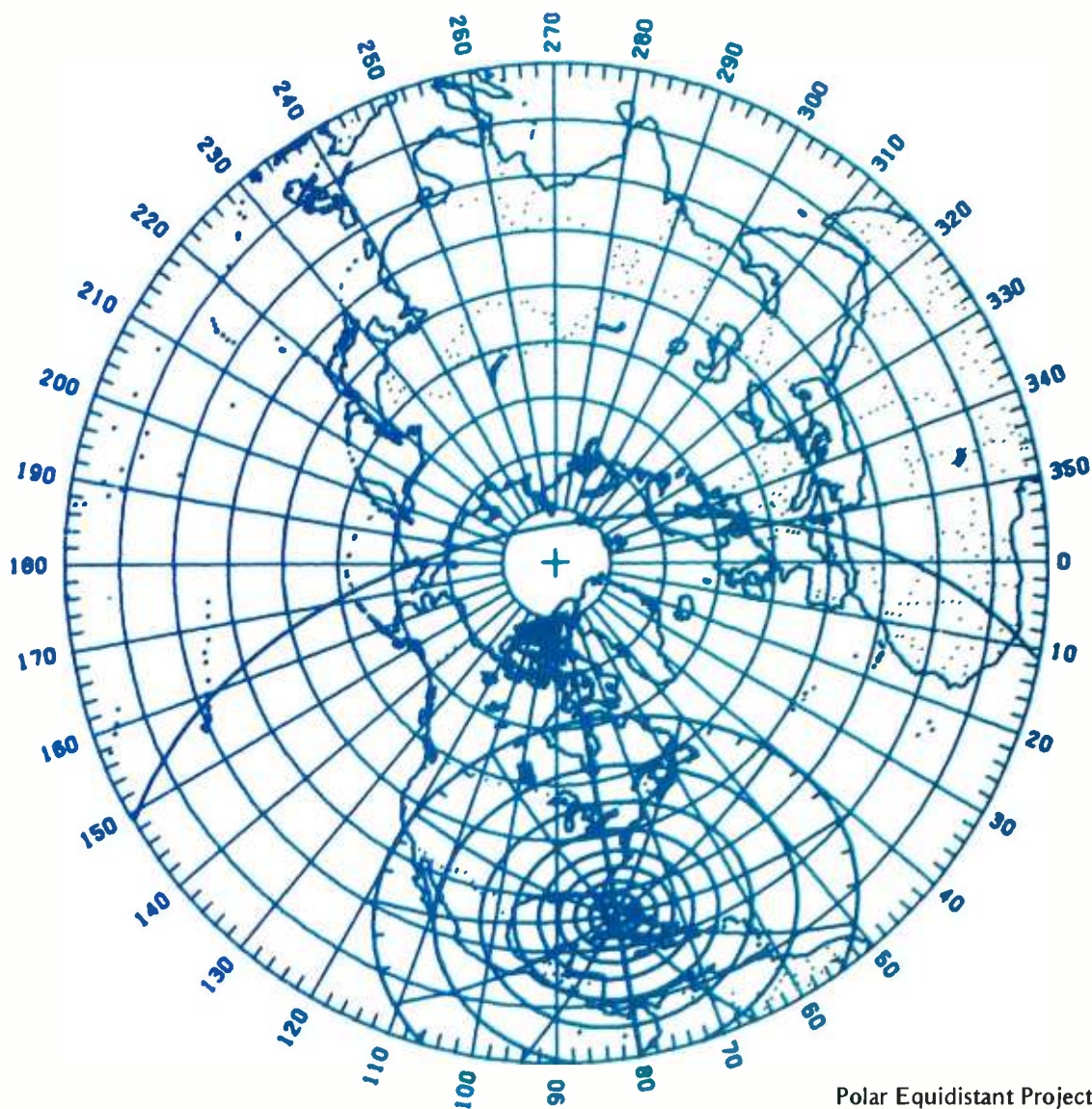


Figure 3: Polar equidistant projection of the northern hemisphere. This map is overlaid with OSCAR satellite tracking information for use by a ground station located at Miami FL.

0-6.7  
 NORTHERN  
 HEMISPHERE

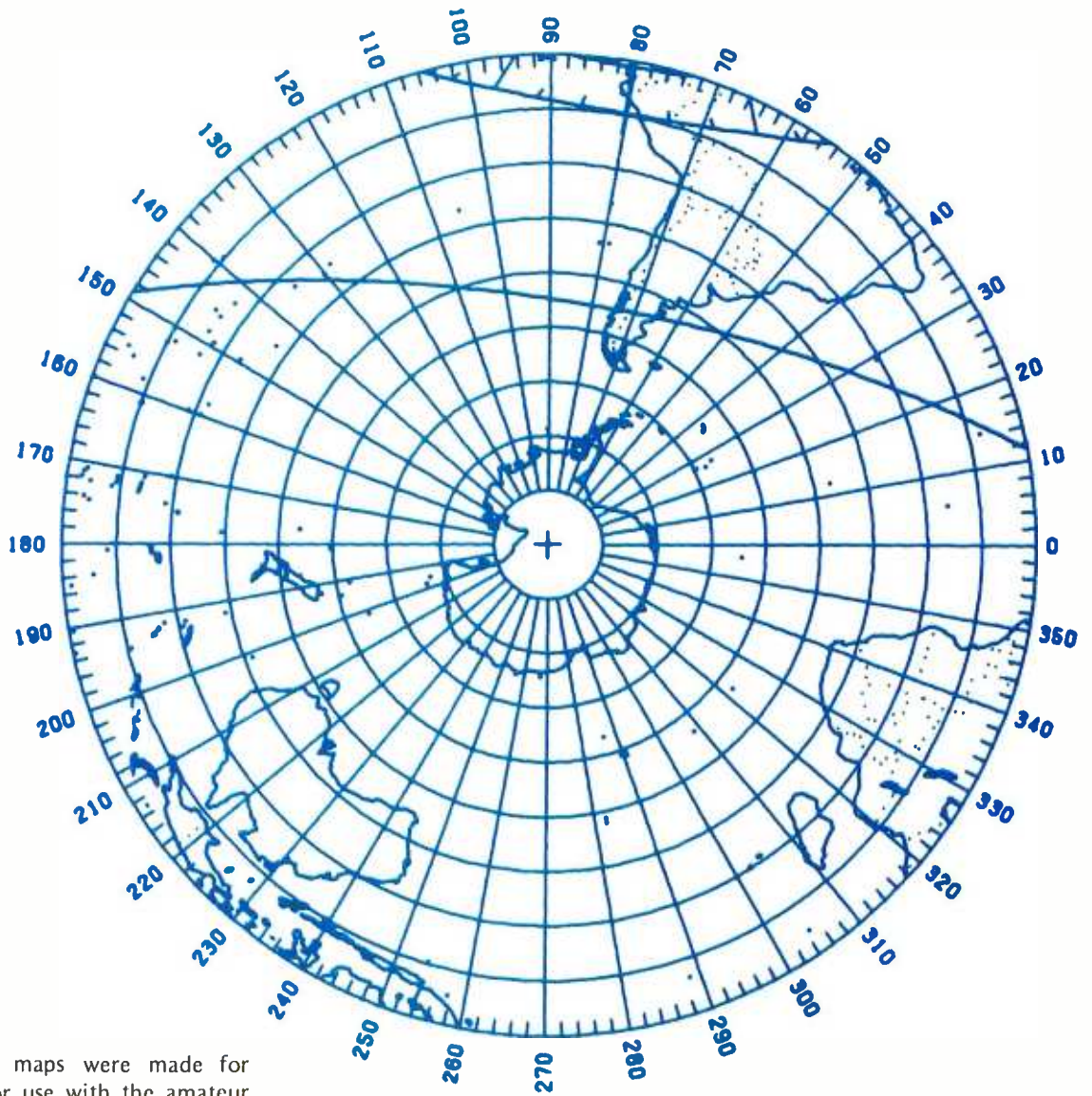
that only one dot was drawn for each city, regardless of its population and regardless of how many letters were received from the city. No dot was drawn for any city (regardless of its size) unless at least one letter was received from it.

It took only a few minutes to set up the program to make the map, and only a few seconds for the computer to draw it. I then had an excellent graphical illustration of what I could only guess at by looking at the listing of the data base.

Polar Equidistant Projections

This is another rather simple projection, but one which has many important uses. Figures 3 and 4 show polar equidistant projections of the northern and southern hemispheres, respectively. The parallels are drawn as equally spaced concentric circles, and the meridians as equally spaced radii. As seen in listing 2, the polar form of the map coordinates can be represented directly from the geographic coordinates by  $(\pi/2 - P, L)$ , where P and L are the latitude and longitude, respectively. ( $\pi/2$ , of course, is the equivalent of  $90^\circ$  expressed in radians.) These in turn are directly converted to rectangular coordinates by the standard polar-to-rectangular conversion formulas. The entire process requires only three statements in the subroutine.

FLORIDA, MIAMI  
 25 47N 80 12W



0-6.7  
 SOUTHERN  
 HEMISPHERE

These particular maps were made for satellite tracking, for use with the amateur radio OSCAR communications satellites, and for tracking of weather satellites by amateurs who receive weather pictures in their homes directly from the satellites. In addition to the basic geographic information, the maps are overlaid with tracking information based on the location at which the map is to be used (Miami FL, in this case). The set of interconnected concentric "circles" around Miami are elevation angle contour lines. The radial lines that connect them are azimuth angle contour lines.

The satellite's position over the surface of the Earth is plotted on the map, and if it falls anywhere within the interconnected "circles" it is within range of the ground station. The station antenna can then be pointed at the satellite, based on the information derived

from the map. The radial lines give the antenna azimuth angle from true north in 30° increments (with additional 10° tick marks around the outer elevation contour). The concentric "circles" give the antenna elevation angle in 10° increments, starting with the outermost circle at 0° elevation (ie: the satellite is exactly on the horizon at this point). The elevation increases inward, with the innermost circle being 80°, and the dot at the center (the location of the ground station) being 90° (ie: directly overhead).

Figure 4: Polar equidistant projection of the southern hemisphere. This map is used in conjunction with the one in figure 3 to complete the satellite tracking coverage south of the equator.

The far outside arc, which is not connected to the inner elevation circles, shows the maximum communications range through the satellite. In order for the ground station to see and access the satellite, the satellite's ground track must lie within the inner set of interconnected circles, but once it comes within that area the spacecraft will relay the signals to a far greater range. The distant unconnected circle shows what the maximum possible range is. When used for

weather satellite tracking, this circle takes on a slightly different meaning. In that case, it shows the most distant land areas that the station can expect to receive pictures of.

In practice, a transparent plastic overlay showing the satellite's ground track is placed over the map to find the position at any given moment. Since the shape of the orbit doesn't change, only one ground track overlay is needed, and it is simply rotated on the map to match up with the point where the satellite crosses the equator on that particular pass.

A more elegant system, however, is to generate the map and tracking overlays on a video display. The satellite's current location can be displayed as a flashing dot whose position is constantly updated in a real-time mode.

Returning to the matter of the map itself, one realizes that the orientation of the map need never be changed, regardless of where the ground station is located. The subroutine shown in listing 2 generates the map from geographic coordinates, but this really needs to be done only once. A new data base can be made up of *map* coordinates, and every time a map is to be drawn the map coordinates can be fed directly to the graphics device without having to go through the conversion calculations.

On the other hand, the azimuth-elevation tracking overlays will change in position, size, and shape for every different ground station location and for every different satellite. A separate subroutine is required to generate sets of geographic coordinates to define the overlays, and that subroutine would in turn call the subroutine given in listing 2 in order to get the map coordinates with which to draw the overlays.

Although the maps shown in figures 3 and 4 stop at the equator, they can be extended further with no change in the program. In fact, it would be advantageous in this particular application to extend each of them another 20 or 30 degrees to provide some overlap. Extension much beyond 40 degrees, however, will result in excessive distortion.

As a final note about the satellite tracking maps, you may have noticed that the longitudes are labeled from 0 to 360 degrees. Not only that, they are positive *westward*. This convention used in satellite tracking is an exception to the standard rule stated earlier. But as far as we are concerned it makes no difference. It is simply the way the map is *labeled*. Our data base and conversion subroutine still use the standard convention to generate the map.

While we have concentrated on one specific application of the polar equidistant

Listing 2: Subroutine to compute map coordinates for polar equidistant projection.

```

3000 REM SUBROUTINE TO COMPUTE MAP COORDINATES FOR
3010 REM POLAR EQUIDISTANT PROJECTION.
3020 REM
3030 REM
3040 REM THE FOLLOWING VARIABLES MUST BE DEFINED BEFORE
3050 REM THIS SUBROUTINE IS CALLED:
3060 REM
3070 REM P IS THE GEOGRAPHIC LATITUDE (OBTAINED FROM
3080 REM THE DATA BASE) OF THE POINT BEING CONVERTED.
3090 REM
3100 REM L IS THE GEOGRAPHIC LONGITUDE (OBTAINED FROM
3110 REM THE DATA BASE) OF THE POINT BEING CONVERTED.
3120 REM
3130 REM F IS THE MAP SCALE FACTOR, EQUAL TO
3140 REM D/3.1415927, WHERE D IS THE DIAMETER (IN
3150 REM CENTIMETERS, INCHES, ETC.) OF THE FINISHED
3160 REM MAP.
3170 REM
3180 REM H IS A FLAG TO INDICATE WHICH HEMISPHERE IS
3190 REM BEING DRAWN. H=0 MEANS NORTHERN HEMISPHERE.
3200 REM H>0 MEANS SOUTHERN HEMISPHERE.
3210 REM
3220 REM
3230 REM THE FOLLOWING VARIABLES ARE COMPUTED BY THIS
3240 REM SUBROUTINE:
3250 REM
3260 REM S IS THE OFF-SCALE FLAG. S=0 MEANS ON-SCALE.
3270 REM S=1 MEANS OFF SCALE.
3280 REM
3290 REM R1 IS TEMPORARY STORAGE.
3300 REM
3310 REM X IS THE MAP X-COORDINATE IN CENTIMETERS OR
3320 REM INCHES.
3330 REM
3340 REM Y IS THE MAP Y-COORDINATE IN CENTIMETERS OR
3350 REM INCHES.
3360 REM
3370 REM
3380 LET S = 0
3390 REM IF THE POINT FROM THE DATA BASE IS NOT IN THE
3400 REM HEMISPHERE BEING DRAWN, SET THE OFF-SCALE FLAG
3410 REM AND RETURN.
3420 IF H = 0 THEN 3490
3430 IF P > 0.0 THEN 3500
3440 REM FOR A SOUTHERN HEMISPHERE MAP, CHANGE THE SIGN
3450 REM OF THE LONGITUDE TO MAINTAIN THE PROPER MAP
3460 REM ORIENTATION.
3470 LET L = -L
3480 GO TO 3540
3490 IF P >= 0.0 THEN 3540
3500 LET S = 1
3510 RETURN
3520 REM COMPUTE THE MAP COORDINATES FROM THE
3530 REM GEOGRAPHIC COORDINATES.
3540 LET R1 = F * (1.5707963 - ABS(P))
3550 LET X = R1 * COS(L)
3560 LET Y = R1 * SIN(L)
3570 RETURN
3580 END

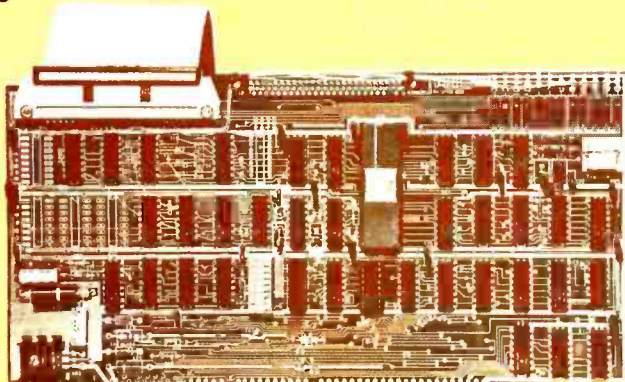
```

# The **TARBELL** Connection

In an effort to offer products that meet the continually changing demands of the microcomputer industry, TARBELL ELECTRONICS is pleased to offer immediate delivery of these quality components and operating software. All TARBELL products are available from computer store dealers everywhere.

## Tarbell Floppy Disk Interface

- Plugs directly into your IMSAI or ALTAIR and handles up to 4 standard single drives in daisy-chain.
- Operates at standard 250K per second on normal disk format capacity of 256K bytes.
- Works with modified CP/M Operating System and BASIC-E Compiler.
- Hardware includes 4 extra IC slots, built-in phantom bootstrap and on-board crystal clock. Uses WD 1771 LSI chip.
- Full 6-month warranty and extensive documentation.
- Kit \$190 . . . . . Assembled \$265.




Specify drive for assembled units. Complete disk subsystems with operating software available. Please inquire for details.

## Tarbell Disk BASIC


- Runs on 8080, 8085 or Z80
  - Searches a file quickly for a string.
  - Up to 64 files open at once.
  - Random Access.
  - Assignment of I/O.
  - Alphanumeric line labels allowed.
  - Read and Write string or numeric data.
  - Unlimited length of variable names and strings.
  - Procedures with independent variables.
  - Number system 10 digits BCD integer or floating point.
  - Chain to another program.
  - Cause programs to be appended on to programs already in memory.
  - Cause interpreter to enter edit mode using 15 single character edit commands.
- Occupies 24K of RAM. Tarbell BASIC on CP/M Disk . . . . . \$48.  
Source on paper or CP/M Disk . . . \$25.  
CP/M and BASIC-E on disk with manuals . . . . . \$100.

## Tarbell 32K RAM Memory

- 32K Static Memory
- S-100 Bus Connector
- 9 regulators provide excellent heat distribution.
- Extended addressing (bank switching.)
- Phantom line.
- Low power requirement.
- 20-Page operating manual.
- Full 1-year warranty.
- Assembled and tested full price only \$625
- 16K version also available, assembled and tested only \$390.



## Tarbell Cassette Interface



- Plugs directly into your IMSAI or ALTAIR.
- Fastest transfer rate: 187 (standard) to 540 bytes/second.
- Extremely reliable—Phase encoded (self-clocking).
- 4 extra status lines, and 4 extra control lines.
- 37-page manual included.
- Device code selectable by DIP-switch.
- Capable of generating Kansas City tapes.
- No modification required on audio cassette recorder.
- Complete kit \$120 . . . . . Assembled \$175.
- Manual may be purchased separately . . . . . \$8.
- Full 6-month warranty on kit and assembled units.

## Tarbell Cassette BASIC

- Includes most features of ALTAIR Extended BASIC, plus these added features:
- Assignment of I/O.
  - Alphanumeric line labels.
  - Unlimited length of variable names and strings.
  - Number system 10 digits BCD integer or floating point.
  - Procedures with independent variables.
  - Read and Write string data.
  - Multi-file capability.
- Full price with complete documentation . . . . . \$48.  
Prepaid, COD, or cash only. California residents please add 6% sales tax.
- ALTAIR is a trademark/tradename of Pertec Computer Corporation  
CP/M is a trademark/tradename of Digital Research*

*Tarbell*  
Electronics

950 DOVLEN PLACE • SUITE B  
CARSON, CALIFORNIA 90746  
(213) 538-4251 • (213) 538-2254

```

1000 REM SUBROUTINE TO COMPUTE MAP COORDINATES FOR
1010 REM ORTHOGRAPHIC EQUATORIAL PROJECTION.
1020 REM
1030 REM
1040 REM THE FOLLOWING VARIABLES MUST BE DEFINED BEFORE
1050 REM THIS SUBROUTINE IS CALLED:
1060 REM
1070 REM L0 IS THE REFERENCE LONGITUDE (LONGITUDE AT
1080 REM CENTER OF MAP).
1090 REM
1100 REM P IS THE GEOGRAPHIC LATITUDE (OBTAINED FROM
1110 REM THE DATA BASE) OF THE POINT BEING CONVERTED.
1120 REM
1130 REM L IS THE GEOGRAPHIC LONGITUDE (OBTAINED FROM
1140 REM THE DATA BASE) OF THE POINT BEING CONVERTED.
1150 REM
1160 REM R IS THE RADIUS OF THE FINISHED MAP, IN
1170 REM CENTIMETERS, INCHES, ETC.
1180 REM
1190 REM
1200 REM THE FOLLOWING VARIABLES ARE COMPUTED BY THIS
1210 REM SUBROUTINE:
1220 REM
1230 REM S IS THE OFF-SCALE FLAG. S=0 MEANS ON-SCALE.
1240 REM S=1 MEANS OFF-SCALE.
1250 REM
1260 REM R1 IS TEMPORARY STORAGE.
1270 REM
1280 REM X IS THE MAP X-COORDINATE, IN CENTIMETERS OR
1290 REM INCHES.
1300 REM
1310 REM Y IS THE MAP Y-COORDINATE, IN CENTIMETERS OR
1320 REM INCHES.
1330 REM
1340 REM
1350 LET S = 0
1360 REM ROTATE THE GEOGRAPHIC LONGITUDE OF THE POINT
1370 REM FROM THE DATA BASE TO REFERENCE IT TO THE MAP
1380 REM CENTER LONGITUDE.
1390 LET L = L - L0
1400 REM NORMALIZE THE ROTATED LONGITUDE BETWEEN -180
1410 REM DEGREES AND +180 DEGREES (-PI AND +PI).
1420 IF L <= 3.1415927 THEN 1450
1430 LET L = L - 6.2831853
1440 GO TO 1490
1450 IF L >= -3.1415927 THEN 1490
1460 LET L = L + 6.2831853
1470 REM IF OFF-SCALE (OUTSIDE THE RANGE FROM -PI/2 TO
1480 REM +PI/2), SET FLAG AND RETURN.
1490 IF L < -1.5707963 THEN 1510
1500 IF L <= 1.5707963 THEN 1550
1510 LET S = 1
1520 RETURN
1530 REM COMPUTE THE MAP COORDINATES FROM THE
1540 REM GEOGRAPHIC COORDINATES.
1550 LET R1 = R * SIN(1.5707963 - ABS(P))
1560 LET X = R1 * SIN(L)
1570 LET Y = R * SIN(P)
1580 RETURN
1590 END

```

Listing 3: Subroutine to compute map coordinates for orthographic equatorial projection.


map (and a very important and useful application at that), one should remember that there are many other uses for it. Even if you have no interest in communications or weather satellites, you will probably sooner or later come across an application where it suits your needs perfectly.

### Orthographic Equatorial Projections


Perspective projections are those which show the Earth exactly as it appears when viewed from some point in space. These are especially useful for generating images of the Earth for use in spaceship maneuvering, and for generating outline maps for overlay on weather satellite photos. In the orthographic equatorial projection, the point of view is at infinity, and level with the equator. As complex as this might sound, the math is actually very simple, and the entire procedure requires only about a half dozen statements in the conversion subroutine, which is given in listing 3.

Figures 5 and 6 show a pair of maps generated by the program — the former centered on 70° west longitude and the latter on 90° east longitude. These are quite spectacular to generate in rapid succession on a video display, simulating the rotation of the Earth or the passage of a spacecraft around the earth. Incrementing the center longitude by five or ten degrees between images gives a sufficiently smooth transition for most purposes, but the increment can be made as small as desired.

It is true that not all spacecraft orbit the Earth at the equator, and the point of view is somewhat closer than infinity. For games, however, the simplicity of the mathematics required for projection often outweighs other considerations.

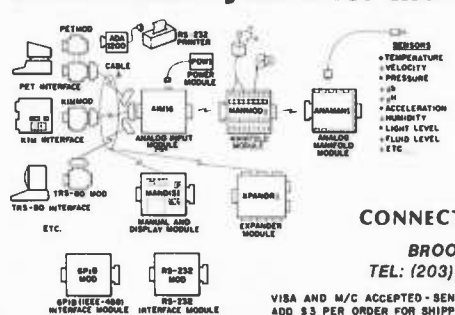


# KIM ANALOG INPUT



**Analog to Digital Conversion System for the KIM Computer**

Give the KIM the ability to sense, measure, and control the world around it with DAM SYSTEMS modules. Just plug the KIMSET1 into the KIM to get 16 channels of analog input. Screw terminals are provided for each channel so you can hook up joysticks, pots, or whatever appropriate sensors you have. Each of the 16 analog inputs, in the range of 0 to 5.12 volts, is converted to a decimal number between 0 and 255 (20 millivolts per count). Conversion time is 100 microseconds. The KIMMOD provides one user port as well as a DAM SYSTEMS port. Software is provided.



**KIMSET 1**

- 1-AIM61 16 ANALOG INPUTS - 8 BITS - 100 MICROSEC
- 1-KIMMOD KIM ADAPTER - 1 USER PORT - 1 DAM SYSTEMS PORT
- 1-CABLE A24 - 24 INCH INTERCONNECT CABLE
- 1-MANMOD1 MANIFOLD MODULE - SCREW TERMINALS FOR INPUTS, REFERENCE, GROUND
- 1-PMW1 POWER MODULE

KIMSET1a for 110 VAC \$ 285  
KIMSET1b for 230 VAC \$ 295

Order direct or contact your local computer store.

**CONNECTICUT microCOMPUTER, Inc.**  
150 POCONO ROAD  
BROOKFIELD, CONNECTICUT 06804  
TEL: (203) 775-9659 TLX: 7104560052

VISA AND M/C ACCEPTED - SEND ACCOUNT NUMBER, EXPIRATION DATE AND SIGN ORDER.  
ADD \$3 PER ORDER FOR SHIPPING & HANDLING - FOREIGN ORDERS ADD 10% FOR AIR POSTAGE





# NEW.

## Meet Super Grip II, the great new test clip from A P Products.

- New "duck bill" contacts are flat, won't roll off IC leads.
- Open-nose construction enables probe at IC leg.
- Pin rows are offset for easy attachment of probes.
- Contacts are gold-plated phosphor bronze. "Contact comb" construction separates contacts with precision. No shorts.
- Heavy-duty, industrial-grade springs for firm contact pressure—and a good grip when pulling ICs. They'll keep their spring indefinitely. No intermittents.
- Steel pivot pin. Engineering-grade thermoplastic body molded around contact pins. Made to last!
- New narrow-nose design makes it easy to attach on high-density boards. And now you can test ICs with only .040" between opposing legs.
- New button-head pins keep probes from sliding off. (Straight pin models for logical connections.)

The new A P Super Grip II is, without question, the best way there is to troubleshoot DIP ICs.

You get positive contacts. No intermittents. No shorts. Ever.

So it's endlessly useful to you—and it's

built to stay useful indefinitely. Try one. You'll find 8, 14, 16, 16 LSI, 18, 20,

22, 24, 28, 36 and 40-pin models at your nearby A P store. (Make sure it's your A P store.)

Need the address? Call (toll-free) 800-321-9668. And ask for our complete A P catalog, The Faster and Easier Book.



**A P PRODUCTS  
INCORPORATED**

Box 110 • 72 Corwin Drive  
Painesville, Ohio 44077  
Tel. 216/354-2101  
TWX: 810-425-2250

## Faster and Easier is what we're all about.




*Figure 5: Orthographic equatorial projection centered on 70° west longitude. This is a perspective view of the Earth, similar to that seen from a spacecraft in a high orbit above the equator.*

If you need a more exact projection, pull out an old high school text on solid geometry or analytic trigonometry and you can come up with the formulas you need to generate a map projected from any altitude over any point on the Earth. You will need to go ahead and do this if you plan to generate map overlays for weather satellite photos, since some of the satellites are in very low orbits. TIROS-N, for example, is only about 854 km (531 miles) above the Earth's surface, and can see an area only about 6251 km (3884 miles) in diameter at any given moment. The picture image it transmits covers a significantly smaller area.

By the time you get to the height of a geosynchronous satellite (35,800 km or 22,250 miles), you see all but about 9 degrees around the edges of the Earth's disc. That's less than the last little sliver between

the outer edge and the outermost meridian lines on the maps in figures 5 and 6. At the distance of the moon, you miss less than one degree, so the orthographic projection is virtually perfect at this distance. That's also why most maps of the moon are printed using an orthographic equatorial projection.

If you do write a subroutine to generate close-up perspective projections, you may find that in some cases the trouble is repaid with the advantage of needing to handle a considerably smaller portion of the data base at any given time. This is true because so much less of the Earth is visible in any one close-up projection. Depending upon exactly what you are doing, you may be able to partition the data base in such a manner that smaller hunks of it need to be accessed at a given time, cutting down on unnecessary input and output operations.



# COMPUTER SOFTWARE

For Homeowners, Businessmen, Engineers, Hobbyists, Doctors, Lawyers, Men and Women

We have been in business for over nine years building a reputation for providing a quality product at nominal prices – NOT what the traffic will bear. Our software is:

- **Versatile** – as most programs allow for multiple modes of operation.
- **Tutorial** – as each program is self prompting and leads you through the program (most have very detailed instructions contained right in their source code).
- **Comprehensive** – as an example our PSD program not only computes Power Spectral Densities but also includes FFT's, Inverse-transforms, Windowing, Sliding Windows, simultaneous FFT's variable data sizes, etc. and as a last word our software is:
- **Readable** – as all of our programs are reproduced full size for ease in reading.

- **Virtually Machine Independent** – these programs are written in a subset of Dartmouth Basic but are not oriented for any one particular system. Just in case your Basic might not use one of our functions we have included an appendix in Volume V which gives conversion algorithms for 19 different Basic's; that's right, just look it up and make the substitution for your particular version. If you would like to convert your favorite program into Fortran or APL or any other language, the appendix in Volume II will define the statements and their parameters as used in our programs.

Over 85% of our programs in the first five volumes will execute in most 8K Basic's with 16K of free user RAM. If you only have 4K Basic, because of its lack of string functions only about 60% of our programs in Volumes I through V would be useable, however they should execute in only 8K of user RAM.

For those that have specific needs, we can tailor any of our programs for you or we can write one to fit your specific needs.

Vol. I	Vol. II	Vol. III	Vol. IV	Vol. V	Vol. VI	Vol. VII	Vol. VIII	
Business & Personal Bookkeeping Programs Bond Building Compound Cycle Decision 1 Decision 2 Depreciation Efficient Flow Installment Interest Investments Mortgage Optimize Order Perf Tree Rate Return 1 Return 2 Schedule 1	Games & Pictures Animals Four Astronaut Bagel Bio Cycle Cannons Checkers Craps Dogfight Golf Judy Line Up Pony Roulette Sky Diver Tank Teach Me Pictures A. Newman J.F.K. Linus Ms. Santa Nixon Noel Noel Nude Peace Policeman Santa's Sleigh Snoopy Virgin	Binomial Chi-Sq. Coeff Confidence 1 Confidence 2 Correlations Curve Differences Dual Plot Exp-Distri Least Squares Paired Plot Platpts Polynomial Fit Regression Stat 1 Stat 2 T-Distribution Unpaired Variance 1 Variance 2 XY APPENDIX A	Beam Conv Filter Fit Integration 1 Integration 2 Intensity Lola Macro Max. Min. Navaid Optical Planet PSD Rand 1 Rand 2 Solve Sphere Titan Stars Track Triangle Variable Vector	Billing Inventory Payroll Risk Schedule 2 Shipping Stocks Switch	Bingo Bonds Bull Enterprise Football Funds 1 Funds 2 Go-Moku Jack Life Loans Mazes Poker Popul Profits Quibic Rates Retire Savings SBA Tic-Tac-Toe	Andy Cap Baseball Compare Conrad 10 Descrip Differ Engine Fouter Horse Integens Logic Playboy Poker Probal Quadrac Red Baron Regression 2 Road Runner Roulette Santa Stat 10 Stat 11 Steel Top Vary Xmas APPENDIX B	Ledger Chess Medbil Wdproc Utility 1040-Tax Balance Checkbook Inst 1 o 78 Deprac 2 APPENDIX C – FAVORITE PROGRAM CONVERSIONS	Maintains Company accounts and generates financial reports. Includes routines for: Pyrl, Inv, Dept, A/R, A/P. Designed to challenge the average player fairly comprehensive. Great fun for all, offers a unique opportunity for beginners in need of an opponent. For Doctors and Dentists alike, a complete patient billing system which also permits the maintaining of a patient history record. Wordprocessing for lawyers, publishers, writers, etc. Write, store, and change from rough draft to final copy in a variety of formats. Disk utility program with memory testing. Taxpayers return, itemized deductions or standard Reconciles bank statements Balances your checkbook Computes real cost on bank financed items; cars, boats, etc. Computes depreciation, 4 methods, any time period

Vol. I – \$24.95 Bookkeeping Games Pictures	Vol. II – \$24.95 Math/Engineering Plotting/Statistics Basic Statement Def.	Vol. III – \$39.95 Advanced Business Billing, Inventory Investments Payroll	Vol. IV – \$9.95 General Purpose	Vol. V – \$9.95 Experimenter's Program	Vol. VI – \$49.95 Mini-Ledger	Vol. VII – \$39.95 Professional Programs	Vol. VIII – \$19.95 Homeowner's Programs
--	--	---	-------------------------------------	---	----------------------------------	--	--

AVAILABLE AT MOST COMPUTER STORES  
Master Charge and Bank Americard accepted.

Our Software is copyrighted and may not be reproduced or sold.

Add \$1.50 per volume handling, all domestic shipments sent U.P.S. except APO and RO. Box which go parcel post. Foreign orders add \$8.00/volume for air shipment and make payable in U.S. dollars only.



## SCIENTIFIC RESEARCH

P.O. Box 490099-B

Key Biscayne, FL 33149

Phone orders call 800-327-6543

Information – (305) 361-1153

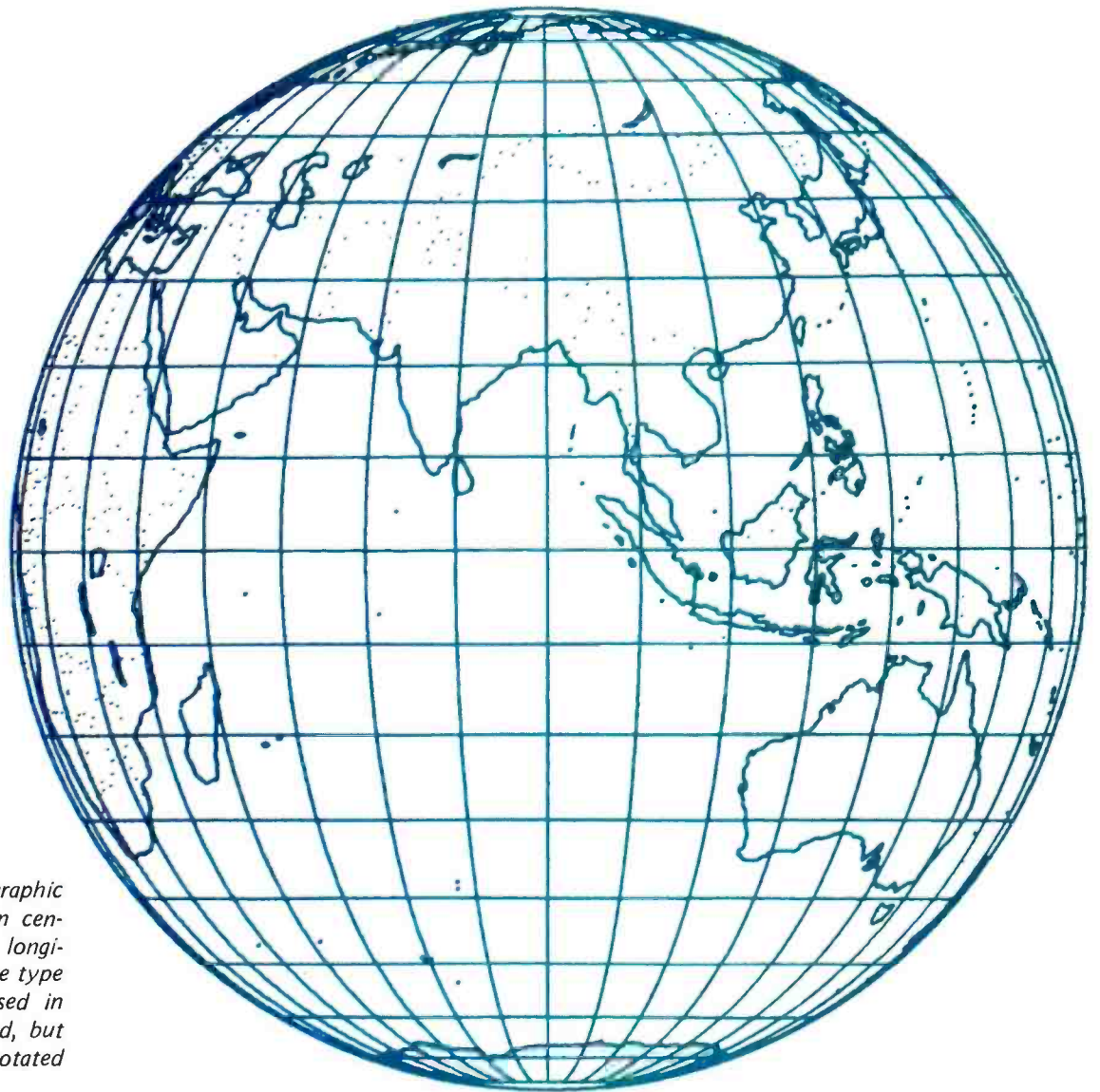

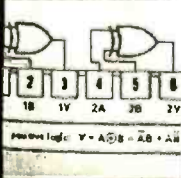




Figure 6: Orthographic equatorial projection centered on  $90^\circ$  east longitude. Here, the same type of projection as used in figure 5 is employed, but the view has been rotated  $160^\circ$  to the east.

THE  
MICRO  
WORKS

**THE INDUSTRY LEADER IN AFFORDABLE HI-RES VIDEO ANALYSIS**

The Micro Works—FIRST to bring high resolution, low cost video to the micro world. Our Digsectors (we even coined the term) provide high speed, precise conversion of video signals to digital data—data you can manipulate to manage security systems, interpret bar codes and steer robots. We've been in the video business for a long time; our DS-68 for 6800 machines was the first video digitizer designed specifically for microprocessors and the first to sell at prices experimenters and hobbyists could afford. Its big sister, the DS-80, provides new features at an unprecedented price for \$-100 micros.

Both boards support high resolution, a 256x256 picture element scan, the precision of 64 grey scale levels, and speed—conversion times as low as 3 microseconds per pixel. The Digsectors are shipped with the software to digitize a full frame of video and store the image in memory. From there, you can output to disk, printer, or simply analyze the data for conditions your system is programmed to interpret.

What else do you get for your money? A reliable, trouble-free board which you don't need to be a hardware or software wizard to operate. Digsectors are shipped assembled, burned in and tested; you just plug them in and run. Our customers are happy; they use Digsectors in research applications, custom microprocessor systems, scanning devices, portrait systems and robotics. Isn't it time for your computer to get the whole picture?

Price: DS-68 \$169.95  
DS-80 \$349.95

DS-65 for the Apple  
COMING SOON!

Master Charge  
Visa Accepted

P.O. BOX 1110 DEL MAR, CA. 92014 714-756-2687

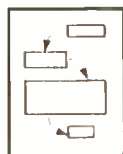
**Wordsmith** is the video text editing system you've been waiting for. Its power, flexibility and simplicity help you carve any text editing task down to size—in a way you can understand. We wanted a system that allows you to think in traditional ways about text layout, yet at the same time makes the traditionally tedious operations such as cut and paste simple and fast. We think we've done it. We want you to decide for yourself.

### Flexibility

- **Logical/Physical Page Distinction.** Define your own hardcopy size. Wordsmith remembers the difference between the screen size and the hardcopy page size.
- **Modular Hardcopy Driver.** Drive a Gume<sup>®</sup> Sprint-5 or TTY-like device directly now, Diablo, NEC and other hardcopy devices soon.
- **Pure Text.** Wordsmith files are pure text with no control characters mixed in. This universal format keeps you as compatible with the world as possible. What you see on the screen is what you get as hardcopy.
- **Page Templates.** Snapshots of the block layout of a page can be saved as named disk files, then later recalled and superimposed on the current page. Use such "templates" for standard multicolumn layouts, common letter formats, and fixed-field forms. A single keystroke dispatches you quickly from block to block as you fill in your page.



Take a snapshot of a page's window layout



Recall a template and hop from window to window.

- **File Switching.** Moving from document to document to examine, copy, move and change text is like rolling off a log. You're not confined to one disk file at a time anymore.

### Simplicity

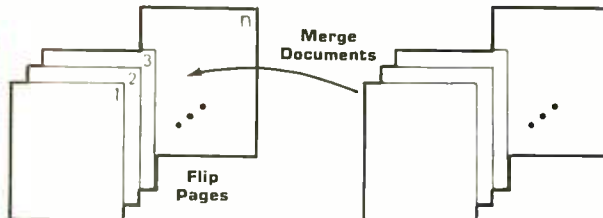
- **Auto Word Break.** Forget the right margin. Wordsmith notices when you won't be able to complete the current word and moves it to the next line for you as you continue typing.
- **Understandable Commands.** The most frequently used commands are single keystrokes. The rest are easily remembered abbreviations.
- **Informative Status Lines.** The top two screen lines constantly display page number information, document name, cursor position, tab stops and status/error phrases. You're always in touch with your document.

Page 3 of 8	File=ADV1	Cursor row 28, col 43
↓	↓	↓

- **Protection Against Catastrophic Errors.** It's nearly impossible to ruin your document with a single bad command. Wordsmith's page oriented design and double-checking user interface help you do what you mean!

### Power

- **Page Oriented Philosophy.** A document is a collection of pages. The screen displays one entire page at a time. Simple random access page flipping commands take you quickly to any page in the document. Equally efficient commands allow you to insert, delete, copy and move pages both within one document and across documents.



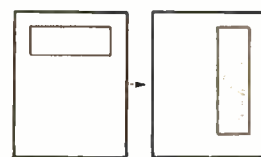
- **Extensive Block Manipulation Capabilities.** Using "windows", portions of text, charts, etc., can be quickly and effortlessly moved around on the current page, or across pages. The shape and size of any window can be changed in real time, with the contained text automatically reformatting itself (heeding word and paragraph boundaries) to conform to the new shape.



Move Text Blocks



Set Up Multiple Text Regions



Change Text Shape

- **Instantaneous Formatting.** Compacting (extraneous blank deletion) and right justifying are simple commands that tidy up a full page or window's worth of text in the blink of an eye. Random access cursor movement, line and character insert and delete, line and page split and join, and a host of other line and character level commands help you put text in its place quickly and accurately.

## The **WORDSMITH**<sup>™</sup> TEXT EDITOR

Defining the New Generation of Text Editing

from **Micro Diversions, Inc.**  
8455-D Tyco Rd.  
Vienna, Va. 22180  
(703) 827-0888

- Direct CP/M<sup>®</sup> and North Star DOS compatibility
- Available for 40x86, 24x80 and 16x64 memory-mapped video boards
- Fully reentrant for efficient multi-programming environments (6K program space, 5K data area)
- 8080 and Z80 compatibility

#### Ordering Information:

\$200  
(Screensplitter<sup>™</sup> Owners: \$80)  
Manual only: \$15  
Check, VISA, Mastercharge

1. CP/M or North Star DOS version?
2. TTY or GUME interface?
3. Brand and memory address of video display board?
4. Ship on single or double density, 5" or 8" diskette?

**Inquire about our custom keyboard.**

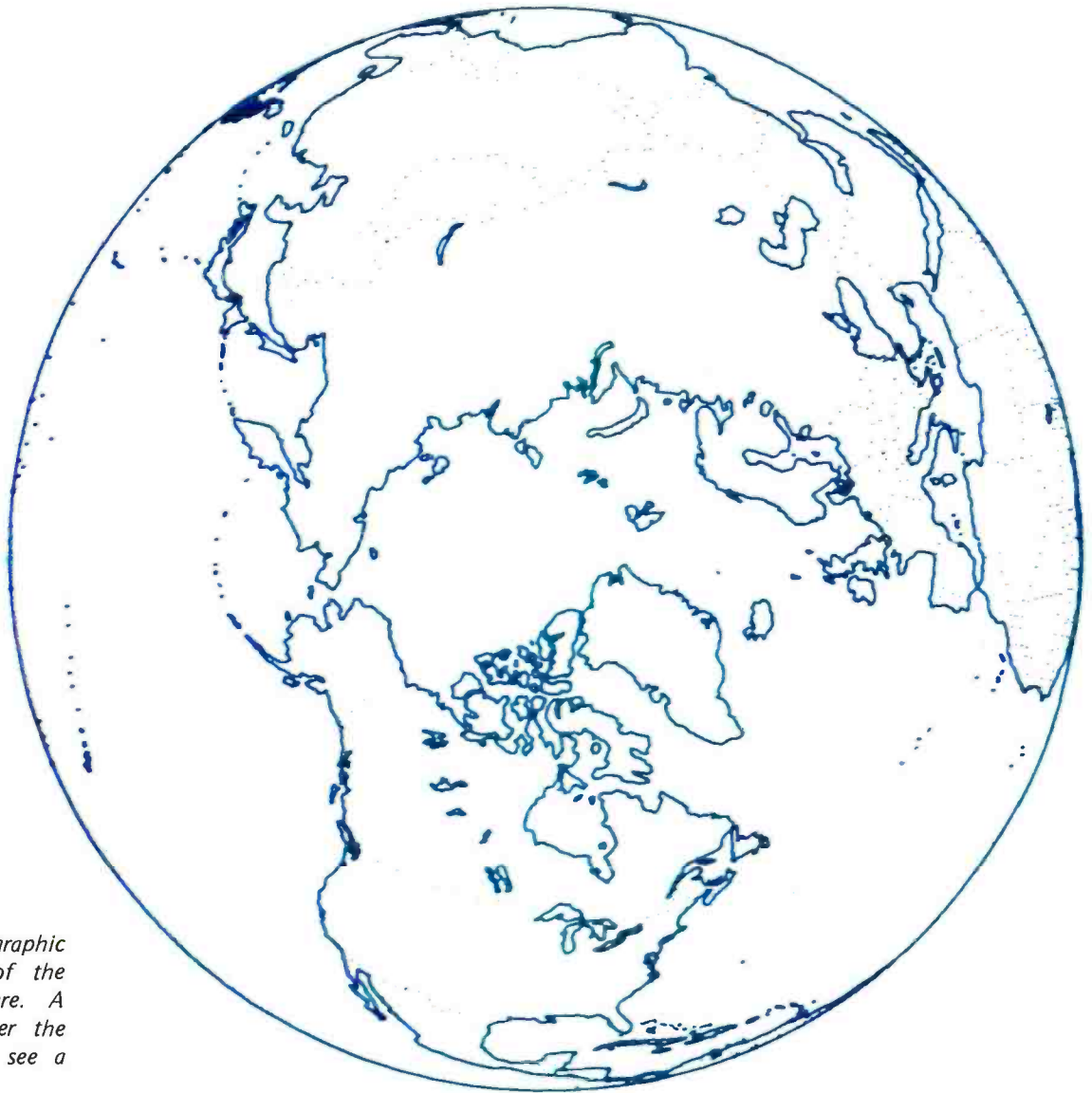


Figure 7: Orthographic polar projection of the northern hemisphere. A spacecraft high over the north pole would see a view similar to this.

```

2000 REM SUBROUTINE TO COMPUTE MAP COORDINATES FOR
2010 REM ORTHOGRAPHIC POLAR PROJECTION.
2020 REM
2030 REM
2040 REM THE FOLLOWING VARIABLES MUST BE DEFINED BEFORE
2050 REM THIS SUBROUTINE IS CALLED:
2060 REM
2070 REM P IS THE GEOGRAPHIC LATITUDE (OBTAINED FROM
2080 REM THE DATA BASE) OF THE POINT BEING CONVERTED.
2090 REM
2100 REM L IS THE GEOGRAPHIC LONGITUDE (OBTAINED FROM
2110 REM THE DATA BASE) OF THE POINT BEING CONVERTED.
2120 REM
2130 REM R IS THE RADIUS OF THE FINISHED MAP, IN
2140 REM CENTIMETERS, INCHES, ETC.
2150 REM
2160 REM H IS A FLAG TO INDICATE WHICH HEMISPHERE IS
2170 REM BEING DRAWN. H=0 MEANS NORTHERN HEMISPHERE.
2180 REM H<>0 MEANS SOUTHERN HEMISPHERE.
2190 REM
2200 REM
2210 REM THE FOLLOWING VARIABLES ARE COMPUTED BY THIS
2220 REM SUBROUTINE:
2230 REM
2240 REM S IS THE OFF-SCALE FLAG. S=0 MEANS ON-SCALE.
2250 REM S=1 MEANS OFF-SCALE.
2260 REM
2270 REM R1 IS TEMPORARY STORAGE.
2280 REM

```

Listing 4: Subroutine to compute map coordinates for orthographic polar projection.



### Orthographic Polar Projections

This is another special case of the perspective projection where the point of projection is at infinity. This time, however, the viewpoint is located directly over the poles. As seen in figures 7 and 8, maps of this projection suffer from compression of geographic features near the equator, but this is a minor drawback considering the ease with which they are generated. Grid lines for the meridians and parallels were omitted from these two particular maps, so the distortion is really not so noticeable unless someone points it out to you. The differences near the equator will be apparent if you compare these maps to the polar equidistant maps in



Figure 8: Orthographic polar projection of the southern hemisphere. The projection is the same as in figure 7, but the vantage point has been shifted to a point above the south pole.

figures 3 and 4. Nevertheless, those maps are mathematical projections designed for specific purposes, and the orthographic polar maps are much more realistic for other purposes (the orbiting spaceships, for example).

The subroutine used to generate these maps is shown in listing 4, where only three statements are required for the conversion process. Although this sample routine does not provide for rotation of the map, this can be implemented by the inclusion of one additional statement. All you need to do is add the desired rotation angle to the geographic longitude (L) of the point being converted. (Some systems may also require that the resultant angle be normalized before it is used in the trigonometric function.)

#### Azimuthal Equidistant Projections

Here we come to one of the most interesting projections in common use. The azimuthal equidistant projection, also

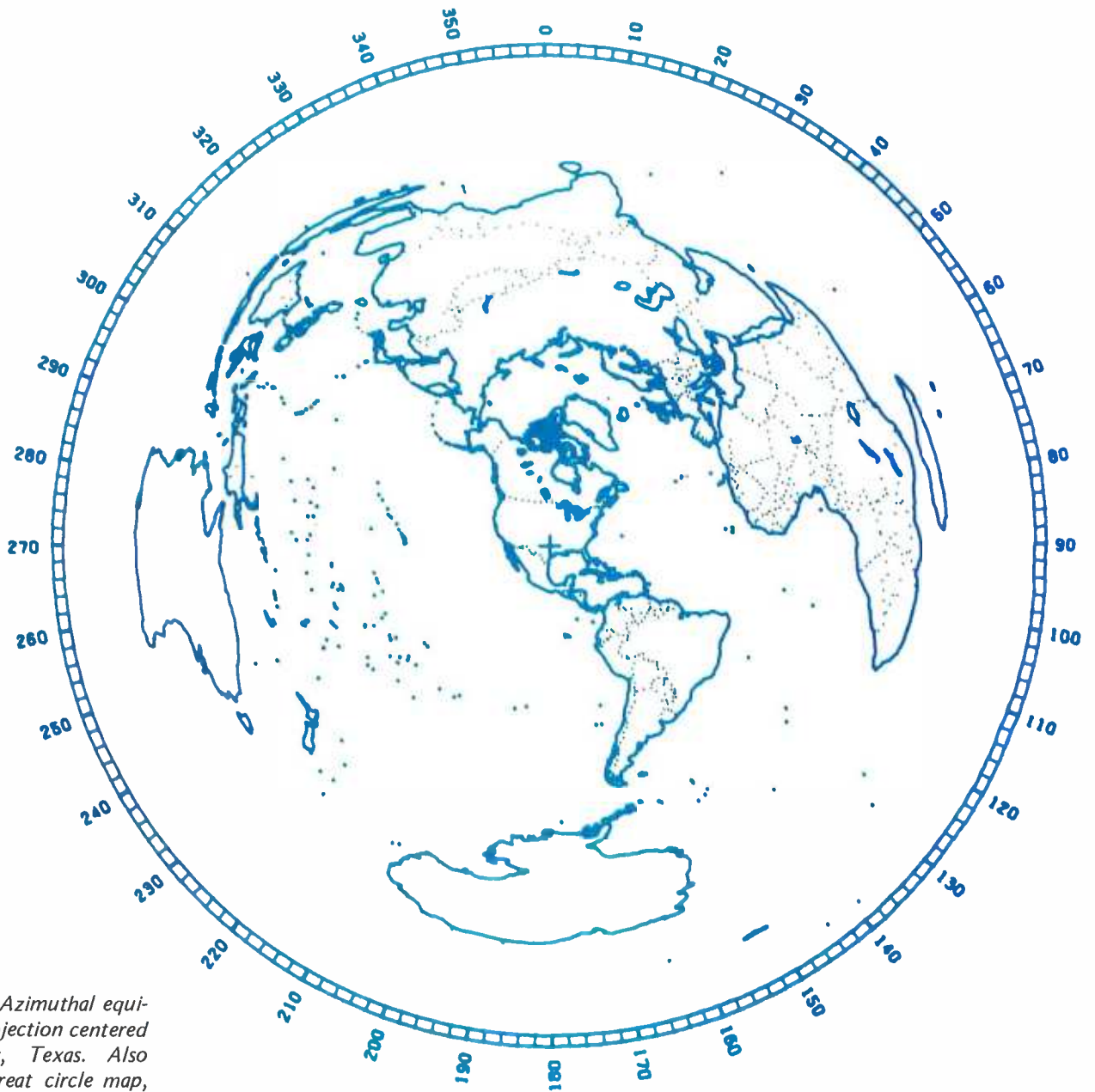
Listing 4 continued:

```

2290 REM X IS THE MAP X-COORDINATE IN CENTIMETERS OR
2300 REM INCHES.
2310 REM
2320 REM Y IS THE MAP Y-COORDINATE IN CENTIMETERS OR
2330 REM INCHES.
2340 REM
2350 REM
2360 LET S = 0
2370 REM IF THE POINT FROM THE DATA BASE IS NOT IN THE
2380 REM HEMISPHERE BEING DRAWN, SET THE OFF-SCALE FLAG
2390 REM AND RETURN.
2400 IF H = 0 THEN 2470
2410 IF P > 0.0 THEN 2480
2420 REM FOR A SOUTHERN HEMISPHERE MAP, CHANGE THE SIGN
2430 REM OF THE LONGITUDE TO MAINTAIN THE PROPER MAP
2440 REM ORIENTATION.
2450 LET L = -L
2460 GO TO 2520
2470 IF P >= 0.0 THEN 2520
2480 LET S = 1
2490 RETURN
2500 REM COMPUTE THE MAP COORDINATES FROM THE
2510 REM GEOGRAPHIC COORDINATES.
2520 LET R1 = R * COS(P)
2530 LET X = R1 * COS(L)
2540 LET Y = R1 * SIN(L)
2550 RETURN
2560 END

```

AZIMUTHAL EQUIDISTANT MAP CENTERED ON  
 TEXAS, DALLAS  
 32 47N 96 48W



*Figure 9: Azimuthal equidistant projection centered on Dallas, Texas. Also called a great circle map, this projection gives true azimuths and distances from the center to all other points. This kind of map is especially useful for showing great circle navigation routes and for determining the proper great circle bearings when aiming radio antennas.*

referred to as a great circle map, is particularly useful in navigation and radio communication. Each such map is based on a chosen central location, and the land areas are mapped so that the azimuths to them from the center are true in all directions. This is accomplished by computing the great circle bearings and distances from the central location to each of the points in the data base,

then scaling the distance to fit the map. This yields the polar form of the map coordinates which are then directly converted to rectangular map coordinates in the usual manner.

Since the shortest distance between any two points on the surface of the Earth is along the great circle path between them, ships and aircraft follow such paths as closely as possible. Radio signals are usually



# SYNCHRO-SOUND

The ORIGINAL Computer People Who KNOW computers and offer EVERYTHING you need in Small Computer Systems

Compare PRICE, QUALITY, DELIVERY, SERVICE and you'll see why you don't have to look anyplace else!




**TEXAS INSTRUMENTS**  
810 Multi-Copy Impact Printer  
ONLY **\$1599.00**  
SINGLE QUANTITY PRICE


We carry a full line of Texas Instruments products

**TERMINALS**

LEAR-SIEGLER ADM-3A . . . }  
ADM-31 . . . }  
ADM-42 . . . } **CALL\* for prices**



HAZELTINE 1400 . . . }  
1410 . . . } **CALL\* for prices**  
1500 . . . }  
Mod 1 Edit . . . }



**COMPUTERS**  
NORTHSTAR Horizon II (kit) . . . } **CALL\* for price**

**PRINTERS**

OKIDATA SL125 . . . } **CALL\* for prices**  
110 . . . }



TELETYPE 43 . . . } **CALL\* for price**



**CENTRONICS**

Micro . . . } **CALL\* for prices**  
779-2 . . . }  
700-2 . . . }  
703-0 . . . }



**DIGITAL SYSTEMS**

DSC-2 . . . } **CALL\* for prices**  
Dble Density  
Dual Drive Disk . . . }



**CROMEMCO**

System 3 . . . } **CALL\* for price**



## MORE SPECIALS

Decwriter II . . . . .	\$1395.00	44 Column Printer . . .	\$295.00
Qume Sprint 5/45 RO . . . . .	2795.00	Livermore Accoustic Coupler . . . . .	249.00
Persci 277 Dble Density . . . . .	1395.00	Javelin 9" Monitor . . . . .	159.95
Imsai PCS 80/15 . . . . .	599.00	Pertec 4511-R . . . . .	
Anadex DP 8000 Printer . . . . .	995.00	10 M Hard Disk . . . . .	CALL*

**SOFTWARE**

Here are nine packages that enable you to make full use of the potential in your small computer system:

- ACCOUNTS RECEIVABLE
- INVENTORY
- ORDER ENTRY
- WORD PROCESSING
- PAYROLL
- REAL ESTATE MGT.
- MEDICAL-DENTAL
- MAILING PROGRAM
- SHIPPING & RECEIVING
- and MORE!

Microsoft Basic, Fortran, Cobol available  
**CALL\* for prices**

\*Our prices are too low to advertise. Please call or write.

We have a full staff of Programmers and Computer Consultants to design, configure and deliver a Turnkey Computer System to meet your specific requirements.



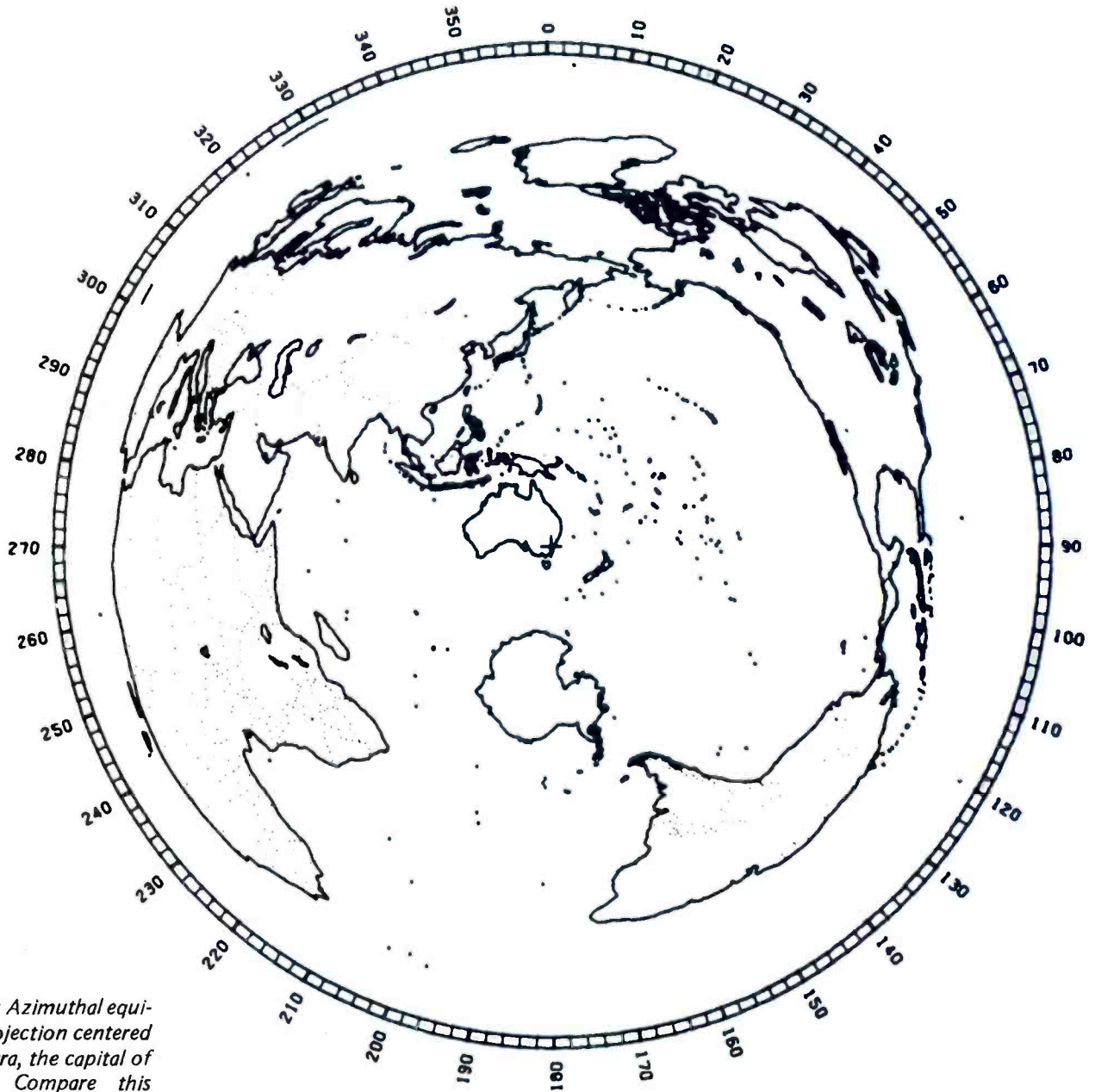
## SYNCHRO-SOUND ENTERPRISES, INC.

The Computer People  
193-25 Jamaica Avenue, Jamaica, New York 11423  
212/468-7067 TWX 710-582-5886

Hours 9-4 Daily  
and Saturday

Visit our new showroom  
Working units on display  
BankAmericard Master Charge

AZIMUTHAL EQUIDISTANT MAP CENTERED ON  
**AUSTRALIA. CANBERRA**  
 35 17S      149 8E



*Figure 10: Azimuthal equidistant projection centered on Canberra, the capital of Australia. Compare this map to the one in figure 9 and notice how different the world looks from the standpoint of navigation and radio bearings.*

SCALE OF DISTANCE FROM CENTER



strongest along the shortest path, so reception is best when the antenna is lined up with the correct great circle bearing. The azimuthal equidistant map is superb in these applications.

Figures 9 and 10 illustrate maps centered on Dallas TX, and Canberra, Australia, respectively. A navigator planning a flight from Dallas to Tokyo would draw a straight

line from the center of the Dallas map, to Tokyo. This line indicates the shortest path between the two cities, and shows the intervening territory to be traversed. By extending the straight line on out to the bearing on the perimeter of the map, the initial departure bearing can be read directly.

Ham radio operators and shortwave listeners use these maps extensively. Suppose

# POWERFUL INTERFACES

## S-100 RS-232 CONTROL CARD

8-SERIAL I/O CHANNELS

MODEL 232-100K (KIT) - \$149.95

MODEL 232-100A (ASSEM.) - \$179.95

**A MUST FOR THE SERIOUS USER:** NOW, FROM A SINGLE SERIAL I/O PORT YOU CAN SEND AND RECEIVE DATA TO ANY OF THE 8 CHANNELS WITH A SIMPLE SOFTWARE COMMAND EITHER IN BASIC OR MACHINE CODE.

• **INDIVIDUAL BAUD RATES:** Each channel can be set for its own individual baud rate via a dip switch. Card contains its own on board baud rate generator chip and crystal. The RS-232 Control Card will run any S-100 Microprocessor because of its on board timing clock.

• **ALL HARDWARE:** Yes this has our "ALL HARDWARE" software match setting features. You are able to select and set status, its parity to match any software configuration. NO NEED TO CHANGE THE SOFTWARE TO MATCH THE BOARD.

• **SIMPLE OPERATION:** Only one port to configure. It's easy to set and run. You just output from Basic or your machine code program the Port # and Bit 1-8. By turning on bits one through eight you're able to direct your output to any RS-232 device. An extra feature is, you are able to run more than one RS-232 device at a time. Output and input from all 8 if you want.

• **EASY CONNECTION:** On top of the board are two 50 pin edge connectors. Supplied with the board are two cables with 40 Pin IDC connectors on one end and four DB-25 connectors on the other. All cables for connection from board to I/O devices is supplied.

• **HIGHEST QUALITY:** The highest quality parts are used. The P.C. board is double sided with plated through the holes, solder mask and silk screened legend.

• **FULL DOCUMENTATION:** A complete manual of operation and assembly is included.

## S-100 Z-80 CENTRAL PROCESSING UNIT

MODEL Z-80100K (KIT) - \$129.95

MODEL Z-80100A (ASSEM.) - \$139.95

- Selectable power on jump to any memory address.
- Provisions for on board EPROM.
- True generation 8080Q1 and Q2 clock signals.
- Selectable wait states on M-1 cycle memory request cycle, on board ROM cycle, and input-output cycles.
- True DMA tri states for all signals from processor board.
- All status signals are latched per the S-100 BUS specifications.
- Unit includes high speed Z-80A Microprocessor chip, 4 Mhz operation - can be switched to 2 Mhz, if so desired.
- Power requirements — +8volts @ 1.0amps.

\*TRS-80 is a trademark of Tandy Corp.




# WORLD POWER SYSTEMS, INC.

1161 N. El Dorado Place, Suite 333, Tucson, Arizona 85715  
24 Hour Order Phone No: 602-886-2537

## TRS-80\* TO S-100 BUS CABLE ADAPTER

MODEL CAB-80K (KIT) \$99.95

MODEL CAB-80A (ASSEM.) \$119.95



• **FULL INTERFACE:** Contained within the cable assembly, is a small enclosure. This enclosure contains all the logic to convert your TRS-80\* to be compatible with the S-100 BUS system.

• **FULL BUFFERING:** All address, data and signal lines are fully buffered.

• **EASY CONNECTION:** It is easy to connect. Just plug the one end of the cable into the one slot on your S-100 system and plug the other end into the rear of the TRS-80\* keyboard or between the expansion interface. Turn on and go.....

• **TWO EDGE CONNECTORS:** Two addition 40 pin port edge connectors are provided for other connection of expansion interfaces.

• **POWER:** All power is derived from the S-100 BUS structure. Since the TRS-80\* will not support other devices hooked to its power supply, it is a must that your S-100 supply =8-10 volts D.C. Logic card contained within the cable has on board 5 volt regulator. Current requirements is 375 ma. Unit has separate terminal for exterior connection of DC power requirement if it is to be supplied outside the S-100 BUS system.

• **FULL OPERATION MANUAL:** Not much need for a manual, but we have prepared one with full principal of operation, etc.

## TRS-80\* 16K MEMORY ADD-ON KIT

FOR THE TRS-80\* — SORCERER<sup>±</sup> — APPLE II<sup>†</sup> 8-PRIME, 250NS HIGH SPEED MEMORY CHIPS  
MODEL 16K-80 - \$95.00

• **All chips are new, top quality, factory fresh and tested.**

• Each kit comes with complete, simple to understand instructions. Even the least experienced individual can add on memory.

• Comes complete with programmed jumpers.

• **Guarantee:** If a chip fails, we will replace it with no questions asked. Lifetime guarantee!

• Remember: These are top quality prime #1 chips. All orders shipped same day as received!

*Listing 5: Subroutine to compute map coordinates for azimuthal equidistant projection.*

```

5000 REM      SUBROUTINE FOR COMPUTING MAP COORDINATES FOR
5010 REM      AZIMUTHAL EQUIDISTANT PROJECTION.
5020 REM
5030 REM
5040 REM      THE FOLLOWING FUNCTION MUST BE DEFINED BEFORE
5050 REM      THIS SUBROUTINE IS CALLED:
5060 REM
5070 REM      FNC( ) COMPUTES THE ARC COSINE OF THE
5080 REM      ARGUMENT. THE FUNCTION MUST BE
5090 REM      NON-AMBIGUOUS; THAT IS, IT MUST
5100 REM      ATTACH THE CORRECT ALGEBRAIC SIGN
5110 REM      TO THE RESULT.
5120 REM
5130 REM
5140 REM      THE FOLLOWING VARIABLES MUST BE DEFINED BEFORE
5150 REM      THIS SUBROUTINE IS CALLED:
5160 REM
5170 REM      A1 IS EQUAL TO SIN(A), WHERE A IS THE
5180 REM      GEOGRAPHIC LATITUDE OF THE LOCATION ON
5190 REM      WHICH THE MAP IS CENTERED.
5200 REM
5210 REM      A2 IS EQUAL TO COS(A), WHERE A IS AS DEFINED
5220 REM      ABOVE
5230 REM
5240 REM      L0 IS THE GEOGRAPHIC LONGITUDE OF THE LOCATION
5250 REM      ON WHICH THE MAP IS CENTERED.
5260 REM
5270 REM      P IS THE GEOGRAPHIC LATITUDE (FROM THE DATA
5280 REM      BASE) OF THE POINT BEING PROCESSED.
5290 REM
5300 REM      L IS THE GEOGRAPHIC LONGITUDE (FROM THE DATA
5310 REM      BASE) OF THE POINT BEING PROCESSED.
5320 REM
5330 REM      F IS THE MAP SCALE FACTOR, EQUAL TO
5340 REM      R/3.1415927, WHERE R IS THE RADIUS OF THE
5350 REM      FINISHED MAP, IN CENTIMETERS OR INCHES.
5360 REM
5370 REM
5380 REM      THE FOLLOWING VARIABLES ARE COMPUTED BY THIS
5390 REM      SUBROUTINE:
5400 REM
5410 REM      L1 IS TEMPORARY STORAGE FOR THE DIFFERENCE
5420 REM      BETWEEN THE LONGITUDE OF THE POINT BEING
5430 REM      PROCESSED, AND THE LONGITUDE OF THE
5440 REM      LOCATION ON WHICH THE MAP IS CENTERED.
5450 REM
5460 REM      P1 IS TEMPORARY STORAGE FOR THE SINE OF THE
5470 REM      LATITUDE OF THE POINT BEING PROCESSED.
5480 REM
5490 REM      D IS THE ANGULAR DISTANCE (ARC DISTANCE), IN
5500 REM      RADIAN, BETWEEN THE LOCATION ON WHICH THE
5510 REM      MAP IS CENTERED AND THE POINT BEING
5520 REM      PROCESSED.
5530 REM
5540 REM      D1 IS TEMPORARY STORAGE FOR THE COSINE OF D.
5550 REM
5560 REM      C IS THE NORMALIZED ANGULAR COMPONENT OF THE
5570 REM      POLAR FORM OF THE MAP COORDINATES.
5580 REM
5590 REM      C1 IS THE COSINE OF THE VALUE OF C BEFORE C IS
5600 REM      NORMALIZED.
5610 REM
5620 REM      R1 IS THE RADIAL DISTANCE COMPONENT OF THE
5630 REM      POLAR FORM OF THE MAP COORDINATES.
5640 REM
5650 REM      X IS THE MAP X-COORDINATE, IN CENTIMETERS OR
5660 REM      INCHES.
5670 REM
5680 REM      Y IS THE MAP Y-COORDINATE, IN CENTIMETERS OR
5690 REM      INCHES.
5700 REM
5710 REM
5720 LET L1 = L - L0
5730 REM      NORMALIZE THE LONGITUDINAL DIFFERENCE BETWEEN

```

that a ham in Canberra, the capital of Australia, hears a station in Venezuela that he would like to talk to. By using the map in figure 10, he can draw a line from the center, through Venezuela, out to the edge. The bearing read at the edge tells him where to set his antenna, and once done he not only receives the strongest possible signal from Venezuela, but he also assures that his own signal is transmitted along the shortest possible path to the other ham.

The distance scale at the bottom of these maps can be used to measure the distance between the center and any other location on the map. But it cannot be used between just any two locations: on this type of projection the distance scale is accurate only when measuring outward from the center.

The bearing scale, you will notice, is numbered from 0 to 360 degrees, clockwise from true north. This is the usual convention for all navigation and radio bearings. We label the map in this manner, but work with standard trigonometric convention in the program. More will be said about that later.

The program that generated the example maps is given in listing 5. Although slightly more involved than the previous map projections that we have looked at, it still requires only about a dozen statements to carry out the entire conversion process. One interesting feature is that there is no off-scale flag to worry about, because there is no such thing as an off-scale condition on an azimuthal equidistant map. The entire world is mapped, with no discontinuities, so every coordinate in the data base will find a home somewhere on the map.

The solution of the mathematics requires an inverse cosine function, which is not present in many BASIC interpreters. Rather than worry about what other implementations might be like, I just set it up to compute the inverse cosine by a user-defined function, FNC. It is up to the user to insert a properly defined function for this operation. *[Most BASIC interpreters have inverse tangent functions. Inverse cosine can be derived by  $\cos^{-1}(X) = -\tan^{-1}(X/\sqrt{1-X^2}) + 1.5708 \dots$ RGAC]*

Since many of the people who are interested in this type of map are also interested in printing out tables of great circle bearings and distances to other locations, I arranged the first part of the program to compute the angle in navigation/radio bearing convention before converting it to standard convention. The remarks beginning at line 5900 give additional details for extracting this information if you want it in tabular form.

One should be cautioned that the creation of azimuthal equidistant maps requires a fairly dense data base, because of

*Listing 5 continued on page 100*

# INFO 2000 DISK SYSTEMS: A LOT LESS THAN YOU EXPECT.

## Less Cost

The DISCOMEM Controller board costs us less to manufacture. So your complete INFO 2000 Disk System costs you less — at least \$400 less than comparable disk systems.

## Less Hardware

Only three S-100 boards are needed to create a complete, high-performance disk-based microcomputer system—the DISCOMEM Controller Board, a 32K memory board, and any 8080, 8085 or Z80 CPU board. You don't need extra interface or EPROM boards since DISCOMEM contains 2 serial ports, 3 parallel ports and provision for 7K of EPROM and 1K of RAM.

## Less Time

The INFO 2000 Disk System is incredibly fast! Using the PerSci Drives with voice coil positioning, disk seek times are up to 8 times faster than with other drives. A full disk-to-disk copy and verification takes well under a minute. Formatting and verifying a new diskette takes less than half a minute. Reloading CP/M<sup>†</sup> from diskette takes a fraction of a second.

## Less Space

The system is remarkably compact, requiring only 1/2 to 1/3 the space taken by other 2-drive disk systems.

## It all adds up to more capability for your money.

The complete INFO 2000 Disk System comes completely assembled and tested. It includes dual diskette drives, the DISCOMEM Controller, power supply, cabinet, cables and the CP/M disk operating system—everything you need for immediate plug-in-and-go operation with your microcomputer. This means less time, hassle, hardware, space, errors and less money than for comparable equipment. Now, isn't that a lot less than you'd expected in a dual disk system?

INFO 2000 Disk Systems are also available for Digital Group and Heath H8 microcomputers. Dealer inquiries welcomed.

<sup>†</sup>CP/M is a registered trademark of Digital Research.

## Less Hassle

The INFO 2000 Disk System eliminates the "I/O configuration blues" by incorporating all necessary interface ports. A CP/M Loader and all I/O drivers are contained in EPROM so there is no need for special software customization. Just plug the system into your S-100 microcomputer and begin immediate operation using the CP/M disk operating system. The INFO 2000 Disk System is supported by the most extensive library of software available, including 3 different BASICs, 2 ANSI FORTRAN IVs, several assemblers, text editors, debugging tools, utilities and numerous applications packages.

## Less Errors

This disk system uses full size 8" diskettes and standard IBM 3740 recording format. So you're assured superior protection against errors, and full interchangeability with other CP/M-based systems.



**NOW IN STOCK:  
DOUBLE-SIDED  
DRIVES!**  
Doubles your storage capacity\*

**INFO 2000**  
CORPORATION

20620 South Leapwood Avenue  
Carson, California 90746

(213) 532-1702

\*Extra cost option.

```

5740 REM -180 DEGREES AND +180 DEGREES (-PI AND +PI).
5750 IF L1 >= -3.1415927 THEN 5780
5760 LET L1 = L1 + 6.2831853
5770 GO TO 5800
5780 IF L1 <= 3.1415927 THEN 5800
5790 LET L1 = L1 - 6.2831853
5800 LET P1 = SIN(P)
5810 LET D1 = A1 * P1 + A2 * COS(P) * COS(L1)
5820 LET D = FNC(D1)
5830 LET C1 = (P1 - A1*D1) / (A2 * SIN(D))
5840 LET C = FNC(C1)
5850 REM NORMALIZE THE VALUE OF C, DEPENDING UPON THE
5860 REM RELATIVE LONGITUDES OF THE POINT AT THE CENTER
5870 REM OF THE MAP AND THE POINT BEING PROCESSED.
5880 IF L1 >= 0.0 THEN 6020
5890 LET C = 6.2831853 - C
5900 REM AT THIS POINT C IS IN THE RANGE FROM 0 TO
5910 REM 2*PI, MEASURED CLOCKWISE FROM TRUE NORTH. IF
5920 REM DESIRED, ONE CAN COMPUTE THE BEARING IN
5930 REM DEGREES BY B = C * 57.2957795. THE GREAT
5940 REM CIRCLE DISTANCE ALONG THE SURFACE OF THE EARTH
5950 REM CAN ALSO BE COMPUTED AT THIS POINT BY
5960 REM K = D * 6378, WHERE K IS IN KILOMETERS, OR BY
5970 REM M = D * 3963, WHERE M IS IN MILES.
5980 REM
5990 REM NOW REVERSE THE DIRECTION OF MEASUREMENT OF C
6000 REM AND ROTATE IT BY PI/2 (90 DEGREES). THEN
6010 REM NORMALIZE THE RESULT BETWEEN -PI AND +PI.
6020 LET C = 1.5707963 - C
6030 IF C >= -3.1415927 THEN 6070
6040 LET C = C + 6.2831853
6050 REM CONVERT THE ANGULAR DISTANCE TO THE MAP RADIAL
6060 REM DISTANCE.
6070 LET R1 = D * F
6080 REM R1 AND C NOW REPRESENT NORMALIZED POLAR
6090 REM COORDINATES ON THE MAP, FROM WHICH THE
6100 REM RECTANGULAR MAP COORDINATES ARE COMPUTED:
6110 LET X = R1 * COS(C)
6120 LET Y = R1 * SIN(C)
6130 RETURN
6140 END

```

the extreme elongation of graphical features near the edge of the map. The consequence of having widely separated data points will be an entirely unacceptable map with long straight and angular lines on the outer portions. This can be minimized somewhat by certain interpolation techniques, but none of these can entirely compensate for fundamental deficiencies in the data base.

Perhaps by this time some readers have realized that the polar equidistant maps that we looked at in figures 3 and 4 are actually just very special cases of the azimuthal equidistant map. Due only to their unique central locations, they happen to be more easily generated by the procedure in listing 2 than the one in listing 5, though either could do the job with just minor modification.

### Celestial Maps

No examples of celestial maps have been included because the methods used to create them have already been covered in the discussion of the other types of maps. It is doubtful that you would want to generate a hard copy of a celestial map, since the projections used are pretty much standardized and there are plenty of nice printed maps available at nominal cost. The true value of com-

puter generated celestial maps materializes in the creation of video displays for use adjacent to the telescope during astronomical observations.

One can set up a system to display selected areas of the heavens on a video display equipped with a red filter to preserve night vision. The area displayed can be specified at the keyboard, or it can be automatically designated according to the current pointing position of the telescope. The computer can be used to drive the telescope's tracking motors, and simultaneously update the video display as the field of vision moves across the night sky.

As mentioned earlier, ready-made data bases abound for astronomical applications. For all practical purposes, the format is the same as for geographical data bases. Celestial coordinates, however, are given in right ascension (measured in hours, minutes, and seconds) and declination (measured in degrees). Right ascension can also be represented in degrees of arc, where 15 degrees are equal to one hour of time. The format you use would depend upon the ultimate application.

In addition to the coordinates stored in the data base, it will be necessary to store a code indicating the type of object (star, nebula, galaxy, etc) as well as its visual magnitude (brightness). Then dots of varying size, or even distinctly different symbols, can be displayed to give a much more accurate representation of what the observer will see through the telescope. The process used for celestial mapping is very much like that demonstrated by the United States map in figure 2, in that the map is made up entirely of isolated dots or symbols with no lines connecting them.

Since the area of the sky presented on the video screen at any one time is comparatively small, most portions of the sky can be displayed with no noticeable distortion merely by using a simple rectangular projection. Areas within about 30 or 40 degrees of the celestial poles might be presented using a polar equidistant projection.

### Homemade Projections

It has already been pointed out that the projections we examined are just the most common of the many projections actually in use. You may find that you have an application that requires a different approach, and you will probably find just what you want in any good text on cartography or map projections. But don't let that be the end of the line for you. There is nothing that says that you can't devise your own projections. If you want a projection that shows the surface of the Earth as viewed from an antimatter



spaceship traveling through the core of the Earth, it's a simple matter to set up one. When you're through, you can even name the projection after yourself.

To demonstrate the liberties one can take, I have included in figure 11 a projection of my own design. This I have called Johnston's Complementary Latitude Polar Projection of the Northern Hemisphere. The reader is left to find a use for it.

#### Summary

Some of the greatest theoretical contributions to the science of cartography were made as far back as 400 years ago. But producing each given map was a monumental task of manual computation, not to be taken lightly. What was possible in theory for hundreds of years has only become practical to carry out on any significant scale in the past 25 years, and for a time only by organizations with access to large scale computers.

Today, you and I can sit before our home computers, and with a few keystrokes we can command our machines to spew out

maps of all descriptions. In mere seconds, we can have maps for satellite tracking, for antenna pointing, for Space War games, or for whatever purposes suit our fancy. The sub-routines given in the accompanying listings can be used to generate a number of different types of very useful maps, and with little effort the reader can devise additional software to further expand the capability.

This article has barely scratched the surface of the field of computer generated maps. We have not, for example, addressed the subject of topographic mapping, or any of a host of other interesting aspects of computerized cartography. Commercial and government installations use techniques far more sophisticated than those demonstrated here. One can, however, derive an enormous amount of practical use and personal satisfaction from putting into operation the procedures that we have examined. If your imagination has no limits, then the power of your computer has no bounds.■

*Figure 11: Johnston's complementary latitude polar projection of the northern hemisphere. This is a homemade projection invented by the author, for which the reader is invited to find a use.*

# Aw, cut it out!

**NEWS FLASH**  
Modified CP/M  
for TRS-80  
now available

**New CP/M  
implementations:**  
Double Density  
North Star,  
Helios, Altair,  
Micro and 8" iCOM.

Heath H8/H17  
modified CP/M  
available  
June 1

Software  
with  
Manual  
Manual  
Alone

## DIGITAL RESEARCH

- CP/M\* FDOS** — Diskette Operating System complete with Text Editor, Assembler, Debugger, File Manager and system utilities. Available for wide variety of disk systems including North Star, Helios II, Micropolis, iCOM (all systems) and Altair. Supports computers such as Sorcerer, Horizon, Sol System III, Versatile, Altair 8800, COMPAL-80, DYNABYTE DB8/2, and iCOM Attache. Specify desired configuration ..... **\$145/\$25**
- MAC** — 8080 Macro Assembler. Full Intel macro definitions. Pseudo Ops include RPC, IRP, REPT, TITLE, PAGE, and MACLIB. Z-80 library included. Produces Intel absolute hex output plus symbols file for use by SID (see below) **\$100/\$15**
- SID** — 8080 symbolic debugger. Full trace, pass count and break-point program testing system with back-trace and histogram utilities. When used with MAC, provides full symbolic display of memory labels and equated values ..... **\$85/\$15**
- TEX** — Text formatter to create paginated, page-numbered and justified copy from source text files, directable to disk or printer ..... **\$85/\$15**
- DESPOOL** — Program to permit simultaneous printing of data from disk while user executes another program from the console ..... **\$50/\$1**

## MICROSOFT

- Disk Extended BASIC** — New version, ANSI compatible with long variable names, WHILE/WEND, chaining, variable length file records ..... **\$300/\$25**
- FORTRAN-80** — ANSI '66 (except for COMPLEX) plus many extensions. Includes relocatable object compiler, linking loader, library with manager. Also includes MACRO-80 (see below) ..... **\$400/\$25**
- COBOL-80** — ANSI '74 Pseudo-compiler with relocatable object runtime package. Format same as FORTRAN-80 and MACRO-80 modules. Complete ISAM, interactive ACCEPT/ DISPLAY, COPY, EXTEND ..... **\$625/\$25**
- MACRO-80** — 8080/Z80 Macro Assembler. Intel and Zilog mnemonics supported. Relocatable linkable output. Loader, Library Manager and Cross Reference List utilities included ..... **\$149/\$15**
- MACRO-80** plus FORTRAN subroutine library available. Library includes ABS, SIGN, EXP, DLOG, SQRT, DSQRT, ATAN, DATAN etc. etc. .... **\$219/\$15**
- EDIT-80** — Very fast random access text editor for text with or without line numbers. Global and intra-line commands supported. File compare utility included ..... **\$89/\$15**

## XITAN (software requires Z-80 CPU)

- Disk BASIC** — Fast powerful interactive interpreter. PRIVACY password security. Can dynamically open a large number of files simultaneously for random or sequential I/O ..... **\$159/\$20**
- Z-TEL** — Text editing language. Expression evaluation iteration and conditional branching ability. Registers available for text and commands. Macro command strings can be saved on disk for re-use ..... **\$69/\$20**
- ASM** Macro Assembler — Mnemonics per Intel with Z-80 extensions. Macro capabilities with absolute Intel hex or relocatable linkable output modules ..... **\$69/\$20**
- LINKER** — Link-edits and loads ASM modules ... **\$69/\$20**
- Z-BUG** debugger — Trace, break-point tester. Supports decimal, octal and hex modes. Disassembler to ASM mnemonic set. Emulation technique permits full tracing and break-point support through ROM ..... **\$89/\$20**

\*CP/M is a trade name of Digital Research

- TOP** Text Output Processor — Creates page-numbered, justified documents from source text files ..... **\$69/\$20**
- Super BASIC** — Sub-set of Xitan Disk BASIC with extensive arithmetic and string features but without random access data file support. Available optionally with features to support VDB Xitan video output board ..... **\$99/\$20**
- A3 package** includes Z-TEL, TOP, ASM and Super BASIC ..... **\$249/\$40**

- A3+ package** includes Disk BASIC, Z-TEL, TOP, ASM, Z-BUG and LINKER ..... **\$409/\$40**

## MICROPRO

- Super Sort I** — Sort, merge, extract utility as absolute executable program or linkable module in Microsoft format. Sorts fixed or variable records with data in binary, BCD, Packed Decimal, EBCDIC, ASCII, floating, fixed point, exponential, field justified, etc. etc. Even variable number of fields per record! ..... **\$250/\$25**
- Super Sort II** — Above available as absolute program only ..... **\$200/\$25**
- Super Sort III** — As II without SELECT/EXCLUDE ..... **\$150/\$25**

- Word Master** Text Editor — In one mode has super-set of CP/M's ED commands including global searching and replacing, forward and backwards in file. In video mode, provides full screen editor for users with serial addressable-cursor terminal ..... **\$150/\$25**

- Corresponder** — Mail list system, supporting form letter generation with personalized greetings. Reference fields permit sorting and extraction by name, address fields or reference data using Super Sort. Requires CBASIC ..... **\$95/\$25**

## SOFTWARE SYSTEMS

- CBASIC-2** Disk Extended BASIC — Non-interactive BASIC with pseudo-code compiler and runtime interpreter. Supports full file control, chaining, integer and extended precision variables etc. Version 1 users can receive Version 2 and new manual for \$45 with return of original diskette. Standard CP/M and TRS-80 CP/M versions available ..... **\$90/\$15**

## STRUCTURED SYSTEMS GROUP

- General Ledger** — Interactive and flexible system providing proof and report outputs. Customization of COA created interactively. Multiple branch accounting centers. Extensive checking performed at data entry for proof, COA correctness etc. Journal entries may be batched prior to posting. Closing procedure automatically backs up input files. All reports can be tailored as necessary. Requires CBASIC ..... **\$899/\$20**
- Accounts Receivable** — Open item system with output for internal aged reports and customer-oriented statement and billing purposes. On-Line Enquiry permits information for Customer Service and Credit departments. Interface to General Ledger provided if both systems used. Requires CBASIC ..... **\$699/\$20**
- Accounts Payable** — Provides aged statements of accounts by vendor with check writing for selected invoices. Can be used alone or with General Ledger and/or with NAD. Requires CBASIC ..... **\$699/\$20**
- NAD** Name and Address selection system — interactive mail list creation and maintenance program with output as full reports with reference data or restricted information for mail labels. Transfer system for extraction and transfer of selected records to create new files. Requires CBASIC ..... **\$79/\$20**
- QSORT** — Fast sort/merge program for files with fixed record length, variable field length information. Up to five ascending or descending keys. Full back-up of input files created. Parameter file created, optionally with interactive program which requires CBASIC. Parameter file may be generated with CP/M assembler utility ..... **\$95/\$20**

All  
Microsoft  
prices are  
discounted!!

Structured  
Systems  
prices are  
discounted!!



Software for most popular 8080/Z80 computer disk systems, including **NORTH STAR, MICROPOLIS, iCOM, SD SYSTEMS, DYNABYTE DB8/2, HELIOS, ALTAIR, TRS-80** and 8" **SOFT SECTORED** formats.

Software with Manual / Manual / Alone

Software with Manual / Manual / Alone

**GRAHAM-DORIAN SOFTWARE SYSTEMS**

- PAYROLL SYSTEM** — Maintains employee master file. Computes payroll withholding for FICA, Federal and State taxes. Prints payroll register, checks, quarterly reports and W-2 forms. Can generate ad hoc reports and employee form letters with mail labels. Requires CBASIC. Supplied in source code. **\$605/\$35**
- APARTMENT MANAGEMENT SYSTEM** — Financial management system for receipts, disbursements and security deposits of apartment projects. Captures data on vacancies, revenues, etc. for annual trend analysis. Daily report shows late rents, vacancy notices, vacancies, income lost through vacancies, etc. Requires CBASIC. Supplied in source code. **\$605/\$35**
- INVENTORY SYSTEM** — Captures stock levels, costs, sources, sales, ages, turnover, markup, etc. Transaction information may be entered for reporting by salesman, type of sale, date of sale, etc. Reports available both for accounting and decision making. Requires CBASIC. Supplied in source code. **\$605/\$35**

**OTHER**

- Z80 Development Package** — Consists of: (1) disk file line editor, with global inter and intra-line facilities; (2) Z80 relocating assembler, Zilog/Mostek mnemonics, conditional assembly and cross reference table capabilities; (3) linking loader producing absolute intel hex disk file for CP/M LOAD, DDT or SID facilities. Standard CP/M and TRS-80 CP/M versions available **\$95/\$15**
- TEXTWRITER II** — Text formatter to justify and paginate letters and other documents. Special features include insertion of text during execution from other disk files or console, permitting recipe documents to be created from linked fragments on other files. Ideal for contracts, manuals, etc. **\$75/\$5**
- WHATSIT?** — Interactive data-base system using associative tags to retrieve information by subject. Hashing and random access used for fast response. Requires CBASIC **\$125/\$25**
- DISZILOG** — As DISINTEL to Zilog/Mostek mnemonic files. Runs on Z80 only. Standard CP/M and TRS-80 CP/M versions available **\$65/\$10**

- DISINTEL** — Disk based disassembler to intel 8080 or TDL/Xitan Z80 source code, listing and cross reference files. Intel or TDL/Xitan pseudo ops optional. Runs on 8080. Standard CP/M and TRS-80 CP/M versions available **\$65/\$10**
- XYBASIC** Interactive Process Control BASIC — Full disk BASIC features plus unique commands to handle bytes, rotate and shift, and to test and set bits. Available in Integer, Extended and ROMable versions. Integer Disk or Integer ROMable **\$295/\$25** Extended Disk or Extended ROMable **\$395/\$25**
- SMAL/80** Structured Macro Assembled Language — Package of powerful general purpose text macro processor and SMAL structured language compiler. SMAL is an assembler language with IF-THEN-ELSE, LOOP-REPEAT-WHILE, DO-END, BEGIN-END constructs **\$75/\$15**
- Selector II** — Data Base Processor to create and maintain single Key data bases. Prints formatted, sorted reports with numerical summaries. Available for Microsoft and CBASIC (state which). Supplied in source code **\$195/\$20**
- Selector III** — Multi (i.e., up to 24) Key version of Selector II. Comes with applications programs including Sales Activity, Inventory, Payables, Receivables, Check Register, Expenses, Appointments, and Client/Patient. Requires CBASIC. Supplied in source code **\$295/\$20**
- CPM/374X Utility Package** — has full range of functions to create or re-name an IBM 3741 volume, display directory information and edit the data set contents. Provides full file transfer facilities between 3741 volume data sets and CP/M files **\$195/\$10**
- Flippy Disk Kit** — Template and instructions to modify single sided 5 1/4" diskettes for use of second side in singled sided drives **\$975**
- BASIC Comparison** — A comprehensive features and performance analysis of five 8080 disk BASIC languages — CBASIC, BASIC-E, XYBASIC, Microsoft Disk Extended BASIC, and Xitan's Disk BASIC. Itemizes results of 21 different benchmark tests for speed and accuracy and lists instructions and features of each BASIC (send 20¢ S.A.S.E.) **FREE**
- TRS-80 FORTRAN PACKAGE** — Professional disk-based language and utility package written by Microsoft, creators of Level II BASIC, the package runs on a TRS-80 system with 32K RAM, one or more drives and TRSDOS. The software is supplied on diskettes and consists of a relocatable machine code FORTRAN Compiler, Macro Assembler, a Linking Loader, Subroutine Library, Text Editor **\$325** Macro assembler, loader and editor alone **\$165**

**Fill it in.**

Lifeboat Associates, 2248 Broadway, New York, N.Y. 10024 (212) 580-0082

Software		Price
		<input type="checkbox"/> manual alone
		<input type="checkbox"/> manual alone
<input type="checkbox"/> Check <input type="checkbox"/> U.P.S. COD <input type="checkbox"/> Visa <input type="checkbox"/> Master Charge		Shipping
Account #	Exp. Date	\$1.00 for C.O.D.
Signature		Total

My computer configuration (specifying disk system):

Name \_\_\_\_\_

Address (No P.O. Box) \_\_\_\_\_

City \_\_\_\_\_ State \_\_\_\_\_ Zip \_\_\_\_\_

Effective 4/1/79

™ The Software Supermarket is a trademark of Lifeboat Associates


All software requires CP/M for operation except TRS-80 FORTRAN

Disk systems and formats: North Star single or double density, IBM single or 2D/256, Altair, Helios II, Micropolis Mod I or II, 5 1/4" soft sector (Micro iCOM/SD Sales/Dynabyte), etc.

Add \$1 item shipping (\$2 min.). Add \$1 additional for UPS C.O.D.

Manual cost applicable against price of subsequent software purchase.

The sale of each proprietary software package conveys a license for use on one system only.



# 6800 Disassembler

Bob Lentz  
POB 1194  
Del Mar CA 92014

```

NAM  DISASSEMBLER
OPT  S
OPT  NOG
OPT  O
1800  ORG  $1800
A00C  XHI  EQU  SA00C
A066  FLAG EQU  SA066
A067  CTR  EQU  SA067
8004  KBD  EQU  $8004
8008  PIAD EQU  $8008
E07E  PD1  EQU  SE07E
E047  BADR EQU  SE047
A060  XTEM EQU  SA060
A062  PCTEM EQU SA062
A064  YTEM EQU  SA064
1800 20 16  START BRA  SET
1802 00  PCR  FCB  0,$10,$16,0  Prompt test string -home, clear to end of
1806 00  FCB  0,'?',4  screen, "?"
1809 00  CRLF FCB  SD,SA,0,0,0,4  Carriage return & line feed string
180F 00  PAGE FCB  SD,SD,SD,'-  Page spacing string
1813 20  FCB  '-,$D,$D,$D,4
1818 CE 8008 SET  LDX  #PIAD  Set up PIA for printer
1818 4F  CLR  A
181C A7 01  STA  A 1,X  Zero control reg
181E 43  COM  A
181F A7 00  STA  A 0,X  All data lines are outputs
1821 86 3F  LDA  A #3F
1823 A7 01  STA  A 1,X  Idle pattern for ctl register
1825 CE 1802 PROM LDX  #PCR  Prompt user
1828 BD E07E JSR  PD1  Use Mikbug PDATA1 to do it
182B BD E047 JSR  BADR  Get hex starting adr. using Mikbug BADDR
182E FE A00C LDX  XHI
1831 FF A062 STX  PCTEM  Put result in temp. pseudo pgm. counter
1834 86 3B  LCTR LDA  A #3B  Init lines/page counter
1836 B7 A067 STA  A CTR
1839 CE 1809 CONT LDX  #CRLF  Print a CR/LF
183C BD 18DC JSR  T1S
183F 7A A067 DEC  CTR  Bump line counter
1842 26 08  BNE  ADR  End of page?
1844 CE 180F LDX  #PAGE  Yes
1847 BD 18DC JSR  TTS  Page it and go reinit. counter
184A 20 E8  BRA  LCTR
184C CE A062 ADR  LDX  #PCTEM  Get adr of pseudo p.c in X reg
184F BD 18E7 JSR  TT4  Print pseudo p.c.
1952 FE A062 LDX  PCTEM  Get pseudo p.c. in X reg and print byte there
1855 BD 18E9 JSR  TT2  TT2 does an INX, so
1858 09  DEX  put X back to pseudo p.c.
1859 BD 18EB JSR  OUTS  Print a space
185C BD 1932 JSR  TABCK  Go look up byte (opcode) in table
185F 08  INX
1860 7F A066 CLR  FLAG  Check for immediate mode inst-if bit 4 of tag
1863 16  TAB  is on, it is. (tag returns in A - tag code
routine wants it in B with bit 4 off)
1864 C4 0F  AND  B #30F  Mask off bit 4 in B
1866 11  CBA  and see if it was on.
1867 27 03  BEQ  FCODE  If not, leave flag=0
1869 7C A066 INC  FLAG  If so, set flag=1
186C 5D  FCODE TST  B  Routine to interpret tag code
Is tag=0?
186D 27 B6  BEQ  PROM  Yes, miss, illegal opcode, go get new start adr

```

Listing 1: Disassembler for the 6800 which resides in the upper 2 K byte portion of an 8 K byte memory which can operate on programs stored in the lower 6 K bytes.

Listing 1 continued on page 106

Processor	Disassembler
1. Fetch op code at address in program counter.	Fetch op code at address in pseudo-program counter.
2. Increment program counter.	Increment pseudoprogram counter.
3. Interpret op code.	Look up op code in table.
4. Fetch operand bytes, as necessary, incrementing program counter.	Fetch operand bytes, as necessary, incrementing pseudoprogram counter.
5. Execute instruction.	Print mnemonic operand.
6. Go to 1.	Go to 1.

Table 1: Comparison between the actual workings of the 6800 processor while operating on a program and the logical workings of the disassembler on the same text.


After spending two frustrating days trying to use MIKBUG to interface both a video display and a Teletype to the Southwest Technical Products SwTPC 6800 assembler (object code only), I wrote the disassembler in listing 1 to help me decipher the assembler. The disassembler and the program to be disassembled must be co-resident in memory; the disassembler is located in the highest 2 K bytes of an 8 K byte memory, allowing it to operate on object programs up to 6 K bytes long. Temporary storage registers and the stack are located in the MIKBUG programmable memory area, hexadecimal addresses A000 thru A07F, and no page zero direct instructions are used.

The control port is a peripheral interface adapter (PIA) at hexadecimal 8004, configured for the SwTPC CT-1024/AC-30 television typewriter. MIKBUG input/output (IO) routines used are BADDR (E047) and PDATA 1 (E07E). The output port is a PIA at hexadecimal 8008, configured for the SwTPC PR-40 printer. The disassembler looks at object code in much the same way as the 6800 processor, but with one important difference: if the processor runs into an illegal op code, it runs amok; the disassembler just stops and requests a new starting address. Table 1 compares the physical operation of the processor with the logical operation of the disassembler.

Operation is easy: simply type a 4 digit hexadecimal starting address on the control port in response to the prompt "?". Disassembly and listing will begin at the specified address and continue until either an illegal op code is encountered or any key on the control port is pressed. For convenience, the disassembler also calculates and prints the effective address of all relative mode instructions.

Dirty tricks object code can make the disassembler stumble, but not fall, since it will request new input if it runs into obvious trouble. Things to watch out for are:

- Instructions which modify other instructions.



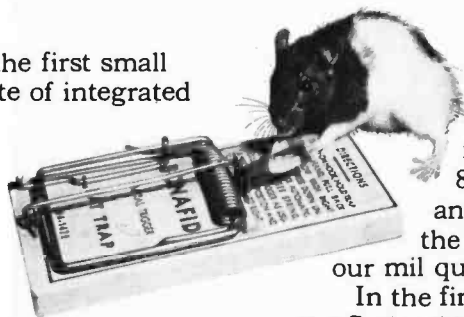
# Megamouse.

It's mighty for its size.

In fact, the Series 5000 is the first small system offering over a megabyte of integrated mini-floppy capacity.

You can start off with just one 5-inch disk drive, if you prefer, then add two more as you need them. And you have a choice of either single-sided or double-sided drives, both double-density.

What's more, our memory management shatters the old 64K limitation myth. You can install better than 300K of RAM in either desk or desktop versions.



The Series 5000 is made by Industrial Micro Systems — built strong like our name suggests.

It features the same kind of rugged reliability that goes into our big, 8-inch disk drive enclosures and computer systems. And it incorporates the same kind of refined quality found on our mil quality memory boards.

In the final analysis, the smallest thing about the Series 5000 is the price.

Call or write today for full details. Dealer/supplier inquiries answered promptly.

## **INDUSTRIAL MICRO SYSTEMS, INC**

The great unknown.

628 N. Eckhoff St., Orange, CA 92668. (714) 633-0355.

```

186F 5A      DEC B
1870 27 40   BEQ RET
1872 5A      DEC B
1873 27 43   BEQ REL
1875 5A      DEC B
1876 27 30   BEQ B3
1878 5A      DEC B
1879 27 27   BEQ PRTDS
187B 5A      DEC B
187C 27 1E   BEQ PRTXS
187E C1 06   CMP #6
1880 2C 12   BGE PRTBS
1882 86 41   LDA A #A
1884 8D 52   BSR PCS
1886 5A      TST5 DEC B
1887 27 13   BEQ PRTXS
1889 5A      DEC B
188A 27 16   BEQ PRTDS
188C 5A      DEC B
188D 27 23   BEQ RET
188F 5A      DEC B
1890 27 1C   BEQ B2
1892 20 14   BRA B3
1894 86 42   PRTBS LDA A #B
1896 8D 40   BSR PCS
1898 C0 05   SUB B #55
189A 20 EA   BRA TST5
189C 86 58   PRTXS LDA A #X
189E 8D 38   BSR PCS
18A0 20 0C   BRA B2
18A2 86 44   PRTDS LDA A #D
18A4 8D 32   BSR PCS
18A6 20 06   BRA B2
18A8 8D 7E   B3 BSR FCK
18AA 8D 3B   BSR TT4
18AC 20 04   BRA RET
18AE 8D 78   B2 BSR FCK
18B0 8D 37   BSR TT2
18B2 FF A062 RET STX PCTEM
18B5 7E 1839 JMP CONT
18B8 8D 2F   REL BSR TT2
18BA FF A062 STX PCTEM
18BD 09      DEX
18BE E6 0d   LDA B 0,X
18C0 08      INX

18C1 2B 06   BMI SUB
18C3 2B 08   ADD INX
18C4 5A      DEC B
18C5 26 FC   BNE ADD
18C7 20 04   BRA TADR
18C9 09      SUB DEX

18CA 5C      INC B
18CB 26 FC   BNE SUB
18CD FF A064 TADR STX YTEM
18D0 CE A064 LDY #YTEM
18D3 8D 12   BSR TT4
18D5 7E 1839 JMP CONT
18D8 8D 2C   PCS BSR TTY
18DA 20 0F   BRA OUTS
18DC A6 00   TTS LDA A 0,X
18DE 81 04   CMP A #54
18E0 27 45   BEQ T2
18E2 8D 22   BSR TTY
18E4 08      INX
18E5 20 F5   BRA TTS
18E7 8D 06   TT4 BSR OUT2
18E9 8D 04   TT2 BSR OUT2
18EB 86 20   OUTS LDA A #520
18ED 20 17   BRA TTY
18EF A6 00   OUT2 LDA A 0,X
18F1 8D 05   BSR OUTL
18F3 A6 00   LDA A 0,X
18F5 08      INX
18F6 20 04   BRA OUTR
18F8 44      OUTL LSR A
18F9 44      LSR A
18FA 44      LSR A
18FB 44      LSR A
18FC 84 0F   OUTR AND A #5F
18FE 8B 30   ADD A #530
1900 81 39   CMP A #539
1902 23 02   BLS TTY
1904 8B 07   ADD A #57
1906 FF A060 TTY STX XTEM
1909 CE 800B LDY #PIAD
190C A7 00   STA A 0,X
190E 86 37   LDA A #537
1910 A7 01   STA A 1,X
1912 86 3F   LDA A #53F
1914 A7 01   STA A 1,X
1916 7D 8004 T1 TST KBD
1919 2B 03   BMI T3

```

```

Is tag=1?
Yes, inherent instruction, go get next inst.
Is tag=2?
Yes, relative inst. Go process it.
Is tag=3?
Yes, 3 byte inst. Go process it.
Is tag=4?
Yes, 2 byte direct inst. Go process it.
Is tag=5?
Yes, 2 byte indexed inst. Print "X", space
Is tag = B?
Yes, acc. B inst. Go print a "B"
No, acc. A inst. Print an "A", space

Is tag=6 = B?
Yes, accumulator indexed inst. Print "X", space
Is tag=7 or =C?
Yes, accumulator direct inst. Print "D", space
Is tag=B or=D?
Yes, inherent accumulator inst. Go return
Is tag=9 or=E?
Yes, 2 byte accumulator inst. Print operand
Tag=A or F, 3 byte accumulator inst. Print operand
Print a "B" and a space

Set tag=tag-5
and go back into FCODE to finish up.
Print an "X" and a space

and print the operand byte
Print a "D" and a space

and print the operand byte
Check to see if immediate mode. (prints = if so)
and print two byte operand
then return
Check to see if inmed mode then
print one byte operand
Save new pseudo p.c.
and loop back for next instruction to eat.
Relative mode, so print operand
Save the new pseudo p.c. (inc. by TT2)
Put X reg. back to operand
Get operand byte in B
X reg back to pseudo p.c. adr.
Is the offset negative?
Yes, go subtract it from pseudo p.c.
No, add one to pseudo p.c.
Added enough times?
No, go increment again
Yes, go print the effective adr.
Offset is negative, so subtract one from
pseudo p.c.
Subtracted enough?
No, go do it again
Now print the effective adr.

4 hex chrs, 2 bytes
and go get the next instruction
Prints the ascii chr. in A and a space

Prints the character string pointed to
by the X reg, until it finds EOT, then
returns

next chr in string, please
and loop 'till EOT
Prints 4 hex characters pointed to by X reg
Prints 2 hex characters pointed to by X reg
Prints a space

Get byte into A
Print left half of byte
Get right half and
point to next byte
Print right half
Make left half byte into
right half byte

Convert hex 1/2 byte into ascii
by adding 30
and testing to see if it's a hex letter
No, go print the number
Yes, change to ascii letter code
and print it, or just plain print whatever's
in A, if you got here from somewhere other
than OUTR. Stuff the chr. in A into the
printer data reg. and pulse the CA2 line
low for a few usec,
then return CA2 to high
to start the printer
Look to see if user has hit a key
Yes he did, so quit whatever is going on

```

- Text strings, constant bytes or temporary storage locations embedded in blocks of executable code.
- Lookup tables, such as the one used in the disassembler.
- Instructions buried within other instructions, such as the CPX skip trick:

Entering at 0100 we see

```

0100 8C 86 20 LDX #8620
0103 ...next... (A is unchanged)

```

But entering at 0101 we see

```

0100 8C
0101 86 20 LDA A #20
0103 ...next... (A has $20 value)

```

(If one enters this routine at hexadecimal 0100, accumulator A is unchanged when NEXT is executed; entering at 0101 passes hexadecimal 20 to NEXT in accumulator A.)

No dirty tricks were incorporated in the disassembler program, so it happily disassembles itself starting at hexadecimal 1818, stopping when it reaches the top of the lookup table (see listing 2). Machines should work; people should think. It does take a considerable amount of thinking to find your way through somebody else's un-commented code, even using this program, but at least the clerical work can now be done by the machine. ■

1818 CE LDX #8008	1860 7F CLR A066
1818 4F CLR A	1863 16 TAB
181C A7 STA A X 01	1864 C4 AND B #0F
181E 43 COM A	1866 11 CBA
181F A7 STA A X 00	1867 27 BEQ 03 186C
1821 86 LDA A #3F	1869 7C INC A066
1823 A7 STA A X 01	186E 5D TST B
1825 CE LDX #1802	1869 27 BEQ 06 1825
1828 BD JSR E07E	186F 5A DEC B
182B BD JSR E047	1870 27 BEQ 40 1862
182E FE LDX A00C	1872 5A DEC B
1831 FF STX A062	1875 27 BEQ 43 1868
1834 86 LDA A #3B	1875 5A DEC B
1836 B7 STA A A067	1876 27 BEQ 30 1868
1839 CE LDX #1809	1876 5A DEC B
183C BD JSR 180C	1879 27 BEQ 27 18A2
183F 7A DEC A067	187B 5A DEC B
1842 26 BNE 08 184C	187C 27 BEQ 1E 189C
1844 CE LDX #180F	187E C1 CMP B #06
1847 BD JSR 180C	1880 2C 03E 12 1894
184A 20 BRA E8 1834	1882 86 LDA A #41
184C CE LDX #A062	1884 8D BSR 52 1806
184F BD JSR 18E7	1886 5A DEC B
1852 FE LDX A062	1887 27 BEQ 13 189C
1855 BD JSR 18E9	1889 5A DEC B
1858 09 DEX	188A 27 BEQ 16 18A2
1859 BD JSR 18EB	188C 5A DEC B
185C BD JSR 1932	188D 27 BEQ 23 18E2
185F 08 INX	188F 5A DEC B

Listing 2: Sample output of the disassembler. This is a portion of the disassembler disassembled by itself.

# "Efficiency is in. Extravagance is out." — Vector Graphic

That's why when you look for top-quality, low-cost, add-on-memory you should always look for Vector Graphic on your memory boards. It means they stand behind every product through over 200 Vector Graphic dealers.

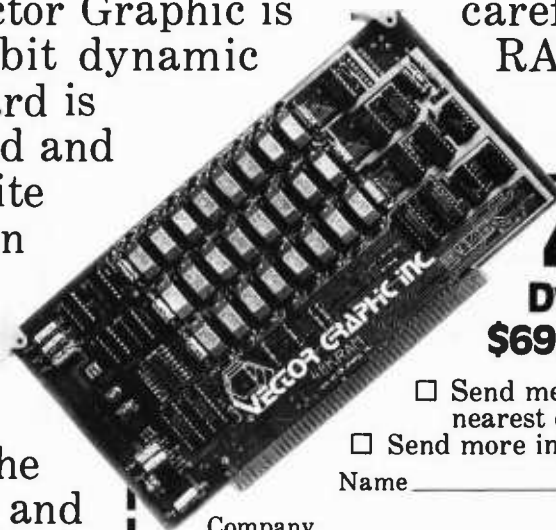
Vector Graphic is the only one who designs in so much quality for so little cost.

The 48K Dynamic RAM memory board is used in the Vector MZ microcomputer, although any Z-80/S-100 computer system can take advantage of the problem-free transparent refresh offered in this high-quality, low-cost add-on-memory.

It's no secret, Vector Graphic is state-of-the-art 16K-bit dynamic boards. And each board is thermally cycled, aged and continuously read-write tested over 400 million error-free cycles.

The new 48K board consumes less than 4 watts total power and provides the same superior design and reliability found in all products from Vector Graphic. Remember, it's memory that works.

carefully assembling  
RAMs into



**48K RAM**  
Dynamic Memory

**\$695** (suggested U.S. retail price)

- Send me the name of the nearest dealer
- Send more information

Name \_\_\_\_\_

Company \_\_\_\_\_

Address \_\_\_\_\_

City/State/Zip \_\_\_\_\_

**VECTOR GRAPHIC INC.**

31364 Via Colinas, Westlake Village, CA 91361, (213) 991-2302

— Dealer inquiries invited —

191B 7E 1825	JMP	PROM	and ask for a new starting address
191E 6D 01 T3	TST	I,X	No, he didn't, so look to see if the
1920 2A F4	BPL	T1	printer has finished, if not, wait in loop
1922 A6 00	LDA	A 0,X	Printer done, so clear PIA flag
1924 FE A060	LDX	XTEM	restore the index reg
1927 39	T2	RTS	and go back where ya came from
1928 7D A066	FCK	TST FLAG	Look at the flag to see if an immediate inst,
192B 27 04	BEQ	NIM	if not, do nothing but return
192D 86 23	LDA	A #"#	If so, print a "#"
192F 8D D5	BSR	TTY	
1931 39	NIM	RTS	and then return
1932 A6 00	TABCK	LDA A 0,X	Get possible opcode in A
1934 FF A062	STX	PCTEM	Save the pseudo p.c.
1937 CE 195D	LDX	=TABL	Table starting adr in X reg.
193A A1 00	CK1	CMP A 0,X	Compare opcode to table entry. Same?
193C 27 0C	BEQ	HIT	Yes, found opcode, go print mnemonic
193E 08		INX	No, increment X to next location in
193F 08		INX	table
1940 08		INX	
1941 08		INX	
1942 08		INX	
1943 8C 1D36	CPX	=TABEN	Look to see if the end of the table has
1946 26 F2	BNE	CK1	been reached, if not, go look again
1948 8D BC	MISS	BSR TTY	Print the invalid opcode as ascii
194A 08	HIT	INX	Print mnemonic string until finding
194B A6 00	LDA	A 0,X	tag byte, less than SIF
194D 81 1F	CMP	A =SIF	
194F 23 04	BLS	DONE	Found tag code, go return
1951 8D B3	BSR	TTY	Not tag byte, so print it
1953 20 F5	BRA	HIT	and go get next byte in string
1955 8D 94	DONE	BSR OUTS	Print a space
1957 A6 00	LDA	A 0,X	Get the tag byte in A
1959 FE A062	LDX	PCTEM	Restore the pseudo p.c. to X reg
195C 39	RTS		and return tag to tag routine in acc. A
195D 01	TABL	FCB \$01	Long, boring table starts here.
195E 4E	FCC	/NOP/	First byte is opcode, then three
1916 0106	FDB	\$0106	ascii bytes containing the mnemonic,
1963 54	FCC	/TAP/	then the tag code.
1966 0107	FDB	\$0107	
1968 54	FCC	/TPA/	
196B 0108	FDB	\$0108	
196D 49	FCC	/INX/	
1970 0109	FDB	\$0109	

Random Comments

SET	Set up PIA for lineprinter.
PROM	Prompt user: Home up, clear end of file "?".
LCTR	Line counter for pager.
CONT	Continue loop reentry.
ADR	Print address.
FCODE	Interpret tag byte from table:
TST 5	Test tag codes greater than 5 loop reentry,
PRTBS	Print B, space;
PRTXS	Print X, space;
PRTDS	Print D, space;
B3	Print two bytes pointed to by X;
B2	Print one byte pointed to by X;
RET	Return - save new address, loop to continue.
REL	Relative instruction:
ADD	Adder for REL; Compute absolute target
SUB	Subtractor for REL; address.
TADR	Printer for REL. and print it.
PCS	Print ASCII character in a, space.
TTS	Print ASCII character string pointed to by X register.
TT4	Print 4 hexadecimal characters pointed to by X register:
TT2	Print similar to MIKBUG OUT4HS;
OUTS	Print a space;
OUT2	Print byte;
OUTL	Print left half of byte;
OUTR	Print right half of byte.
TTY	Line printer print routine:
T1	Tests keyboard for any key pressed,
T3	Line printer done yet?;
T2	Yes.
FCK	Flag check - looks to see if immediate mode instruction, if so print "#" if no, go:
NIM	FCK done.
TABCK	Table check for op code in question:
CK1	Check it;
MISS	Not in table; print it as ASCII and give up;
HIT	In table, print mnemonic.
TABL	Op code lookup table starts here.

# See the BrighterWriter™ at these stores.

Computerland  
At most stores, nationwide.


- Arizona
- Byte Shop: Phoenix, Tempe, Tuscon
- California
- Byte Shop: Lawndale, San Jose, Citrus Heights
- Capital Computer, Davis
- Computer Demo Room: San Rafael, Sunnyvale
- Computer Store, Santa Monica
- Computer Merchant, San Diego
- Jade Computer Products, Hawthorne
- Colorado
- Computer Tech., Denver
- District of Columbia
- Georgetown Computer, Washington
- Florida
- Computer Age, Pompano Beach
- Micro Computer, So. Daytona
- Professional Computing, W. Palm Beach
- Georgia
- Roy Abell & Assoc., Columbus
- Hawaii
- MicroComputer Systems, Honolulu
- Illinois
- Illini Micro, Naperville
- Indiana
- Data Domain, Bloomington
- Iowa
- Memory Bank, Davenport
- Kansas
- Computer System, Wichita
- Kentucky
- Pragma Tech, Louisville
- Louisiana
- Micro Computer, New Orleans
- Massachusetts
- Computer Mart, Waltham
- CPU Shop, Charlestown
- Michigan
- Computer Mart, Royal Oak
- Hobby Elec., Flint
- Newman Computer, Ann Arbor
- Tri-Cities Computer Mart, Saginaw
- United Micro Systems, Ann Arbor
- Nebraska
- Omaha Computer, Omaha
- New Hampshire
- Computer Mart, Nashua
- New Jersey
- Computer Mart, Iselin
- New York
- Computer Mart, New York
- CompuWorld, Inc., Rochester
- Mini-Micro Mart, Syracuse
- Ohio
- Cybershop Micro, Columbus
- Dayton Computer, Dayton
- 21st Century Shop, Cincinnati
- Oklahoma
- Vern St. Products, Pappulpa
- Oregon
- Computer Pathways, Salem
- Real Oregon Computer, Eugene
- Pennsylvania
- Microtronics, Philadelphia
- Texas
- Byte Shop, Richardson
- Interactive Computer, Houston
- Micro Mike's, Amarillo
- Micro Mart, San Antonio
- Vermont
- Computer Mart, Essex Junction
- Virginia
- Computer Place, Roanoke
- Computer Systems Store, McLean
- Computers Plus, Alexandria
- Washington
- Empire Electronics, Seattle
- West Virginia
- Micro Data Systems, Osage
- Wisconsin
- Byte Shop, Greenfield

# Pay a little bit more and get a printer that's brighter than your computer. The BrighterWriter™

When a few dollars more buys you a first-class impact printer, why settle for a toy? The BrighterWriter gives you quality to start with. And versatility that stays even if you outgrow your present personal computer.

## Built smart like the big ones.

The BrighterWriter's a smart printer. There's a microcomputer inside. It outwits even the bigger, higher-priced printers. So you get versatility to do all kinds of printing. And power to grow on.



## Prints fat, skinny, tall, small.\*

This printer can be as creative as your imagination. Stretch out your characters. Squeeze them close. Make them high. Low. Bold. Banner. You name it.

## Plugs into your computer.

Most popular personal computers interface to the BrighterWriter. Simply and quickly. Hundreds of BrighterWriters are working in Apple, TRS-80, Heathkit, S-100 and many other personal computer systems right now.

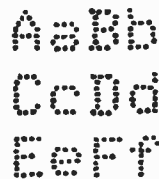
## Pictures and fancy symbols.\*

The BrighterWriter draws out your creativity. You can print drawings, graphs, diagrams, bold symbols, or just about any graphic you can imagine.



\*Some of these advantages require extra-cost options.

Picture your page as thousands of dots. The BrighterWriter can fill in the dots, plot them contiguously, stack them, or scatter them. And its special set of graphic characters



simplifies the process.

## Prints any character a typewriter can. Faster . . .

The BrighterWriter can print plain and simple. With 7x7 dot matrix clarity. You get all the letters, numbers, and standard symbols of a regular

button to turn it on. A test button to self-test your printer. A paper feed button to advance the sheets or forms. A line feed button to advance the paper a line at a time.

## Prints any-which-way.

The BrighterWriter comes in two models. The IP-225, at \$949, gives you a BrighterWriter with tractor-feed drive for precision forms control. This one can handle everything from labels to 8½" paper widths.

It has eight form lengths and gives you all the features of our IP-125.

## A brighter buy.

Our IP-125, friction-feed, BrighterWriter has a 96 character set and prints on 8½" wide paper.


Upper and lowercase. It prints expanded characters, too. You can choose a RS-232 serial or parallel interface. \$799

## Lots of goodies.

There's more. Choose all kinds of options for your BrighterWriter. Up to 132 characters per line, variable character densities, larger buffers, special graphics packages, interface cables, and more.

Give us a call or write. Integral Data Systems, 14 Tech Circle, Natick, MA 01760, (617) 237-7610.

Better yet, see the BrighterWriter at the store nearest you.



typewriter. At up to 80 cps throughput.

## Ordinary paper.

Fancy or plain, the BrighterWriter prints on ordinary paper. Better yet, it prints on many shapes of paper. Single sheets. Roll. Fanfold.

Want more copies? The BrighterWriter prints multiple copies without extra adjustments.

## Four easy buttons.

Operating the BrighterWriter couldn't be simpler. Up-front controls are easy to get to. A power



Integral Data Systems, Inc.

# Spacewar in Tiny BASIC

## Navigating Through Integer BASIC

David J Beard  
Sortiarri  
RD 1 Box 648  
Newmanston PA 17073

So you want to fly your own spaceship, but you're not up to doing six months worth of assembly language programming and the only high level language you've got is a *tiny* version limited to 4 function integer arithmetic? That rules out any kind of realistic navigation — or so it seems. All digital machines are limited to integer mathematics. Nearly any operation possible in machine code can be duplicated in a high level language, provided you have enough memory and the time to wait for the results. Armed with a little bit of knowledge, though, you can keep the convenience of your interpreter and have three-dimensional trigonometry, too. Here's how I did it.

My first objective in writing a spacewar game was to provide a realistic trainer for spaceflight rather than a flashy video display

or a complex set of board game type rules. I feel strongly that a spacewar game ought to be three-dimensional. The third dimension is far more than a frill: it's the major difference between spaceflight and surface operations. I developed the scenario for my game in 1972 when I was working with a home-brew analog computer. In my version a single ship maneuvers in Cartesian space and is attacked by a series of homing torpedos that must be either destroyed or evaded. The game requires both aimed laser fire and navigation precise enough to permit evasion by narrow margins.

This article describes the trigonometry routines developed for the game. It assumes that you are familiar with high school physics and right angle trigonometry. These routines represent a compromise between precision and speed; they are neither quick nor simple, but then, neither is astrogation.

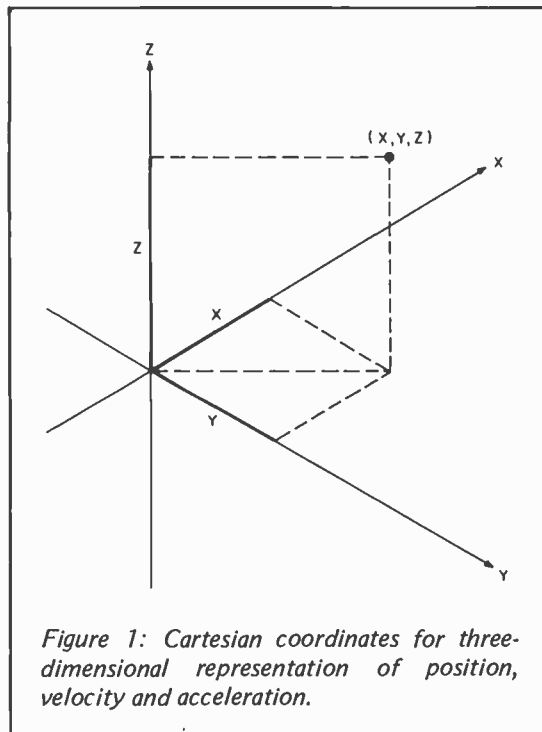


Figure 1: Cartesian coordinates for three-dimensional representation of position, velocity and acceleration.

### Moving the Ship

The playing area for my game is a sphere of Cartesian space with a radius of 10,000 units. This provides about  $4.2 \times 10^{12}$  distinguishable positions, or the same number of vectors, each defined by a set of three integers X, Y, and Z as in figure 1. The ship's position, acceleration and velocity vectors can be represented by nine integers.

A convenient feature of this Cartesian representation is that motion along each axis can be calculated independently of the other axes. Also, I made the simplifying assumption that each turn in the game is one unit of time. This simplifies Newton's laws of motion considerably. The familiar:

$$\text{position} = S = S_0 + VT + AT^2/2$$

$$\text{velocity} = V = V_0 + AT$$

can be written as:

$$S = S + V + A/2$$

$$V = V + A$$

for each axis. Finding relative position and



# POWERFUL INTERFACES

## TRS-80\* SERIAL PARALLEL I/O MODULE


8-SERIAL INPUT/OUTPUT PORTS:  
8-PARALLEL INPUT/OUTPUT PORTS:  
MODEL MS10-K \$129.95  
MODEL MS-10A (ASSEM.) \$149.95



- **EASY CONNECTION:** Connects to the expansion port edge card connector between keyboard and expansion interface or direct to rear of the TRS-80\* keyboard.
- **DIP SWITCH:** All ports, baud rate, parity, etc. all set by dip switches.
- **ON BOARD FIRMWARE:** No software driver routine needed for operation of the module. Simple OUT and IN statements operate the module.
- **RS-232, CURRENT LOOP:** All 8 channels can be selected for RS-232 or current loop.
- **BAUD RATE SELECTION:** All channels dip switch selectable for individual baud rates from 110 to 9600 baud.

## TRS-80\* TO S-100 BUS

MODEL RSB-K (KIT) - \$249.95  
MODEL RSB-K (KIT) - \$289.95



- **FULLY SELF CONTAINED POWER SUPPLY.** (10 AMP).
- **BUS TERMINATION:** BUS termination and conditioning for no crosstalk or noise etc.
- **S-100 SIGNALS:** All required S-100 signals are generated by on board logic and is fully compatible with the TRS-80\*.

\*TRS-80 is a trademark of Tandy Corp.


- **COMPLETE:** Comes complete with cabinet, card guides, on-off switch and sockets. Nothing else to buy.
- **STAND ALONE:** This system can stand alone or can operate with the TRS-80\*. All input, output, address and signal lines fully buffered between TRS-80\* and S-100 BUS system.
- **EASY CONNECTION:** Just plug it into the rear of the keyboard or between the keyboard and expansion interface. Also includes 40 pin edge connectors for connection to other interfaces.

## TRS-80\* EPROM PROGRAMMER +3

MODEL EPR-80K (KIT) - \$129.95  
MODEL EPR-80A (ASSEM.) - \$159.95

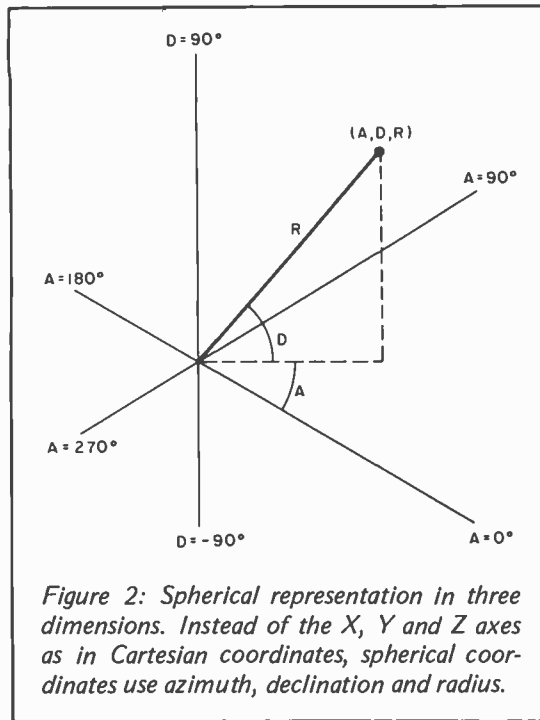


- **SELF CONTAINED:** Comes housed in an attractive cabinet with self contained power supply.
- **PROGRAMS:** This unit programs the popular 2708, 2716 EPROMS. Personality modules for other EPROMS will be available at a later date.
- **FIRMWARE:** On board firmware so that no software need be written or entered into your CPU system. The firmware can be shut off when not in use. Firmware residents at F0000. The firmware in and out of system is controlled from a switch on front panel.
- **3-ADDRESSABLE ROM LOCATIONS:** The EPROM Programmer has three sockets on front panel which are addressable to any location by dip switch. In addition each ROM location can be shut off or turned on by switches located on the front panel.
- **MONITOR:** A monitor is supplied within the firmware for performing several functions. Move memory, debug, verify, program from memory, program from TTY input, etc.
- **EASY CONNECTION:** The EPROM Programmer is attached with ease. For the TRS-80\* users, the unit plugs into the rear of the keyboard or between the keyboard and expansion interface. Included with the unit are two additional 40 pin edge connections for interfacing of other interfaces. For the S-100 users, a molded connection cable is supplied and it is inserted into one of the connectors on your mother board. Plug it in and it is ready to use.
- **FULLY BUFFERED:** add address and data lines are fully buffered.
- **OTHER FEATURES:** Other features include status lights for which ROM selected, switch enable for programming, pulse (burn) indicator firmware select-deselect switch, on, off and dip switches for the addressing of each ROM location.



# WORLD POWER SYSTEMS, INC.

1161 N. El Dorado Place, Suite 333, Tucson, Arizona 85715  
24 Hour Order Phone No: 602-886-2537



velocity is also much simpler. Vector addition is just that – addition:

$$S_{rel} = S_1 - S_2$$

$$V_{rel} = V_1 - V_2$$

for each axis.

#### Spherical Coordinates

Cartesian coordinates make it simple to model the laws of motion. A spaceship might possibly use a Cartesian system for

```

10 IF S>45 GOTO 60
20 LET S=174*S/10
30 LET T=S/10
40 LET S=S-T*T/1000*T/6+T*T/1000*T/100*T/100*T/120
50 RETURN
60 LET S=90-S
70 LET S=174*S/10
80 LET T=S/10
90 LET S=1000-T*T/20+T*T/1000*T/100*T/24
100 LET S=S-T*T/1000*T/100*T/100*T/100*T/720
110 RETURN

```

Listing 1: BASIC routine for calculating the sine function. The sine is calculated in parts per thousand and the value of the sine is returned to the calling routine in variable S.

```

10 IF U>960 LET U=U+4
20 LET T=U/10
30 LET S=U-T*T/1000*T/3+T*T/1000*T/100*T/100*T/5
40 LET S=S-T*T/1000*T/100*T/100*T/100*T/100*T/7
50 LET S=S*10/174
60 RETURN

```

Listing 2: Routine for calculating the arctangent of U in parts per thousand. The result is returned to the calling routine in variable S.

navigation, but what about those homing torpedos? Any conceivable shipboard ranging and detection system tracking a foreign body should read out an angle and a range, not a set of grid points. Besides, entering your throttle settings in three axes is unnatural enough to deter any but the most hardened of spacewar addicts. The simplest solution is to keep track of all moving bodies in Cartesian coordinates and convert those coordinates to spherical form for display. Figure 2 shows a system of spherical coordinates. Each point or vector is defined by an azimuth ranging from 0 to 359 degrees (A), a declination ranging from -90 to 90 degrees (D), and a radius given in unit lengths (R). Instead of X,Y,Z we have A,D,R.

The ship's position and velocity are converted to spherical form for display. The thrust vector is input in spherical form and converted to Cartesian for computation. The direction of laser fire is kept in spherical form and compared to the spherical coordinates of the target at the next turn.

Next, we need routines to convert vectors in the form X,Y,Z to the form A,D,R and back again. The only trigonometric functions needed for those two conversions are the sine and the arctangent.

Listing 1 shows the S=sin(S) routine. S is an angle ranging from 0 to 90 degrees. The routine returns the sine of S in variable S in parts per thousand (1000 times the sin(S)). This routine makes use of the series:

$$\sin(S) = S - S^3/3! + S^5/5! - S^7/7! + \dots$$

where S is in radians. Line 20 converts S from degrees to radians times 1000. Line 40 is the sine series in a form suitable for 16 bit integer mathematics. Beyond 45 degrees this series gave poor results. For values over 45 degrees line 10 transfers control to line 60. Lines 60 to 110 take the cosine of 90-S using the series:


$$\cos(S) = 1 - S^2/2! + S^4/4! - S^6/6! + \dots$$

It's a good idea to test this routine by generating all 91 values and checking them against a table or calculator. The results should be within 2 or 3 parts per thousand.

Listing 2 is a similar routine to calculate the arctangent of a ratio U expressed in parts per thousand (U times 1000). The series used here is:

$$\arctan(U) = U - U^3/3 + U^5/5 - U^7/7 + \dots$$

It is not valid for  $U \geq 1$ . Line 10 is an adjustment to improve accuracy for values approaching 1. Notice that here the result S is in radians and must be converted to degrees immediately before exiting (line 50). Again, it's a good idea to test this routine for values of U between 0 and 999 before using it.



See us  
at NCC on  
booth 323 in  
the New York  
Hilton

# A DEVELOPMENT TOOL FOR INTERACTIVE SOFTWARE

CIS COBOL is more than an efficient COBOL Compiler, it is a complete software development tool for business and office automation systems. It enables the programmer to write applications in a powerful subset of ANSI 74 standard COBOL and to take advantage of CIS COBOL language extensions such as interactive screen handling which are designed to fully exploit the special features of the microcomputer environment. Version 3 of CIS COBOL has many language additions but the compiler still requires only 20K bytes of memory and runs on 8080 and Z80 based microcomputers with 32K to 64K under the popular CP/M\* operating system.

CIS COBOL is designed to support interactive applications. Areas of a CRT screen are mapped onto record descriptions in your CIS COBOL program and data is transferred using the ACCEPT and DISPLAY verbs providing full cursor manipulation and data entry facilities to the CRT operator. CIS COBOL language extensions enable the screen position at which the transfer is to start to be specified, protected fields to be defined and the CURSOR position to be detected and set by the program.

CIS COBOL is able to exploit features of the microcomputer. Language extensions in CIS COBOL enable programs to define file names at run time, to read and write text files of variable record length and to access free memory in varying machine configurations. CIS COBOL supports run time subroutines written in assembler and accessed from COBOL by means of the CALL USING verb. Built in subroutines implement facilities to CHAIN programs together, PEEK and POKE memory locations outside your COBOL program and GET and PUT data to special peripheral devices via your microcomputer's I/O ports.

CIS COBOL is orientated toward rapid program development. The compiler accepts input of your source program direct from keyboard as well as from source and library files on disk and generates an object file which the CIS COBOL run time system immediately loads and executes or optionally links and saves as a self loading program. The run time system has built-in indexed and relative I/O packages and contains an interactive debug package to help find errors quickly by stepping through the execution of your CIS COBOL program.

CIS COBOL is supported by intelligent utility programs. When you take delivery of CIS COBOL Version 3 on 8 inch or 5 inch diskette you will receive in addition to the compiler and run time system the CONFIG program which enables you to configure CIS COBOL run time systems to drive many different types of "dumb" CRT terminal such as Lear Siegler ADM3A and Hazeltine 1500, plus the time saving FORMS program which allows you to create and edit screen images of business forms and then automatically generate the corresponding COBOL record descriptions to COPY into your CIS COBOL program.



MICRO FOCUS LTD. 58 Acacia Rd, St. Johns Wood, London NW8 6AG  
Telephone: 01-722 8843 Telex: 28536 MICROF G  
\*CP/M is a trademark of Digital Research

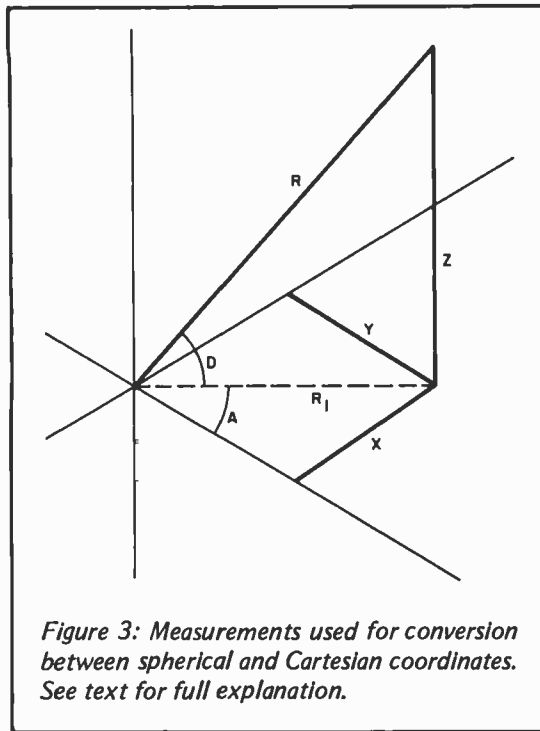


Figure 3: Measurements used for conversion between spherical and Cartesian coordinates. See text for full explanation.

Exact values of the tangent for angles in 1 degree increments should return the proper angle, but a tangent falling between these values does not necessarily return the closest angle.

### Large Values

In order to prevent overflow and preserve even two digits of precision, it is necessary to make a special case of each decade. Listing 3, the  $S = \arctan(T/U)$  routine, should serve as a worst case example of this process. This routine calculates the 3 digit ratio  $U$  and calls the arctangent routine shown in listing 2. The variable  $V$  is a flag set for angles over 45 degrees (line 30) and cleared otherwise (line 10).  $S$  is a temporary storage location used to swap  $T$  and  $U$  in these cases (lines 20, 40, 50, 60). Lines 70 to 100 represent the first decade. Note the trap at line 85 to prevent division by zero. The other decades are similar. Line 300 traps for values of  $U$  over 999, and line 320 tests the flag  $V$  and complements the angle  $S$  if  $T$  and  $U$  had been reversed.

You will also need similar, but simpler, routines that return  $U = U \sin(S)$  and  $U = U / \sin(S)$ . All of these routines can be shortened considerably if they do not need to accept the full range of 16 bit integers (as, for example, in a battleship type game on a 100 by 100 grid). The general process of writing these routines is similar to the manipulation of decimal places and the use of rough pre-calculations necessary if one were using a slide rule. It may be helpful to run through

```

10 LET V=0
20 IF U>T GOTO 70
30 LET V=1
40 LET S=T
50 LET T=U
60 LET U=S
70 IF T>32 GOTO 110
80 LET T=T*1000
85 IF U=0 LET U=1
90 LET U=T/U
100 GOTO 300
110 IF U>327 GOTO 160
120 LET T=T*100
130 LET U=U/10
135 IF U=0 LET U=1
140 LET U=T/U
150 GOTO 300
160 IF T>3276 GOTO 210
170 LET T=T*10
180 LET U=U/100
185 IF U=0 LET U=1
190 LET U=T/U
200 GOTO 300
210 LET U=U/100
215 IF U=0 LET U=1
220 LET U=T/U*10
300 IF U>999 LET U=999
310 GOSUB (S=ARCTAN U)
320 IF V=1 LET S=90-S
330 RETURN

```

Listing 3: To guarantee that overflows do not occur during calculation, this routine makes sure that the range of numbers is broken down by decades. This also improves the accuracy of the approximation.

each decade of the routine on paper before beginning to program.

### One More Detail

So far, all our routines work with first quadrant angles (positive declination and azimuth from 0 to 90 degrees). It is necessary to express each vector as its first quadrant equivalent before conversion, and restore the converted vector to its proper quadrant afterwards. Listing 4 is the Cartesian to spherical routine. In lines 10 to 120 the values  $X$ ,  $Y$ , and  $Z$  are made positive and their original signs stored in the flags  $F$ ,  $L$ , and  $G$ , respectively. The vector is now in the first quadrant and conversion can proceed. Refer to figure 3 during this discussion. Lines 130 to 160 calculate the azimuth, angle  $A$ . Lines 170 to 190 find the projected radius ( $R_1$  in figure 3) and store it temporarily in variable  $R$ . Lines 200 to 220 find the declination, angle  $D$ . Lines 230 to 260 find the true radius. Note that line 230 complements  $S$ ; the projected radius divided by the true radius,  $R_1/R$ , is the cosine of  $D$  or the sine of  $90-D$ .

The vector  $A, D, R$  is now complete but must be restored to the proper quadrant. In line 270 the declination is simply given the same sign as  $Z$ . Line 280 exits if the azimuth is unchanged. Lines 290 to 310 apply the proper correction for azimuths between 270 and 360 degrees. Lines 320 to 340 deal with angles between 90 and 180 degrees, and line 350 corrects for the only remaining case.

The conversion from spherical to Cartesian requires a similar process of reduction to first quadrant and restoration, and uses the same three flags. Listing 5 shows only the actual spherical to Cartesian conversion. Lines 10 to 40 find  $Z$ . Lines 50 to 80 find the projected radius  $R_1$  and store it temporarily in  $Y$ , again using the cosine or sine of the complement. Lines 90 to 110 find  $X$ , and lines 120 to 150 find  $Y$ .

### Application

My version of this trigonometric package ran to 170 lines and almost 4 K bytes of program storage in a version of tiny BASIC that permits subscripted variables and FOR-NEXT loops. Even if your BASIC does not permit subscripted variables, it's a good idea to keep the temporary vectors  $A, D, R$  and  $X, Y, Z$  for the two conversion routines. If these are not written as subroutines, program length will get out of hand quickly. The flags  $F$ ,  $L$ , and  $G$  can be replaced by a single variable holding the quadrant number. In a game involving two ships, one can be kept at the origin ( $X, Y, Z = 0, 0, 0$ ), and only

```

10 LET F=0
20 LET L=0
30 LET G=0
40 IF X>-1 GOTO 70
50 LET X=-X
60 LET F=1
70 IF Y>-1 GOTO 100
80 LET Y=-Y
90 LET L=1
100 IF Z>-1 GOTO 130
110 LET Z=-Z
120 LET G=1
130 LET T=X
140 LET U=Y
150 GOSUB (S=ARCTAN T/U)
160 LET A=S
170 LET U=X
180 GOSUB (U=U/SIN S)
190 LET R=U
200 LET T=Z
210 GOSUB (S=ARCTAN T/U)
220 LET D=S
230 LET S=90-S
240 LET U=R
250 GOSUB (U=U/SIN S)
260 LET R=U
270 IF G=1 LET D=-D
280 IF F=0 IF L=0 RETURN
290 IF L=1 GOTO 320
300 IF F=1 LET A=360-A
310 RETURN
320 IF F=1 GOTO 350
330 LET A=180-A
340 RETURN
350 LET A=180+A
360 RETURN

```

*Listing 4: BASIC program for converting from Cartesian to spherical coordinates.*

```

10 LET S=0
20 LET U=R
30 GOSUB (U=U*SIN S)
40 LET Z=U
50 LET U=R
60 LET S=90-D
70 GOSUB (U=U*SIN S)
80 LET Y=U
90 LET S=A
100 GOSUB (U=U*SIN S)
110 LET X=U
120 LET U=Y
130 LET S=90-A
140 GOSUB (U=U*SIN S)
150 LET Y=U

```

*Listing 5: Program for converting from spherical to Cartesian coordinates.*

relative position and velocity for the other displayed. This saves nine more variables. However, it also eliminates a major challenge from the game. It's astonishing how far from your station you can wander while concentrating on combat, and how long it takes to turn around and get back. If you assume a fixed, forward firing weapon, you can use the same vector to represent both thrust and direction of fire. As a last resort, you can always go two-dimensional; this brings the number of variables used within limits (and greatly simplifies the conversion process).

Don't expect a great deal of accuracy from these routines. I got results within 1 degree and 1 percent for most cases, but

certain values return much larger errors. As long as the Cartesian vectors are preserved from turn to turn, the errors do not accumulate and can be treated as quirks in the ship's ranging and detection system. Any attempt to rotate the coordinate system by converting to spherical coordinates, adding angular translations and converting back to Cartesian will quickly introduce large errors. Also remember that to keep the radius (R) from overflowing, X, Y, and Z must be limited to about  $\pm 13,000$ .

If you plan to acquire a full BASIC for your system, you'd be well advised to wait for it before attempting a spacewar game. If, like me, you have to live with integer arithmetic for some time, a weekend's worth of work will give you a package of trigonometric capability that can serve as the nucleus for a wide variety of games and simulations.


Gravity wells and orbits can be handled nearly as easily as in a full BASIC; speed and position can be controlled accurately enough to make a docking maneuver painstakingly difficult. Another possibility is a version of lunar lander that includes the return to orbit. The software vacuum is likely to be with us for some time, but you can begin sharpening your skill as an astrogator now. ■

## IMMEDIATE DELIVERY

### Domestic & Export

# DEC LSI -11 COMPONENTS

**A full and complete line with software support available.**




**Mini Computer Suppliers, Inc.**

25 CHATHAM ROAD  
SUMMIT, NEW JERSEY 07901  
SINCE 1973

**(201) 277-6150 Telex 13-6476**

# Turning computer programmers into computer composers!



For the first time:  
Hard-to-obtain  
computer music  
material has been  
collected into one  
convenient, easy-to-  
read book.

The BYTE Book of  
Computer Music com-  
bines the best from  
past issues of BYTE

magazine with exciting new material  
of vital interest to computer experimenters.

The articles range from flights of fancy about the reproductive systems of pianos to Fast Fourier transform programs written in BASIC and 6800 machine language. Included in this fascinating book, edited by Christopher P. Morgan, are articles discussing four-part melodies, a practical music interface tutorial, electronic organ chips, and a remarkable program that creates random music based on land terrain maps!

ISBN 0-931718-11-2

**\$10.00**

Buy this book at your favorite computer book  
store or order direct from BYTE BOOKS  
Add 50¢ per book for postage and handling



"BOOKS OF INTEREST TO COMPUTER PEOPLE"

70 Main Street Peterborough, New Hampshire 03458

# BYTE News ....

**TI PERSONAL COMPUTER DELAY DUE TO HARDWARE PROBLEMS.** Rumors abound that Texas Instruments has delayed introduction of their personal computer system because of problems encountered in the design of a new microprocessor circuit to be used in the system. The 9985 microprocessor is a 16 bit stripped down version of the 9940, which contains 2 K bytes of read only memory, 128 bytes of programmable memory, 32 bit I/O (input/output), 5 M Hz operation and timer/counter on one integrated circuit. Also, it has been reported that the FCC rejected the TI approach to the RF (radio frequency) modulator design. It is expected that TI will have solved these problems for the introduction of the system in June at the summer Consumer Electronics Show in Chicago.

**RADIO SHACK HAS OVER 50 PERCENT OF PERSONAL COMPUTER BUSINESS.** According to a report issued by Dataquest, a marketing research firm, Radio Shack sold approximately 100,000 TRS-80s, valued at \$105 million dollars in 1978. This represented almost 10 percent of Tandy's business, and means that Radio Shack shipped over 50 percent of the total 1978 volume and 21 percent of the value of personal computer systems. Commodore was second, selling 25,000 PETs valued at \$20 million, and Apple shipped 20,000 systems valued at \$30 million. MITS/Pertec shipped 3000 units valued at \$12 million, IMSAI shipped 5,000 valued at \$18 million and all other personal computer makers shipped 35,000 units valued at \$130 million. Dataquest adds to this the IBM and Hewlett-Packard table-top systems selling for less than \$15,000. Thus IBM shipped 5,000 units valued at \$95 million and Hewlett-Packard shipped 4,000 units valued at \$80 million.

**TANDY TO INTRODUCE NEW COMPUTER SYSTEM.** Tandy has disclosed that it will soon introduce two, three and possibly four new computer systems in the second and third quarters of 1979. The systems will be designed to fit specific purposes. This is seen by industry experts as an attempt by Tandy to strengthen its market position in anticipation of Texas Instruments entering into the personal computer market. Tandy has had their TRS-80 in production for almost two years.

**INTEL REPORTS 42 PERCENT INCREASE IN SALES FOR 1978.** Intel, the pioneer in micro-processors, reported sales of just over \$400 million dollars in 1978, compared to \$282.5 million in 1977 — a 41.8 percent increase. In fact, sales in the last quarter increased over 61 percent as compared to the same period in 1977. Profits increased 39.7 percent; from \$ 31.7 million to \$44 million. Coincidentally, Zilog had sales of \$18 million, and reportedly operated in the red for 1978.

**MICROSOFT MOVING INTO 16 BIT SOFTWARE.** Microsoft, a recognized leader in micro-processor software, plans to introduce a broad range of software for 16 bit processors, using the new Intel 8086 and Zilog Z-8000 microprocessors. Most of Microsoft's business is OEM (original equipment manufacturer). This indicates that several hardware manufacturers plan systems using these 16 bit processors. Microsoft will not desert the 8 bit area in which they plan to release a BASIC compiler and Pascal and APL interpreters.

**INTEL PRESIDENT WORRIES ABOUT VLSI.** Gordon Moore, Intel founder and president, was the keynote speaker at the recent International Solid States Circuit Conference. In his speech, he expressed great concern about the possibility that integrated circuit technology is too far ahead of applications. The industry is moving into the next generation of integrated circuits, called VLSI (very large scale integration) which feature devices with upwards of 400 K transistors, or 100 K gates. So far, the applications for such large devices have not developed. At the same meeting Dr Tom Longo, vice-president and chief technical officer at Fairchild Semiconductor, suggested that one possible application for VLSI might be the 64 bit microprocessor.

**MICRODISKS ARE COMING.** Microdisk is the name given to the new 8 inch hard disk drive, which is now being developed by several disk manufacturers. It is expected that at least four manufacturers will show these new disks at the NCC (National Computer Conference) show next month. These drives will fit into the same space as an 8 inch floppy disk, provide upwards of 20 M bytes unformatted storage, and use Winchester technology for high speed

access. It is anticipated that the first production microdisks should be available late 1979, with full production not expected until mid 1980. Expected selling price in OEM quantities is \$1500. This will probably translate to \$3000 retail for a complete system including controller and power supply. At present 14 inch hard disks with 10 M byte storage are available at an end user cost of \$7000 to \$10,000.

**16 BIT MICROPROCESSOR SCENE GROWING.** Zilog began shipping Z-8000 samples in March, and Motorola expects to start sampling their 68000 this month. Production quantities should be available in the fall. Meanwhile, Intel has heated up competition by cutting the 8086 price by 23 percent; from \$82.50 to \$65.20 (4 MHz) and from \$99 to \$76.25 (5 MHz) in 500 quantity lots. The 8086 has been in production for almost a year; a very substantial lead time. However, the Zilog Z-8000 and the Motorola 68000 in particular are more powerful than the 8086, and Intel's price reduction probably represents a marketing strategy.

**HP NOW PRIMARILY A COMPUTER COMPANY.** Hewlett-Packard, which until now has been primarily a manufacturer of electronic instruments (voltmeters, frequency generators, etc), has disclosed that their computer business is now larger than their instrument business, and is growing at a faster rate. It is rumored that Hewlett-Packard will soon introduce a personal computer system.

**COMMODORE REPORTS 8.6 PERCENT INCREASE FOR 1978.** Commodore's 1978 Annual Report states that sales increased from \$46 million to \$50 million and that income rose from \$1.5 million to \$4 million, a 165 percent increase. There is little doubt that the PET and KIM accounted for the major portion of this increase. Like Tandy, Commodore does not break down its sales figures; however, industry experts estimate that over 25,000 PETs were sold in 1978. The Annual Report shows pictures of a PET with a standard keyboard, numeric pad and outboard tape recorder. Further, they promise a "new generation of PET computers" but do not say when.

**IEEE AND ANSI WORKING ON PASCAL STANDARD.** The IEEE (Institute of Electrical and Electronic Engineers) and ANSI (American National Standards Institute) have formed a joint committee to coordinate development of a Pascal standard. It is expected that the development of the standard will take several months.

**PERKINS-ELMER LEAVES FLOPPY BUSINESS.** Perkins-Elmer is the second major floppy disk manufacturer to leave the business within the last year. The Wangco division supplied drives to personal computer systems makers such as Cromemco, Heath Co and Intelligent Systems Corp. Although Wangco operated in the black and was growing, its profits were not apparently fulfilling Perkins-Elmer's expectations.

**APL INTERPRETER AVAILABLE.** The first APL interpreter for a microprocessor has been introduced by Vanguard Systems Corp, San Antonio TX. It is designed to run on a Z-80 computer system. As yet no data is available on how it compares to IBM APL. Several companies, including Microsoft and Scientific Time Sharing, have been promising a microprocessor APL package, but Vanguard is the first to reach the market.

**LOW COST VOICE OUTPUT FOR COMPUTERS.** If you are looking for a low cost, high quality voice output for your computer system, why not try interfacing the Texas Instruments Speak and Spell game to your system. This is done by interfacing some parallel ports to the keyboard connections of Speak and Spell. A short software driver routine for the interface was published in the January issue of the *Ottawa Computer Group Newsletter* (Box 132218, Kanata Ontario Canada).

**MICROSOFT PASCAL.** We have heard that Microsoft is going to announce a Pascal package. The Microsoft version is supposed to be compatible with UCSD, ANSI, and ISO Pascal. The initial implementations of Pascal will be on the 8080, 8086, Z-80, Z-8000, and LSI-11. Additional implementations will be produced as the demand arises. The 8080, 8086, and Z-80 versions will be CP/M compatible. The rumored price for Microsoft Pascal is \$1,000.

Sol Libes  
ACGNJ  
1776 Raritan Rd  
Scotch Plains NJ 07076





"BOOKS OF INTEREST TO COMPUTER PEOPLE"



**More BYTE BOOKS  
in your future...**

# ...And the future

**THE BYTE BOOK OF COMPUTER MUSIC** combines the best computer music articles from past issues of BYTE Magazine with exciting new material—all written for the computer experimenter interested in this fascinating field.

You will enjoy Hal Chamberlin's "A Sampling of Techniques for Computer Performance of Music", which shows how you can create four-part melodies on your computer. For the budget minded, "A \$19 Music Interface" contains practical tutorial information—and organ fans will enjoy reading "Electronic Organ Chips For Use in Computer Music Synthesis".

New material includes "Polyphony Made Easy" and "A Terrain Reader". The first describes a handy circuit that allows you to enter more than one note at a time into your computer from a musical keyboard. The "Terrain Reader" is a remarkable program that creates random music based on land terrain maps.


Other articles range from flights of fancy about the reproductive systems of pianos to Fast Fourier transform programs written in BASIC and 6800 machine language, multi-computer music systems, Walsh Functions, and much more.

For the first time, material difficult to obtain has been collected into one convenient, easy to read book. An ardent do-it-yourselfer or armchair musicologist will find this book to be a useful addition to the library.

**NEW**

ISBN 0-931718-11-2  
Editor: Christopher P. Morgan  
Pages: approx. 128  
Price: \$10.00

**SUPERWUMPUS** is an exciting computer game incorporating the original structure of the WUMPUS game along with added features to make it even more fascinating. The original game was described in the book **What To Do After You Hit Return**, published by the People's Computer Company. Programmed in both 6800 assembly language and BASIC, SUPERWUMPUS is not only addictively fun, but also provides a splendid tutorial on setting up unusual data structures (the tunnel and cave system of SUPERWUMPUS forms a dodecahedron). This is a PAPERBYTE™ book.



ISBN 0-931718-03-1  
Author: Jack Emmerichs  
Pages: 56  
Price: \$6.00

**TINY ASSEMBLER 6800, Version 3.1** is an enhancement of Jack Emmerichs' successful Tiny Assembler. The original version (3.0) was described first in the April and May 1977 issues of BYTE magazine, and later in the PAPERBYTE™ book **TINY ASSEMBLER 6800 Version 3.0**.



In September 1977, BYTE magazine published an article entitled, "Expanding The Tiny Assembler". This provided a detailed description of the enhancements incorporated into Version 3.1, such as the addition of a "begin" statement, a "virtual symbol table", and a larger subset of the Motorola 6800 assembly language.

All the above articles, plus an updated version of the user's guide, the source, object and PAPERBYTE™ bar code formats of both Version 3.0 and 3.1 make this book the most complete documentation possible for Jack Emmerichs' Tiny Assembler.

ISBN 0-931718-08-2  
Author: Jack Emmerichs  
Pages: 80  
Price: \$9.00

A walk through this book brings you into **Ciarcia's Circuit Cellar** for a detailed look at the marvelous projects which let you do useful things with your micro-computer. A collection of more than a year's worth of the popular series in BYTE magazine, **Ciarcia's Circuit Cellar** includes the six winners of BYTE's On-going Monitor Box (BOMB) award, voted by the readers themselves as the best articles of the month: **Control the World** (September 1977), **Memory Mapped IO** (November 1977), **Program Your Next EROM in BASIC** (March 1978), **Tune In and Turn On** (April 1978), **Talk To Me** (June 1978), and **Let Your Fingers Do the Talking** (August 1978).

Each article is a complete tutorial giving all the details needed to construct each project. Using amusing anecdotes to introduce the articles and an easy-going style, Steve presents each project so that even a neophyte need not be afraid to try it.

**NEW**

ISBN 0-931718-07-4  
Author: Steve Ciarcia  
Pages: approx. 128  
Price: \$8.00

# is right now!

**BASEX**, a new compact, compiled language for microcomputers, has many of the best features of BASIC and the 8080 assembly language—and it can be run on any of the 8080 style microprocessors: 8080, Z-80, or 8085. This is a **PAPERBYTE™** book.

Subroutines in the **BASEX** operating system typically execute programs up to five times faster than equivalent programs in a BASIC interpreter—while requiring about half the memory space. In addition, **BASEX** has most of the powerful features of good BASIC interpreters including array variables, text strings, arithmetic operations on signed 16 bit integers, and versatile IO communication functions. And since the two languages, **BASEX** and **BASIC**, are so similar, it is possible to easily translate programs using integer arithmetic data from **BASIC** into **BASEX**.

The author, Paul Warne, has also included a **BASEX** Loader program which is capable of relocating programs anywhere in memory.

**NEW**

ISBN 0-931718-05-8  
Author: Paul Warne  
Pages: 88  
Price: \$8.00

**PROGRAMMING TECHNIQUES** is a series of **BYTE BOOKS** concerned with the art and science of computer programming. It is a collection of the best articles from **BYTE** magazine and new material collected just for this series. Each volume of the series provides the personal computer user with background information to write and maintain programs effectively.

The first volume in the Programming Techniques series is entitled **PROGRAM DESIGN**. It discusses in detail the theory of program design. The purpose of the book is to provide the personal computer user with the techniques needed to design efficient, effective, maintainable programs. Included is information concerning structured program design, modular programming techniques, program logic design, and examples of some of the more common traps the casual as well as the experienced programmer may fall into. In addition, details on various aspects of the actual program functions, such as hashed tables and binary tree processing, are included.

ISBN 0-931718-12-0  
Editor: Blaise W. Liffick  
Pages: 96  
Price: \$6.00



**SIMULATION** is the second volume in the Programming Techniques series. The chapters deal with various aspects of specific types of simulation. Both theoretical and practical applications are included. Particularly stressed is simulation of motion, including wave motion and flying objects. The realm of artificial intelligence is explored, along with simulating robot motion with the microcomputer. Finally, tips on how to simulate electronic circuits on the computer are detailed.

ISBN 0-931718-13-9  
Editor: Blaise W. Liffick  
Pages: approx. 80  
Price: \$6.00  
Publication: Winter 1979

**RA6800ML: AN M6800 RELOCATABLE MACRO ASSEMBLER** is a two pass assembler for the Motorola 6800 microprocessor. It is designed to run on a minimum system of 16 K bytes of memory, a system console (such as a Teletype terminal), a system monitor (such as Motorola **MIKBUG** read only memory program or the **ICOM** Floppy Disk Operating System), and some form of mass file storage (dual cassette recorders or a floppy disk).

The Assembler can produce a program listing, a sorted Symbol Table listing and relocatable object code. The object code is loaded and linked with other assembled modules using the Linking Loader **LINK68**. (Refer to **PAPERBYTE™** publication **LINK68: AN M6800 LINKING LOADER** for details.)

There is a complete description of the 6800 Assembly language and its components, including outlines of the instruction and address formats, pseudo instructions and macro facilities. Each major routine of the Assembler is described in detail, complete with flow charts and a cross reference showing all calling and called-by routines, pointers, flags, and temporary variables.

In addition, details on interfacing and using the Assembler, error messages generated by the Assembler, the Assembler and sample IO driver source code listings, and **PAPERBYTE™** bar code representation of the Assembler's relocatable object file are all included.

This book provides the necessary background for coding programs in the 6800 assembly language, and for understanding the innermost operations of the Assembler.

ISBN 0-931718-10-4  
Author: Jack E. Hemenway  
Pages: 184  
Price: \$25.00

to order books see next page . . . . .

**LINK68: AN M6800 LINKING LOADER** is a one pass linking loader which allows separately translated relocatable object modules to be loaded and linked together to form a single executable load module, and to relocate modules in memory. It produces a load map and a load module in Motorola MIKBUG loader format. The Linking Loader requires 2 K bytes of memory, a system console (such as a Teletype terminal), a system monitor (for instance, Motorola MIKBUG read only memory program or the ICOM Floppy Disk Operating System), and some form of mass file storage (dual cassette recorders or a floppy disk).

It was the express purpose of the authors of this book to provide everything necessary for the user to easily learn about the system. In addition to the source code and PAPERBYTE™ bar code listings, there is a detailed description of the major routines of the Linking Loader, including flow charts. While implementing the system, the user has an opportunity to learn about the nature of linking loader design as well as simply acquiring a useful software tool.

ISBN 0-931718-09-0  
 Authors: Robert D. Grappel  
 & Jack E. Hemenway  
 Pages: 72  
 Price: \$8.00  
 Winter 1979

**TRACER: A 6800 DEBUGGING PROGRAM** is for the programmer looking for good debugging software. TRACER features single step execution using dynamic break points, register examination and modification, and memory examination and modification. This book includes a reprint of "Jack and the Machine Debug" (from the December 1977 issue of BYTE magazine), TRACER program notes, complete assembly and source listing in 6800 assembly language, object program listing, and machine readable PAPERBYTE™ bar codes of the object code.

ISBN 0-931718-02-3  
 Authors: Robert D. Grappel  
 & Jack E. Hemenway  
 Pages: 24  
 Price: \$6.00

**MONDEB: AN ADVANCED M6800 MONITOR-DEBUGGER** has all the general features of Motorola's MIKBUG monitor as well as numerous other capabilities. Ease of use was a prime design consideration. The other goal was to achieve minimum memory requirements while retaining maximum versatility. The result is an extremely versatile program. The size of the entire MONDEB is less than 3 K.

Some of the command capabilities of MONDEB include displaying and setting the contents of registers, setting interrupts for debugging, testing a programmable memory range for bad memory locations, changing the display and input base of numbers, displaying the contents of memory, searching for a specified string, copying a range of bytes from one location in memory to another, and defining the location to which control will transfer upon receipt of an interrupt. This is a PAPERBYTE™ book.

ISBN 0-931718-06-6  
 Author: Don Peters  
 Pages: 88  
 Price: \$5.00

**BAR CODE LOADER.** The purpose of this pamphlet is to present the decoding algorithm which was designed by Ken Budnick of Micro-Scan Associates at the request of BYTE Publications, Inc., for the PAPERBYTE™ bar code representation of executable code. The text of this pamphlet was written by Ken, and contains the general algorithm description in flow chart form plus detailed assemblies of program code for 6800, 6502 and 8080 processors. Individuals with computers based on these processors can use the software directly. Individuals with other processors can use the provided functional specifications and detail examples to create equivalent programs.

ISBN 0-931718-01-5  
 Author: Ken Budnick  
 Pages: 32  
 Price: \$2.00

BYTE BOOKS Division • 70 Main Street • Peterborough, New Hampshire 03458

Name \_\_\_\_\_ Title \_\_\_\_\_ Company \_\_\_\_\_

Street \_\_\_\_\_ City \_\_\_\_\_ State/Province \_\_\_\_\_ Code \_\_\_\_\_

Check enclosed in the amount of \$ \_\_\_\_\_  
 Bill Visa  Bill Master Charge Card No. \_\_\_\_\_ Exp. Date \_\_\_\_\_

Please send the books I have checked.

- Computer Music \$10.00
- SUPERWUMPUS \$6.00
- Tiny Assembler (3.1) \$9.00
- Circuit Cellar \$8.00
- BASEX \$8.00
- Program Design \$6.00

- Simulation \$6.00
- RA6800ML \$25.00
- Link68 \$8.00
- TRACER \$6.00
- MondeB \$5.00
- Bar Code Loader \$2.00

BYTE BOOKS, BYTE BOOKS logo, and PAPERBYTE are trademarks of BYTE Publications, Inc.

Add 50¢ per book to cover postage and handling

Please allow 6-8 weeks for processing your order.

Text continued from page 6:

The parts for a simple 110 VAC lamp controller with one channel and a 10 A rating consist of:

One Sigma Instruments Model 221A-3-5D Hybrid Relay	\$12.80
One AC Line Cord (surplus store)	\$ 1.00
One AC Socket (local hardware store)	\$ 1.35
One plug for my computer's parallel interface (DB-15)	\$ 2.00
One aluminum minibox	\$ 2.98
Miscellaneous interconnect wire	0.00
Total for one channel	\$20.13.

In an evening I had this relay wired to my computer, and ready for use in some applications. The most obvious home oriented application is, of course, the control of lamps in real time, assuming you have a real time clock and an appropriate operating system in your computer. At a high level, the simplest open loop lamp control procedure can now be implemented:

```
DO FOREVER
  BEGIN
    Wait Until 6;
    Turn On Lamp;
    Wait Until 11;
    Turn Off Lamp
  END;
```

Here I have used "DO FOREVER" to mean that the block will be repeated indefinitely with no ending condition in the program itself, although it is always possible to pull the plug or reset the computer with manual intervention. This is a procedure which is reiterated day in and day out as a background task of the computer system, with a real time executive which can monitor time. What is the advantage over a simple mechanical timer? It is, of course, the equivalent of that timer, but you have gained the ability to combine the relay control with the more sophisticated logic of a program.

With this simple amount of hardware, it is now possible to write programs which do much more than the mechanical timer. For example, if you want to give your house a lived-in look on the basis of lights, you can now add some randomization. Let's define a function, RANDOM(X), which returns a random number ranging from 0 to X, as do many standard compilers and interpreters. We can extend this procedure, using randomization of the starting and stopping times. In this next example, we add a second period in which the lamp is on:

```
DO FOREVER
  BEGIN
    Wait Until (6 + RANDOM(2));
    Turn On Lamp;
    Wait Until (8 + RANDOM(1));
    Turn Off Lamp;
    Wait Until (9 + RANDOM(1));
    Turn On Lamp;
    Wait Until (11 + RANDOM(3))
  END;
```

Our program has no inputs now, other than time synchronization with the computer's real time clock. The effect is that of having two periods with random starting and stopping times during the evening. Combine this with several other channels for different rooms of the house, and you have unique and random night lighting control for times when the house is vacant due to business or family trips. Of course, no computer (as yet) can collect piled up mail or clear snow from the driveway, but with a simple evening's effort of wiring up several relays in a control box, this sort of program can be left running when you go away.

In this example, I wanted to use this relay for lamp control. But, with a little imagination, you can control much more than lamps. The solid-state relays can turn on and off virtually any load within the current limitations of the device (10 A in this example) at the zero point of the AC waveform. This could include: turning on your coffeemaker in the morning (assuming that you primed it with water and grounds the night before); turning on a hot plate (of less than 1000 W) under a tea kettle in the morning; responding to a voice input microphone for the particular room you are in by recognizing the words *on* and *off* (all using techniques discussed in past BYTE issues). There is no reason why other appliances, such as the motor of my attic fan, could not be controlled in the same way.

The point is, the act of creating hardware for such brute force things as turning AC lines on and off has been reduced to wiring, and is now an easily solved problem. Just as we all experiment with software, we can now very simply experiment with software that controls significant hardware outside the computer system. All it takes is the willingness to spend some time wiring the particular details needed to make your system's output port talk to the real world. Hardware is not hard to control, once you've got a complete computer system with real time clock and parallel output data ports. ■

# Event Queue

*In order to gain optimum coverage of your organization's computer conferences, seminars, workshops, courses, etc, notice should reach our office at least three months in advance of the date of the event. Entries should be sent to: Event Queue, BYTE Publications Inc, 70 Main St, Peterborough NH 03458. Each month we publish the current contents of the queue for the month of the cover date and the two following calendar months. Thus a given event may appear as many as three times in this section if it is sent to us far enough in advance.*

**May 1-3, 1979 Southwestern Computer Conference**, Myriad Convention Center, Oklahoma City OK This conference, sponsored by the Oklahoma State University Technical Institute in cooperation with the Data Processing Management Association and the Association for Systems Management, will include 150 exhibit booths and 60 seminar presentations. Contact E Z Million, OSU Technical Institute, 900 N Portland, Oklahoma City OK 73107.

**May 7-11, Data Base Concepts and Design**, Kansas City KS. Sponsored by the American Management Association, this course will feature practical information, workshops and case studies to help the participant understand structure, concepts, design, software and management. Contact American Management Associations, 135 W 50th St, New York NY 10020, (212) 586-8100.

**May 11-13, The West Coast Computer Faire**, San Francisco Civic Auditorium. This is a conference and exposition on personal computers for home, business, and industry. Contact Computer Faire, POB 1579, Palo Alto CA 94302, (415) 851-7075.

**May 14-16, Implementing Cryptography**, The New York Sheraton, New York NY. This seminar will present current techniques that protect transmitted and stored data, authenticate messages and system users, and generate electronic digital signatures. Contact Ketrion Inc, Valley Forge Executive Mall, # 10, 530 E Swedesford Rd, Wayne PA 19087

**May 15-17 Micro/Expo '79**, Centre International de Paris, Paris FRANCE. Contact Sybex Inc, 2020 Milvia St, Berkeley CA 94704.

**May 15-17, First Education Computer Fair**, Detroit Plaza Hotel, Detroit MI. This fair will be held in conjunction with 1979 Association for Educational Data Systems 17th Annual Convention. The theme of the fair will be the use of microprocessors in education. Contact Bruce G Alcock, Riverdale Country School, W 253 St and Fieldston Rd, Bronx NY 10471.

**May 15-18, 1979 Association for Educational Data Systems 17th Annual Convention**, Detroit Plaza Hotel, Detroit MI. The convention program will focus on computer applications, computer resources, computer related curriculum, application development methodologies and futures. Exhibits, user group meetings and vendor sessions will also be offered. Contact Arthur W Daniels Jr, 31202 Dorchester, Madison Heights MI 48071.

**May 17-18, Microcomputers in Education and Training**, Arlington VA. Contact Society for Applied Learning Technology, 50 Culpeper St, Warrenton VA 22186.

**May 21-23, Distributed Data Processing**, Logan Airport Hilton, Boston MA. A detailed perspective of the decisions to be made in planning, implementing and maintaining distributed data processing systems. Contact American Management Associations, 135 W 50th St, New York NY 10020.

**May 21-24, Eighth Annual Incremental Motion Control Symposium**, Ramada Inn, Urbana IL. Contact Dr B C Kuo, POB 2772, Station A, Champaign IL 61820.

**May 21-25, Systems Analysis Workshop**, Chicago IL. This workshop will teach systems analysts and others needing systems analysis skills to use a practical set of tools and techniques to evaluate user requests and document requirements for new data processing systems. Contact Brandon Systems Institute, 4720 Montgomery Ln, Bethesda MD 20014.

**May 21-25, Structured Programming and Software Engineering**, The George Washington University, Washington DC. This course is designed for experienced program architects, designers and managers. It will provide up-to-date technical knowledge of logical expression, analysis and invention for performing and managing software architecture, design and production. Presentations will cover principles and applications in structured programming and software engineering. Design workshops with analysis and review sessions will provide actual practice in problem solving. Contact George Washington University, Con-

If you need Business Reports with fancy frills you have the wrong company. We don't put these in our Software or our Ads. Both cost \*\*\* You \*\*\* Money.

But if you need solid, Down-To-Earth Software for your North Star, Imsai, or other low cost Data Processing System written in Microsoft Basic or Cbasic including GL, AR, AP, Inventory, Payroll, Mailing List and Fixed Asset Accounting then you \*\*\* Do \*\*\* have the right company.

GIVE US A TRY - WE KNOW YOU'LL BE GLAD YOU DID

We honor **Visa** and **Mastercharge**

*Aaron Associates*

102 Avenida Dela Estrella  
Suite 208  
San Clemente, CA 92672  
(714) 492-7633

# 16K MEMORY ADD-ON KIT

**FOR THE TRS-80\* - SORCERER‡  
APPLE II†  
8-PRIME, 250 NS HIGH SPEED  
MEMORY CHIPS**

**\$95<sup>00</sup>**

- **All chips are new, top quality, factory fresh and tested.**
- Each kit comes with complete, simple to understand instructions. Even the least experienced individual can add on memory.
- Comes complete with programmed jumpers.


## **GUARANTEE**

If a chip fails, we will replace it with no questions asked.  
Lifetime guarantee!

Remember: These are top quality prime #1 chips. All orders shipped same day as received!

## **TERMS**

CASH WITH ORDER, VISA, MASTER CHARGE. NO C.O.D.'S! PERSONAL CHECKS REQUIRE 3 WEEKS TO CLEAR.



# **WORLD POWER SYSTEMS, INC.**

1161 N. El Dorado Place, Suite 333, Tucson, Arizona 85715  
24 Hour Order Phone No: 602-886-2537

\* TRS-80 is a trademark of Tandy Corp.  
‡ Sorcerer is a trademark of Exidy, Inc.  
† Apple II is a trademark of Apple Computer, Inc.

**WATCH FOR MODULE 50**

tinuing Engineering Education, Washington DC 20052.

**May 23-24, The Clemson Conference on Small Computers: Application for Business, Industry, Education, Medicine,** Clemson University, Clemson SC. This conference will be of interest to individuals interested in small computers who have a wait and see attitude. Persons who are already involved with small systems will find the conference interesting and beneficial. There will be discussions on a wide variety of applications, tutorials on small systems and exhibits of equipment. Contact William J Barnett, Associate Professor, College of Engineering, Clemson University, Clemson SC 29631.

**May 24-26, Computers in Critical Care and Pulmonary Medicine,** Yale University School of Medicine, Norwalk CT. The purpose of this meeting is to bring together computer scientists, biomedical engineers and physicians who are interested in the application of computer technology to the diagnosis and treatment of critically ill patients. The program will consist of one day devoted to respiratory monitoring and two days devoted to the presentation of papers pertaining to the application of computer technology to the monitoring of

critically ill patients. Contact S Nair MD, Norwalk Hospital and Yale University School of Medicine, Norwalk CT 06856.

**June 3-6, 1979 International Summer Consumer Electronics Show,** McCormick Place, Chicago IL. This show serves as the marketplace for the entire consumer electronics industry. Contact Consumer Electronics Show, 2 Illinois Ctr, Suite 1607, 233 N Michigan Av, Chicago IL 60601.

**June 4-7, 1979 National Computer Conference,** New York Coliseum, New York NY. NCC '79 will feature a premier showcase of the state of the art in computing and data processing. Leading organizations, large and small, will show the latest equipment and services in approximately 1500 booths. More than 100 program sessions are planned, emphasizing the four major areas of management, applications, science and technology, and social implications. In conjunction with NCC '79, the Personal Computing Festival of commercial exhibits, application demonstrations, and technical sessions on microcomputer systems and applications will be held at the Americana Hotel. Contact NCC '79, c/o American Federation of Information Processing Societies Inc, 210 Summit Av, Montvale NJ 07645.

**June 6-8, Twelfth Annual Association of Small College Computer Users in Education Conference,** Denison University, Granville OH. Sessions will include the presentation of papers and demonstrations of the educational use of microcomputers, computer text book surveys, discussions with authors of computer texts, administrative uses of computers in small colleges, and a tutorial on microprocessors. Contact Douglas Hughes, Computer Ctr, Denison University, Granville OH 43055, (614) 587-0810.

**June 6-8, Eighth Annual Conference of the MUMPS Users Group,** Marriott Hotel, Atlanta GA. Papers will be presented on all aspects of MUMPS development, implementation, and use. Contact Judith Faulkner, Program Committee, Department of Psychiatry, Clinical Sciences Ctr, 600 Highland Av, Madison WI 53792.

**June 6-8, Computer Contract Negotiation,** New York NY. This three day course is designed to give participants sound answers to the complex ramifications of preparing and negotiating computer contracts. Contact Brandon Consulting Group Inc, 505 Park Av, New York NY 10022.

**June 19-21, International Microcomputers/Minicomputers/Microprocessors '79,** Palais des Expositions, Geneva SWITZERLAND. Focusing on the changing state of the art in mini/microcomputers and microprocessors, the 1979 conference program will probe advances in systems and equipment, with emphasis on practical applications and uses of minicomputers and microcomputers as well as the techniques important to their development.

**June 20-22, The 1979 Symposium of the Wilmington Section of the Instrument Society of America,** University of Delaware, Newark DE. The symposium theme, "Measurement Technology for the 80's," is being programmed by three of ISA's divisions: Process Measurement and Control, Analysis Instrumentation, and Water and Waste Water Industries. Contact A H Straighttiff, E I Du Pont de Nemours and Co Inc, (302) 366-3810.

**June 27-29, Machine Processing of Remotely Sensed Data,** Purdue University, W Lafayette IN. The symposium will focus upon the theory, implementation and novel applications of machine processing of remotely sensed data. Contact Purdue University, Laboratory for Applications of Remote Sensing, 1220 Potter Dr, W Lafayette IN 47906.

**July 9-20, Computing Systems Reliability,** University of California, Santa Cruz CA. Contact Institute in Computer Science, University of California Extension, Santa Cruz CA 95064. ■

## NEW HEALTH INTEREST PROGRAMS...

# Speakeasy VitaFacts™



- Heart Attacks
- Blood Pressure
- Adolescence
- Teenage Drinking & Drugs
- Birth Control
- Talking About Sex

For Everyone —  
**YOUTH  
ADULTS  
PARENTS**

Help yourself — your family — your friends to better health with the new Speakeasy VitaFacts Series learning programs!

These professionally-prepared programs include an audio cassette, a computer cassette and a booklet. They are available through hundreds of computer stores worldwide at very reasonable prices. Please check with your dealer or contact Speakeasy VitaFacts.

DEALERS: Please call us at the number below for the name of your distributor.

**MICROCOMPUTER-ASSISTED  
INSTRUCTION FOR HEALTHFUL LIVING!**


**Speakeasy VitaFacts**

Box 909 Kemptville, Ontario, Canada K0G 1J0

**(613) 258-3291**



**A hot collector's item.**  
(from the popular series which appeared in BYTE)



ISBN 0-931718-07-4

**\$8.00**


Buy this book at your favorite computer bookstore or direct from **BYTE BOOKS.™**

Add 50¢ per book for postage and handling

The marvelous computer projects that Steve Ciarcia has constructed in his cellar are explained in detail so that you can make your microcomputer perform the same useful functions. Each article is a complete tutorial, presented in such an easy-going style that even beginners can understand and enjoy.



70 Main Street Peterborough, New Hampshire 03458



## TMS-9900 Monitor

Jeremy O Jones  
Alan Jones  
Dept of Computer Science  
Trinity College Dublin  
Dublin 2—IRELAND

Everyone has their own idea of what a good monitor should and should not do. Our TMS-9900 monitor is aimed at a small Texas Instruments 9900 system (without disks) with a terminal (64 by 32 character screen size) for I/O (input/output). It has been designed so that programs (which may be cross assembled elsewhere) can be debugged efficiently. To this end, the monitor contains an instant assembler, a disassembler, and comprehensive user program tracing facilities. The instant assembler allows modifications in code to be made quickly, since calculating op codes is difficult because the op code fields are not aligned on nybble boundaries.

The monitor occupies slightly less than 256 bytes of memory and has been assembled to occupy hexadecimal locations F400 thru FFFE. The monitor allows the user to examine and change memory lo-

cations; disassemble instructions; assemble mnemonics; perform memory searches; move blocks of memory; set breakpoints; trace program operation; and other functions. ■

*The Nybbles Library is an inexpensive means for BYTE readers to share some interesting but specialized forms of software. These programs are written by readers with small computers and printer facilities, and are therefore designed for particular systems. The algorithms and programming techniques in these programs can be directly used by readers with similar equipment, or can serve as an inspiration for improvisation on computers of different characteristics.*

*Potential authors of such programs should send us a self-addressed stamped envelope, with a request for a copy of our Guidelines for Nybbles Authors. Payment for Nybbles items is based on sales and length of the item. Rates are set at the time of acceptance.*

*This month the "TMS-9900 Monitor" (# 106) has been added to the Nybbles Library. To order your personal copy, at \$3.00 postpaid, fill out the coupon below.*

.....  
Please send \_\_\_\_\_ copies of BYTE Nybble # \_\_\_\_\_ at \$ \_\_\_\_\_ postpaid.

Please remit in US funds only.

\_\_\_\_\_ Check Enclosed

Bill my BAC # \_\_\_\_\_ Exp Date \_\_\_\_\_

Bill my MC # \_\_\_\_\_ Exp Date \_\_\_\_\_

Name \_\_\_\_\_

Street \_\_\_\_\_

City \_\_\_\_\_ State \_\_\_\_\_ Zip Code \_\_\_\_\_



BYTE Nybbles Library, 70 Main St, Peterborough NH 03458

You may photocopy this page if you wish to keep your BYTE intact.

# CLIP & ORDER

Description	Model No.	Price	Qty	Total
16K Memory Add-On Kit		\$ 95.00		
S-100 3 S+P Interface Card	3 S+P-100K	\$159.95		
	3 S+P-100A	\$189.95		
S-100 EPROM Programmer +3	EPR-100K	\$129.95		
	EPR-100A	\$159.95		
TRS-80* to S-100 BUS	RSB-K	\$249.95		
	RSB-A	\$289.95		
S-100 Video Display Board	VID-100K	\$119.00		
	VID-100A	\$139.00		
TRS-80* Master Control Console	MCC-K	\$159.95		
	MCC-A	\$189.95		
TRS-80* Expandor Interface	EI-80K	\$329.00		
	EI-80A	\$349.00		
TRS-80* Disc Controller Module	DCM-80K	\$129.95		
	DCM-80A	\$159.95		
16K RAM Kit (With purchase of DCM-80)		\$ 85.00		
TRS-80* EPROM Programmer +3	EPR-80K	\$129.95		
	EPR-80A	\$159.95		
S-100 BUS Master Control Card	MCC-100K	\$159.95		
	MCC-100A	\$189.95		
S-100 Disc Controller Card— TRS-80* Disc Drives	DC-80K	\$139.00		
	DC-80A	\$159.00		
S-100 RS-232 Control Card	232-100K	\$149.95		
	232-100A	\$179.95		
TRS-80* Serial Parallel I/O Module	MS10-K	\$129.95		
	MS10-A	\$149.95		
S-100 Z-80 Central Processing Unit	Z-80100K	\$129.95		
	Z-80100A	\$139.95		
TRS-80* To S-100 BUS Cable Adapter	CAB-80K	\$ 99.95		
	CAB-80A	\$119.95		
S-100 8K Static 250NS RAM Memory Card	8K-100K	\$119.95		
	8K-100A	\$139.95		

**TERMS**—CASH WITH ORDER, VISA, MASTER CHARGE. NO C.O.D.'S!  
PERSONAL CHECKS REQUIRE 3 WEEKS TO CLEAR.

**TOTAL**

My check (made payable to World Power Systems, Inc.) is enclosed

Please charge to my:  Visa  Master Charge No. \_\_\_\_\_ Exp. Date \_\_\_\_\_

Signature \_\_\_\_\_

**SHIP TO:** Name \_\_\_\_\_

Address \_\_\_\_\_

City/State \_\_\_\_\_

Phone \_\_\_\_\_



\*TRS-80 is a trademark of Tandy Corp.  
‡Sorcerer is a trademark of Exidy, Inc.  
†Apple II is a trademark of Apple Computer, Inc.

## WORLD POWER SYSTEMS, INC.

1161 N. El Dorado Place, Suite 333, Tucson, Arizona 85715  
24 Hour Order Phone No: 602-886-2537

# The Intel 8275 CRT Controller

Chris Tennant  
119 S Kaspar  
Arlington Hts IL 60005

## About the Author

*Chris Tennant is an electrical engineering graduate of the University of Illinois. His specific areas of interest are communications and computer systems. As a hobby, Chris has been building the Z-80 S-100 microcomputer partially shown in the pictures.*

*Chris works in the University's Psychology department as an electronic technician of the Cognitive Psychophysiology Lab. Brain wave experiments are run, and PDP-11 minicomputers abound in this environment. Along with a fellow senior technician he has designed and built digital and analog devices to interface the computers to the test subjects. Microprocessor projects are both in progress and on the drawing board.*

The Intel 8275 is a programmable video display controller manufactured by Intel Corporation. It is sealed in a 40 pin dual in line package. The device is presently expensive, but it replaces more costly circuitry of a greater size and complexity.

The 8275 has full color capability, a light pen option, many display modes, and simplicity in both hardware and software. This article's focus is on the ability and overall value of an 8275 based video terminal. Since value is a relative judgment, frequent comparisons will be made between an 8275 based terminal and other kinds of terminals presently available.

Video terminals can be divided into two groups:

- *Dedicated memory terminals.* These are prevalent in microprocessor systems. A typical terminal contains 1 K or 2 K bytes of memory for screen data. The memory is used

almost continuously for screen refresh, and hence is dedicated to the terminal. The processor may have both read and write access to the video memory. Dedicated memory terminals include bit mapped terminals. Every dot location on a bit mapped display is addressable. Many bit mapped terminals allow read access as well as write access.

- *Direct memory access terminals.* This kind of terminal is connected to a processor bus. The video memory actually resides in processor memory. It is not dedicated memory, so the information must be transferred from the processor to the screen for each screen refresh. Usually processor operation is suspended for refresh, resulting in lower processor throughput.

For the most part, this article considers the use of an 8275 and a microprocessor





Photo 1: The author's 2 board video controller using the Intel 8275 video display controller.

# YES!! Godbout has S-100 BANK SELECT BOARDS!

We're happy to announce the new CompuKit™ memories, each with two totally independent, individually selectable and addressable banks. These are low power, completely static, 4 MHz boards that offer Econoram quality in a brand new format.

Our memory boards are generally available in 3 forms: unkit (sockets, bypass caps pre-soldered in place for easy assembly); assembled and tested; or qualified under the Certified System Component (CSC) high-reliability program (200 hour burn-in, guaranteed 4 MHz operation over the full commercial temperature range, and immediate replacement in event of failure within 1 year of invoice date).



Name	Storage	Buss	Addressable on	Design	Unkit	Assm	CSC
Econoram XII-16™	16K X 8	S-100	8K boundaries	static	\$369	\$419	\$519
Econoram XII-24™	24K X 8	S-100	8K boundaries	static	\$479	\$539	\$649
Econoram XIII™	32K X 8	S-100	16K boundaries	static	\$629	\$699	\$849

... AND WE STILL HAVE THE BOARDS THAT MADE US FAMOUS, ALL THE WAY TO 32K:

Name	Storage	Buss	Design	Speed	Configuration	Unkit	Assm	CSC
Econoram II™	8K X 8	S-100	static	2 MHz	dual 4K	\$149	\$164	N/A
Econoram IV™	16K X 8	S-100	static	4 MHz	single 16K	\$295	\$329	\$429
Econoram VI™	12K X 8	H8	static	2 MHz	1-8K, 1-4K	\$200	\$270	N/A
Econoram VII™	24K X 8	S-100	static	4 MHz	2-4K, 2-8K	\$445	\$485	\$605
Econoram IX™	32K X 8	Dig Grp	static	4 MHz	2-4K, 1-8K, 1-16K	\$649	N/A	N/A
Econoram X™	32K X 8	S-100	static	4 MHz	2-8K, 1-16K	\$599	\$649	\$789
Econoram XI™	32K X 8	SBC	static	4 MHz	2-8K, 1-16K	N/A	N/A	\$1050

## SEE CompuKit™ PRODUCTS AT YOUR LOCAL COMPUTER STORE

THE **• FULL FUNCTION**  
**• DUAL CHANNEL I/O BOARD**  
**\$189 unkit, \$249 assembled & tested**

Our new I/O board gives you unparalleled flexibility and operating convenience. . . we include features such as two independently addressable serial ports, real LSI hardware UARTS for minimum CPU housekeeping, full RS232C, current loop (20 mA) and TTL signals on both ports, crystal controlled Baud rates up to 19.2 Kbaud, transmit and receive interrupts on both channels, industry standard RS232 level converters with five RS232 handshaking lines per port, optically isolated current loop with provisions for both on board and off board current sources, full feature operation with either 2 or 4 MHz systems, low power consumption (+ 8V @ 350 mA typ; + 16V @ 70 mA typ; - 16V @ 55 mA typ), no software initialization required for board operation (although board parameters may be altered by software) . . . and much more.

Amazingly enough, all these features won't cost you more than other types of I/O boards that do a whole lot less. Want complete information? Just write, and we'll be glad to tell you all about it.

### 16K MEMORY EXPANSION SET \$109 (3/\$320)

For Radio Shack-80, Apple, Sorcerer machines. 250 ns chips for 4 MHz operation, DIP SHUNTS, 1 year limited warranty. Includes easy-to-follow instructions.

### ACTIVE TERMINATOR KIT \$29.50

Our much imitated design plugs into any S-100 motherboard to treat the S-100 buss as the RF system it really is, thereby reducing noise, glitches, ringing, overshoot, and other buss-related problems. Improves reliability of data transfer, while saving power compared to standard passive termination systems.

### 11 SLOT MOTHERBOARD UNKIT \$90

Includes 11 edge connectors soldered in place for simplified assembly as well as active termination for reliable data transfer with energy efficiency. Dimensions: 8.5" x 11".

### 18 SLOT MOTHERBOARD UNKIT \$124

Same as above, but 18 slot version. Dimensions: 8.5" x 16.7".

JUST IN: AN EXCITING NEW CHIP FROM WESTERN DIGITAL, the 1791 MOS LSI dual density disc controller chip. Prime part! With pinout and data, only \$59.

TERMS: Allow 5% shipping, excess refunded. Cal res add tax. VISA®/Mastercharge® call our 24 hour order desk at (415) 562-0636. COD OK with street address for UPS (UPS COD charge applies). Prices good through cover month of magazine.

# CompuKit™

BOX 2355, OAKLAND AIRPORT, CA 94614

from

# GODBOU

HOT-OFF-THE-PRESSES-CATALOGUE: Our new catalogue is something you need if you're into electronics. Parts, kits, computers, electronic music, specials . . . it's really packed, and it's free. Just send us your name and address, we'll take care of the rest.

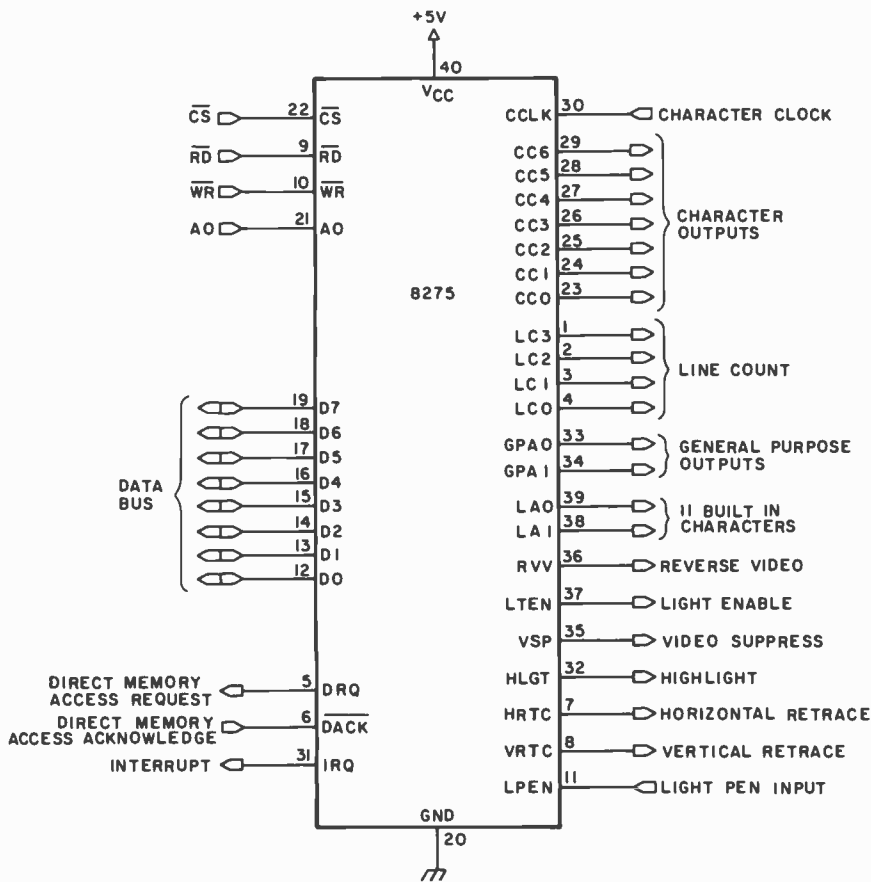


Figure 1: A functional block diagram of the Intel 8275 video controller integrated circuit.

system as a terminal. Hence, this terminal is intended to be connected to a large computer. The hobbyist, on the other hand, often uses a microprocessor as a stand alone computer. For the hobbyist, processor time is more important than for the user of a microprocessor based terminal connected to a larger computer. Therefore, the potential homebrewer reading this article would understandably be skeptical of the 8275 because it can rob up to 25 percent or more of the processor's time. But after all things are considered, I believe that even the experimenter will be tempted by the features of the 8275 as I was.

An example of how the 8275 can be uniquely applied to a real life situation will help to orient the reader toward its abilities. A power generating plant could employ an 8275 based terminal in its main control room. Many tables of data might be kept in the computer defining the status of various generators, the power load of various points in the city and graphs of previous days and weeks' status.

The operator, using an 8275 based terminal, could flip between the pages of information. The operator could watch

statistics change dynamically. Headings of tables would be underlined. Important statistics would be printed as reverse video characters, yellow alert information would be highlighted, and disaster information would be highlighted and blinking. This way, the operator can find the necessary information at a glance. If one is looking for all disaster and yellow alert data, one can spot it immediately, at a time when seconds count. If one is looking for other kinds of information, it can also be found quickly because it, too, has its own kind of signature. Dedicated memory terminals and bit map terminals would all be too slow for this application involving emergency situations. Once the operator has the needed information, he or she can initiate corrective measures through the same terminal.

What follows is an introductory explanation of 8275 operation. Its merits and weaknesses are judged by comparing it to scrolling terminals, dedicated memory terminals and bit mapped (also dedicated memory) terminals. Finally, the frequent uses of terminals in general are measured against the 8275's abilities. I hope to show that the 8275 meets most of these needs better than the other terminals.


#### Device Description

The 8275 video controller requires two peripheral items in order to operate: a microprocessor and a direct memory access device. The microprocessor initializes the 8275 during power-up. It also shares its memory with the 8275. Figure 1 is a functional block diagram of the 8275. The lefthand signal lines interface to the system bus. The processor communicates with the 8275 via the bidirectional data bus and standard handshaking. The single address line, A0, indicates that this device occupies two locations in memory or I/O (input/output) space. The 8275 communicates with the direct memory access controller via the direct memory access request output and direct memory access acknowledge input. The interrupt output is used to coordinate direct memory access activity.

The video control lines are described below.

- **Character Clock** input. The character clock tells the 8275 how fast characters are to be output to the screen. It also clocks the several internal counters which provide the screen timing. Direct memory access timing is based on the character clock as well.

# For Speedy Relief.



## FULL SIZE. DUAL DENSITY. AFFORDABLE PRICE

We are offering, for a limited time, the industry proven Remex RFD1000B Disc Drive at an introductory price of \$395. This is the lowest price ever advertised for a full size disc drive. This drive can operate in either single or double density mode and can store up to 800k bytes unformatted. It has been on the market for three years and has been proven in the field.

We are also a service center and ready to service what we sell at rates that keep hobbyist and small OEM budgets in mind.

# \$395.00

**BONUS OFFER:** We will include two important options-Optical Write Protect and a Door Lock Mechanism-list price value \$50. for only \$25. for ordering promptly. If you include check or money order with your order, we will include these two options absolutely FREE.

**The Computer Factory**  
P. O. Box 155  
Arlington Ma. 02174

Name \_\_\_\_\_

Address \_\_\_\_\_

City \_\_\_\_\_ State \_\_\_\_\_ Zip \_\_\_\_\_

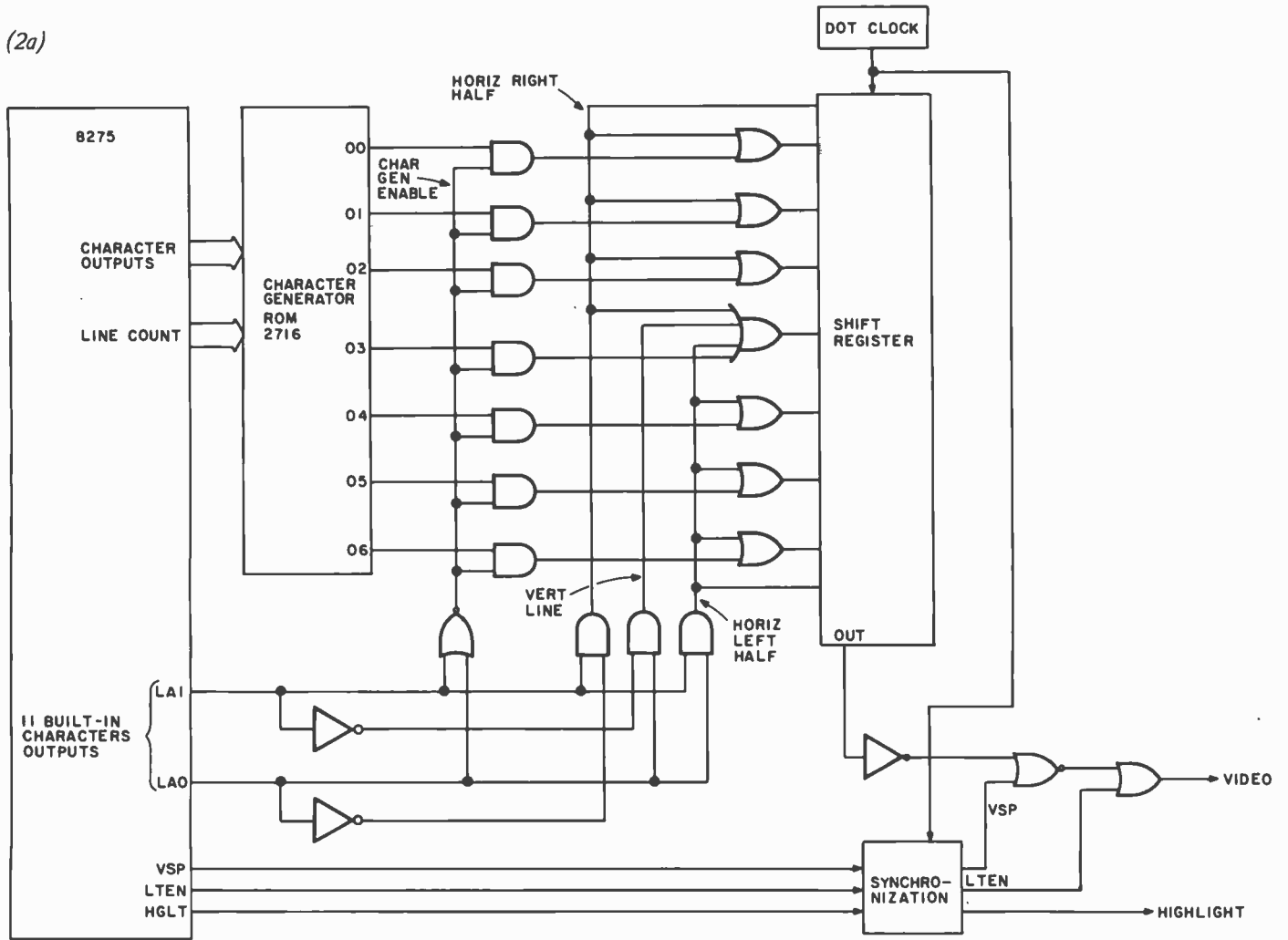
	Disc Drives @ \$395.	
	Options Packages @ \$25.	
	Shipping (\$6.00/driver)	
	Tax (Mass. Residents)	
	TOTAL	

- Check or M.O. with order (Get free options package)
- C.O.D. (Include 25% with order)
- M.C. # \_\_\_\_\_
- Visa # \_\_\_\_\_

Signature \_\_\_\_\_

**the computer factory**

(2a)



(2b)

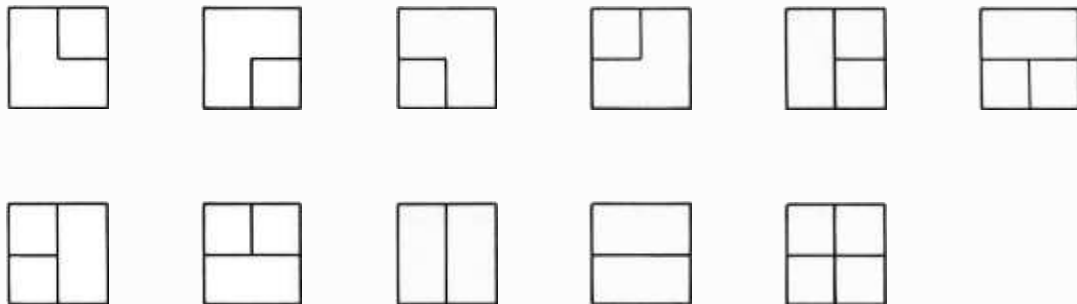


Figure 2: A description of the circuitry needed for generating built-in characters. The resulting characters that are output are shown in figure 2b.

- **Line Count** outputs. These four outputs inform the character generator which scan line the screen is tracing. At the top of a character row, the line count is 0. After the next retrace, the line count is 1, and so forth. The line count tells the character generator which row of dots to output. The line count is programmable from one to 16 scan lines per character.
- **Character** outputs. These seven bits of output determine which one of 128 possible characters is to be displayed. They typically output the ASCII code representations of the characters.



- *Two Built in Characters* outputs. These signals are used to provide 11 characters without the use of a character generator. The use of these outputs may add needless complexity to the video circuitry. Figure 2a shows the circuitry needed to provide the characters in figure 2b. These characters are used for drawing boxes around fields on the screen. A lower chip count and several hours of building time are sacrificed for these 11 characters. It is recommended that the characters be put in the character generator read only memory. The 2708 programmable read only memory makes a good 128 by 8 by 8 character generator. I chose a programmable read only memory because I could not find a character generator I liked on the market.
- *Two General Purpose* outputs. These two bits can be individually programmed to change logic levels at predetermined points on the screen. Their function is left to the designer.
- *Reverse Video* output. This bit tells the video circuitry that the negative image of the character is to be displayed. A white character on a black background is therefore displayed as a black character on a white background.
- *Light Enable* output. When this output is high, an override of the character generator occurs and only white dots are sent to the screen. This output is used for the underline function and to display the cursor.
- *Video Suppress* output. This output has the opposite function of light enable. It blanks the screen. It also provides blinking characters, invisible retrace and "end of line" blanking (which will be explained later).
- *Highlight* output. Characters of two intensities are possible because of this output.
- *Horizontal Retrace* output. Raster timing is generated internally. This output synchronizes the video monitor's horizontal oscillator with the 8275.
- *Vertical Retrace* output. This output synchronizes the monitor's vertical

Number	Type	+5 V	GND	-5 V	+12 V
IC1	8275	40	20		
IC2	8212	24	12		
IC3	74LS165	16	8		
IC4	74169	16	8		
IC5	7404	14	7		
IC6	7400	14	7		
IC7	7486	14	7		
IC8	7402	14	7		
IC9	7432	14	7		
IC10	7416	14	7		
IC11	7408	14	7		
IC12	7414	14	7		
IC13	74174	16	8		
IC14	74157	16	8		
IC15	74157	16	8		
IC16	74157	16	8		
IC17	7400	14	7		
IC18	74126	14	7		
IC19	2102	10	9		
IC20	2102	10	9		
IC21	2102	10	9		
IC22	2102	10	9		
IC23	2102	10	9		
IC24	2102	10	9		
IC25	2102	10	9		
IC26	2102	10	9		
IC27	2708	24	12	21	19
IC28	7400	14	7		
IC29	74426	14	7		
IC30	74426	14	7		
IC31	74426	14	7		
IC32	74426	14	7		
IC33	7405	14	7		
IC34	7421	14	7		
IC35	7486	14	7		
IC36	74139	16	8		

Table 1: Power pin assignments for the circuits in figures 3 thru 6.

oscillator with the 8275. The duration of both kinds of retrace is programmable.

- *Light Pen* input. A positive edge on this input latches the present row and column positions. One possible light pen circuit is shown in figure 3. The light pen is a phototransistor. It is connected to a differentiator (the resistor/capacitor network) and a comparator. The comparator detects a positive spike caused by the electron beam intensifying the phosphor on the screen. A Schmitt gate gives the video controller a clean, sharp edge. The controller now has the row and

Text continued on page 139

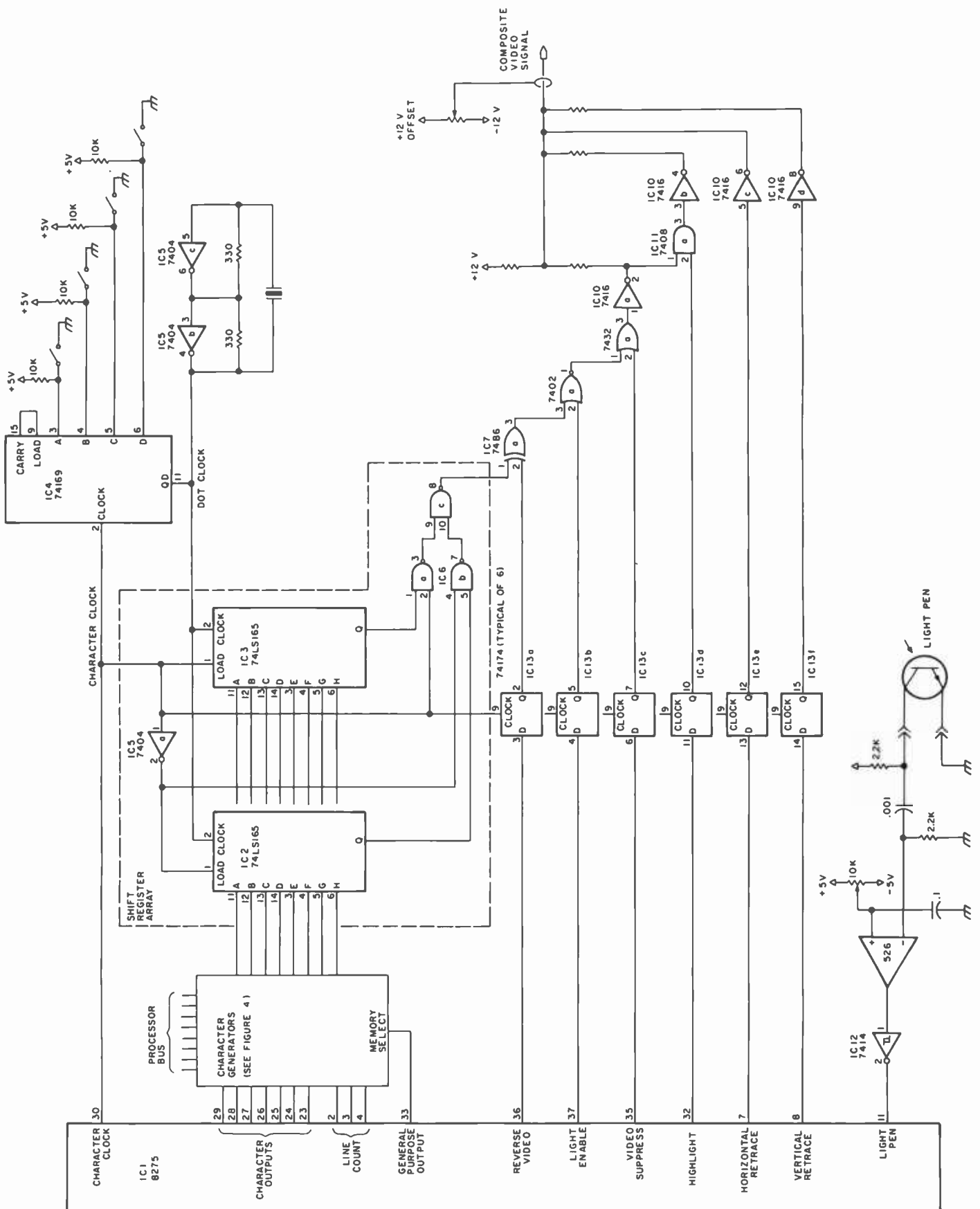


Figure 3: A possible configuration of the 8275 to produce a composite video signal. The number of dots which make up a character is determined by the dot clock.

# NEW FROM MOUNTAIN HARDWARE. THE APPLE CLOCK.

## NEW UTILITY FOR YOUR COMPUTER.


Until now, there hasn't been a Real-Time Clock for the Apple II\*. The Apple Clock from Mountain Hardware keeps time and date in 1mS increments for over one year. On-board battery backup keeps the clock running in the event of power outage. Software controlled interrupts are generated by the clock. That means you can call up schedules, time events, date printouts ... all in real time on a programmed schedule.

## EASY TO USE.

The Apple Clock is easily accessed from BASIC using routines carried in on-board ROM. With it, you can read time and program time-dependent functions for virtually any interval. From milliseconds to days, months or a year.

## PLUG IN AND GO.

Plug the Apple Clock into a peripheral slot on your Apple II and you're ready to go.



## FEATURES.


- Time and date in 1mS increments for periods as long as one year.
- Software for calendar and clock routines, as well as an event timer are contained on on-board ROM.
- Program interrupts.
- Crystal controlled accuracy of  $\pm .001\%$ .
- On-board battery backup keeps your clock in operation even during power outage.

## REAL TIME AT THE RIGHT PRICE.

At \$199 assembled and tested, it's the clock your Apple has been waiting for. And, it's available now through your Apple dealer. Drop in for a demonstration. Or return the coupon below.

## A COMPLETE LINE.

Mountain Hardware also offers a complete line of peripheral products for many fine computers.



## Mountain Hardware, Inc.

300 Harvey West Blvd., Santa Cruz, CA 95060  
(408) 429-8600

Sounds great.

\_\_\_\_ Send me everything I'll need to know about the Apple Clock.

\_\_\_\_ I've got a \_\_\_\_\_ computer. Send me information.

Name \_\_\_\_\_

Address \_\_\_\_\_

City \_\_\_\_\_ State \_\_\_\_\_ Zip \_\_\_\_\_

\*Apple II is a trademark of Apple Computer, Inc.

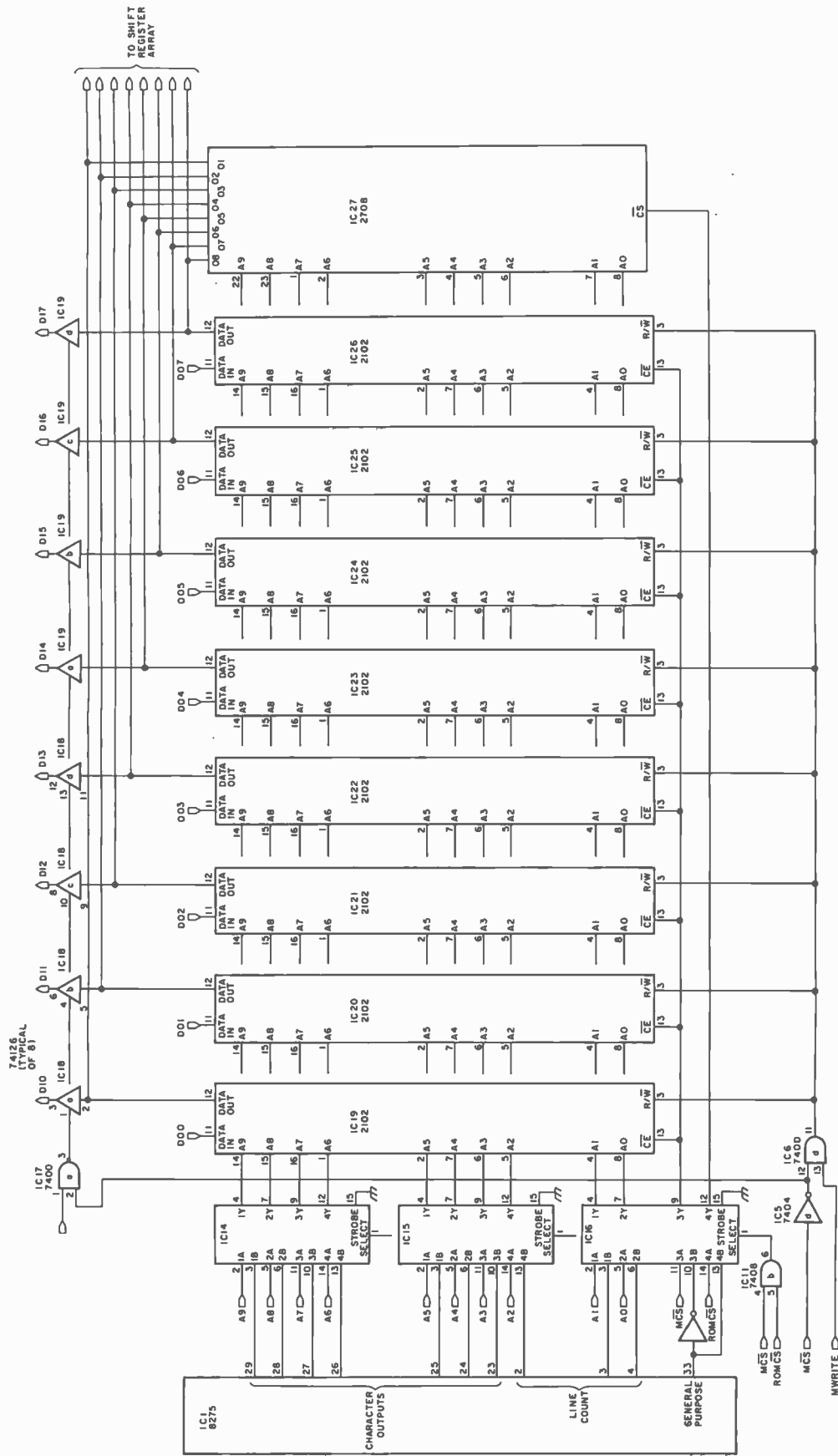


Figure 4: Adding the character generator circuitry to the 8275 video controller. This particular configuration has 128 predefined characters and 128 programmable characters.

Text continued from page 135:

column positions latched in its internal registers.

It is good to know that the two *General Purpose*, the *Reverse Video*, and the *Highlight* outputs all operate identically. Their functions can be changed at the will of the designer. Any three of the outputs could be used to represent the primary colors. Then either additional chroma circuitry or direct connection to the electron guns' amplifiers could turn the output bits into actual colors. This feature could be very important to experimenters who may someday upgrade their systems to have color video.

### Video Display Circuitry

Since this article is primarily concerned with the 8275's operation, discussion of the circuit will be limited mostly to the composite video output circuitry. The purpose of this section is to further acquaint the reader with the 8275. Figure 3 shows one configuration for producing a composite video signal. A dot clock is divided down to provide the character clock. If the dot clock is divided by  $n$ , there are exactly  $n$  dots per character horizontally. The character clock is connected to the 8275, but it must also connect to two other points. It controls the loading of the shift register, and it clocks several bits through flip flops. The shift register turns the parallel dot data from the character generator to serial form for the video display. The six bits (*Reverse Video*, *Light Enable*, *Video Suppress*, *Highlight*, *Horizontal Retrace* and *Vertical Retrace*) are delayed by one clock by passing them through the flip flops to synchronize them with the slow speed of the character generator. They are then gated with the character data through some logic gates to produce the composite video output signal.

My character generator (figure 4) has 128 fixed characters and 128 programmable characters. The programmable characters are interfaced to the processor bus in such a way that the processor has priority of access over the 8275. The video controller selects one of the 128 character groups with a *General Purpose* output. Note that up to 512 characters are possible if both *General Purpose* outputs are used. The simplest character generator would have no interface to the processor bus and would consist of a single character generator.

Figure 3 gives the reader an idea of the complexity of the output circuit. Each box represents one integrated circuit (if a simple character generator is assumed), except for the six flip flops, which are all contained

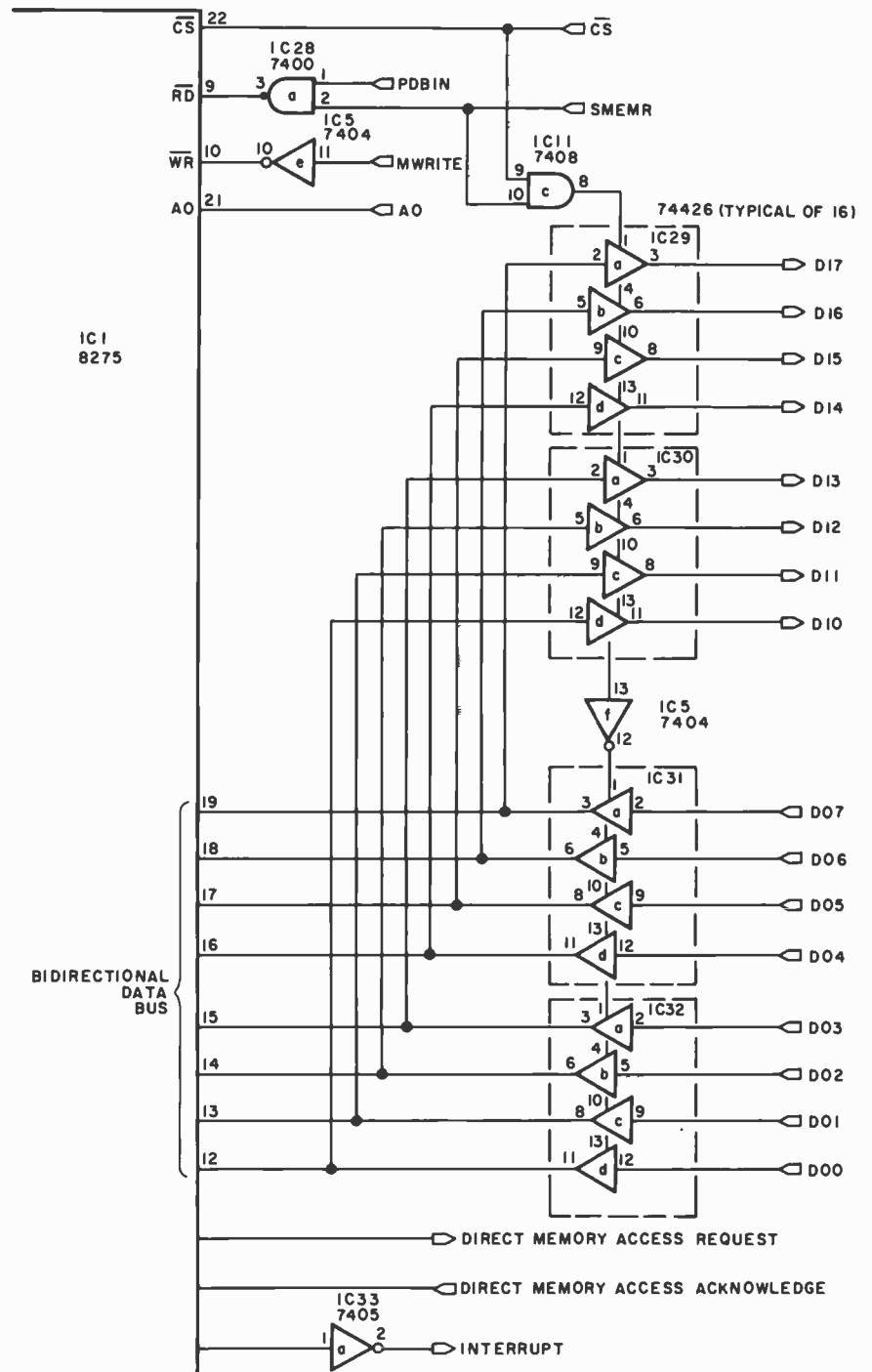


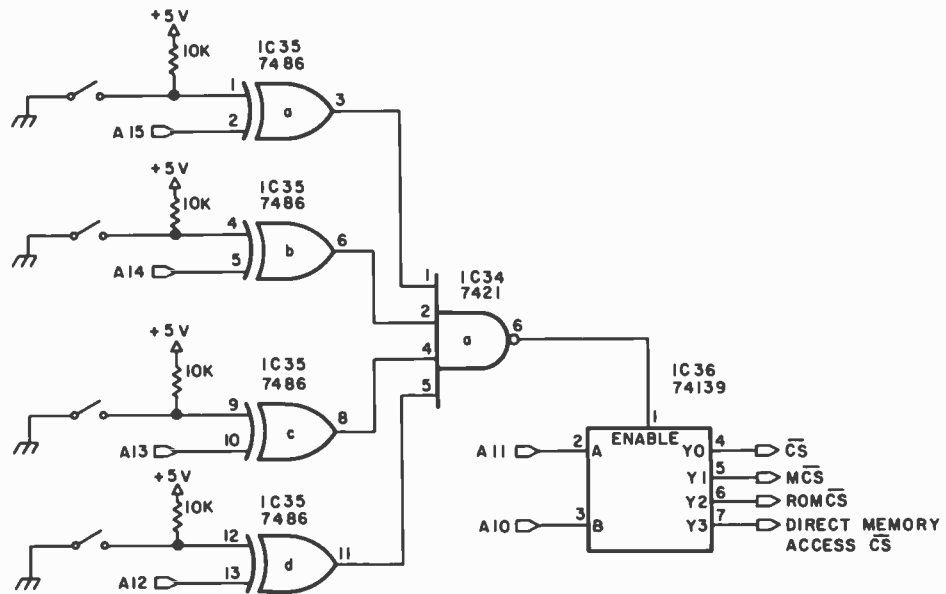
Figure 5: This circuitry will interface the video controller to the computer's bus.

in a single chip. A total of about a dozen chips is required to realize the output logic. With a crystal and some resistors and capacitors, the output circuit is complete.

### Screen Format

The screen format of the 8275 is programmer definable. Characters can be displayed either single or double spaced. The

Figure 6: The address decoding circuitry is added to the character generator circuitry of figure 4 to complete the video controller.



height of each character is programmable from 1 to 16 raster scan lines. The number of characters in a row is programmable from 1 to 80. The number of rows from top to bottom is programmable from 1 to 64. Unfortunately, the monitor's timing is not infinitely flexible. Some screen formats would be impossible for a monitor to synchronize with. For example, a screen format of two characters horizontally by two characters vertically would not be possible. A horizontal or vertical retrace signal would come from the 8275 long before the monitor's beam was at the end of the screen. Another limitation may be the bandwidth of the monitor. If the monitor has a low bandwidth, the characters may become smeared and difficult to read if there are too many characters in a horizontal row. The parameters also depend on the character clock going into the 8275.

In spite of all this confusion, there is a range of screen and character formats which is acceptable to the monitor, and one of them must be chosen before data can be displayed.

The screen format parameters are loaded into the 8275 after power-up, but can also be changed dynamically. This means that different screen and character formats can be used to represent different kinds of information. For example, a tightly packed screen of 4 K characters might be used for graphics, a medium packed screen of 2 K to 3 K characters might display text, and a loosely packed 1 K character screen might be a table of contents or other directive data. The user could tell at a glance what kind of information he is looking at just by the screen format. Only six bytes are required

to reprogram the 8275's screen and character format.


#### Controller Circuitry

Building a direct memory access circuit requires special care. The device is master of the bus at one moment, a normal peripheral the next; a situation which requires some signal reversing. Furthermore, when it is the bus master, it can do some odd things to the timing.

The Intel 8257 direct memory access controller will set up a memory address and do a normal memory read by making  $\overline{\text{MEMRD}}$  low. Then, the I/O write ( $\overline{\text{TOWR}}$ ) will go low to strobe the data to the I/O device (the video controller in this case). The signal  $\overline{\text{DACK}}$  informs the video controller that it alone is intended to receive the data. If the designer is not careful, other I/O devices may be accidentally addressed. Each direct memory access cycle puts a new address on the bus. The cycling of addresses and the strobing of  $\overline{\text{TOWR}}$  will eventually access all I/O devices unless disabling of I/O devices is designed into the system. The job is more complex when dealing with S-100 signals.


My direct memory access controller has evolved its way out of S-100 compatibility. Stubbornly using Intel's direct memory access controller meant altering boards and the bus. Some nonstandard things needed to be done. Indeed, my devices are not even I/O mapped as the 8275 assumes. Rather than raking over the details of my circuit, I recommend the reader check on other direct memory access devices, such as the Zilog Z-80 DM-8. It has separate cycles for reading

# S-100 Memory for peanuts, Artec has slashed its prices!



## 32K for \$620, 16K for \$315—Assembled.

No matter what your needs, Artec has a memory board for you. You can start with 8K of TI 4044 memory on a 5.3" x 10" card and work your way up to a full 32K in 8K increments. The access time is only 250ns. The memory is addressable in 4K blocks and is perfect for S100 and battery augmented systems. The Artec 32K Expandable Memory has four regulator positions, bank select and plenty of room for all necessary support hardware. It uses less than 1 amp per 8K of memory (3.9 for 32K), and only +8 volts.



BOARD	KIT	ASSEMBLED
8K Memory	\$150	\$175
16K Memory	\$265	\$315
24K Memory	\$400	\$475
32K Memory	\$520	\$620

Add-ons: \$135—Chips alone: \$7.00

### GP100—\$20.00


Maximum design versatility along with standard address decoding and buffering for S100 systems. Room for 32 uncommitted 16 pin IC's, 5 bus buffer & decoding chips, 1 DIP address select switch, a 5 volt regulator and more. High quality FR4 epoxy. All holes plated through. Reflowed solder circuitry.

### WW100—\$20.00

A wire wrap bread-board, similar to the GP100. Allows wire wrap of all sizes of sockets in any combination. An extra regulator position for multiple voltage applications. Contact finger pads arranged for easy pin insertion.

### Buffering Kit—\$12.65

All the necessary components to bootstrap any Artec board into your system. Buffering I/O, DIP switch heat sinks and every support chip you need.



**TO ORDER:** Use your Mastercharge or BankAmericard. Or just send along a money order. We can accept only U.S. currency. Please include \$3 handling on all orders. California residents add 6.0% sales tax.

**FOR MORE INFORMATION:** For more information about these or any of Artec's complete line of circuit boards or for either industrial or personal use, please call or write. A catalog will gladly be sent.

Please send me: (Include Quantity)

\_\_\_ 32K \_\_\_ GP100 \_\_\_ WW100

I've enclosed a money order.

Mastercharge No. \_\_\_\_\_ Exp. Date \_\_\_\_\_

BankAmericard No. \_\_\_\_\_ Exp. Date \_\_\_\_\_

Name \_\_\_\_\_

Address \_\_\_\_\_

City \_\_\_\_\_ State \_\_\_\_\_ Zip \_\_\_\_\_

Calif. Res. add 6% Sales Tax \$3.00 Handling Encl.

**ARTEC ELECTRONICS, INC.**

605 Old County Rd., San Carlos, CA 94070  
(415) 592-2740

MEMORY MAP OF VIDEO DATA

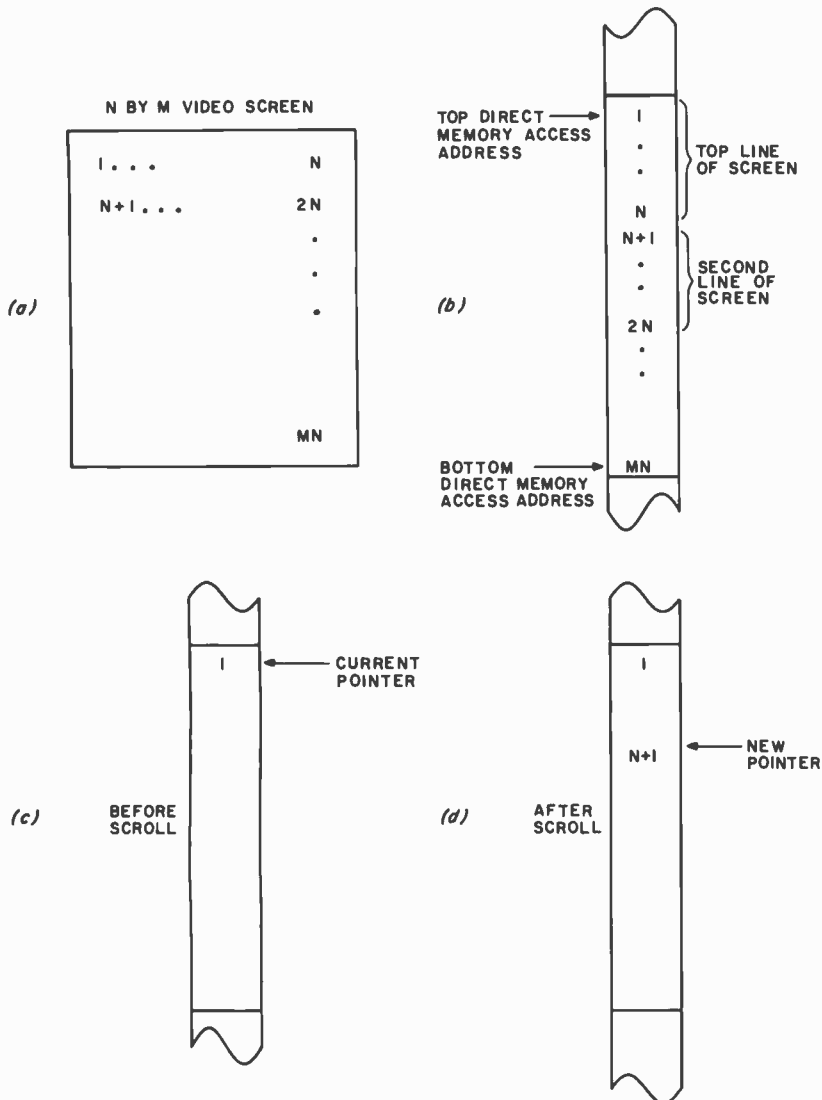


Figure 7: An example of scrolling and using direct memory access. The screen (7a) resides in processor memory (figure 7b). Scrolling takes place when the current direct memory access pointer is moved as shown in figures 7c and 7d.

memory and writing to a peripheral. It also allows memory mapped I/O. Of the two direct memory access devices mentioned, it alone can be considered S-100 compatible.

Direct Memory Access

Characters which are to be displayed on a video screen are transferred by direct memory accessing from processor memory. The direct memory access process also retrieves the special attributes such as reverse video, highlight, underline, blink, and two general purpose signals. A series of direct memory access transfers occur for each character line to be displayed. After the entire screen has been written, vertical retrace occurs, and the direct memory access is repeated. The micro-

processor must wait while the transfer takes place. This may interfere with as much as 25 percent of the processor's time. This figure does not take "cycle stealing" into account. (Cycle stealing is a condition where the processor allows the direct memory access controller to take control of the system bus while the processor is doing internal work.) The processor is not using the bus anyway, so the direct memory access controller steals that clock cycle or cycles. For an 8080A, the timing diagrams seem to indicate that no cycle stealing takes place. The processor-direct memory access handshaking is too slow. This will be true for either controller mentioned earlier. My 25 percent figure assumes a full 2 K screen with no cycle stealing, and using the Intel controller at a 2 MHz clock frequency. The screen is refreshed at a rate of 60 Hz.

A strong argument against the 8275 is that it cuts into processor time while merely displaying a static picture. Other terminals for microprocessors, such as those with dedicated video memory, can operate without disrupting processor operation at all. The only time the processor uses up with respect to video is the time it takes to change the screen.

Opponents of the 8275 point out the direct memory access problem as its greatest weakness. But using direct memory access also has its advantages. The reader can weigh the advantages of the 8275 against this overhead disadvantage. I find that, for my purposes, the flexibility and display power offered is worth the loss of processor throughput. Furthermore, as will be seen, the overhead can be reduced.

With direct memory access capabilities, the processor memory is shared with video memory but without timing conflicts. Dedicated memory video terminals, on the other hand, give the processor priority in memory operations. If the terminal is writing characters when the processor takes over its memory, the screen becomes undefined, and a "scratch" mark results. Scrolling, page changing and other operations which require around 2,000 reads and 2,000 writes (for a typical 2 K screen) can produce temporary havoc on the screen. A dynamically changing screen can be annoying to look at. Video memory for the 8275 can be read from or written into at any time without scratch marks because only one device operates at a time — either the controller or the processor.

The direct memory access controller is programmable to work on any section of memory. It can, in fact, be programmed to change source locations at any time. This means that page changes of the video screen



can be made by changing the accessed address; a task which requires half a dozen writes. This compares with 2,000 reads and 2,000 writes of a block transfer in dedicated memory terminals.

With direct memory access, scrolling is automatic. The interrupt output of the 8275 is used to tell the processor that the bottom of the screen has been reached. At this time the processor can effect a scroll by changing the current pointer in the controller (figure 7). Without any actual character manipulation, the characters on the screen are made to move up by one row. The top row swings around to the bottom. This new bottom row can then be erased. The same locations in memory are used before and after the scroll. Both scrolling up and scrolling down are possible.

A different kind of scrolling is also possible. In this method, the addressed memory space actually does change. If the programmer is dealing with 10 K bytes of text, it could be scrolled one line at a time by moving the direct memory access space down by 80 (for an 80 character per line screen format — see figure 8). The current direct memory access pointer is always at the top of the address space. This is just another form of page changing with most of

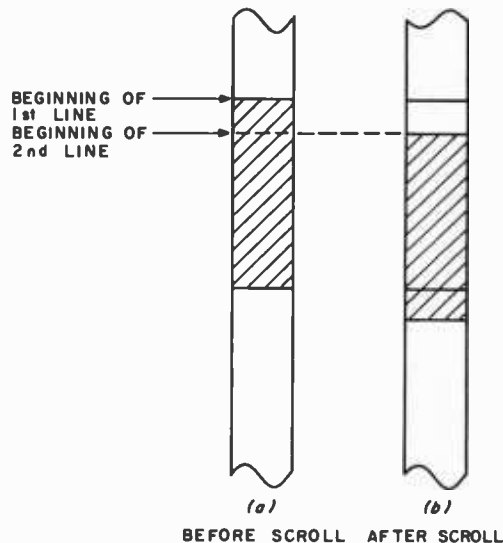


Figure 8: A simplified memory map showing scrolling by moving the pointers to different memory areas which are accessed by the video controller.

the screen being common to both pages.

The 8275 is an intelligent controller. As it accesses the data, it examines the incoming characters for special command bytes. When the most significant bit is a one, the controller knows this is a special command. One command outputs one of the 11 built-in characters. Another special command sets or resets six bits corresponding to reverse video, underline, blink,

©1979, ComputerLand Corp., San Leandro, CA

# SOFTSPOT™

PERSONAL COMPUTING SOFTWARE FOR APPLE®, PET®, AND TRS-80®

## COMING MAY 1st

AT ALL PARTICIPATING **ComputerLand®** STORES.

# INTRODUCING — THE NEW DUAL DRIVE MINIFLOPPY FOR PET!

**NEW!**



NOW WITH  
OPTIONAL 400K  
(DUAL DENSITY)

**CUSTOMER ORDERS  
ARE NOW BEING  
SHIPPED WITHIN  
TEN DAYS!!!**

DKH641 IS A PRODUCT OF COMPUTHINK.

- \* DUAL MINI FLOPPY DRIVE WITH 100K PER DISK SIDE FOR TOTAL 200K ON LINE.
- \* COMMERCIAL LOADING SPEEDS \* 8K LOADS IN 2.6 SECONDS COMPLETE.
- \* DOS REORGANIZES SPACE AFTER SAVE OR ERASE FOR EFFICIENT STORAGE.
- \* DISKMON ADDS OVER 20 COMMANDS TO BASIC INCLUDING DISK DATA FILES.
- \* DISKMON COMMANDS SUPPORT COMMERCIAL PRINTER OFF PARALLEL PORT SUCH AS CENTRONICS LINE OF PRINTERS (AVAILABLE FROM NEECO)
- \* FULL DISK SOFTWARE SUPPORT \* FORTRAN & PLM COMPILERS \*
- \* 90 DAY MANUFACTURER'S WARRANTY ON HARDWARE \* READY TO USE ON DELIVERY. FULL MANUAL AND UTILITY DISKETTE INCLUDED.
- \* CALL OR WRITE FOR COMPLETE INFORMATION ON THE "DISKDRIVER".
- \* THIS SYSTEM REQUIRES EXPANDAPET MEMORY (MINIMUM 16K)

DKH642 — DUAL DRIVE SYSTEM, COMPLETE WITH DISKMON .....	\$1295.00
ASM789D — PET ASSEMBLER ON DISKETTE WITH MANUAL .....	\$49.95
* LNK456 — AUTOLINK LINKING LOADER ON DISKETTE WITH MANUAL .....	\$49.95
* PLM400 — COMPILER ON DISKETTE (AVAILABLE APRIL/MAY) .....	\$49.95
FOR300 — FORTRAN COMPILER ON DISKETTE (AVAILABLE APRIL/MAY) .....	\$69.95
DKL067 — DISKMON ASSEMBLER LISTING/DOS .....	\$19.95
DATA100 — COMPLETE DATA BASE SYSTEM (PRICE APPROXIMATE) .....	\$400.00
BASCOMP — BASIC COMPILER ON DISKETTE (AVAILABLE MAY) .....	
NGP200 — 20 GAMES ON DISKETTES .....	\$49.95
BKGAM — BACKGAMMON ON DISKETTE .....	\$24.95
MICRO — MICROCHESS ON DISKETTE .....	\$24.95
CEN779(1) — CENTRONICS 779-1, ROLL FEED DOT MATRIX COMMERCIAL PRINTER .....	\$1245.00
CEN779(2) — SAME AS 779(1) BUT WITH TRACTOR FEED — PLUG INTO PET .....	\$1345.00
AX10M — ELECTROSTATIC 5.5 INCH PRINTER WITH ALLOF PET'S GRAPHICS .....	\$495.00

## PET COMPUTER

NEECO  
NOW OFFERS  
A FULL SIX  
MONTH  
WARRANTY  
ON ALL  
PETS! — AN  
ADDITIONAL  
3 MONTHS!



by  
COMMODORE

## WHY NOT BUY FROM THE BEST?

8K PET ..... \$ 795  
24K PET (8 + 16K) \$1220  
32K PET (8 + 24K) \$1320


ALL PRICES INCLUDE 48 HR. PRE-SHIPMENT TESTING & 3 FREE CASSETTE PROGRAMS  
PRICES SHOWN ABOVE INCLUDE EXPANDAPET. PME MEMORIES WILL HAVE HIGHER PRICING.

- \* NEECO IS A CUSTOMER ORIENTED, FULL SERVICE COMPANY.
- \* PETS RECEIVE 48 HR. 'BURNIN' BY NEECO BEFORE SHIPMENT.
- \* FULL CUSTOMER SERVICE AND FULL PRODUCT SUPPORT.
- \* 48 HR MAXIMUM 'TURNAROUND' ON PET WARRANTY SERVICE ON PETS PURCHASED FROM NEECO.
- \* FULL PRE-PURCHASE INFO AVAILABLE FROM OUR PET INFO PACKAGE — WE ANSWER CUSTOMER QUESTIONS!
- \* AUTOMATIC SOFTWARE/HARDWARE UPDATES VIA OUR PET OWNERS MAILING LIST — CALL/WRITE TO BE LISTED!
- \* COMMERCIAL QUANTITIES AVAILABLE.
- \* WE ALSO MARKET REPLACEMENT RAMS & ROMS, ETC.
- \* OFF THE SHELF DELIVERIES (NO DEPOSIT REQUIRED). SCHOOL INQUIRIES INVITED!

## INTERNAL MEMORY EXPANSION FOR PET!

### EXPANDAPET™

### INTERNAL MEMORY EXPANSION UNIT



DEALER INQUIRIES  
INVITED

- \* MOUNTS EASILY INSIDE YOUR PET
- \* EASY TO INSTALL (15 MINUTES)
- \* NO DEGRADATION OF PET SYSTEM
- \* USES LOW POWER DYNAMIC RAMS
- \* 90 DAY PART & LABOR, 1 YR-RAMS.
- \* 30 DAY MONEY BACK GUARANTEE.
- \* MOUNTING SLOTS FOR 4 BOARDS.
- \* CALL/WRITE FOR ADDITIONAL INFO
- \* DEALER INQUIRES INVITED.

#### EXPANDAPET PRICES

16K (+8K PET = 24K) \$425  
24K (+8K PET = 32K) \$525  
32K (+8K PET = 40K) \$615

OPTIONAL PLUG-IN BOARDS  
4K EPROM DAUGHTER BOARD  
USING 2716 EPROMS .... \$50

32K UNIT ALLOWS 8K OF  
ASSEMBLY LANGUAGE  
SUBROUTINES ACCESSED  
VIA THE USR COMMAND.

EXPANDAPET IS A PRODUCT OF COMPUTHINK.

## FULLSIZED TYPEWRITER KEYBOARD FOR PET!



- \* COMMERCIAL QUALITY KEYBOARD WITH METAL ENCLOSURE.
- \* BASIC TYPEWRITER DESIGN FOR TOUCHTYPISTS.
- \* SINGLE KEY FUNCTIONS FOR ALL CURSOR CONTROLS. SHIFT/RUN, INSERT, CLEAR SCREEN/HOME CURSOR, MORE.
- \* FUNCTIONS SIMULTANEOUSLY WITH PET'S KEYBOARD.
- \* PLUGS DIRECTLY INTO PET'S LOGIC BOARD.
- \* DOES NOT USE USER OR IEEE-488 PORTS.
- \* NPK-101 IS FULLY TESTED & READY TO USE.
- \* ATTACHES DIRECTLY TO FRONT OF PET'S FRAME.
- \* CAN BE USED AS A REMOTE TERMINAL (SPECIAL ORDER).
- \* 30 DAYS TRIAL PERIOD \* 90 DAY WARRANTY.
- \* CALL OR WRITE FOR FULL SPECS-INITIAL QTY LIMITED.

NOW AVAILABLE! **\$139.95**

NPK-101 IS A PRODUCT OF NEW ENGLAND ELECTRONICS.

**WE CANNOT LIST ALL OF OUR SOFTWARE AND HARDWARE PRODUCTS  
CALL OR WRITE FOR OUR \*FREE\* SOFTWARE/HARDWARE DIRECTORY**

**DOMESTIC & OVERSEAS DEALER INQUIRIES INVITED ON \* MEMORY \* KEYBOARD \* FLOPPY**

# NEECO

NEW ENGLAND ELECTRONICS CO., INC.  
679 HIGHLAND AVE., NEEDHAM, MASS. 02194  
MON.-FRI. 9:30-5:30

**(617) 449-1760**  
MASTER CHARGE/VISA ACCEPTED  
TELEX 951021

# NEECO

PET 2001 — 32K



LARGE TYPEWRITER KEYBOARDS NOW AVAILABLE!

## PROUDLY ANNOUNCES THE NEWEST PET MICROCOMPUTERS BY COMMODORE!

The PET™ is now a truly sophisticated  
Business System with the  
announcement of these Peripherals.

The PET™ incorporated with the Floppy Disk and Printer makes an ideal business system for most professional and specialized fields: medicine, law, dental, research, engineering, tax/accounting, printing, education, energy conservation, etc. The PET™ Business System as a management tool, relays information to all levels of business, previously attainable only with equipment many times more expensive. The PET™ Business System is one of the most cost efficient business tools

today. It offers a wide range of applications from logging management strategy in major institutions to organizing accounts and inventory control of small businesses. Here are just a few of the cost-saving uses in the corporation, professional office or small business: stock control, purchasing, forecasting, manufacturing costing, customer records, mailing lists, etc. The PET™ Floppy Disk and Printer, a compatible business system at a reasonable price — Take a closer look at these Peripherals.

PRODUCT	DESCRIPTION	PRICE	AVAILABILITY
PET 2001 — 4K*	4K RAM	\$ 595	IMMEDIATE
PET 2001 — 8K*	8K RAM	\$ 795	IMMEDIATE
PET 2001 — 16K LARGE KEYS	16K RAM	\$ 995	IMMEDIATE
PET 2001 — 32K LARGE KEYS	32K RAM	\$1195	IMMEDIATE
PET 2041	SINGLE FLOPPY	\$ 595	JULY-AUGUST
PET 2022 PRINTER	TRACTOR/ROLL	\$ 995	JULY-AUGUST
PET 2023	ROLL FEED	\$ 850	JULY-AUGUST
PET 2040	DUAL FLOPPY	\$1095	IMMEDIATE
8 K RETROFIT ROM KIT		\$ 50	IMMEDIATE

\* THESE UNITS INCLUDE THE C2N CASSETTE AND SMALL KEYBOARD. THE FULL SIZE KEYBOARD UNITS DO NOT INCLUDE A BUILT IN CASSETTE—ORDER C2N

NEECO IS NOW ACCEPTING \$25 DEPOSITS ON THE SYSTEM COMPONENTS OF YOUR CHOICE! PURCHASE ORDERS ARE ACCEPTED IN LIEU OF DEPOSITS. NEECO IS A FULL CUSTOMER SERVICE ORIENTED COMPANY. PLEASE CALL FOR ADDITIONAL INFORMATION

## THE NEW commodore PET PERIPHERALS!



2040

### Dual Drive Floppy Disk

The Dual Drive Floppy is the latest in Disk technology with extremely large storage capability and excellent file management. As the Commodore disk is an "Intelligent" peripheral, it uses none of the RAM (user) memory of the PET™. The Floppy Disk operating system used with the PET™ computer enables a program to read or write data in the background while simultaneously transferring data over the IEEE to the PET™. The Floppy Disk is a reliable low cost unit, and is convenient for high speed data transfer. Due to the latest technological advances incorporated in this disk, a total of 360K bytes are available in the two standard 5 1/4" disks, without the problems of double tracking or double density. This is achieved by the use of two microprocessors and fifteen memory I.C.s built into the disk unit. Only two connections are necessary — an A/C cord and PET™ interface cord.

IMMEDIATE DELIVERY



2022

### Tractor Feed Printer

The Tractor Feed Printer is a high specification printer that can print onto paper (multiple copies) all the PET™ characters — letters (upper and lower case), numbers and graphics available in the PET™. The tractor feed capability has the advantage of accepting mailing labels, using standard preprinted forms (customized), cheque printing for salaries, payables, etc. Again, the only connections required are an A/C cord and PET™ connecting cord. The PET™ is programmable, allowing the printer to format print for: width, decimal position, leading and trailing zero's, left margin justified, lines per page, etc. It accepts 8 1/2" paper giving up to four copies. Bidirectional printing enables increased speed of printing.

## NEW IBM SELECTRIC II TYPEWRITERS FOR PET! (BRAND NEW IBM II)



PLUG COMPATIBLE VIA USER  
PORT! WORD PROCESSING  
SOFTWARE AVAILABLE  
FROM NEECO. CALL FOR  
INFO! IBM FOR PET \$1995.



\$99<sup>95</sup>

C2N SECOND CASSETTE

NEW ENGLAND AREA SUB-DEALERSHIP INQUIRIES INVITED!

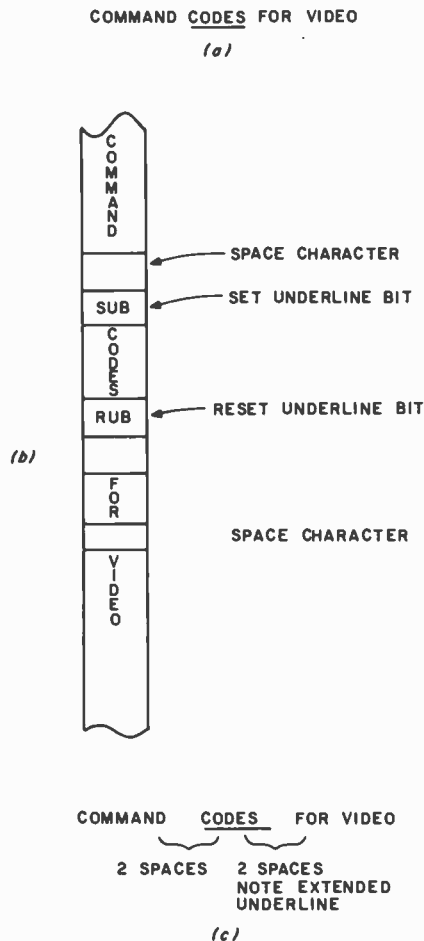
NEECO NOW OFFERS A FULL SIX MONTH WARRANTY ON ALL PETS SOLD BY NEECO! FEEL FREE TO CALL US FOR THE LATEST INFORMATION ON THE NEW PET PERIPHERALS. REMEMBER, A \$25 DEPOSIT (OR A PURCHASE ORDER) WILL BACKORDER AND HOLD ANY SYSTEM COMPONENT OF YOUR CHOICE! — WHY NOT BUY FROM THE BEST! — NEECO OFFERS THE BEST IN CUSTOMER SERVICE! — NEECO OFFERS COMPLETE SOFTWARE (COMMERCIAL & CONSUMER) SUPPORT! — MANY PACKAGES AVAILABLE! CALL FOR MORE INFO! — ARE YOU ON OUR MAILING LIST?

# NEECO

NEW ENGLAND ELECTRONICS CO., INC.  
679 HIGHLAND AVE., NEEDHAM, MASS. 02194  
MON.-FRI. 9:30-5:30

**(617) 449-1760**  
MASTER CHARGE/VISA ACCEPTED  
TELEX 951021

Figure 9: An example of using "invisible" special commands with the video controller. The output shown in figure 9a is what is desired. We wish to underline the five letters in the word "codes". Figure 9b shows a memory map with the special codes inserted in the text. The set underline bit command will command the controller to underline all output until the bit is reset. The reset underline bit command stops the underlining procedure. If the codes were not invisible, the output would probably look like figure 9c. Since the special command codes cannot be converted into printable ASCII characters, spaces are output on the screen. Note the extended underline. This occurs because the reset underline bit command is printed before the bit is actually reset. This visible code mode is not advisable for high quality output.



highlight, and general purpose.

In order to underline five consecutive characters on the screen as in figure 9a for example, the five characters must be preceded by a special command which sets the underline bit (figure 9b). Every character following the command is underlined for the remainder of the screen unless another special command resets the underline bit. Such a command would follow the 5 character word to terminate the underline. Note in figure 9a that the special code does not occupy a character position on the screen. This happens with the 8275 even though the special codes are accessed just like the displayed data. The codes are "invisible." The 8275 can be programmed for either visible or invisible special command codes. Figure 9c is an example of a visible command code.

A different kind of command is end of line. When the 8275 reads this one byte command, it blanks the remainder of the current line by enabling the video suppress output. Thus, after a scroll, the new bottom line need not be erased but only headed by an end of line command. For an 80 character per line format, one write effectively clears the bottom line instead of 80 writes.

The end of screen command is similar to end of line except that the remainder of the screen is blanked instead of just one line. Thus, a clear screen operation consists of one write instead of 2,000. The end of screen command would be placed at the top lefthand corner of the screen.



It has been shown that emulating a simple scrolling terminal is easy with the direct memory access controller and the 8275 video controller. When using a scrolling terminal, one notices the large amount of unused screen space that frequently exists. If the 8275 controller were to access 2,000 characters when, say, only 200 characters were being displayed, the 8275 would be wastefully cutting into processor time. The stop direct memory access commands answer this problem. A short line of print is followed by an end of line, stop direct memory access command, which blanks the remainder of the line and discontinues memory transfer until it is needed for the next line. Variable line lengths are stored in memory, each followed by end of line, stop direct memory access. The end of line, stop direct memory access command allows text to be both stored in compact form and displayed easily. Both kinds of scrolling discussed as well as page changing are simply achieved. The only difference is that variable line lengths are involved.

The last line of nonblank characters can be followed by end of screen, stop direct memory access, which blanks all subsequent lines and terminates the transfer operation. The stop direct memory access commands reduce overhead considerably. The processor experiences not 25 percent delay, but frequently as low as 0 to 10 percent delay due to direct memory access operation. In this way, the direct memory access overhead argument is no longer as strong. Furthermore, much processor time is actually saved by the memory access — page changes, scrolling, and line and screen blanking are all faster, requiring fewer reads and writes. They take less software than most dedicated memory terminals. Also, visual continuity is maintained because no scratches ever appear on the screen during reads and writes.

Interesting results can be obtained by changing some of the device parameters. If the direct memory access controller is programmed to transfer 4 K bytes of memory, but the video controller is only programmed for a 2 K byte screen, the following results occur.

The first scan displays the first 2 K bytes of addressed memory. The vertical retrace occurs and the screen is redrawn. This time, the second 2 K bytes of addressed memory is displayed. Upon the third frame, the first

# BYTE<sup>T.M.</sup> is available in microform



Please send me additional information.

Name \_\_\_\_\_

Institution \_\_\_\_\_

Street \_\_\_\_\_

City \_\_\_\_\_

State \_\_\_\_\_ Zip \_\_\_\_\_

## University Microfilms International

300 North Zeeb Road  
Dept. P.R.  
Ann Arbor, MI 48106  
U.S.A.

18 Bedford Row  
Dept. P.R.  
London, WC1R 4EJ  
England

2 K bytes is once again displayed. A double exposure of the two images effectively occurs. Since each frame is 1/60 second, the refresh of each image is 1/30 second. The human eye senses flicker below approximately 24 frames per second, so no flicker is noticeable. If each frame contained a graph on identical axes, the double exposure would be the superposition of the two graphs. The graphs could be plotted by loading programmable characters into the character generator and displaying them in the proper positions on the screen.

Double exposures would double the memory requirement but have no effect on the data transfer overhead. The video display is still refreshed at the same rate but with alternating images. Triple exposures can also be made. The addressed memory size is three times the screen size. Some flicker would exist since each image is refreshed every 1/20 second.

Superposition of screens cannot be done with ordinary dedicated memory systems. Bit mapped displays can, however, superimpose any number of images without experiencing screen flicker. This can be done by ORing the images together into the same bit map. If involved graphics are intended for a video terminal, the bit map displays are preferred to an 8275 based display.

### Interlacing

Ordinary television sets and monitors will interlace the picture if the incoming signal has interlace timing. An interlaced picture has twice as much vertical resolution as a noninterlaced picture. For ordinary television, there are 525 scan lines in an interlaced picture but only 262 lines in a noninterlaced picture. Like so many video terminals, the 8275 unfortunately does not provide interlace timing.

### Cost

This topic is a bit unpleasant to the average hobbyist. As of midMarch, 1978, the 8275 was a \$100 integrated circuit. If this device is like many others, its price could drop significantly before too long. The direct memory access controller is presently about \$28 (it has two spare channels left over for the user's floppy disk and digital cassette too). A character generator runs for \$8 to \$18. My 2 board system was under \$225. All things considered, this is not very expensive when one thinks about the price of terminals with half the features of this one.

A smart way to build this circuit (or

anything else that uses expensive components) is to construct the boards first, begin testing the transistor-transistor logic, and last of all buy the 8275. This way, you give the price a chance to come down.

### Conclusions

An 8275 based terminal offers the user a large number of features. The useful lifetime of such a terminal is long because of its flexibility. It can bend to meet a wide variety of requirements. Features which are not immediately taken advantage of are always available at a later time.

Features include outputs for reverse video, underlining, blinking, highlighting and general purposes (user defined). A light pen can be used and a cursor is provided. 11 built-in characters are a mixed blessing because of the work involved in decoding them. The character height (line count), the screen format, the retrace timing, the direct memory access burst timing, and the type of cursor to be displayed are programmable.

Upgrading the system is easy because of its programmability. Hence, color can be added without major complications. The controller easily becomes a dual controller for two video monitors.

More and more "minimal systems" that are not so minimal in their power are coming into being. Greater need is arising for a video interface that is small. 10 chip computers with video are possible, and larger single board computers promise great performance for their size when they use the 8275. The price paid for all the features of the 8275 is in direct memory access overhead. The processor is halted for a portion of the time while the screen is refreshed. The end of line, stop direct memory access and end of screen, stop direct memory access commands reduce this overhead, dependent on how full the screen is. The double space mode cuts the overhead in half.

Direct memory access also increases the speed of some operations. Page changing and scrolling are two examples that take almost no processor time. To the user, they appear to be instantaneous operations. Visual continuity is maintained while the processor works in video memory. None of the "scratch" marks characteristic of dedicated memory terminals appear.

Feature for feature, terminals using the 8275 surpass dedicated memory terminals. In text environments with only light graphics requirements, its speed and special attributes make it more attractive than bit-mapped terminals. For many users, a video terminal based on the 8275 video display controller is the optimum choice.■

# THE DIAGNOSIS: MEDICAL OFFICE MALAISE

Between insurance forms, Medicare and Medicaid forms, bills, and patient records, the typical medical office today is swamped with paperwork. If the sheer volume isn't enough of a problem, it is also essential that all this be

done with speed and accuracy. It has been estimated that Doctors and office staff spend nearly a quarter of their time handling paperwork. Until now, the only alternatives were either hiring more personnel or subcontracting

with an outside firm. Obviously, a medical data base management system has great potential for significantly increasing office efficiency and freeing staff for more valuable duties.

# THE CURE: MED2 FROM OHIO MICRO SYSTEMS

MED2 is a reliable, debugged program that generates valuable administrative reports, bills, aging account analysis, and insurance forms. **It is the result of over a year of design, testing, and retesting in collaboration with medical offices.** It features a large on-line capacity and can be operated by the existing office staff. MED2 is suitable for one person offices or group practices. It adapts readily to GP's, specialists, dentists, and medical laboratories. MED2 requires a Z80/8080 microcomputer system that supports CP/M and it is available on Micropolis 5.25 in. and IBM 3740 8 in. diskettes.

## FREE USERS SEMINAR WITH EVERY MED2 DISK

There is a lot to know about MED2 - more than can be explained in an ad or manual. To show you what MED2 can do, how to use it, and why it is configured as it is, OHIO MICRO SYSTEMS makes an unprecedented offer - a FREE two day user's seminar (lodging included) with every MED2 disk. We believe this is the best way for you to obtain a thorough working knowledge of MED2. **You get to see, question, and evaluate MED2 with its designers.** The seminar is comprehensive and includes information on procedures in medical offices, customizing MED2 for unique situations, technical aspects of MED2, and marketing strategies. The seminar can be a complete course for an end-user familiar

with microcomputers, but it is specifically geared for dealers. **MED2 provides an excellent entry for dealers into the large new marketplace of medical offices. There is no question that the need exists.** Investing the time in the seminar will open the doors to increased hardware and system sales.

The price of MED2 is \$895. A deposit of \$200, which applies toward the purchase price, is required for registration in the seminar. If you decide to not purchase MED2 after the seminar, you owe no more. Contact OHIO MICRO SYSTEMS for seminar dates, registration, and further information. Phone (216) 678-5202 or write to us at 500 South Depeyster, Kent, Ohio 44240.

## OHIO MICRO SYSTEMS

500 S. DEPEYSTER ST. • KENT, OHIO 44240 • (216) 678-5202

# Smart Memory, Part 2

Randy C Smith  
115 Crosby Ct #2  
Walnut Creek CA 94598

In part 1 the principal processes of an associative memory and processor were described. These include:

- Selection — activating the desired memory words in parallel via their content (addressing by content).
- Alteration — updating all selected words in parallel, with multiwrite.
- Arbitration (Responder Resolution) — methods for reading content serially from potentially more than one responding word.

The second and concluding part of this article reiterates these themes through the use of successive *black box* logic diagrams. No attempt is made to specify exact devices (as in a schematic), since the idea is to

illustrate a general architecture. Once the conceptual components are understood (and this is only one of many forms for associative memories) the personal computer enthusiast can experiment with methods for further logic reduction through the use of large scale integration circuits, addition of circuitry for random access or multidimensional addressing, or even the application of more hardware processing power at each memory node.

This concludes our content addressable design discussion. For information about REM, which is a 4 K byte associative memory board for the S-100 bus, contact Semionics at 41 Tunnel Rd Berkeley CA 94705.

See figures following on pages 152 thru 160.

## About the Author:

Randy Smith is employed by Semionics Associates as the design engineer for the REM S-100 board and is the coinventor of REM. His personal interests include artificial intelligence research, especially language comprehension.




Photo 2: Content addressable memory board for the S-100 bus. The 4 K byte memory board is manufactured by Semionics Associates.



# SPINTERM<sup>T.M.</sup>

## MEANS QUALITY IN REVERSE



### Introducing Bidirectional Printing At Affordable Prices

#### **FASTER THAN THE DEVIL!**

Using bidirectional printing the Spinterm can print up to 55 characters per second with the quality of a printing press. In fact, with more than 14 different optional printing "thimbles," each with up to 128 characters, there is no end to its printing capabilities. In addition, during communications, there are six user selectable baud rates to 1200. Untouchable!

#### **MULTI-FUNCTIONAL**

Spinterm's many standard features include 10 or 12 pitch spacing (user selectable), normal and absolute tabs from 1-136 (in either direction), adjustable line feed with subscript and superscript capabilities and enough power to imprint the original and five copies.

Spinterm boasts an incredible graphing resolution of up to 5760 plot points per square inch (120 horizontal — 48 vertical). Fantastic!

#### **LONGER LIFE — QUIETER OPERATION**

Having an MTFB of more than 2000 hours, the Spinterm will perform to the reliability you demand. The materials used in the "thimble" and print hammer extend their life by 50%. The "thimble" alone provides normal element life of more than 30 million impressions!

And when it comes to quiet, the Spinterm printers are -60dB with the standard die-cast aluminum cover; 67dB or less without cover — so they can be used in almost any application. Unbelievable!

#### **TOTAL ADAPTABILITY**

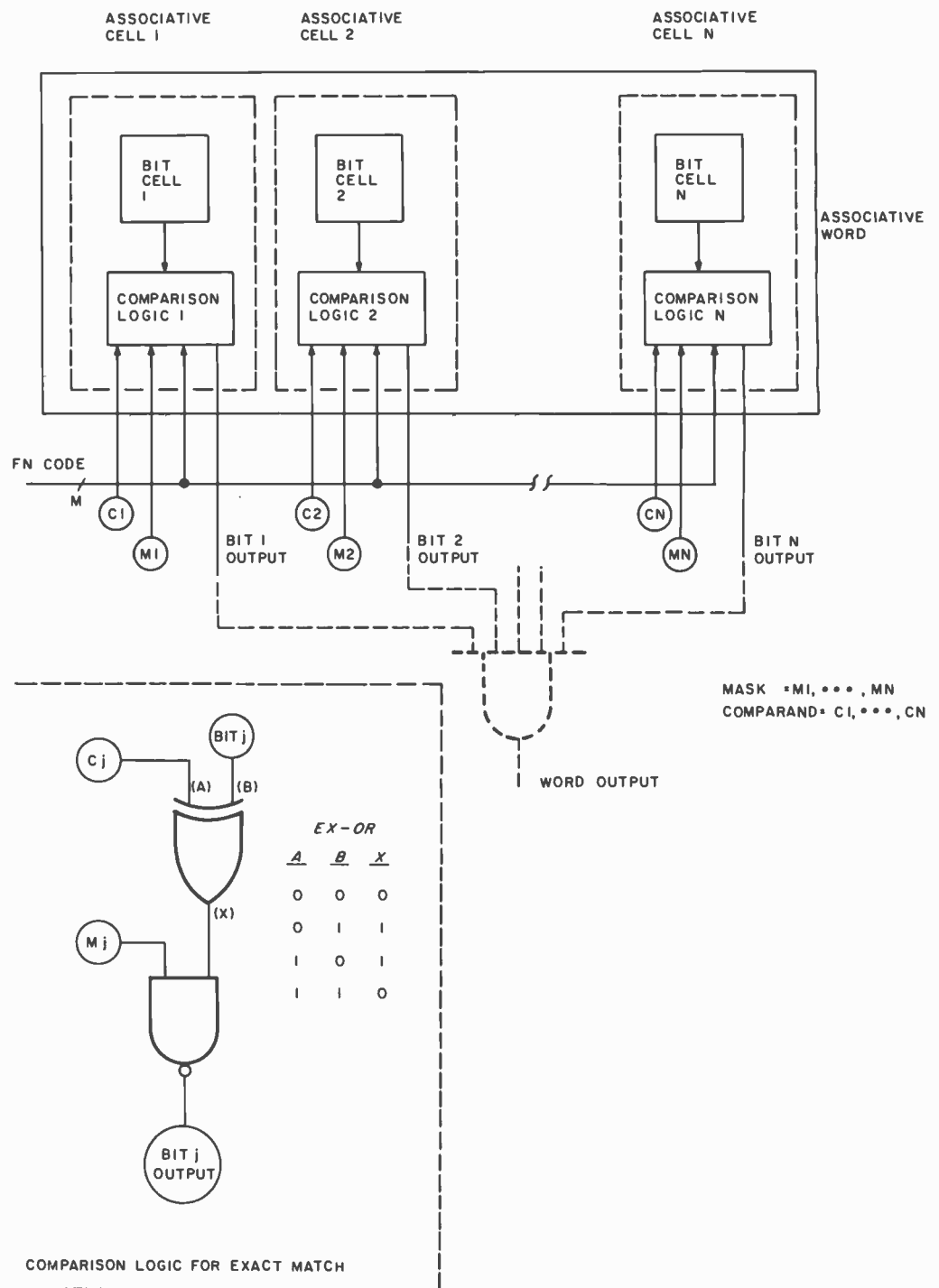
Means compatibility. The Spinterm features five optional interfaces (RS232-C, standard). In addition, Spinterm's options include Proportional Spacing — Tractor, Bottom and Pin Feed — Nylon fabric or Multi-strike film ribbon cartridges, plus too many more to mention. Outstanding!

Now instead of a printer playing catch-up, the computers gotta pitch. See it!

For complete information about Spinterm printers see your dealer or write: SPINTERM, Input Output Unlimited, 5922 Kester Avenue, Van Nuys, CA 91411, (213) 997-7791.



Circle 175 on inquiry card.



Note: The numbering of figures, photos and tables is continued from part 1 in April 1979 BYTE, page 54.

Figure 4: Word parallel associative memory. Each cell of the word contains logic to compare its contents with the respective bit of the comparand broadcast from the central processor. The type of comparison selected by the FN CODE is generally only exact match (=) for this architecture. The result of the comparison for each bit is placed on the output line, and the separate bit results are combined by external logic into the result for the entire word. For exact match, the output lines need merely be ANDed. If the outputs are open collector, this can be implemented without a gate by tying the outputs together through an appropriate pull-up resistor. An N bit mask is applied to the associative cells so comparison on only part of the word (where the mask = 1) is possible. The inset shows how the comparison logic box could be implemented for exact match. The word read and write logic is omitted for simplicity.

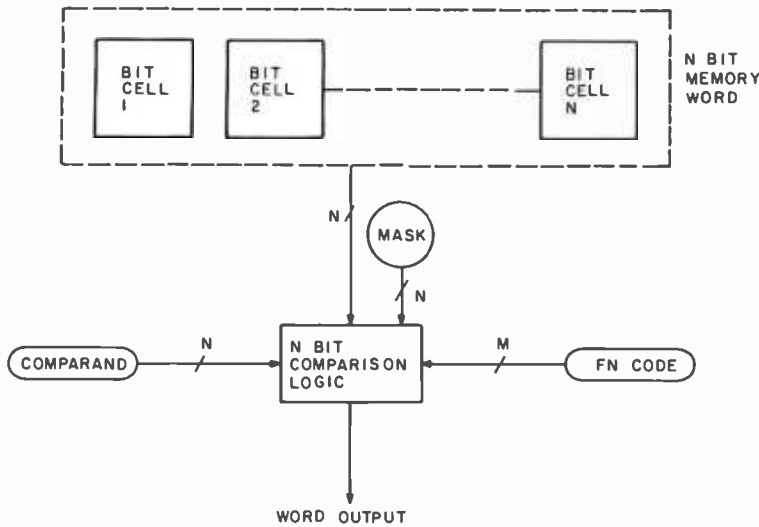


Figure 5: Word parallel associative memory with external word logic for comparisons. By placing the comparison logic external to the memory word, the need for special memory cells is removed, and the memory word may be an ordinary, available, and cheap random access type. The N bit comparison logic can be built in the form of available integrated circuit comparators. Magnitude comparisons like word > comparand (>), or word < comparand (<), etc. are now readily included with exact match in the associative function set.

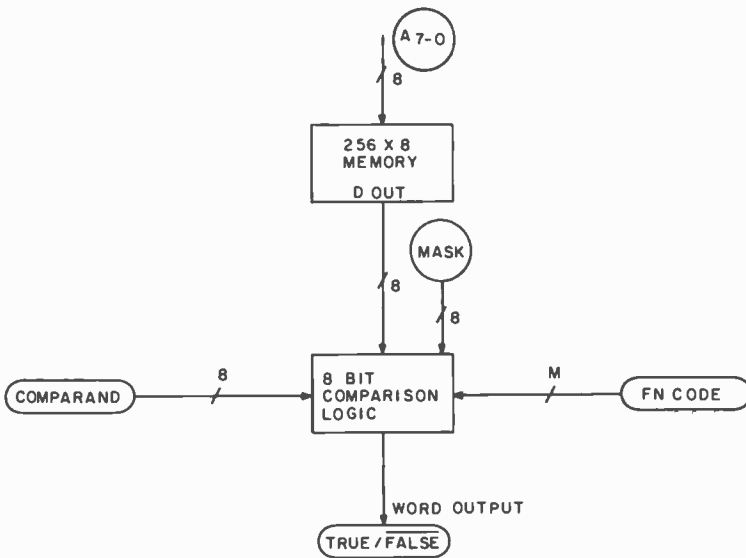



Figure 6: Block oriented comparison logic: byte serial, block parallel. A further savings in associative logic can be realized by sharing the logic over a block of memory words. By choosing the block size judiciously, it is possible to use existing programmable memory circuits. Information in the block will be considered as a unit (eg: a personnel record for one individual) and all blocks (rather than all words) in the system will be treated in parallel. For the rest of this article, the figures will illustrate conceptual architectures for a microcomputer add-in associative memory subsystem. Therefore, the word size will be eight bits. The block size is chosen as 256 words by eight bits so it can hold enough related character information. For textual information, one ASCII character will occupy one byte. Since our processor can send only one byte of comparand to the memory at a time, eight bits of low address (A<sub>7</sub> thru A<sub>0</sub>) will select the one of 256 bytes of all blocks to be compared. This offset address can be kept conveniently in an 8 bit register and incremented or changed when necessary.

# See and Copy Tape Data



## use TRcopy

### WITH YOUR LEVEL II TRS-80\*

TRcopy is a cassette tape copying system that lets you SEE what your computer is reading.

#### COPY ANY CASSETTE TAPE\*\*

With the TRcopy system you can copy any TRS-80 Level II cassette tape whether it is coded in Basic or in machine language. You can also copy data created by programs and you can copy assembler listings.

#### YOU CAN SEE THE DATA

As the tape is being loaded, you can SEE the actual data byte-for-byte from the beginning to the end of the program. Up to 320 bytes are displayed at one time. ASCII characters are displayed on the first line and hexadecimal code is displayed on the following two lines. Data is displayed exactly as it is input including memory locations and check sums.

#### IDENTIFY PROGRAMS

With TRcopy you can identify programs on cassette tapes without written documentation because you can SEE the filename. If you forget to label a tape, you can use TRcopy to display the tape contents and identify the cassette.

#### VERIFY CASSETTE TAPES

With TRcopy you can verify both the original tape and the tape copies. You can make certain that your machine reads the original tape correctly and that it makes byte-for-byte copies. TRcopy also counts as it reads giving you the exact length of the data.

#### MAKE BACKUPS FOR YOUR PROGRAMS

Now you can make backup copies of your valuable programs. Many times a cassette that you make will load better than one that is mass produced. The original can then be kept as a backup in case the copy is damaged.

#### MAKE COPIES OF YOUR SOFTWARE

If you are in the software business you can use TRcopy to make tested copies of your programs for sales distribution. TRcopy produces machine language tapes that are more efficient than those produced by the assembler itself.

#### RECOVER FAULTY DATA

With TRcopy you can experiment with the volume and level controls and you can SEE what the computer is reading--even if your computer will not read the data through normal read instructions! In this way it is possible to read and copy faulty tapes by adjusting the volume control until you SEE that the data is input properly.

#### SIMPLE - FASCINATING - FUN

TRcopy is not only a practical utility program. It is also a fascinating graphics program that lets you SEE, for the first time, cassette data as your computer is reading it. And it's as simple as 1-2-3. Just load, verify and copy. You will now be able to use cassette tapes with confidence knowing that TRcopy is there when you need it.

The TRcopy system is a machine language program with documentation explaining tape leaders, sync bytes, check sums and other formatting conventions. With the TRcopy system, you can SEE what you are doing!

TRcopy System Including  
Cassette Tape and Documentation

**39.95**  
POST PAID

Orders accompanied by money order or cashier's check mailed same day. Orders paid by other check shipped in 14 days. No COD's. Return within 10 days for a full refund if you are not satisfied.

\*TRS-80 is a trademark of the Tandy Corporation.

\*\*You cannot copy the TRcopy cassette.

ORDER FROM

**Data/Print**

DEPT. BT, BOX 903, FARGO, N.D. 58107

CLK	$\overline{PR}$	J	$\overline{K}$	Q
X	L	X	X	H
↑	H	L	H	$Q_0$
↑	H	L	L	L

Table 2: Partial function table of a J-K flip flop.

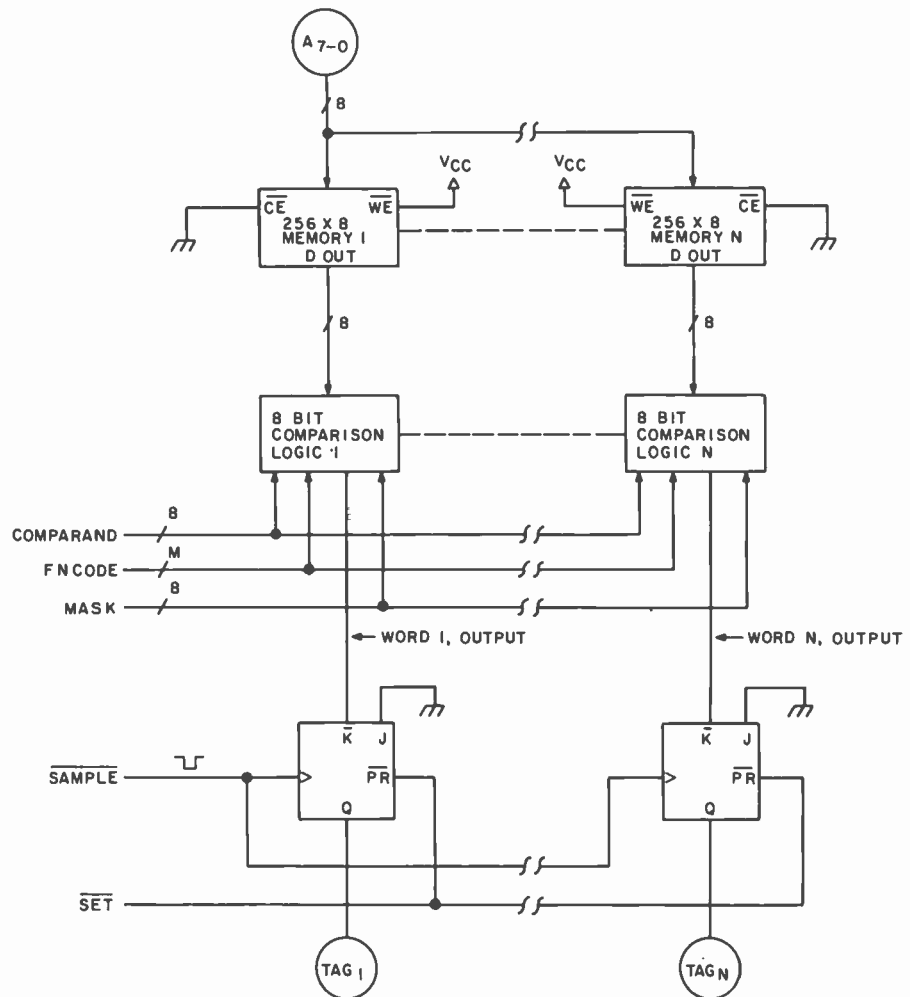



Figure 7: The parallel selection system. Suppose the first ten bytes of each block were defined to hold the lastname of each person in our personnel file. To find all people named Smith, the computer would execute a series of byte comparisons:  $[lastname] = S$ ,  $[lastname + 1] = M$ , etc. Lastname is the beginning offset ( $A_7 - A_0 = 0$ ) of that field, and  $[lastname]$  indicates the value stored there in each block.

For multibyte comparands we need a temporal AND of the byte comparison results, as opposed to the spatial AND of bit comparison results in figure 5. A J-K flip flop (whose partial function table is given in table 2) performs the conjunction. The  $\overline{SET}$  function initializes the tags of all blocks. All blocks start as responders ( $tag = 1$ ) because no selection criteria have been imposed. Subsequent restrictions cause those blocks that do not meet all specifications to turn their tags off — and they remain discarded until a new  $\overline{SET}$  command is issued.

Therefore, at the end of the comparison or selection process, that subset of blocks whose tags are still on have met all the requirements. The  $\overline{SAMPLE}$  line clocks the flip flops only during an associative compare function, and at the time when the comparison logic result becomes valid. All blocks respond to the comparison simultaneously, and as shown at this level of the design, can only read out their data for comparison purposes.



• NEW PRODUCT •  
64K bytes of fast, low power dynamic RAM.  
MEMORY BANK SELECT  
**\$895<sup>00</sup>**  
for model DMB 6400

••••••••••  
64K bytes of fast, low power dynamic RAM.  
**\$795<sup>00</sup>**  
for model DM-6400

••••••••••  
• NEW PRODUCT •  
32K bytes of faster Static RAM which  
MEMORY BANK SELECT  
**\$695<sup>00</sup>**  
for model SMB 3200

**Both our UNCommon Dynamic and our UNCommon Static RAMS have the following features and specifications:**

- They are all GUARANTEED to be compatible with the following S-100 systems:  
CROMEMCO, IMSAI, ITHACA AUDIO, MITS, NORTH STAR, PROCESSOR TECHNOLOGY, TDL, TEI, VECTOR GRAPHICS, and other S-100 systems.

**Both of Our UNCommon Dynamic RAM Series, the DMB-6400 and the DM-6400, feature:**

- 64K bytes of dynamic RAM with on board transparent refresh.
- S-100 interface compatible, with crystal controlled timing INDEPENDENT of bus or processor timing.
- No wait states with 8080 or Z-80 to 4MHz. Up to 5MHz with 1 wait state.
- Memory selectable or deselectable in 4K byte increments.
- Low power, 8 watts maximum, in 64K byte configuration.

**Our UNCommon Static RAM Series, the SMB-3200, features:**

- Memory Bank select capabilities: Either two (2) 16K byte banks of memory, or one (1) 32K byte bank per board.
- 32K bytes of low power static RAM.
- No wait states with 8080, 8085, or Z-80 processors up to 5MHz.
- Addressable in 4K byte increments at 4K boundaries. Deselectable in 4K byte increments.

**Announcing the Model DMB-6400 Series of UNCommon Dynamic RAMS. This Series incorporates the features which are standard in the DM-6400 Series and adds the following capabilities:**

- MEMORY BANK SELECT which is compatible with CROMEMCO, NORTH STAR, and other systems using output port bank select.
- 256 ports selectable (including CROMEMCO 40H and NORTH STAR COH)
- Eight (8) 64K bytes banks of memory per output port.
- Each 16K bytes of addressable memory space may be individually set to start at 0000, 4000, 8000, or C000 and can be set for any of the 8 banks on one selected output port. The bank memory size can be incremented from 16K bytes to 64K bytes in 16K increments, allowing 512K byte bank sizes.
- Total memory addressing to over 100 Megabytes by using different I/O ports for memory control.

**All of our UNCommon Dynamic and Static Series RAMS feature the following:**

- Inputs are RC filtered and buffered with 1 LS TTL load. Compatible with terminated or unterminated busses.
- Outputs are all tri-state.
- Disc compatible. DMA compatible.
- Phantom memory selectable on pin 67.
- DIP switch selectable addressing.
- Reliability — all boards fully tested and burned-in.
- FULL DOCUMENTATION — Schematics, layout, parts list, theory of operation, timing diagrams, and option selection.
- Industrial quality design, components and construction. Glass epoxy boards. Fused, double solder masks. Silk screened legends. Gold plated connector contacts. All IC's socket mounted.
- Guaranteed performance on parts and labor for one year.

- UNCommon Dynamic RAMS with MEMORY BANK SELECT.
    - DMB 6400/64K RAM — \$895<sup>00</sup>
    - DMB 4800/48K RAM — \$795<sup>00</sup>
    - DMB 3200/32K RAM — \$695<sup>00</sup>
  - UNCommon Static RAMS with MEMORY BANK SELECT.
    - SMB 3200/32K RAM — \$695<sup>00</sup>
  - UNCommon Dynamic RAMS
    - DM 6400/64K RAM — \$795<sup>00</sup>
    - DM 4800/48K RAM — \$695<sup>00</sup>
    - DM 3200/32K RAM — \$595<sup>00</sup>
- Delivery stock to 30 days.
- PRICES SUBJECT TO CHANGE WITHOUT NOTICE. ●



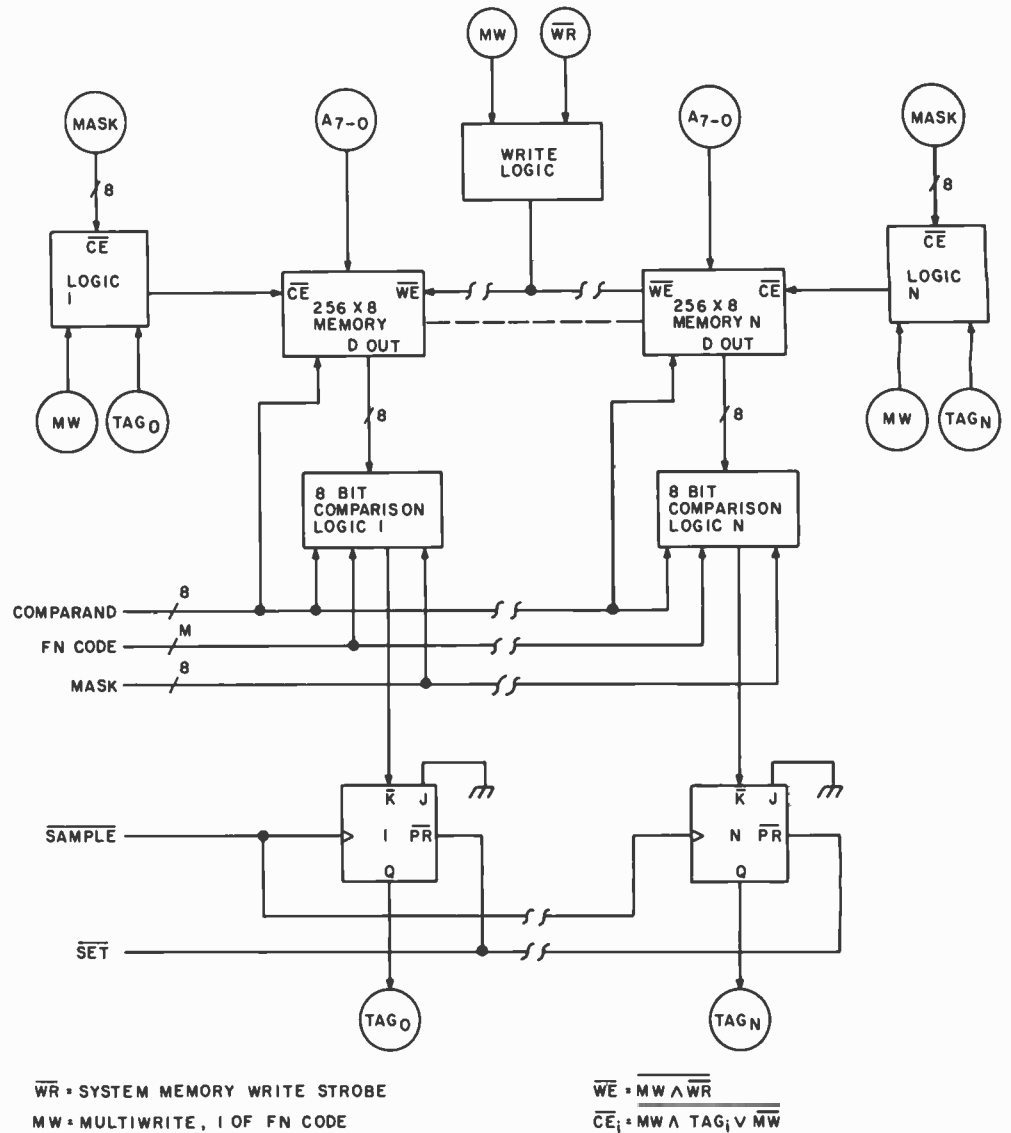
**MEASUREMENT systems & controls incorporated**

867 North Main Street  
Orange, California 92668  
Telephone: (714) 633-4460

For the above products see your local dealer or order directly.

ORDERS — BA, VISA, MASTER CHARGE, money orders, or personal checks. Please allow 14 days for checks to clear bank. California residents please add 6% sales tax to your order. All orders shipped postpaid. All orders in U.S. funds. Please add 10% on all orders outside the U.S.A. and Canada.


Figure 8: Parallel processing in place: the multiwrite function. New logic black boxes have been added to the CE (chip enable) and the WE (write enable) inputs of our memory blocks to turn them into CAPPs (content addressable parallel processors), which Foster (see bibliography, part 1) has defined as associative memories with parallel write ability. Without recourse to address, we can change the contents of any previously selected blocks, whose tags are 1. When the multiwrite responders command is executed, only the chip enables of those blocks whose tags are on are activated. The write enable is also activated during multiwrite. The value of the addressed byte in all selected blocks is changed to the contents of the comparand bus. The tags are unaffected (no SAMPLE signal is present). Without knowing the addresses of the blocks in our selected subset, we are able to change their contents in place. Notice this change can be common data (mark all engineers in our file for a \$100 bonus) or specific (show 550 parts on hand for stock item #36574).



Access Type	Address			Resulting Access Type						
	A <sub>15</sub> thru A <sub>12</sub>	A <sub>11</sub> thru A <sub>8</sub>	A <sub>7</sub> thru A <sub>0</sub>							
MEM WRITE	Hole other	FNCODE <address>	OFFSET	1 of 16 associative functions. Random access memory write.						
MEM READ	<16 bit address>			Random access memory read; any memory in hole space must be read only.						
Derivation of Associative Commands										
<table border="1" style="margin: auto;"> <thead> <tr> <th>A<sub>15</sub> thru A<sub>12</sub></th> <th>A<sub>11</sub> thru A<sub>8</sub></th> <th>A<sub>7</sub> thru A<sub>0</sub></th> </tr> </thead> <tbody> <tr> <td style="text-align: center;">HOLE</td> <td style="text-align: center;">FNCODE</td> <td style="text-align: center;">OFFSET</td> </tr> </tbody> </table>					A <sub>15</sub> thru A <sub>12</sub>	A <sub>11</sub> thru A <sub>8</sub>	A <sub>7</sub> thru A <sub>0</sub>	HOLE	FNCODE	OFFSET
A <sub>15</sub> thru A <sub>12</sub>	A <sub>11</sub> thru A <sub>8</sub>	A <sub>7</sub> thru A <sub>0</sub>								
HOLE	FNCODE	OFFSET								
(Address during an associative command.)										

Table 3: A clarification of the random access and associative operation definitions.

As your introduction to  
**The Library of  
 Computer and Information Sciences**  
 Choose either



This \$60.00 classic for  
 only \$3.95. A saving of 93%!

**ENCYCLOPEDIA OF COMPUTER SCIENCE**

*Edited by Anthony Ralston and Chester L. Meek. More than 1550 outsize pages of information on every aspect of computer science—from algebra to automata theory, from basic terminology to string-processing languages. 470 articles by 208 experts. Over 700 charts, tables, graphs, and diagrams. Counts as 3 of your 3 books.*

**OR**

**any other 3 books for only \$3.95 (values to \$59.85)**

If you will join now for a trial period and take only 3 more books — at handsome discounts — over the next 12 months.

**39890-2. COMPUTER DATA BASE ORGANIZATION, 2nd Edition.** James Martin. Over 200 diagrams. Counts as 2 of your 3 books. **\$26.50**

**42303. A DISCIPLINE OF PROGRAMMING.** Edger W. Dijkstra. Impressive new programming tools to solve problems that range from the everyday to the complex. **\$19.95**

**72690. THE PSYCHOLOGY OF COMPUTER PROGRAMMING.** Gerald M. Weinberg. The classic study of computer programming as a human activity. **\$10.95**

**42410-2. DISTRIBUTED PROCESSING AND DATA COMMUNICATIONS.** Daniel R. McGlynn. The technical and organizational components of data communications. Counts as 2 of your 3 books. **\$20.75**

**37400. CDP REVIEW MANUAL: A Data Processing Handbook, 2nd Ed.** Lord and Steiner. In-depth coverage of data processing equipment, computer programming and software, data processing management, and mathematics and statistics. Softcover. **\$19.95**

**69297. PL/1 STRUCTURED PROGRAMMING, 2nd Edition.** Joan K. Hughes. Covers the full language with detailed case studies, practice problems, coding explanations, a glossary of over 300 terms, and an extensive chart listing of all PL/1 keywords. **\$18.95**

**41785. DEBUGGING SYSTEM 360/370 PROGRAMS USING OS AND VS STORAGE DUMPS.** D. H. Rindfleisch. A superior guide to storage dump debugging. Illustrations, examples, sample dumps. **\$19.95**

**81845. SYSTEM/370 JOB CONTROL LANGUAGE.** Gary DeWard Brown. Includes descriptions of hardware devices and access methods and reference to many useful JCL features. Softcover. **\$12.50**

**42275-2. DIGITAL SYSTEMS: Hardware Organization and Design.** Hill and Peterson. A classic reference on hardware organization and system architecture. Counts as 2 of your 3 books. **\$23.95**

**54455. IMS PROGRAMMING TECHNIQUES: A Guide to Using DL/I.** Kapp and Leben. Spells out specific techniques to write application programs in an IMS DL/I data base environment. **\$17.95**

**52900-2. HIGH LEVEL COBOL PROGRAMMING.** Gerald M. Weinberg et al. Introduces "sheltered programming" concepts, stresses modular design and maintainability of code. Counts as 2 of your 3 books. **\$21.95**

**54465. I/O DESIGN: Data Management in Operating Systems.** Freeman and Perry. Covers I/O devices, channel programming, device allocation, control statements, data organization and staging, and much more. **\$18.95**

**62757. MINICOMPUTERS: Low-Cost Computer Power for Management.** Revised Edition. Donald P. Kenney. How to use minicomputers to cut data processing costs and set up more manageable information handling systems. **\$14.95**

**41645-2. DATA COMMUNICATIONS: Facilities, Networks, and Systems Design.** Dixon R. Doll. A straightforward guide that covers everything from basic terminology to design trade-offs. Counts as 2 of your 3 books. **\$25.95**

**62620. MICROCOMPUTER HANDBOOK.** Charles J. Sippl. Detailed reference to the technology and applications of microprocessors. **\$19.95**

**62651-2. MICROPROCESSORS AND MICROCOMPUTER SYSTEMS.** G. V. Rao. Highlights the latest microelectronic and microcomputer technology. Counts as 2 of your 3 books. **\$24.50**

**80150. STANDARDIZED DEVELOPMENT OF COMPUTER SOFTWARE.** Robert C. Tausworthe. How to incorporate principles and techniques of structured programming in the development of large-scale systems. **\$19.95**

**80845. STRUCTURED SYSTEMS DEVELOPMENT.** Kenneth I. Orr. The basic steps for analyzing, developing and installing systems with the emphasis on a structured "problem-solving" approach to systems building. **\$17.00**

**82560. TECHNIQUES OF PROGRAM STRUCTURE AND DESIGN.** Edward Yourdon. Over 300 illustrative problems, 90 valuable references, and four demonstration projects. **\$19.50**

**53795-2. HOW TO MANAGE STRUCTURED PROGRAMMING.** Edward Yourdon. Offers a detailed step-by-step presentation of just what programmer productivity techniques (PPT) can do for the DP manager. Counts as 2 of your 3 books. **\$21.50**

**39970. COMPUTER ARCHITECTURE.** Caxton C. Foster. Covers microprogramming, switching circuitry, memory speed increases in mainframes. **\$16.95**

(Publishers' Prices shown)

**54450. THE IBM 5100 PORTABLE COMPUTER: A Comprehensive Guide for Users and Programmers.** Harry Katzan, Jr. Includes BASIC and APL programs for payroll/inventory control applications. **\$19.95**

**56265. INTRODUCTION TO DECSYSTEM-10 ASSEMBLER LANGUAGE PROGRAMMING.** Singer. Softbound. **\$8.95**

**67175. PASCAL: An Introduction To Methodical Programming.** Findlay and Watt. Introduction to the fundamental language features of PASCAL. Softcover. **\$10.95**

**70093. PRIMER FOR SMALL SYSTEMS MANAGEMENT.** Grady M. Easley. Spells out the supervisory skills needed in the day-to-day administration of a small computer complex. **\$16.95**

**32278. ADVANCED PROGRAMMING TECHNIQUES: A Second Course in Programming Using FORTRAN.** Charles E. Hughes et al. **\$14.95**

**82730-2. TELECOMMUNICATIONS AND THE COMPUTER.** James Martin. Counts as 2 of your 3 books. **\$29.50**

**The Library of Computer and Information Sciences** 7-A1N  
 Riverside, New Jersey 08370

Please accept my application for trial membership and send me either the Encyclopedia of Computer Science or any other three books, billing me only \$3.95. I agree to purchase at least three additional Selections or Alternates during the first 12 months I am a member, under the club plan described in this ad. Savings range up to 30% and occasionally even more. My membership is cancelable any time after I buy these three books. A shipping and handling charge is added to all shipments.

- Check here if you want the Encyclopedia of Computer Science (44900-3).
- Check here if you prefer three other volumes and indicate below by number the books you want.

--	--	--

A few expensive books (noted in book descriptions) count as more than one choice.

Name \_\_\_\_\_

Address \_\_\_\_\_

City \_\_\_\_\_

State \_\_\_\_\_ Zip \_\_\_\_\_

(Offer good in Continental U.S. and Canada only. Prices slightly higher in Canada.)

**MEMBERSHIP BENEFITS** • In addition to getting either the Encyclopedia of Computer Science or any other three books for only \$3.95 when you join, you keep saving substantially on the books you buy. Also, you will immediately become eligible to participate in our Bonus Book Plan, with savings of at least 70% off publishers' prices. • At 3-4 week intervals (16 times per year) you will receive the Book Club News, describing the coming Main Selection and Alternate Selections, together with a dated reply card. In addition, up to 3 times a year, you may receive offers of special selections, always at substantial discounts. • If you want the Main Selection, or the special selection, do nothing and it will be sent to you automatically. • If you prefer another selection, or no book at all, simply indicate your choice on the card, and return it by the date specified. • You will have at least 10 days to decide. If because of late mail delivery of the News, you should receive a book you do not want, we guarantee return postage.

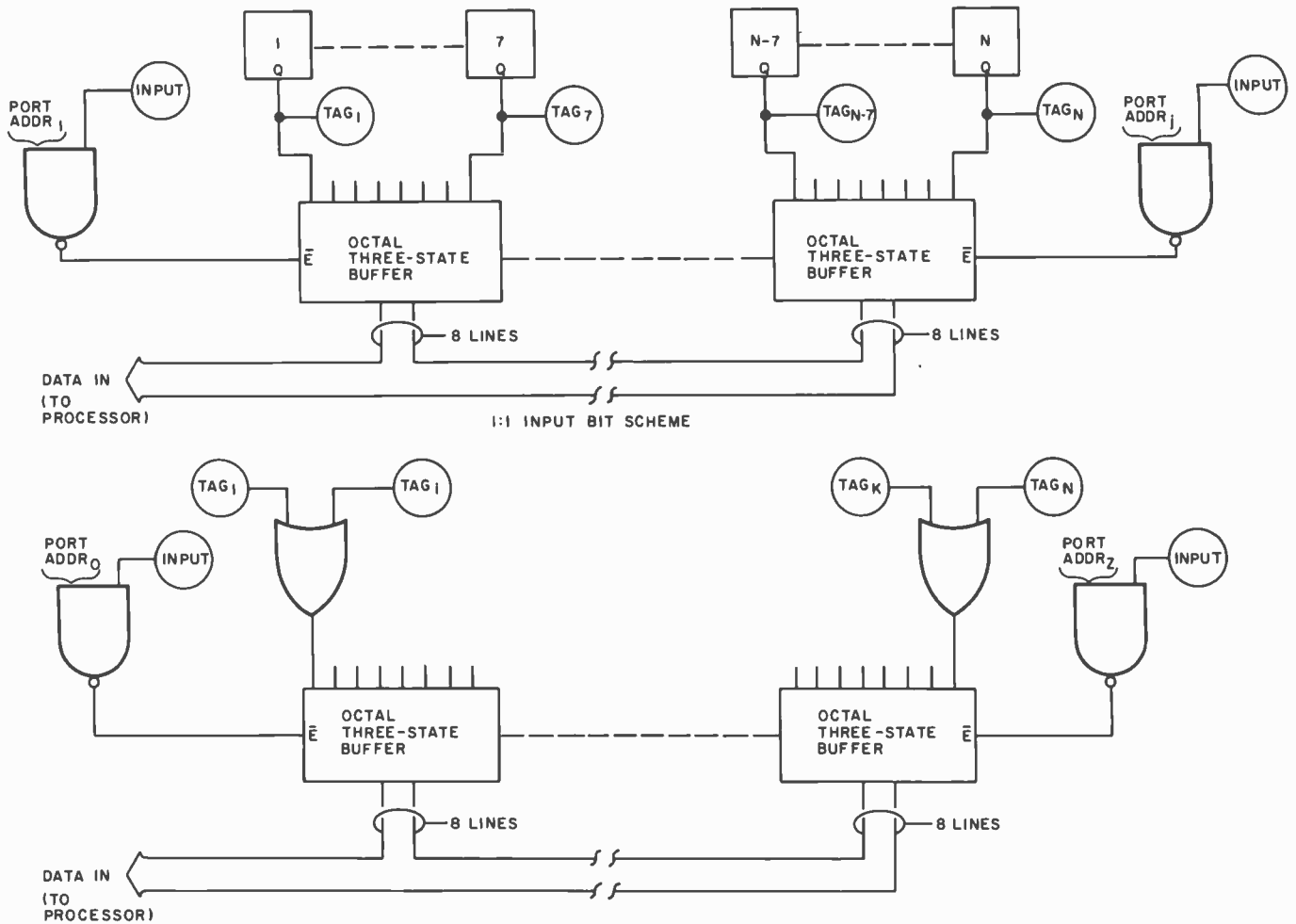


Figure 9: Nonassociative read responder techniques. In part 1 an associative technique was described to read the contents of responders (without addresses) when there were more than one. It consists of a daisy chain connecting all the tags in the memory into a priority list. During an associative read, only the highest priority responder (the first responder) could place its contents on the bus to the processor. A companion function, next, to turn off the first responder, and the query function to determine if there are any more responders, completed the description of necessary hardware. Implementing these priority chains would require at least three more different logic gates per memory word and, although fast (and address free), the design becomes rather bulky.

When a random access address structure is placed on the memory words (as it usually is to facilitate loading and unloading of the memory), a nonassociative technique for reading responders is available. The responders may be read serially by taking advantage of their address structure. The tags of all blocks from least to highest in address may be sent in batches to the central processor through input ports. The processor can then scan the tags in sequence for the next (or first) responder, and quickly derive the responding block's address in preparation for a random access read. The tag input ports could also be arranged hierarchically, to speed search in cases where there are likely to be few responding words. Alternatively, all responders could first multiwrite a 1 into a reserved flag bit in their memory block. Groups of tags could be ORed and the results for many groups sent to the processor through input ports. Finding a 1 in any bit of the input word tells the processor the group of blocks to search. A random access, serial scan of the flag bit for each block in that group determines exactly which one (or more) responded. A random access read then fetches the information desired. The query function, here, simply entails reading and testing the input words.



# The COMPUTER FACTORY

TO ORDER CALL TOLL FREE 800-223-7318



## COMMODORE "PET" USED


only \$795 \$549

- 14K ROM Operating system
- 8K RAM Memory
- 9" Video Monitor
- Built In Keyboard
- Digitally controlled tape

Today's best value in personal computers, along with the latest in peripherals, are always in stock at the COMPUTER FACTORY.

## NEW! PET BUSINESS SYSTEM

The PET is now a truly sophisticated Business System with the Floppy Disk and Printer which makes an ideal cost efficient business system for most professional and specialized fields: medicine, law, research, engineering, education, etc.



PET 2001 - 16K \$995  
32K \$1195

- 16 or 32K Bytes Dynamic RAM
- 14K ROM Operating System
- 9" CRT
- Upper/Lower Case and Graphics
- Full Sized Business Keyboard
- Full Screen Editing
- Operating system will support multiple Languages (BASIC resident)
- Machine Language Monitor
- 8K ROM Expansion Sockets



\$549  
PET 8 1/2

## ELECTROSTATIC PRINTER 2021

- 80 column dot matrix
- Full PET graphics
- 8 1/2 Inch paper!



PET PRINTERS  
2023 \$849  
2022 \$995  
(Includes Tractors)

- Bottom and Rear Tractor Feed
- 8 1/2" Paper Width
- 6504 Microprocessor Controlled
- 112 cps Bi-directional
- 4K ROM • 1/2 K RAM
- Upper/Lower Case and Graphics
- 7 x 6 Dot Matrix



PET MUSIC BOX  
Add music and sound effects to your programs. Compose, play, and hear music on your pet. Completely self-contained (no wiring). Free 3 programs including Star Wars theme, sound effects, etc. \$39.



DUAL DRIVE FLOPPY DISK 2040 \$1095

- 360 K Bytes Storage
- High Speed Data Transfer
- Plugs into IEEE Port
- 6504 Microprocessor
- 8K ROM Operating System
- 8K ROM Encoding and Decoding
- 4K RAM
- Uses Single or Dual sided Diskettes

SINGLE DRIVE FLOPPY UNIT 2041 \$595

- Intelligent mini floppy
- 171.5K net user storage

## PERIPHERALS FOR PET

- 24K Memory Expansion ... \$499
- 16K Memory Expansion ... 399
- PET to RS232 Serial ... 169
- 2 Way Serial Communication 249
- Modern Board for PET ... 375
- PET to S100 (4-slot) ... 160
- Second Cassette Drive ... 95
- Parallel Printer Interface ... 199

Word Processing For PET.  
With this program in hand, you can create text and add, delete, center, recall lines and move text around on page or between pages. Use either PET or terminal keyboard. \$45.00

FREE \$35 of Software with purchase of any computer on this page

## NEW! BILLINGS MICROSYSTEM EXPANDABLE TO 2 MEGABYTES



- features:
- 12" CRT
  - 64K RAM
  - Z-80
  - Dual mini floppy
  - 320K Storage
  - Graphics
  - 94 Keys
  - 2 RS-232 ports
  - 1 parallel port

only \$3645

BUSINESS SOFTWARE AVAILABLE!

## Compucolor II

COMPUCOLOR II Disk-Based Model 3  
Advanced hardware and software technology gives you:

- 13" Color Display
- Advanced Color Graphics
- 51K Disk Built-In
- 16K ROM Operating System
- 8K RAM User Memory
- 4K RAM Refresh
- 8080A Microcomputer
- RS-232 I/O

Every unit comes with an extended DISK-BASIC that has full file management capability resident in the COMPUCOLOR II in 16K of ROM. Color is fantastic, but COMPUCOLOR II has the power to handle complex tasks and small business applications. An impressive software library supplements your own creativity.



\$1495 Complete!  
16K Model add \$200  
32K Model add \$500

## SALE!

Come In Or Call For Special Low Prices  
WE'RE MOVING TO LARGER QUARTERS AND MUST SELL EVERYTHING IN OUR INVENTORY

## BUSINESS COMPUTER IMSA!

The low cost solution for all small business problems. A wide variety of software is available for all your needs. PCS series include dual floppies, 32K RAM, I/O, DOS, BASIC

- PCS-42 (400KB) \$2995
- PCS-44 (780KB) \$3695

VDP-42 series adds video terminal, keyboard and VIO to above.

- VDP-42 \$4795
- VDP-44 \$4495
- VDP-80 \$6995



## SORCERER

SPECIAL 12" Video Monitor for SORCERER (\$299 value) ONLY

\$125 with 8K unit  
95 with 16K unit  
65 with 32K unit

- by EKIDY
- Z 80 Processor
  - Keyboard and Numeric Pad
  - 8K RAM (up to 32K)
  - Serial and Parallel I/O
  - Dual Cassette I/O
  - 30 x 64 Display
  - S 100 Compatible
  - 64 User Defined Characters
  - 240 x 512 Resolution Graphics
- Modular design allows use of both cassettes for programs and ROM PAC cartridges for future language introductions like: APL, COBOL, PLOT, FORTRAN, etc. Add monitor and tape or disk for complete computer system.

\$895

The Computer of the Future is here Now!  
PASCAL MICROENGINE™



\$2995

Western Digital's new 16-bit Pascal Computer System

- 64K bytes (32K words) of RAM
- 2 RS-232 ports
- 2 8-bit parallel ports
- Floppy disk controller
- Floating point hardware
- Memory Mapped I/O
- Enclosed power supply

RADIO SHACK • PET • SORCERER • APPLE • COMPUCOLOR • ETC.  
PRINTERS • PRINTERS • PRINTERS

The COMPUTER FACTORY'S extensive inventory and wide selection of computer CENTRONICS 779 ... \$1045  
printers assures you of finding the printer AXIOM (Parallel) ... 395  
AXIOM (Serial) ... 495  
best suited for your needs and EXPANDOR (Tractors) 425  
specifications. The following printers work INTEGRAL DATA ... 795  
well with all known personal computers. QUME or DIABLO ... 3400

APPLE II from \$970



Open Mon.-Fri. 10-6  
Sat. 10-4



Min Credit Card Order \$75



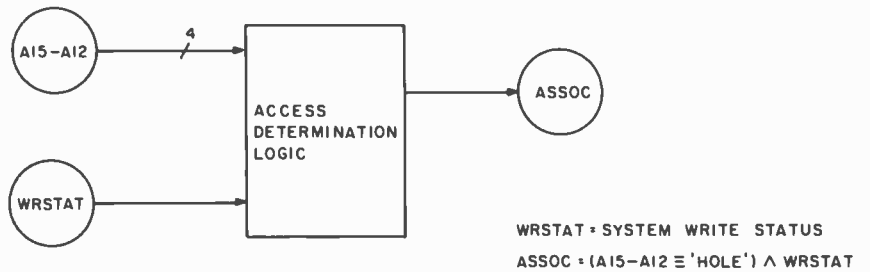
N.Y. residents add 8% sales tax • Same day shipment on prepaid and credit card orders • Add \$5 shipping for computers, \$3 for boards, \$.25 each cassette tape.



SPECIAL SALE Buy any computer and take 10% off price of printer of your choice

TO ORDER CALL TOLL FREE 800-223-7318

The COMPUTER FACTORY 485 Lexington Avenue 750 Third Avenue New York, N.Y. 10017  
(212) 687-5001 (212) PET-2001 Foreign order desk - Telex 640055



DETERMINATION OF ASSOCIATIVE ACCESS REQUEST

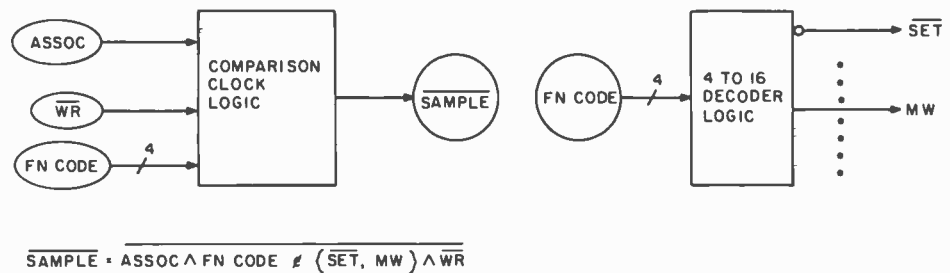
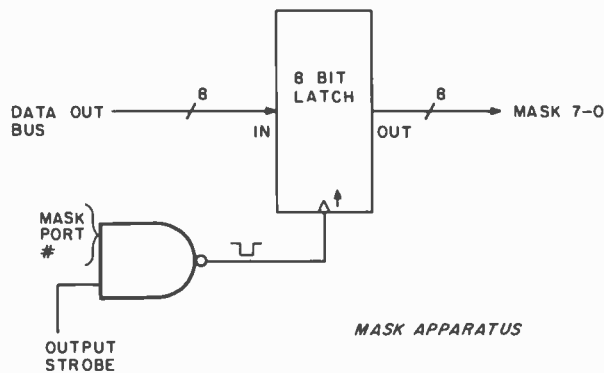


Figure 10: Accessing the add-in associative memory. Only eight address bits ( $A_7$  thru  $A_0$ ) are used for associative memory accesses. Therefore, eight bits ( $A_{15}$  thru  $A_8$ ) are left to specify whether a memory access represents an associative access, and, if so, which function is involved. Let  $A_{11}$  thru  $A_8$  be the FNCODE (one of 16 functions) during an associative instruction. Comparison and multiwrite instructions need data supplied by the central processor. For these operations, the processor must execute a memory write. If the nonassociative (random access) technique for reading responders is used, all associative functions may be initiated by a processor memory write cycle. To distinguish between random access and associative operations, a 4 K byte "hole" is defined at some arbitrary 4 K boundary of address space. In general, a memory write to the hole indicates an associative function specified by  $A_{11}$  thru  $A_8$ . A read of any byte in the hole is considered normal random access (although memory, if present, must be read only). Table 3 clarifies the definition of random access and associative operations. Figure 10 also illustrates the derivation of the mask and other signals used in previous diagrams. The mask, for example, can be implemented by a simple 8 bit output port. ■

WE SURE DO ALICE. BESIDES OUR OWN EXTENSIVE LINE, WE CARRY SOFTWARE FROM PERSONAL SOFTWARE, SMALL SYSTEM SOFTWARE, SO-US, CREATIVE COMPUTING, MICROSOFT TRS-80 SOFTWARE EXCHANGE SOFTWARE, CIRCLE ENTERPRISES AND MANY OTHER SOFTWARE PUBLISHERS.



# MAD HATTER SOFTWARE

PROGRAM	DESCRIPTION	TRS-80 L1/2 L2	PET PRICE
GALACTIC BLOCKADE RUNNER	• AN EXCITING SPACE WAR GAME WITH GRAPHICS	•••	\$ 9.95
SCI-FI GAME SAMPLER	• 3 GAMES—LUNAR LANDER—STAR MONSTER—SPACE BATTLE	•••	\$ 7.95
R/T LUNAR LANDER	• A REAL TIME LUNAR LANDER WITH GRAPHICS	•••	\$ 7.95
MICRO-TEXT EDITOR	• FORMAT TEXT—SAVE & LOAD TO TAPE—OUTPUT TO PRINTER	•••	\$ 9.95
OTHELLO III	• A STRATEGY BOARD GAME—PLAY AGAINST COMPUTER OR OTHERS	•••	\$ 7.95
AIR RAID	• A REAL TIME, ARCADE TYPE SHOOTING GAME IN MACH. LANG.	•••	\$ 14.95
MICRO-CHESS	• PLAY CHESS WITH YOUR COMPUTER—VARIOUS LEVELS OF DIFF.	•••	\$ 19.95
BRIDGE CHALLENGER	• DON'T WAIT FOR OTHERS TO PLAY—YOUR COMPUTER'S READY	•••	\$ 14.95
APPLE 21	• BLACKJACK WITH HIRES GRAPHICS	•••	\$ 9.95
STAR WARS/SPACE MAZE	• SCI-FI GAMES FOR THE APPLE	•••	\$ 12.95
RENUMBER	• RENUMBER YOUR BASIC PROGRAMS—RENUMBERS EVERYTHING	•••	\$ 14.95
DISK RENUMBER	• SAME AS ABOVE, BUT ON DISK	•••	\$ 19.95
PILOT 2.0	• THE EDUCATIONAL LANGUAGE. IN MACH. LANG.—INC. EDITOR	•••	\$ 14.95
PILOT 3.0	• THE DISK VERSION OF THE ABOVE	•••	\$ 24.95
APPLE TALKER	• YOUR APPLE SPEAKS! NO NEW HARDWARE REQUIRED	•••	\$ 15.95
APPLE LIS'NER	• SPEECH RECOGNITION THE EASY WAY—GREAT WITH THE TALKER	•••	\$ 19.95
TIC-TAC-TALKER	• TIC-TAC-TOE USING SPEECH SYNTHESIS AND RECOGNITION	•••	\$ 19.95
FORTRAN	• FOR THE TRS-80—SEE MICROSOFT'S ADS	•••	\$325.00
SYSCOP	• MAKE BACKUP TRS-80 SYSTEM TAPES THE EASY WAY	•••	\$ 9.95
ANDROID NIM-2	• GAME OF NIM WITH ANIMATED ROBOTS AND SOUND	•••	\$ 14.95
SNAKE EGG	• A BETTING GAME WITH ANIMATED SNAKES AND SOUND	•••	\$ 14.95
LIFE 2	• 100 GEN. PER MIN. LIFE & BATTLE OF LIFE W/ANIMATION & SOUND	•••	\$ 14.95
DCV-1	• PUT SYSTEM TAPES ON DISK EVEN IF IN SAME MEM AS DOS	•••	\$ 9.95
MUSIC MASTER	• ENTER SHEET MUSIC—THE TRS-80 THEN COMPILES & PLAYS IT	•••	\$ 14.95
DISK MUSIC MASTER	• SAME AS ABOVE BUT ON DISK W/MANY SELECTIONS	•••	\$ 24.95
TRS-80 CP/M	• OPENS UP THE WHOLE WORLD OF CP/M SOFTWARE TO THE TRS-80	•••	\$150.00
PET ASTROLOGY	• DOES ALL THE COMPUTATIONS FOR YOU	•••	\$ 14.95
PERSONAL FINANCE PKG.	• KEEPS TRACK OF CHECKS, BUDGET, COMPUTES INTEREST	•••	\$ 9.95
TRS-80 DISK LIB. "A"	• 9 PROGRAMS ON DISK—INC. BLOC. RON, OTHELLO ETC.	•••	\$ 39.95
BUSINESS AND APPLICATION SOFTWARE—CALL OR WRITE FOR DETAILS			
16K MEMORY UPGRADE FOR TRS-80, APPLE & SORCERER COMPUTERS			\$ 94.95
C-10 HIGH QUALITY DATA CASSETTES W/SCREW HOUSINGS			10/\$ 34.95
VERBATUM 5-1/2 INCH BLANK DISKETTES			10/\$ 10.00

10% OFF IF YOU ORDER 3 SOFTWARE PACKAGES OR MORE

SEND FOR FREE CATALOG—GIVE TYPE OF COMPUTER

### AVAILABLE FROM THESE FINE MICRO COMPUTER DEALERS

J&J ELECTRONICS LTD  
28 COLLINGTON AVE.  
BEXHILL-ON-SEA, E. SUSSEX, ENG.

HOBBY WORLD ELECTRONICS  
1933 BUSINESS CENTER DR. #6  
NORTHBRIDGE CA 91324

CAPITOL COMPUTER SYSTEMS  
3396 EL CAMINO AVE.  
SACRAMENTO CA 95821

COMPUTER CABLEVISION, INC.  
2617 42ND ST. NW #2  
WASHINGTON DC 20007

COMPUTER VILLAGE  
931 SW 87TH AVE.  
MIAMI FL 33174

AUGUST AUTOMATION  
28 MILK ST.  
WESTBORO MA 01581

TRS-80 SOFTWARE EXCHANGE  
17 BRIARCLIFF DR.  
MILFORD NH 03055

KENNEDY SYSTEMS  
74 BROAD ST.  
LYNDONVILLE VT 05851

L. C. SALES  
100 HINCHAY AVE. #705  
OTTAWA, ONT., CAN. K1Y4L9

THE CPU SHOP  
39 PLEASANT ST.  
CHARLESTOWN MA 02129

OP AMP TECH BOOKS  
1033 N. SYCAMORE AVE.  
LOS ANGELES CA 90008




ADVANCED COMPUTER PRODUCTS  
31108 E. EDINGER  
SANTA ANA CA 92705



TO ORDER BY PHONE OR FOR DEALER INFO—CALL—(617) 682-8131  
ADD 75c SHIPPING & HANDLING • MASS. RESIDENTS ADD 5% SALES TAX  
MAD HATTER SOFTWARE • 900 b SALEM RD • DRACUT, MA 01826






# PET / TRS-80 / APPLE: Personal Software brings you the finest!



**NEW! THE ELECTRIC PAINTBRUSH** by Ken Anderson for 4K Level I and II TRS-80s: Create the most dazzling graphics displays you have ever seen with a minimum of effort. *The Electric Paintbrush* is actually a simple 'language' in which you can write 'programs' directing your paintbrush around the screen—drawing lines, turning corners, changing white to black, etc. Once defined, these programs may be called by other programs or repetitively executed, each time varying the parameters of brush movement.

The machine language interpreter executes your programs almost instantaneously, allowing you to create real-time, animated graphics displays. The screen photos above are actually 'snapshots' of the action of a single one-line program over about thirty seconds. Mesmerize your friends with visual effects they've never seen on a TV screen! There's no limit to the variety of exciting and artistic graphics displays you can create with *The Electric Paintbrush*. And it's available now for only ..... \$14.95



**MICROCHESS** is the culmination of two years of chessplaying program development by Peter Jennings, author of the famous 1K byte chess program for the KIM-1. MICROCHESS 2.0 for 8K PETs and 16K APPLES, in 6502 machine language, offers 8 levels of play to suit everyone from the beginner learning chess to the serious player. It examines positions as many as 6 moves ahead, and includes a chess clock for tournament play. MICROCHESS 1.5 for

4K TRS-80s, in Z-80 machine language, offers 3 levels of play (both Level I and Level II versions are included and can be loaded on any TRS-80 without TBUG). MICROCHESS checks every move for legality and displays the current position on a graphic chessboard. You can play White or Black, set up and play from special board positions, or even watch the computer play against itself! Available now at a special introductory price of only ..... \$19.95

**BRIDGE CHALLENGER** by George Dulsman for 8K PETs, Level II 16K TRS-80s, and 16K APPLES: You and the dummy play 4 person Contract Bridge against the computer. The program will deal hands at random or according to your criterion for high card points. You can review tricks, swap sides or replay hands when the cards are known. No longer do you need 4 people to play! ..... \$14.95

**TIME TREK** by Brad Templeton with sound effects for 8K PETs is Personal Software's answer to the proliferation of Star Trek games. This is a real time action battle game which requires fast thinking as well as sharp wits. There are no 'turns' in *Time Trek*: your scanners and ship's status report are constantly updated on the screen, and you can enter commands as fast as you can press the keys. You use your shields, phasers and photon torpedoes against enemy Klingons in a game where you can move, steer and fire at the same time. Star Trek aficionado or not, you'll appreciate the excitement and excellence of this real time game. .... \$14.95

**WHERE TO GET IT:** Look for the *Personal Software*™ display rack at your local computer store. Over 275 dealers now carry the *Personal Software*™ line—more than any other brand. If your local dealer doesn't already carry *Personal Software*™ products, ask him to call us at (617) 782-5932. Or you can order direct from us by check, money order or VISA/Master Charge. If you have questions, please call us first at (617) 783-0694. If you know what you want and have your VISA/MC card ready, you can use any telephone to

**DIAL TOLL FREE**  
**1-800-325-6400**

24 hrs In Missouri dial 1-800-342-6600 7 days  
 Or you can mail your order to the address below. To add your name to our mailing list for free literature and announcements of new products, use the reader service card at the back of this magazine.

**Personal Software™**

P.O. Box 136-B4, Cambridge, MA 02138



# Look for Personal Software™ products at the dealer nearest you!

**ALABAMA**  
 BYTE SHOP  
 Huntsville, AL 35805  
**COMPUTERLAND**  
 Huntsville, AL 35805  
**CPU, INC**  
 Montgomery, AL 36104  
**THE LOGIC STORE**  
 Opelika, AL 36801  
**ALASKA**  
**ALPHA ELECTRONICS**  
 Anchorage, AK 99503  
**ARIZONA**  
**MILLET'S TV & RADIO**  
 Mesa, AZ 85204  
**PERSONAL COMPUTER PLACE**  
 Mesa, AZ 85202  
**COMPUTERLAND OF PHOENIX**  
 Phoenix, AZ 85016  
**COMPUTER SHOWROOM**  
 Tucson, AZ 85710  
**ARKANSAS**  
**COMPUTERLAND**  
 Little Rock, AR 72212  
**DATACOPE**  
 Little Rock, AR 72204  
**CALIFORNIA**  
**JAY-KERN ELECTRONICS**  
 Bakersfield, CA 93305  
**BYTE SHOP**  
 Burbank, CA 91506  
**BYTE SHOP OF SACRAMENTO**  
 Citrus Heights, CA 95610  
**COAST COMPUTER CENTER**  
 Costa Mesa, CA 92627  
**CAPITOL COMPUTER SYSTEMS**  
 Davis, CA 95616  
**COMPUTERLAND SAN DIEGO EAST**  
 El Cajon, CA 92020  
**COMPUTERLAND OF EL CERRITO**  
 El Cerrito, CA 94530  
**BUSINESS ENHANCEMENT**  
**COMPUSEVICE**  
 Escondido, CA 92027  
**CHANNEL DATA SYSTEMS**  
 Goleta, CA 93017  
**RAINBOW COMPUTING**  
 Granada Hills, CA 91344  
**JADE COMPUTER PRODUCTS**  
 Hawthorne, CA 90250  
**BYTE SHOP OF HAYWARD**  
 Hayward, CA 94541  
**COMPUTERLAND OF HAYWARD**  
 Hayward, CA 94541  
**COMPUTERLAND OF WEST L.A.**  
 Inglewood, CA 90302  
**COMPUTER COMPONENTS**  
**OF SOUTH BAY**  
 Lawndale, CA 90260  
**COMPUTERLAND OF SOUTH BAY**  
 Lawndale, CA 90260  
**A-VIDO ELECTRONICS**  
 Long Beach, CA 90815  
**COMPUTERLAND**  
 Los Altos, CA 94022  
**BYTE SHOP**  
 Mountain View, CA 94040  
**HOBBY WORLD ELECTRONICS**  
 Northridge, CA 91324  
**COMPUTERS-MADE-EASY**  
 Palmdale, CA 93550  
**BYTE SHOP OF PLACENTIA**  
 Placentia, CA 92670  
**COMPUTER CENTER**  
 Riverside, CA 92503  
**CAPITOL COMPUTER SYSTEMS**  
 Sacramento, CA 95821  
**COMPUTERLAND**  
 San Bernardino, CA 92404  
**COMPUTERLAND OF SAN DIEGO**  
 San Diego, CA 92111  
**COMPUTER MERCHANT**  
 San Diego, CA 92115  
**COMPUTERLAND OF**  
**SAN FRANCISCO**  
 San Francisco, CA 94105  
**VIDEO GAMES & COMPUTERS**  
 San Francisco, CA 94118  
**COMPUTERLAND OF SAN JOSE**  
 San Jose, CA 95129  
**COMPUTERLAND (Central)**  
 San Leandro, CA 94577  
**BYTE SHOP**  
 San Louis Obispo, CA 93401  
**MARIN COMPUTER CENTER**  
 San Rafael, CA 94903  
**ADVANCED COMPUTER PRODUCTS**  
 Santa Ana, CA 92705  
**BYTE SHOP**  
 Santa Clara, CA 95051  
**COMPUTER FORUM**  
 Santa Fe Springs, CA 90670  
**THE COMPUTER STORE**  
 Santa Monica, CA 90401  
**SANTA ROSA COMPUTER CENTER**  
 Santa Rosa, CA 95404  
**BYTE SHOP**  
 Susan, CA 94585  
**COMPUTERS PLUS**  
 Sunnyvale, CA 94087  
**BYTE SHOP OF TARZANA**  
 Tarzana, CA 91356  
**COMPUTERLAND OF**  
**THOUSAND OAKS**  
 Thousand Oaks, CA 91360

**SMALL SYSTEM SOFTWARE**  
 Thousand Oaks, CA 91360  
**COMPUTER COMPONENTS**  
 Van Nuys, CA 91411  
**COMPUTERLAND**  
 Walnut Creek, CA 94598  
**BYTE SHOP**  
 Westminster, CA 92683  
**COMPUTER COMPONENTS OF**  
**ORANGE COUNTY**  
 Westminster, CA 92683  
**COLORADO**  
**BYTE SHOP**  
 Boulder, CO 80301  
**COMPUTERLAND**  
 Colorado Springs, CO 80917  
**AMTEC**  
 Denver, CO 80216  
**COMPUTERLAND**  
 Denver, CO 80222  
**BYTE SHOP**  
 Englewood, CO 80110  
**MICRO WORLD ELECTRONIX**  
 Lakewood, CO 80226  
**CONNECTICUT**  
**COMPUTERLAND OF FAIRFIELD**  
 Fairfield, CT 06430  
**JRV COMPUTER STORE**  
 Hamden, CT 06518  
**THE COMPUTER STORE**  
 Hartford, CT 06103  
**THE COMPUTER STORE**  
 Windsor Locks, CT 06096  
**WASHINGTON D.C.**  
**COMPUTER CABLEVISION**  
 Washington, D.C. 20007  
**FLORIDA**  
**COMPUTERLAND**  
 Boca Raton, FL 33432  
**THE COMPUTER STORE**  
 Bradenton, FL 33505  
**THE COMPUTER STORE**  
 Clearwater, FL 33516  
**UCATAN**  
 Destin, FL 32541  
**BYTE SHOP**  
 Fort Lauderdale, FL 33334  
**COMPUTERLAND**  
 Fort Lauderdale, FL 33308  
**COMPUTERS FOR YOU**  
 Fort Lauderdale, FL 33312  
**DATA MOVERS**  
 Fort Meyers, FL 33901  
**FOCUS SCIENTIFIC ENTERPRISES**  
 Miami, FL 33132  
**GRICE ELECTRONICS**  
 Pensacola, FL 32589  
**COMPUTER AGE**  
 Pompano Beach, FL 33062  
**PAPERBACK BOOKSMITH**  
 Sarasota, FL 33581  
**AMF ELECTRONICS**  
 Tampa, FL 33612  
**MICRO COMPUTER SYSTEMS**  
 Tampa, FL 33609  
**COMPUTER CENTER OF**  
**PALM BEACHES**  
 West Palm Beach, FL 33409  
**GEORGIA**  
**ADVANCE COMPUTER TECHNOLOGIES**  
 Atlanta, GA 30328  
**COMPUSHOP**  
 Atlanta, GA 30342  
**DATAMART**  
 Atlanta, GA 30305  
**THE LOGIC STORE**  
 Columbus, GA 31906  
**COMPUTERLAND OF ATLANTA**  
 Smyrna, GA 30080  
**HAWAII**  
**COMPUTERLAND**  
 Honolulu, HI 96813  
**MICROCOMPUTER SYSTEMS**  
 Honolulu, HI 96813  
**RADIO SHACK (Dealer)**  
 Lihue, HI 96766  
**IDAHO**  
**NORTHWEST COMPUTER CENTER**  
 Boise, ID 83704  
**ILLINOIS**  
**COMPUTERLAND OF**  
**ARLINGTON HEIGHTS**  
 Arlington Heights, IL 03904  
**FARNSWORTH COMPUTER CENTER**  
 Aurora, IL 60505  
**KAPPEL'S COMPUTER STORE**  
 Belleville, IL 62220  
**DOW-COM**  
 Carbondale, IL 62901  
**BYTE SHOP**  
 Champaign, IL 61820  
**THE ELEKTRIK KEYBOARD**  
 Chicago, IL 60614  
**EMMANUEL B. GARCIA JR.**  
**AND ASSOCIATES**  
 Chicago, IL 60613  
**PERSONAL COMPUTER**  
 Chicago, IL 61820  
**COMPUTERLAND**  
 Downers Grove, IL 60515  
**COMPUTER STATION**  
 Granite City, IL 62040  
**ORCUTT BUSINESS MACHINES**  
 La Salle, IL 61301

**ILLINI MICROCOMPUTERS**  
 Naperville, IL 60540  
**COMPUTERLAND OF NILES**  
 Niles, IL 60648  
**COMPUTERLAND**  
 Oak Lawn, IL 60453  
**COMPUTERLAND OF PEORIA**  
 Peoria, IL 61614  
**WALLACE ELECTRONICS**  
 Peoria, IL 61614  
**DATA DOMAIN**  
 Schaumburg, IL 60195  
**INDIANA**  
**DATA DOMAIN OF FORT WAYNE**  
 Fort Wayne, IN 46805  
**HOME COMPUTER CENTER**  
 Indianapolis, IN 46220  
**PUBLIC COMPUTING**  
 Lafayette, IN 47904  
**IOWA**  
**SYNCHRONIZED SYSTEMS**  
 Des Moines, IA 50310  
**THE COMPUTER CENTER**  
 Waterloo, IA 50701  
**KANSAS**  
**THE COMPUTER ROOM**  
 Overland Park, KS 66212  
**PERSONAL COMPUTER CENTER**  
 Overland Park, KS 66206  
**COMPUTER SYSTEMS DESIGN**  
 Wichita, KS 67214  
**LOUISIANA**  
**COMPUTER SHOPPE**  
 Metairie, LA 70002  
**MARYLAND**  
**COMPUTERLAND**  
 Rockville, MD 20855  
**COMPUTER WORKSHOP**  
 Rockville, MD 20852  
**COMPUTERS ETC.**  
 Towson, MD 21204  
**COMPUTERS UNLIMITED**  
 Towson, MD 21204  
**MASSACHUSETTS**  
**THE COMPUTER STORE**  
 Burlington, MA 01803  
**THE COMPUTER STORE**  
 Cambridge, MA 02139  
**CPU SHOP**  
 Charlestown, MA 02129  
**MAD HATTER SOFTWARE**  
 Dracut, MA 01826  
**NEW ENGLAND ELECTRONICS**  
 Needham, MA 02194  
**NEW ENGLAND ELECTRONICS**  
 Springfield, MA 01103  
**MICHIGAN**  
**NEWMAN COMPUTER EXCHANGE**  
 Ann Arbor, MI 48104  
**NEW DIMENSIONS IN COMPUTING**  
 East Lansing, MI 48823  
**COMPUTER HOUSE DIV.**  
 Jackson, MI 49202  
**COMPUTERLAND OF**  
**GRAND RAPIDS**  
 Kentwood, MI 49508  
**COMPUTRONIX**  
 Midland, MI 48640  
**COMPUTER MART OF ROYAL OAK**  
 Royal Oak, MI 48073  
**TRI CITY COMPUTER MART**  
 Saginaw, MI 48603  
**COMPUTERLAND**  
 Southfield, MI 48034  
**LEVEL FOUR PRODUCTIONS**  
 Westland, MI 48185  
**MINNESOTA**  
**COMPUTERLAND**  
 Bloomington, MN 55431  
**MINN. MICRO SYSTEMS**  
 Minneapolis, MN 55454  
**MISSISSIPPI**  
**OXFORD SOFTWARE CO.**  
 Oxford, MS 38655  
**MISSOURI**  
**FORSYTHE COMPUTERS**  
 Clayton, MO 63105  
**COMPUTER COUNTRY**  
 Florissant, MO 63031  
**GREATEST GRAPHICS**  
 Springfield, MO 65804  
**NEBRASKA**  
**OMAHA COMPUTER STORE**  
 Omaha, NE 68127  
**NEVADA**  
**HOME COMPUTERS**  
 Las Vegas, NV 89109  
**NEW HAMPSHIRE**  
**TRS-80 SOFTWARE EXCHANGE**  
 Milford, NH 03055  
**COMPUTERLAND OF NASHUA**  
 Nashua, NH 03060  
**BITS, INC.**  
 Peterborough, NH 03458  
**NEW JERSEY**  
**COMPUTER LAB OF NJ**  
 Budd Lake, NJ 07828  
**COMPUTER EMPORIUM**  
 Cherry Hill, NJ 08002

**COMPUTER MART OF NJ**  
 Iselin, NJ 08830  
**MSM ELECTRONICS**  
 Medford, NJ 08055  
**COMPUTERLAND**  
 Morristown, NJ 07960  
**COMPUTERLAND**  
 Paramus, NJ 07652  
**COMPUTER NOOK**  
 Pine Brook, NJ 07058  
**COMPUTER CORNER**  
 Pompton Lakes, NJ 07442  
**COMPUTER ENCOUNTER**  
 Princeton, NJ 08540  
**TYPRONIC COMPUTER STORE**  
 Ramsey, NJ 07446  
**NEW YORK**  
**COMPUTERLAND**  
 Buffalo, NY 14150  
**COMPUTERLAND**  
 Carle Place, NY 11514  
**COMPUTER SHOP OF SYRACUSE**  
 De Witt, NY 13214  
**THE COMPUTER TREE**  
 Endwell, NY 13760  
**LONG ISLAND COMPUTER**  
**GENERAL STORE**  
 Lynbrook, NY 11563  
**COMPUTER MICROSYSTEMS**  
 Manhasset, NY 11030  
**COMPUTER SHOPPE**  
 Middle Island, NY 11953  
**COMPUTER FACTORY**  
 New York, NY 10017  
**COMPUTER MART OF NEW YORK**  
 New York, NY 10016  
**DATL SYSTEMS**  
 New York, NY 10036  
**AUTOMATIC SYSTEMS**  
 Poughkeepsie, NY 12603  
**COMPUTER HOUSE**  
 Rochester, NY 14609  
**THE COMPUTER STORE**  
 Rochester, NY 14618  
**HOME COMPUTER CENTER**  
 Rochester, NY 14607  
**THE COMPUTER CORNER**  
 White Plains, NY 10601  
**READOUT COMPUTER STORE**  
 Williamsville, NY 14221  
**NORTH CAROLINA**  
**BYTE SHOP**  
 Charlotte, NC 28212  
**COMPUTERLAND**  
 Charlotte, NC 28205  
**FUTUREWORLD**  
 Durham, NC 27707  
**BYTE SHOP**  
 Greensboro, NC 27401  
**MICROCOMPUTER SERVICES**  
 Hickory, NC 28601  
**BYTE SHOP OF RALEIGH**  
 Raleigh, NC 27605  
**OHIO**  
**BASIC COMPUTER SHOP**  
 Akron, OH 44314  
**CINCINNATI COMPUTER STORE**  
 Cincinnati, OH 45246  
**21ST CENTURY SHOP**  
 Cincinnati, OH 45202  
**DIGITAL DESIGN**  
 Cincinnati, OH 45202  
**CYBER SHOP**  
 Columbus, OH 43227  
**MICRO MINI COMPUTER WORLD**  
 Columbus, OH 43213  
**COMPUTER SOLUTIONS**  
 Dayton, OH 45409  
**DAYTON COMPUTER MART**  
 Dayton, OH 45409  
**ASTRO VIDEO ELECTRONICS**  
 Lancaster, OH 43130  
**COMPUTERLAND OF CLEVELAND**  
 Mayfield Heights, OH 44121  
**RADIO SHACK (Dealer)**  
 St. Clairsville, OH 43950  
**OKLAHOMA**  
**HIGH TECHNOLOGY**  
 Oklahoma City, OK 73106  
**MICROLITHICS**  
 Oklahoma City, OK 73127  
**HIGH TECHNOLOGY**  
 Tulsa, OK 74129  
**OREGON**  
**THE COMPUTER STORE**  
 Corvallis, OR 97330  
**CAMERA AND COMPUTER**  
**EMPORIUM**  
 Portland, OR 97205  
**COMPUTERLAND OF PORTLAND**  
 Tigard, OR 97223  
**PENNSYLVANIA**  
**BYTE SHOP**  
 Bryn Mawr, PA 19010  
**PERSONAL COMPUTER CENTER**  
 Frazer, PA 19355  
**COMPUTER AID**  
 Latrobe, PA 15650  
**THE COMPUTER WORKSHOP**  
 Murrysville, PA 15668

**A B COMPUTERS**  
 Perkasie, PA 18944  
**MICROTRONIX**  
 Philadelphia, PA 19106  
**SOUTH CAROLINA**  
**DATA MART**  
 Greenville, SC 29607  
**TENNESSEE**  
**MICROCOMPUTER STORE**  
 Knoxville, TN 37919  
**COMPUTER LABS OF MEMPHIS**  
 Memphis, TN 38117  
**OOO'S COMPUTER SHOP**  
 Nashville, TN 37211  
**TEXAS**  
**COMPUTERLAND OF AUSTIN**  
 Austin, TX 78757  
**COMPUTERS 'N THINGS**  
 Austin, TX 78731  
**MICRO COMPUTER SHOPPE**  
 Corpus Christi, TX 78411  
**COMPUSHOP**  
 Dallas, TX 75243  
**COMPUTERLAND**  
 Dallas, TX 75231  
**KA ELECTRONICS SALES**  
 Dallas, TX 75247  
**COMPUTER TERMINAL**  
 El Paso, TX 79901  
**RAM MICRO SYSTEMS**  
 Fort Worth, TX 76116  
**COMPUTERCRAFT**  
 Houston, TX 77063  
**COMPUTERLAND OF HOUSTON BAY**  
 Houston, TX 77058  
**NEIGHBORHOOD COMPUTER**  
 Lubbock, TX 79401  
**COMPUTER PATCH OF SANTA FE**  
 Odessa, TX 79762  
**COMPUSHOP**  
 Richardson, TX 75080  
**THE COMPUTER SHOP**  
 San Antonio, TX 78216  
**COMPUTER SOLUTIONS**  
 San Antonio, TX 78229  
**WICHITA COMPUTER SYSTEMS**  
 Wichita Falls, TX 76301  
**UTAH**  
**ADP SYSTEMS**  
 Logan, UT 84321  
**COMPUTER CONCEPTS GROUP**  
 Salt Lake City, UT 84109  
**THE HI-FI SHOP**  
 Salt Lake City, UT 84117  
**VERMONT**  
**COMPUTERMART**  
 Essex Junction, VT 05452  
**VIRGINIA**  
**COMPUTER HARDWARE STORE**  
 Alexandria, VA 22314  
**COMPUTERS PLUS**  
 Alexandria, VA 22304  
**COW, INC.**  
 Blacksburg, VA 24060  
**HOME COMPUTER CENTER**  
 Newport News, VA 23606  
**COMPUTER TECHNIQUES**  
 Richmond, VA 23235  
**THE COMPUTER PLACE**  
 Roanoke, VA 24015  
**COMPUTER WORKSHOP**  
 Springfield, VA 22151  
**COMPUTERLAND**  
 Vienna, VA 22180  
**HOME COMPUTER CENTER**  
 Virginia Beach, VA 23452  
**WASHINGTON**  
**OMEGA NORTHWEST**  
 Bellevue, WA 98004  
**COMPUTERLAND OF SOUTH**  
**KING COUNTY**  
 Federal Way, WA 98003  
**YE OLDE COMPUTER SHOPPE**  
 Richland, WA 99352  
**THE COMPUTER SHOPPE**  
 Seattle, WA 98115  
**EMPIRE ELECTRONICS**  
 Seattle, WA 98166  
**PERSONAL COMPUTERS**  
 Spokane, WA 99202  
**COMPUTERLAND**  
 Tacoma, WA 98499  
**WISCONSIN**  
**BYTE SHOP OF MILWAUKEE**  
 Greenfield, WI 53227  
**COMPUTERLAND**  
 Madison, WI 53711  
**MADISON COMPUTER STORE**  
 Madison, WI 53711  
**COMPUTERLAND**  
 Milwaukee, WI 53222  
**FOX VALLEY**  
**COMPUTER STORE**  
 Neenah, WI 54956  
**WYOMING**  
**COMPUTER CONCEPTS**  
 Cheyenne, WY 82001  
**AUSTRALIA**  
**ELECTRONIC CONCEPTS PTY. LTD.**  
**COMPUTERLAND**  
 Sydney, N.S.W.  
**CANADA**  
**COMPUSHOP**  
 Calgary, Alberta T2N 2A4

**THE COMPUTER SHOP**  
 Calgary, Alberta T2T 4T9  
**ORTHON COMPUTERS**  
 Edmonton, Alberta T5N 3N3  
**TJB MICROSYSTEMS**  
 Edmonton, Alberta T5M 0H9  
**CONTI ELECTRONICS**  
 Vancouver, B.C. V5W 2Z4  
**COMPUTER CITY**  
 Winnipeg, Manitoba R3P 0H8  
**COMPUTERLAND**  
 Winnipeg, Manitoba R3G 0M8  
**INTERACTIVE COMPUTER SYSTEMS**  
 Fredericton, New Brunswick  
**MINICOMP SYSTEMS**  
 Halifax, Nova Scotia B3K 2G1  
**KOBETEK SYSTEMS**  
 Wolfville, Nova Scotia B0P 1X0  
**COMPUTERLAND**  
 Burlington, Ontario  
**LYNTRONICS**  
 Downsview, Ontario M2J 2W6  
**COMPUTER CIRCUITS**  
 London, Ontario N6A 3H2  
**COMPUMART**  
 Ottawa, Ontario K2A 1J2  
**COMPUTER INNOVATIONS**  
 Ottawa, Ontario K1B 4A8  
**RICHVALE TELECOMMUNICATIONS**  
 Richmond Hill, Ontario  
**THE COMPUTER CENTRE**  
 Sarnia, Ontario N7T 1B4  
**COMPUTER MART**  
 Toronto, Ontario M4G 3B5  
**THE COMPUTER PLACE**  
 Toronto, Ontario M5V 1Z1  
**COMPUTER SPECIALIST**  
 Toronto, Ontario M3K 1E7  
**HOME COMPUTER CENTRE**  
 Toronto, Ontario M2M 3W2  
**HOUSE OF COMPUTERS**  
 Toronto, Ontario  
**MARKETRON**  
 Toronto, Ontario  
**MICRO-WARE**  
 Toronto, Ontario M4E 2L2  
**COMPUCENTRE**  
 Montreal, Quebec H1J 1Z4  
**FUTUR BYTE**  
 Montreal, Quebec H3B 3C9  
**CUSTOM COMPUTING SERVICES**  
 Saskatoon, Saskatchewan S7K 2B5  
**DIGITAL SERVICE**  
 Saskatoon, Saskatchewan S7J 3A9  
**PUERTO RICO**  
**MICROCOMPUTER STORE**  
 Rio Piedras, PR 00921  
**ENGLAND**  
**BYTE SHOP**  
 Ilford, Essex  
**INFOGUIOE**  
 London  
**CYTEK**  
 Manchester M4 3E4  
**PETSOFT**  
 Newbury, Berkshire RG13 1PB  
**KEEN COMPUTERS**  
 Nottingham NG7 1FN  
**T & V JOHNSON**  
 Microcomputers  
 Camberley, Surrey  
**PETALECT**  
 Woking, Surrey  
**J&J ELECTRONICS**  
 Bexhill-on-Sea, East Sussex  
**OPTRONICS**  
 Twickenham TW1 4RY  
**DENMARK**  
**MICRO SYS**  
 Copenhagen V18VJ  
**FRANCE**  
**SVEA**  
 Paris 75008  
**GERMANY**  
**BECK COMPUTERS**  
 8 Munchen 70  
**ING. W. HOFACKER**  
 8 Munchen 75  
**HOLLAND**  
**COMPUTRON**  
 Den Haag 2502 ER  
**ITALY**  
**HOMIC MICROCOMPUTERS SRL**  
 20123 Milano  
**SCOTLAND**  
**MICRO CENTRE**  
 Edinburgh EH3 5AA  
**SINGAPORE**  
**THE COMPUTER CENTRE PTE. LTD.**  
 Singapore 7  
**SWEDEN**  
**MICROFUTURE**  
 Stockholm 10322  
**SEMOAKO**  
 Uppsala 75353  
**SWITZERLAND**  
**INTERFACE TECHNIC**  
 Basel  
**INGENIEUBUREAU**  
 Basel 1  
**DIALOG COMPUTER**  
 Lucerne  
**ELBATEX**  
 Wettingen

**P.S.: VISICALC—How did you ever do without it?**

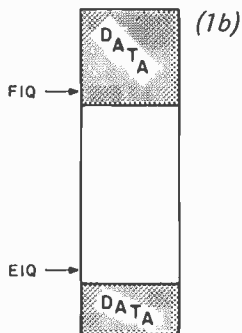
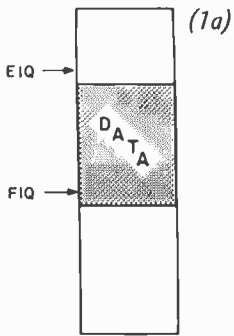


Figure 1: The "wrap-around" queue. The queue is a method for storing data in the form of a list: the first item into the list becomes the first out of the list, in the same manner as a waiting line of people at a supermarket checkout counter. Figure 1a shows the data for an input queue in memory with two pointers, FIQ (front of input queue) and EIQ (end of input queue). When an item is added to the end of the queue, EIQ is incremented by 1. In removing an item from the queue, FIQ is incremented by one. Note that the queue is "upside-down" here; that is, the end of the queue is on top. When the top of the array in memory is reached, EIQ is altered so it points to the bottom of the array, thus "wrapping" the queue around the array as in figure 1b. Notice also that pointer EIQ points to the location that is one beyond the end of the queue. This enables the program to detect an empty or full array when EIQ = FIQ.

# Simultaneous Input and Output for Your 8080

The process of I/O (input/output) in assembly language on a typical microcomputer system is rather crude. You input the status register and perform a logical AND with a mask consisting of one bit. If the result is not zero, you know the bit was on and the I/O device was therefore ready. In that case, you either input or output the data register, as appropriate. Otherwise, you loop back to input the status register again. On the 8080, it goes like this:

```

      Input
ILOOP: IN      ISTAT
      ANI     IREADY
      JZ      ILOOP
      IN      IDATA
  
```

```

      Output
OLOOP: IN      OSTAT
      ANI     OREADY
      JZ      OLOOP
      OUT     ODATA
  
```

where the quantities ISTAT, IDATA, OSTAT, ODATA, IREADY, and OREADY are what is called, in the world of big computers, "installation-dependent" (that is, they differ from one person's 8080 to another). The first four of these might be given by:

```

      ISTAT EQU 3
      IDATA EQU 2
      OSTAT EQU 3
      ODATA EQU 2
  
```

describing a single channel for both input and output involving two ports, with port numbers 3 and 2. The other two might be given as:

```

      IREADY EQU 1
      OREADY EQU 2
  
```

to denote that the rightmost bit of the status

register is the input-ready flag and the second bit from the right in this register is the output-ready flag. (Your dealer must supply you with these values, or show you how to find what they are, when you buy your system.) You can also make these into sub-routines by adding a return as follows:

```

      INPUT:  IN      ISTAT
              ANI     IREADY
              JZ      INPUT
              IN      IDATA
              RET

      OUTPUT: IN      OSTAT
              ANI     OREADY
              JZ      OUTPUT
              OUT     ODATA
              RET
  
```

This allows you to CALL INPUT to bring a newly input character into register A, or to CALL OUTPUT whenever you have a new character in register A that you want to put out.

The trouble with this kind of I/O is that it is not simultaneous. When you are doing input, that is all you are doing; when you are doing output, that is all you are doing. Meanwhile, your system is sitting uselessly in a loop, which it is performing several thousands of times, or sometimes (particularly in the case of input) several millions of times. What you need in order to increase the efficiency of your system, if you have 190 bytes of read only memory and 65 bytes of programmable memory to spare, is a simultaneous I/O package which allows you to do input, processing, and output, all at the same time.

The basic idea of simultaneous I/O is that of the queue. Any queue can be considered by analogy to a waiting line for a bus. (The story, told to this author second or third hand, is that in England people line up for buses in lines that look like spirals or, more





**THE LEADER IN  
MICROCOMPUTER EDUCATION**

**PRESENTS**

## BEST-SELLING BOOKS

*Used by Universities and Industry worldwide (ten languages)*



**C200 - AN INTRODUCTION TO PERSONAL AND BUSINESS COMPUTING**  
Rodnay Zaks, 250 pp

A comprehensive introduction to small computers, their peripherals, and what to select. **\$6.95**

**C201 - MICROPROCESSORS: FROM CHIPS TO SYSTEMS**

Rodnay Zaks, 416 pp  
The basic text on all aspects of microprocessors and the assembly of a system. **\$9.95**

**C202 - PROGRAMMING THE 6502**

Rodnay Zaks, 250 pp  
A complete introductory programming text for the 6502. **\$10.95**

**D302 - 6502 APPLICATIONS BOOK**

Rodnay Zaks, 200 pp  
Connecting a 6502 board to the outside world: from home alarm to music and industrial control. **\$12.95**

**C207 - MICROPROCESSOR INTERFACING TECHNIQUES**

A. Lesea & R. Zaks, 416 pp  
How to interface a microprocessor to external devices: from keyboard to ADC to floppy disk, including standard buses. **\$11.95**


**X1 - MICROPROCESSOR LEXICON, 125pp**  
All the definitions of the microprocessor world in a convenient pocketbook format. **\$2.95**

AVAILABLE AT BOOKSTORES, COMPUTER STORES, AND ELECTRONIC SHOPS EVERYWHERE!

## SELF-STUDY COURSES ON CASSETTES

"The time-efficient way to learn"™

Self-study courses include two to eight audio-cassettes and a special book. They offer the fastest way to learn the topic covered (from ½ to two days). Highly effective.



**1-INTRODUCTORY - SHORT (2.5 hrs ea)**

- S1-INTRODUCTION TO MICROPROCESSORS \$29.95
- S2-PROGRAMMING MICROPROCESSORS \$29.95
- S3-DESIGNING A MICROPROCESSOR SYSTEM \$29.95
- S10B-INTRODUCTION TO PERSONAL AND BUSINESS COMPUTING \$21.90

**2-INTRODUCTORY - COMPREHENSIVE (10 to 12 hrs ea)**

- SB1-MICROPROCESSORS \$59.95
- SB2-MICROCOMPUTER PROGRAMMING \$59.95

**3- SPECIALIZED (4.5 to 6 hrs ea)**

- SB3-MILITARY MICROPROCESSOR SYSTEMS \$49.95
- SB5-BIT-SLICE \$49.95
- SB6-INDUSTRIAL MICROPROCESSOR SYSTEMS \$49.95
- SB7-MICROPROCESSOR INTERFACING \$49.95

### TO ORDER

By Phone: 415 848-8233, Visa, M.C., Amer Express.  
By mail: Include payment.  
Shipping: add \$1.50 per book (UPS) or 65¢ (4th class - allow 4 weeks).  
Double for cassettes and overseas.  
Tax: In California add tax.



2020 Milvia Street  
Berkeley, CA 94704  
Tel 415 848-8233 Telex 336 311

FREE DETAILED CATALOGUE

NAME \_\_\_\_\_ POSITION \_\_\_\_\_  
COMPANY \_\_\_\_\_  
ADDRESS \_\_\_\_\_  
CITY \_\_\_\_\_ STATE/ZIP \_\_\_\_\_  
 C200  C201  C202  D302  S1  S2  
 S3  S10B  SB1  SB2  SB3  SB5  SB6  SB7  
 charge my  Visa  M.C.  Amer Express  
Number \_\_\_\_\_ Exp. date \_\_\_\_\_  
Signature \_\_\_\_\_  Send Catalogue **B5**

informally, like the tail of a pig — a shape that is in turn called *queue* in French, presumably because it looks vaguely like the letter Q.) Consider the characters waiting for the bus as ASCII characters, rather than as local town characters, and consider the bus *not* as a bus in the technical sense, but (for output) as the actual output device — the teletypewriter video display terminal, Selectric terminal, or whatever. When your routine wants to output a character, this character goes on the end of the queue. It then has to wait for a while until the characters in front of it, which were entered earlier, get on the bus — that is, until they are actually output — before it can be output.

The analogy with the bus is not a perfect one, because a real bus, when it comes along, takes everybody waiting for it all at once. A waiting line in a supermarket at the check-out counter would be a better analogy, because characters, like shoppers, leave the queue one at a time, as well as entering it one at a time.

For input, there is another queue, but this time the input device feeds new characters onto the *end* of the waiting line, and they come off the front — that is, board the bus — when they are actually used by the program which is asking for input. Several characters might be typed before they were actually used by the program, presumably because it is doing something else, such as a long computation. For output, the use of the queue is more common, because programs typically produce output characters much faster than they can actually be put out; these characters enter the queue and are then output from it, one at a time,

while the computer goes on to whatever it has to do next.

Before we discuss how a queue like this is actually implemented, let us digress a bit and answer one fundamental question: how are we to handle three programs going simultaneously — an input program, an output program, and something else which is reading input and writing output? There are two ways, one being the use of interrupts, the other making use of a technique called *polling*. We shall use polling, mainly because it does not require any special hardware (not all 8080 systems have a priority interrupt control unit) and also allows the user who might not have written his own monitor to use simultaneous I/O without interfering with any interrupt conventions which his monitor might have established.

Polling, in this case, assumes that the functions of watching the input device and the output device to see if they are ready, and taking appropriate action when they are ready, are *subroutines* of the user's program. We shall call them IPOLL and OPOLL. They are *not* to be confused with the ordinary I/O subroutines which supply input to the user's program and accept output from it; we shall call these IP and OP. To summarize the functions of our four routines:

- (1) IP is called when the user's program wants an input character, and IP returns with that character in register A.
- (2) OP is called when the user's program has a character to be output, and this character must be in register A when OP is called.
- (3) IPOLL is called every so often (in a sense to be described more precisely below) to check whether the user has keyed in a new character that has to be placed on the end of the input queue.
- (4) OPOLL is called every so often to check whether the output device has completed its processing of the previous character to be output; if it has, the next one is sent out.

IPOLL and OPOLL are called both from IP and OP and from the user's program. When they are called from IP and OP, they employ an additional feature, not discussed above. IPOLL returns with the carry set if a new character is placed on the input queue, and clear otherwise. OPOLL returns with the carry set if a new character was removed from the output queue and put out, and clear otherwise. This information is used by IP and OP, but it is not needed by the user program. In fact, for the user program, there is no need to distinguish between the func-

```

IP:    PUSH H      ; SAVE HL REGISTER
      LHLD FIQ    ; FRONT OF INPUT Q TO HL
      LDA EIQ    ; END OF INPUT Q (LO) TO A
      CMP L      ; COMPARE FIQ(LO):EIQ(LO)
      JNZ IP3    ; IF UNEQUAL, Q NONEMPTY
IP2:   CALL OPOLL ; Q EMPTY. TIGHT LOCP
      CALL IPOLL ; (KEEP POLLING I AND O)
      JNC IP2    ; (UNTIL IN CHAR. RECEIVED)
IP3:   MOV A,M    ; FIRST IN Q CHAR. TO A
      PUSH PSW   ; SAVE THIS CHARACTER
      INX H     ; UPDATE FRONT OF INPUT Q
      MVI A,TIQ ; WRAPAROUND TEST (COMPARE
      CMP L     ; FIQ(LO) AND TOP OF IN Q
      JNZ IP4   ; (LO) -- IF =, RESET TO
      MVI L,BIQ ; BOTTOM OF IN Q (LO)
IP4:   SHLD FIQ   ; PUT FIQ BACK IN MEMORY
      POP PSW   ; RESTORE INPUT CHARACTER
      POP H    ; RESTORE HL REGISTER
      RET      ; OUT OF THIS ROUTINE

```

*Listing 1: Subroutine IP, written in 8080 assembler language and called when the user's program wants an input character. IP returns that character in the A register.*



**OUR \$9.95 TUTOR!**



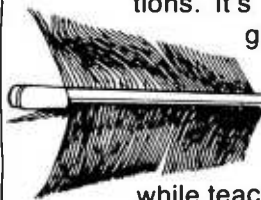
# CROSSBOW

***A Computer Target Game  
That Teaches Fractions While You Play!***

**Available on Hayden Computer Program Tapes for the PET!**

Our \$9.95 tutor is cheaper than a private tutor, but it's as effective as one. It's an active and fun way of learning a boring subject. It is ideal for home use and for the whole family. It can be played individually or with up to 9 competitors. And it's completely ready to run on your PET personal computer!

**CROSSBOW** is an effective way of lifting the barriers that usually block understanding of fractions. It's effective because **CROSSBOW** grabs attention and holds it



through competitive spirit, while teaching fractions in a game situation!

Three levels of play challenge all ages from 7 to adult. Level 1 play teaches recognition of fractional quantities and allows the player to use a ruler to help determine the position of the target on the screen. Level 2 increases judgment of fractional quantities in that the ruler is not displayed until after 4 misses. Level 2 also accepts only fractions re-

duced to the lowest common denominator. Level 3 generates a fraction and requires the player to add or subtract a fraction. The resulting sum or difference is the position the arrow will strike.

All these features make **CROSSBOW** a valuable \$9.95 tutor. It can prove to be invaluable to your children!



## CROSSBOW

by Paul J. Breitenbach,  
#02701, \$9.95

**Check out these other Hayden  
Computer Program Tapes:**

- SARGON: A COMPUTER CHESS PROGRAM
- GAME PLAYING WITH BASIC
- THE FIRST BOOK OF KIM
- HOW TO BUILD A COMPUTER-CONTROLLED ROBOT
- MAYDAY!

***Available at your local computer store!***

 **HAYDEN** *your  
software supplier!*

**Hayden Book Company, Inc.**  
50 Essex Street, Rochelle Park, NJ 07662

tions of calling IPOLL and calling OPOLL. It is enough to have a single subroutine, POLL, whose only function is to call IPOLL and OPOLL and then return; the subroutine POLL can then be called by the user program.

How often must the user program call the subroutine POLL? The answer is that the user program must be so organized that there is never a significant amount of real time during which POLL is not called. (How to ensure this will be described below.) The reason, of course, is that if this is not so, we could have the bad luck to push an input key during such a period of real time, and then, since POLL was not called, that input character will never be placed on the input queue and will therefore never be seen by the user's program. (Remember Murphy's law: if anything can go wrong, it will.)

On output, the situation is not that bad, but if there were a significant amount of time during which POLL was not called, the output device would effectively be stopped during that period of time. If this were a recurrent phenomenon, you would see the output device starting and stopping in jerks, like a car that loses power.

The easiest way to call POLL often enough from the user's program is to call POLL once in every loop and at least once in every subroutine. (If there is a subroutine call instruction in a loop, we do not need to call POLL explicitly in that loop, since POLL will be called by the called subroutine.) Or, for a more explicitly stated method, call POLL just before every return instruction and at every labeled instruction to which there is a backward jump. (That is, if the label is ALPHA, then somewhere *later* in the program there must be a jump to ALPHA.)

```

OP:    PUSH PSW      ; SAVE A-REGISTER
       PUSH H       ; SAVE HL-REGISTER
       LHLD EOQ     ; END OF OUTPUT Q
       MOV M,A      ; PUT CHAR. ON END OF Q
       INX H       ; UPDATE END OF OUTPUT Q
       MVI A,TOQ   ; WRAPAROUND TEST (COMPARE
       CMP L       ; EOQ(LO) AND TOP OF OUT Q
       JNZ OP2     ; (LO) -- IF =, RESET TO
       MVI L,BOQ   ; BOTTOM OF OUT Q (LO))
OP2:   LDA FOQ     ; FRONT OF OUTPUT Q (LO)
       CMP L       ; TO A -- IF = EOQ (LO)
       JNZ OP4     ; AFTER INCR., Q FULL
OP3:   CALL IPOLL  ; Q FULL. TIGHT LOOP
       CALL OPOLL  ; (KEEP POLLING I AND O)
       JNC OP3    ; (UNTIL SMALLER OUT Q)
OP4:   SHLD EOQ   ; PUT EOQ BACK IN MEMORY
       CALL OPOLL ; MAKE SURE OPOLL AND IPOLL
       CALL IPOLL ; ARE CALLED AT LEAST ONCE
       POP H      ; RESTORE HL-REGISTER
       POP PSW   ; RESTORE A-REGISTER
       RET      ; OUT OF THIS ROUTINE

```

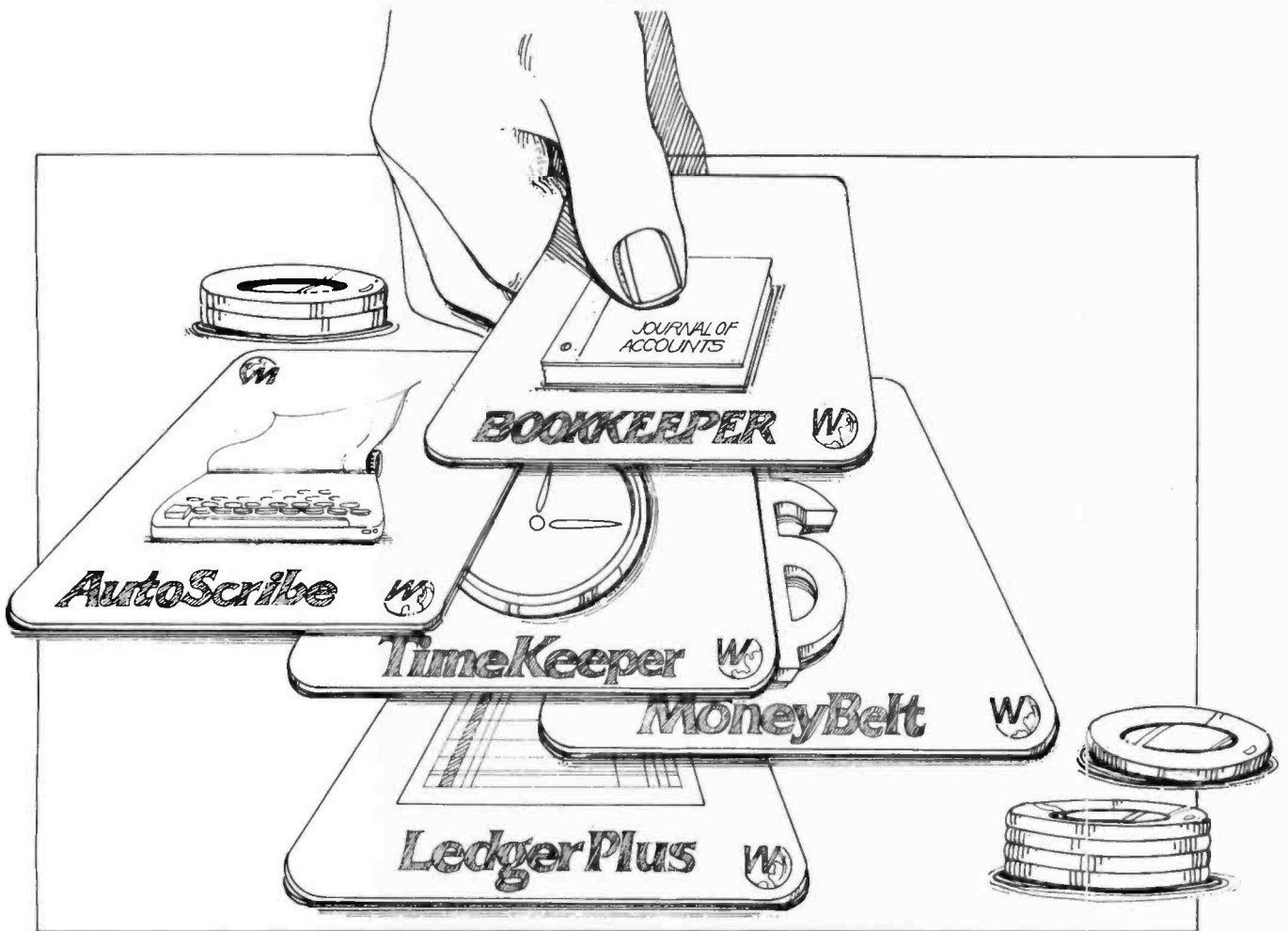
*Listing 2: Subroutine OP, called when the user's program has a character to be output. This character must be in the A register when OP is called.*

This insures that POLL will be called often enough. [*In a system with a real time clock, calling POLL from the interrupt handler for the clock every few milliseconds will accomplish the same end. . . . CH*]

We now discuss the way in which we implement a queue in memory, namely as a "wraparound array." We start with an array IQ (input queue) of characters, together with two 16 bit pointers, or variables whose values are addresses, called FIQ (front of input queue) and EIQ (end of input queue). Figure 1 shows a typical configuration of the input queue. The shaded area shows the characters that are actually in the queue; the unshaded area shows the rest of the array in memory. To take a character off the front of the queue, assuming that FIQ is in register pair HL (which we can bring about by doing LHLD FIQ), we get the character to which FIQ points (by doing MOV A,M) and then increase FIQ by one (by doing INX H). To put a character on the end of the queue, assuming that EIQ is in the HL register pair (by means of LHLD EIQ), we move it to memory at the place where EIQ points (by doing MOV M,A — assuming that the new character is in the A register) and then increase EIQ by one (by doing INX H). Note that, in a sense, the queue is "upside-down" — the end of the queue is on top. If it were "right-side-up" we would have to decrease FIQ and EIQ by one in the above processes (by doing DCX H), rather than increasing them by one. Of course, after either decreasing or increasing, we must put FIQ (or, respectively, EIQ) back in memory (by doing SHLD FIQ or SHLD EIQ).

Of course, we cannot keep increasing FIQ and EIQ forever. Eventually, in figure 1a, EIQ will get to the top of the array in memory. When this happens, we alter it to point to the *bottom* of this array (this is the "wraparound" feature). After a while, the situation looks like figure 1b. Here again, the shaded area represents the characters actually in the queue. The first one is where FIQ points, the next one is right above that, and so on up to the top of the array; then we start at the bottom of the array, and so on up to where EIQ points. We are treating the array as if it were cyclical, and, in fact, on big computers, this setup is often known as a "circular array" or a "ring buffer."

We note that FIQ points to the first character in the queue, but EIQ does *not* point to the last character in the queue — it points to the position one beyond the last character. To see why this is so, suppose the queue has exactly one character in it. We do not want FIQ and EIQ to be the same, because we want that to happen only when the queue is empty — when there are *no* characters in it — or else when it is entirely full



# IN THE HIGH STAKES GAME OF BUSINESS SOFTWARE, TRUST YOUR DEALER

**MicroSource™** is becoming the chosen business software producer. For all the right reasons. For example, before you ever see one of our applications, it's field tested and refined. Another reason is our Operations Manuals. They're called the finest in the industry . . . you never need special training to use MicroSource. One more reason: versatility. MicroSource works with different terminals and printers. You can use your favorite terminal, and choose between speed or print quality in a printer. Add in the rest of the story — like support, enhancements, low cost — and you get the picture.

If your dealer stakes his business on MicroSource software, can you afford to do less?

#### **MoneyBelt — The Money Manager™**

A modular in-house bookkeeping package with general ledger, accounts payable and receivable, and payroll. Buy at your own pace . . . one at a time or all at once. Less than \$8000 (under \$200/mo. on a financing lease) for all hardware and first module (sugg. list). Horizon and other North Star disk based systems.

#### **LedgerPlus — The Company Bookkeeper™**

Also modular, with all the accounting modules of MoneyBelt, plus inventory, check reconciliation and mailing list. Each interacts with the others, but stands alone, too. A first for Vector Graphic, MZ, Apple and Micropolis disk based systems. Less than \$8000 (under \$200/mo. on a financing lease) for all hardware and first module (sugg. list).

Other business software packages by MicroSource: **AutoScribe — The Paperwork Manager™**, **Bookkeeper — The Office Accountant™**, **TimeKeeper — The Time Accountant™**.

## **Microsource**

1425 W. 12th Place • Tempe, Arizona 85281 • (602) 894-9247 • Cable: MICROAGE  
Telex: 165 033 (MICRO AGE TMPE)

The following are trademarks of The Phoenix Group, Inc.:  
MicroSource, AutoScribe, Bookkeeper, MoneyBelt, LedgerPlus, TimeKeeper.

**DEALERSHIPS STILL AVAILABLE**

(since these are the two cases in which special action has to be taken). By adopting the convention illustrated in figure 1, both of these conditions can be sensed by testing for  $FIQ = EIQ$ . Of course, the entire setup of figure 1 has to be duplicated for the output queue OQ and its two associated pointers FOQ and EOQ.

Let us make the simplifying assumption that each queue is entirely within one 256 byte page (from hexadecimal addresses  $xx00$  through  $xxFF$  for some hexadecimal value of  $xx$ ). This means that we can compare register pair HL with the address of the top of a queue by simply comparing register L with the low-order eight bits of this address. On equality, we set register L only (register H does not change) to the low-order eight bits of the address of the bottom of the queue. Here the top and the bottom refer to the array in memory, and are distinct from the front and the end as discussed above.

What happens when our queues get full? First of all, let us discuss how big we want the queues to be. The two queues and the four addresses FIQ, EIQ, FOQ, and EOQ must of course be in programmable memory, while the four routines IP, OP, IPOLL, and OPOLL can be in read only memory. So to a certain extent it depends on how much programmable memory is available in your system. An input queue of  $n$  characters allows you to type  $n$  characters ahead of where the program is at any given moment; an output queue of  $n$  characters allows

your program to put out  $n$  more characters than have actually been output yet by the output device at any given moment. While the device is outputting these  $n$  characters, your system can be doing something else simultaneously. There is no reason for the input and the output queues to be the same size, and in a typical application you might be using 10 characters in the input queue and 55 characters in the output queue. A bit of experimentation here will satisfy you as to what is comfortable for your application.

When the output queue gets full, it means that the capacity of the queue for temporarily saving output characters has been used up. In that case we simply go back to what we used to do before we had simultaneous I/O — that is, wait for a character to be actually put out before we do anything else. Whenever the user's program puts a new character into the output queue, we perform our incrementation, as discussed above, and then check to see if the output queue is full ( $FOQ = EOQ$ ). In that case, we go into a loop, calling IPOLL and OPOLL until OPOLL returns with the carry set. This indicates that OPOLL sensed output ready and put out a character — an operation that reduces the size of the output queue. The result is that, when we *enter* the output routine OP, the output queue will never be full, and, if  $FOQ = EOQ$ , we know that the output queue is not full but empty.

When the input queue becomes full, we are typing too fast. Any further characters which we type will not be read by the user's program. The only thing we can do in this case is to give the user a warning that this has happened, so that he will retype the characters involved. Fortunately we can do this easily, with most output devices, by putting out a control-G (hexadecimal 07, or on some output devices 87) which will either ring a bell or put out a high-pitched beep. A variation on this system, which we use, involves putting out the control-G when the output queue is *almost* full (let us say, seven or fewer spaces remaining) so that the last few characters do not have to be retyped; the user simply stops typing for a while and waits for a decent interval.

A minor technical point: We cannot sound the bell simply by calling OP. Recall that calling OP simply puts a character on the output queue; it may be a second or longer before that character is actually put out. When we type a character that has to be retyped, however, we need an immediate indication of this fact. We therefore use a single-byte input alarm counter IAC which is normally zero. To specify a bell as above, we simply increment IAC

```

IPOLL:   IN ISTAT      ; GET STATUS BITS (IN)
         ANI IREADY   ; READY BIT ZERO MEANS
         RZ           ; NOTHING TYPED - OUT
         PUSH H      ; SOMETHING TYPED - SAVE
         IN IDATA    ; HL REG. AND INPUT IT
         LHL EIQ     ; END OF INPUT Q TO HL
         MOV M,A     ; PUT CHAR. ON END OF Q
         INX H       ; UPDATE END OF INPUT Q
         MVI A,TIQ   ; WRAPAROUND TEST (COMPARE
         CMP L       ; EIQ(LO) AND TOP OF IN Q
         JNZ IPOLL2  ; (LO) -- IF =, RESET TO
         MVI L,BIQ   ; BOTTOM OF IN Q (LO)
IPOLL2:  LDA FIQ     ; FRONT OF INPUT Q (LO)
         SUB L       ; TO A -- IF = EIQ (LO)
         JZ IPOLL3  ; AFTER INCR., Q FULL
         SHLD EIQ   ; NOT FULL. RESTORE EIQ
IPOLL3:  JNC IPOLL4  ; IF FIQ-EIQ IS NEGATIVE,
         ADI LIQ    ; ADD SIZE OF INPUT Q
IPOLL4:  CPI IFUDGE  ; TEST IN Q WITHIN FUDGE
         JNC IPOLL7 ; FACTOR (7) OF BEING
         LXI H,IAC  ; FULL. IF SO, BUMP INPUT
         INR M      ; ALARM COUNTER BY 1
IPOLL7:  POP H       ; RESTORE HL REGISTER
         STC       ; SET CARRY (CHAR. THERE)
         RET       ; OUT OF THIS ROUTINE

```

*Listing 3: Subroutine IPOLL, called periodically to check whether the user has keyed in a new character that has to be placed at the end of the input queue.*

# THE TRS-80 ASSEMBLY LANGUAGE DEVELOPMENT SYSTEM. (A STEAL AT TWICE THE PRICE)

A short time ago, Microsoft introduced TRS-80 FORTRAN— a complete ANSI-standard FORTRAN with macro assembler, linking loader, and text editor, all for only \$350. **The response has been overwhelming.**

Many TRS-80 users even told us, "The assembly language development software alone is worth that price." We think they're right, of course, but we've made it an even better deal.

## **ANNOUNCING: THE TRS-80 ASSEMBLY LANGUAGE DEVELOPMENT SYSTEM FOR \$175.**

For half the price of the TRS-80 FORTRAN Package, you can buy the TRS-80 ASSEMBLY LANGUAGE DEVELOPMENT SYSTEM, including:

**EDIT-80** A fast, random access text editor that's easy to use and loaded with features. Lets you insert, replace, print or delete lines;

edit individual lines; renumber lines in a file; and find or substitute text.

**MACRO-80** The best Z80 assembler anywhere. MACRO-80 supports a complete Intel-standard macro facility plus many other "big computer" assembler features: comment blocks, octal or hex listings, 8080 mode, titles and subtitles, variable input radix (base 2 to base 16), and a complete set of listing controls.

**LINK-80** Loads your relocatable assembly language modules for execution and automatically resolves external references between modules.

**CREF-80** Gives you a complete dictionary of program symbols, showing where each is defined and referenced.

The Microsoft TRS-80 FORTRAN Package is still available for \$350. Or, for **HALF PRICE**, get the TRS-80 ASSEMBLY LANGUAGE DEVELOPMENT SYSTEM.

Either way, it's a steal.

TO: Microsoft, 10800 N.E. 8th, Suite 819, Bellevue, WA 98004

Send me the works! TRS-80 FORTRAN Package for \$350.

Send me half the works! TRS-80 Assembly Language Development System for \$175.

Check enclosed     Master Charge     VISA

CARD NUMBER \_\_\_\_\_ EXP. DATE \_\_\_\_\_

CARDHOLDER'S SIGNATURE \_\_\_\_\_

NAME \_\_\_\_\_

ADDRESS \_\_\_\_\_

CITY \_\_\_\_\_ STATE \_\_\_\_\_ ZIP \_\_\_\_\_



Dealer Inquiries Invited

```

OPOLL:   IN OSTAT      ; GET STATUS BITS (OUT)
         ANI OREADY   ; READY BIT ZERO MEANS
         RZ           ; PORT STILL BUSY - OUT
         LDA IAC      ; GET INPUT ALARM COUNTER
         DCR A        ; AND DECREASE IT BY 1
         JM OPOLL1    ; IF WAS ZERO, NO ALARM
         STA IAC      ; STORE DECREASED VALUE
         MVI A,CTRLG  ; CONTROL-G (BELL) TO A
         OUT ODATA    ; OUTPUT (TYPING TOO FAST,
         RET          ; ALARM) AND EXIT

OPOLL1:  PUSH H       ; SAVE HL REGISTER
         LHLD FOQ     ; FRONT OF OUTPUT Q TO HL
         LDA EOQ      ; END OF OUT Q (LO) TO A
         CMP L        ; COMPARE FOQ(LO):EOQ(LO)
         JZ OPOLL7    ; IF EQUAL, NOTHING IN Q
         MOV A,M      ; GET FIRST THING IN Q
         OUT ODATA    ; AND PUT IT OUT
         INX H        ; UPDATE FRONT OF OUTPUT Q
         MVI A,TOQ    ; WRAPAROUND TEST (COMPARE
         CMP L        ; FOQ (LO) AND TOP OF OUT
         JNZ OPOLL5   ; Q(LO) -- IF =, RESET TO
         MVI L,BOQ    ; BOTTOM OF OUT Q (LO))

OPOLL5:  SHLD FOQ     ; PUT FOQ BACK IN MEMORY
OPOLL7:  POP H        ; RESTORE HL REGISTER
         STC          ; SET CARRY (WORK DONE)
         RET          ; OUT OF THIS ROUTINE

```

*Listing 4: Subroutine OPOLL, called periodically to check whether the output device has completed its processing of the previous character to be output. If it has, the next character is sent out.*

```

FIQ: DS 2      ; FRONT OF INPUT Q (2 BYTES)
EIQ: DS 2      ; END OF INPUT Q (2 BYTES)
FOQ: DS 2      ; FRONT OF OUTPUT Q (2 BYTES)
EOQ: DS 2      ; END OF OUTPUT Q (2 BYTES)
IAC: DS 1      ; INPUT ALARM COUNTER (1 BYTE)
LIQ EQU 36     ; LENGTH OF INPUT Q
LOQ EQU 36     ; LENGTH OF OUTPUT Q
IQ:  DS LIQ    ; INPUT Q (SINGLE PAGE)
OQ:  DS LOQ    ; OUTPUT Q (SINGLE PAGE)
BIQ EQU IQ MOD 256 ; BOTTOM OF INPUT Q (LO)
BOQ EQU OQ MOD 256 ; BOTTOM OF OUTPUT Q (LO)
TIQ EQU BIQ+LIQ  ; TOP OF INPUT Q (LO)
TOQ EQU BOQ+LOQ  ; TOP OF OUTPUT Q (LO)
ISTAT EQU 3      ; INPUT STATUS PORT
OSTAT EQU 3      ; OUTPUT STATUS PORT
IDATA EQU 2      ; INPUT DATA PORT
ODATA EQU 2      ; OUTPUT DATA PORT
IREADY EQU 2     ; MASK FOR INPUT READY
OREADY EQU 1     ; MASK FOR OUTPUT READY
CTRLG EQU 7      ; CONTROL-G (SOMETIMES 87H)
IFUDGE EQU 7     ; INPUT FUDGE FACTOR

```

*Listing 5: Suggested data definitions.*

```

INIT:  LXI H,IQ    ; BOTTOM OF INPUT Q IS
       SHLD FIQ   ; INITIAL VALUE OF FRONT
       SHLD EIQ   ; AND END OF INPUT Q
       LXI H,OQ    ; BOTTOM OF OUTPUT Q IS
       SHLD FOQ   ; INITIAL VALUE OF FRONT
       SHLD EOQ   ; AND END OF OUTPUT Q
       XRA A      ; ZERO IS INITIAL VALUE
       STA IAC    ; OF INPUT ALARM COUNTER

```

*Listing 6: Initialization of the system.*

by one, and then OPOLL checks IAC before it does anything else (if the output device is ready) and outputs a bell if IAC does not equal 0, decrementing IAC by one as it does so.

The complete code for IP, OP, IPOLL, and OPOLL is given in listings 1 through 4, with the data definitions given in listing 5 and the initialization given in listing 6. To summarize the steps needed in order to use the system:

(1) Include in your program (kept in either read only memory or programmable memory) the subroutines given in listings 1, 2, 3, and 4.

(2) Include as part of the initialization of your main program the initialization steps given in listing 6.

(3) Include as part of your data (kept in programmable memory) the data definitions of listing 5.

(4) In your program, whenever you need an input character, write CALL IP to put a new character into the A register; whenever you have a character to put out, put it in the A register and then CALL OP.

(5) Have a subroutine POLL in your program, as follows:

```

POLL:  PUSH PSW
       CALL IPOLL
       CALL OPOLL
       POP PSW
       RET

```

and have your program call POLL once in each loop and just before each subroutine return.

As soon as you have gotten this much working, it will be possible for you to tinker with this system a bit further. Some suggested ways of doing this are as follows:

(1) The sizes of the input and output queues can be altered. Make sure to alter the *entire* data structure of listing 5 to insure that all the routines of listings 1, 2, 3 and 4 operate on the same version of the data structure.

(2) There is a section of code in IP that almost duplicates a similar section of code in IPOLL. With a little ingenuity, this can be made into a subroutine called by both IP and IPOLL. (Hint: the first instruction is INX H, and JNZ can be replaced by RNZ.) The same thing happens with OP and OPOLL.

(3) The input alarm logic can be further changed. For example, two kinds of alarms could be given: a single bell when the input queue is almost full, and a long string of bells (say, ten of them) when the queue is actually full. ■

# 5 reasons why you should not buy the electric pencil II™

© 1978 Michael Shrayner



Check the appropriate box(es):

- You love typing the same copy 20 thousand times a day.
- Your secretary can type 250 words per minute.
- You're dying to spend \$15,000 on a word processing system, just for the tax investment credit.
- All your capital assets are tied up in a 10-year supply of correction fluid.
- You never commit a single thought to paper.

If you have checked one or more boxes, you do not need The Electric Pencil. On the other hand, you may want to join the thousands of people who haven't checked a single box.

The Electric Pencil II is a *Character Oriented Word Processing System*. This means that text is entered as a string of continuous characters and is manipulated as such. This allows the user enormous freedom and ease in the movement and handling of text. Since line endings are never delineated, any number of characters, words, lines or paragraphs may be inserted or deleted anywhere in the text. The entirety of the text shifts and opens up or closes as needed in full view of the user. The typing of carriage returns or word hyphenations is not required since lines of text are formatted automatically.

As text is typed and the end of a line is reached, a partially completed word is shifted to the beginning of the following line. Whenever text is inserted or deleted, existing text is pushed down or pulled up in a wrap around fashion. Everything appears on the video display as it occurs, which eliminates guesswork. Text may be reviewed at will by variable speed scrolling both in the forward and reverse directions. By using the search or search and replace functions, any string of characters may be located and/or replaced with any other string of characters as desired.

Numerous combinations of line length, page length, line spacing and page spacing permit automatic formatting of any form. Character spacing, bold face, multicolumn and bidirectional printing are included in the Diablo versions. Multiple columns with right and left justified margins may be printed in a single pass.

## Wide screen video

Versions are available for Imsai VIO video users with the huge 80x24 character screen. These versions put almost twice as many characters on the screen!!!

## CP/M versions

Digital Research's CP/M, as well as its derivatives, including IMDOS and CDOS, and Helios PTDOS versions are also available. There are several NEC Spinwriter print packages. A utility program that converts The Electric Pencil to CP/M to Pencil files, called **CONVERT**, is only \$35.

## Features

- CP/M, IMDOS and HELIOS compatible
- Supports four disk drives
- Dynamic print formatting
- DIABLO and NEC printer packages
- Multi-column formatting in one pass
- Print value chaining
- Page-at-a-time scrolling
- Bidirectional multispeed scrolling controls
- Subsystem with print value scoreboard
- Automatic word and record number tally
- Cassette backup for additional storage
- Full margin control
- End-of-page control
- Non-printing text commenting
- Line and paragraph indentation
- Centering
- Underlining
- Bold face

## Upgrading policy

Any version of The Electric Pencil

	<p><b>MICHAEL SHRAYNER SOFTWARE, INC.</b>                  1253 Vista Superba Drive                  Glendale, CA. 91205                  (213) 956-1593</p>
---	--

may be upgraded at any time by simply returning the *original* disk or cassette and the price difference between versions, plus \$15 to Michael Shrayner Software. Only the originally purchased cassette or diskette will be accepted for upgrading under this policy.

## Have we got a version for you?

The Electric Pencil II operates with any 8080/Z80 based microcomputer that supports a CP/M disk system and uses an Imsai VIO, Processor Tech. VDM-1, Polymorphic VTI, Solid State Music VB-1B or Vector Graphic video interface. REX versions also available. Specify when using CP/M that has been modified for Micropolis or North Star disk systems as follows: for North star add suffix A to version number; for Micropolis add suffix B, e.g., SS-IIA, DV-II B.

Vers.	Video	Printer	Price
SS-II	SOL	TTY or similar	\$225.
SP-II	VTI	TTY or similar	225.
SV-II	VDM	TTY or similar	225.
SR-II	REX	TTY or similar	250.
SI-II	VIO	TTY or similar	250.
DS-II	SOL	Diablo 1610/20	275.
DP-II	VTI	Diablo 1610/20	275.
DV-II	VDM	Diablo 1610/20	275.
DR-II	REX	Diablo 1610/20	300.
DI-II	VIO	Diablo 1610/20	300.
NS-II	SOL	NEC Spinwriter	275.
NP-II	VTI	NEC Spinwriter	275.
NV-II	VDM	NEC Spinwriter	275.
NR-II	REX	NEC Spinwriter	300.
NI-II	VIO	NEC Spinwriter	300.
SSH	SOL	Helios/TTY	250.
DSH	SOL	Helios/Diablo	300.

## Attention: TRS-80 Users!

The Electric Pencil has been designed to work with both Level I (16K system) and Level II models of the TRS-80, and with virtually any printer you choose. Two versions, one for use with cassette, and one for use with disk, are available on cassette.

The TRS-80 disk version is easily transferred to disk and is fully interactive with the READ, WRITE, DIR, and KILL routines of TRSDOS 2.1.

Version	Storage	Price
TRC	Cassette	\$100.
TRD	Disk	\$150.

**Demand a demo from your dealer!**

# Give them the Gift of Life



**ST. JUDE  
CHILDREN'S  
RESEARCH  
HOSPITAL**

Danny Thomas, Founder

St. Jude Children's Research Hospital is the only research institution dedicated solely to the conquest of catastrophic diseases of childhood.

In less than twenty years, the knowledge and new treatment procedures developed there have brought hope to suffering children who once would have been called incurable.

This knowledge is freely shared with pediatricians and physicians all over the world. Children admitted to St. Jude Children's Research Hospital study programs receive total medical care without cost.

This unique hospital needs help to continue. Inflation keeps eating away at the value of the dollar and increases the cost of operation. At the same time, the very success that allows children under its care to live longer means that St. Jude must provide free care to an increasing number of patients.

Please join in this effort to save children everywhere. Write: ALSAC-St. Jude Children's Research Hospital, 539 Lane Ave., Memphis, TN 38105 for further information.

Please give these children the Gift-of-Life by sending a tax-deductable gift.

## BYTE's Bits

### Computer Chess Report

The ninth annual North American Computer Chess Championship held at the convention of the Association for Computing Machinery December 1978 produced a new champion program. The Belle system, developed at Bell Laboratories by Ken Thompson, emerged with four wins in the Swiss System Tournament and with top honors.

Belle was seeded fourth in the tournament, and faced defending champion program Chess 4.7, the perennial favorite written by David Slate and Larry Atkin of Northwestern University, in the second round. This match was generally thought to be the finest game of the entire event. Only the programs "knew" what was going on; neither Robert Byrne nor David Levy, both highly skilled chessmasters, could even tell which program was winning.

A complete table of tournament results is reproduced here. The table contains blank entries because the 4 round Swiss System does not have each program play against every other program. A clear winner is produced, but the relative ranking of contestants finishing in the middle of the pack is indeterminate. The seeding of entries, performed by Dr Monroe Newborn, was fairly accurate; only three game results were contrary to that predicted by the seeding.

Two programs in the event were written for microprocessors. Sargon, for the Z-80, and Mike, for the 6800, competed against programs executing on impressively large computers. Much jest was made over the fact that Sargon, running on a Wave Mate Jupiter computer, defeated the program Awit, which was running on a huge Amdahl 470 system.

Awit had its problems, many of which were caused by attempts to run the program on several different machines during the tournament. The saddest hard luck entry, however, was the Brute Force program. It was plagued with system crashes, program bugs (it couldn't handle *en passant* pawn captures made in just a particular way), and malfunctioning "patches" to the program bugs. Brute Force lost its second round game in three different ways.

A speed chess tournament pitting human chess players against Chess 4.7 was held as an adjunct to the main event. The machine won two "5-minute" games from Mark Diesen, one of the fast rising young stars of American chess. Robert Byrne beat the machine twice, but in "10-minute" games. The programmers were honored to have had the program play a speed game against Edward Lasker, at 93 years of age the grand old man of chess. The computer was not awed; it won the game.

### Chess Endgame Research and Developments

Ken Thompson, the programmer of Belle, has written other programs which specialize in playing chess endgames. One program plays the endgame of King and Queen versus King and Rook. In late December 1978, Walter Browne (see "Grandmaster Walter Browne versus Chess 4.6," January 1979 BYTE, page 110) played this endgame against the machine.

Browne played White, having the material advantage. The computer, playing a previously unknown defensive method, tenaciously defended its "theoretically lost" position. According to the rules of chess, Browne had to capture the Rook within 50 moves after the start of the exercise, or the game would be declared drawn.

The initial position was chosen to be the worst possible position for the computer's Black pieces. It is highly significant that despite his best efforts,

	Chess 4.7	Duchess	Chaos	Belle	Blitz	Ostrich	Black Knight	Awit	Sargon	Mike	BS6676	Brute Force
1. Chess 4.7		1		0		1	1					
2. Duchess	0		½		½			1				
3. Chaos		½		0		1			1			
4. Belle	1		1		1					1		
5. Blitz		½		0				1			1	
6. Ostrich	0		0				1					1
7. Black Knight	0					0				½		1
8. Awit		0			0				0		1	
9. Sargon			0					1		½		1
10. Mike				0				½	½		½	
11. BS6676					0			0		½		1
12. Brute Force						0	0	0		0		

Table 1: Cross table giving results of games in the 1978 North American Computer Chess Championship.



Browne was only able to capture the Rook exactly on move 50. This enabled Browne to quickly win the game and a \$100 wager he had riding on it, but he was not able to find the win in 31 moves predicted by the program.

In his chess programs Thompson uses a Digital Equipment Corp PDP-11 which has been outfitted with two special purpose hardware devices. One generates possible moves, and the other evaluates positions. ■

#### Land Identification and Information Management System

The San Diego County Department of Transportation has recently formed a task force whose objective is to formally define a proposed LIMS (Land Identification and Information Management System).

The collection, analysis and display of land related information, particularly in map form, is a significant part of everyday county operations, not only in San Diego or California, but nationwide. In the United States, county governments are the geographic and political units for land information and record keeping. Most land use recording and mapping systems today are unorganized and uncoordinated, having evolved from antiquated systems which have changed little since the days when America was still expanding westward. The current systems used in processing, storage, and subsequent use of this data pertaining to land use, acquisition, assessment, and development are proving to be costly and inefficient.

San Diego County's LIMS Task Force is proposing to develop a land identification system which will combine these efforts into a single, comprehensive and cost-effective system. High-speed, high capacity computer technology which will permit increased data storage, rapid access to this data, and automated display and/or printout of the desired map-formulated products is now available. The system would provide a central repository of all geographically oriented information in the county and a singular comprehensive file of land related data.

San Diego County is approaching the data input problem in a way that is significantly different from previously proposed or developed automated mapping systems. The innovative method of data input envisioned for the LIMS project will utilize inputs based on engineering calculations, in lieu of digitized inputs. This process will produce end results which represent real world geographic values instead of digitized map data.

The study will examine the inefficiencies of the current land records keeping system, prepare new system design parameters, evaluate alternative systems, and recommend a final design with organizational, funding, and implementation plans. When implemented, LIMS should serve such other

county departments as the planning, assessment, records, and registry of voters departments. Additional users are expected to be the municipalities within the county, state and federal agencies located in the county, and land related businesses in the private sector.

For further information on the LIMS Project in San Diego County, contact Kenneth L Pyle, LIMS Task Force Director, at (714) 565-5297. ■

#### A Call For Educational Material

The Florida Educational Computing Project, which is supported by the state of Florida, has recently approved a project for the evaluation and implementation of a microcomputer based instructional computing system. As a member of the evaluation committee, I am writing to you so we may contact those readers who have education oriented software developed for microcomputers.

We are looking for both computer aided instruction type material and administrative support programs (eg: film library inventory/control, word processing, statistical analysis, etc). At this time we do not have the funds to purchase any software, and would therefore be willing to certify the return or destruction of any program material loaned to us.

Because of the variety of computers these programs may run on, we would prefer those which are not too dependent on a particular hardware configuration or operating system (if one is required). However, we would like to hear about any programs running on 6502, 6800, 8080, 8085, or Z-80 machines.

The outcome of this project will be a catalog listing all the acceptable software packages we receive, their evaluation, and their source of distribution. This catalog will be available to all educational institutions in the state of Florida and to any other interested educational systems. Naturally we would like to share with those who contribute software for evaluation, possibly starting an exchange program among the participants.

Any help we receive would not only be greatly appreciated, but would accelerate the exposure, use, and knowledge of microcomputers in general. We feel that the microcomputer, because of its relative small size, low cost, and dedicated one-on-one responsiveness, will prove to be a powerful learning tool for the student and a valuable timesaving aid to the educator.

We hope, with the cooperation of your magazine and your readers, that our efforts will show that the microcomputer is "an idea whose time has come" in the field of education.

Those who have software they wish to submit for evaluation and inclusion in our catalog, or questions concerning our project may contact Dr Nelson J Towle, Sarasota County Schools, 2409 Hatton St, Sarasota FL 33577, (305) 953-5000 extension 322. ■

## New Pascal MICROENGINE™ 16-bit P-code CPU

PASCAL PROGRAMS EXECUTE 5x  
FASTER THAN ON SIMILAR CPU's



**\$2695\*** READY TO RUN

\$2995 List price

\$2949 COD (25% down)

#### STANDARD:

- 16-bit P-code CPU
- 64K bytes RAM
- Floppy disk controller
- Full DMA
- Floating point hardware
- 2 serial I/O ports
- 2 parallel I/O ports
- Pascal & Basic compilers, text editor, file manager, CPU & memory diagnostics, symbolic Pascal debugger

**\$1795\*** Without case & power supply

\$1995 List price

\$1949 COD (25% down)

**10%**

DOWN, GUARANTEES  
PRIORITY & PRICE

#### PERKIN-ELMER (Model 550)



**\$799\***

List price \$956

COD (25% down) \$899

**\$695\***

SHUGART (Model SA850)

\$755 List price

\$719 COD (25% down)

## \*LIMITED TIME

CASH DISCOUNT  
(IL residents add 5% sales tax)

A full refund will be made for any product returned within 10 days.

X-pert Systems™ designed by Computex are integrated and cost efficient. Customer satisfaction is guaranteed. Write for information on technical details and applications software. Special prices to computer clubs. Complete systems catalogue \$1.

(312) 684-3183

**COMPUTEX**

"The Computer Experts"

5710 Drexel Avenue

Chicago, IL 60637

Sales & Service

# Queuing Theory, The Science of Wait Control

## Part 2: System Types

Len Gorney  
Box 96 R D 1  
Clarks Summit PA 18411

In part 1 we discussed the computer implementation of *row* and *circular* queues. Now, let us take a look at the structure of queues in the real world and see if they can be fitted to our previous programs. In the following discussion, the word *queue* refers to the waiting line in the system. The word *facility* refers to the service facility area located at the head of the queue.

### System Types

There are four general types of queuing structures. The first, and simplest, is the single queue single facility system (figure 3). In this structure, there is one waiting line and one service area to be studied. A 1 pump gas station with one entrance is a real world example of this system.

We can extend this system to the single queue multifacility system (see figure 4). In this structure, customers line up in a single waiting line and are serviced at the first of a series of facilities. Upon departure from the first facility, the customers immediately enter another queue to await their turn at the second service facility. This insertion and deletion continues until the customer is eventually deleted from the last facility and consequently the entire system. This structure is not unlike a cafe-

teria where you first line up for a sandwich, then line up for dessert, then for a drink, and finally, for the cash register.

Another basic queue structure is a multi-queue single facility system (see figure 5). This is the type of structure you see at a typical supermarket checkout counter area. Customers arrive at the queue with their purchases and choose one of many waiting lines. Each service facility offers the same service, that is, checking out the purchases, but each line holds different customers.

The multiqueue, multifacility system in figure 6 is a combination of the previously mentioned structures. A number of initial queues feed into a series of facilities. When a customer enters a particular queue, that customer travels from each facility within that subsystem until the eventual deletion from the system. Once a customer is entered into a subsystem, that customer causes that subsystem to behave as does the single queue multifacility queue system.

Any waiting line can be fitted to one of the four queue structures just mentioned. Try it the next time you're waiting in a line.

After we are able to define the type of queue we have, the problem of analyzing the structure and arriving at answers most important in queuing problems is our next step. At this time we won't concern ourselves with the difference between a single server or a multiserver queue. The former represents a grocery store checkout counter arrangement where customers enter any line (usually the shortest or the fastest moving). The latter fits into the situation at a barbershop. One long line feeds into



Figure 3: A single queue single facility system with one waiting line and one service area.



Figure 4: Single queue multifacility system, in which the customer waits in a queue to use a facility, then waits in another queue for the second facility, and so on until all service facilities have been used.

Note: The numbering of the figures and listings is continued from part 1 in April 1979 BYTE, page 132.

a large service area where a number of barbers (ie: the servers) wait for you to come to them.

Let's imagine a 1 pump gas station. At the start of the day, the operator (ie: server) opens the pump and waits for the first customer of the day to arrive. After some period of time, the first customer arrives and immediately drives up to the pump for service. This lucky first customer has no waiting time since the facility (at the head of the queue) is open and free of previous customers. The customer requires some period of time for service, and upon completion of this servicing time leaves the system. The operator sits back and waits for the next customer to arrive.

The second customer arrives, is immediately served, and leaves the system. If the only time a customer spends in a queue is the time required for service, no queue forms. What we need for a queue to form is to have customers arrive while there is a customer being serviced. Then a line will form with waiting customers. The queue will form based entirely upon the service requirements of the customer at the service area.

### Randomness

A pure queuing problem requires that customer arrival and service times be different. In other words, while a customer is being serviced, other customers enter the system at random intervals during the simulation period to form a queue.

Formally speaking, the randomness of these arrivals follows a *Poisson distribution* and exponential interarrival times. Basically, this means that an arrival has an equal chance of arriving at the tail of the queue at any time during the simulation period of the problem. Typical nonqueue structures do not exhibit this random criterion. For example, a movie theater line is not a good

queue problem because arrivals usually bunch up in a period 10 to 15 minutes before the new show starts. Therefore, during the simulation period, randomness is a key ingredient. Randomness causes the queue to lengthen and decrease based only on the service requirements of each customer.

Usually a customer must wait in a line at any business establishment before receiving the desired service. How the businessman treats these waiting customers is of prime importance as to the success or failure of most businesses. A typical customer will take one of the following actions when faced with a waiting line. The first action is to just wait in the line until service arrives. Once in line, that customer will remain in line until the end. The businessman has little worry over this customer because this customer will eventually be serviced and some profit will be realized.

A second alternative open to a waiting customer is for that customer to jockey from line to line. How many times have you seen this customer arrive at one queue, wait for a short period of time, move to another queue, wait again, then move again, and so on. This situation exists in the multiqueue system as is evidenced in a bank or large supermarket with many service facilities available for customer use.

The definition of a queue requires that arrivals to the queue be random.

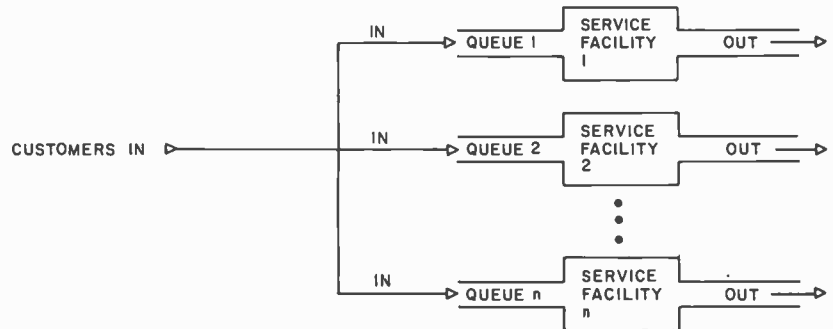


Figure 5: Multiqueue single facility system. An example of such a system is the supermarket checkout area. The checkout area has several service facilities, each with a corresponding queue, that all offer the same service.

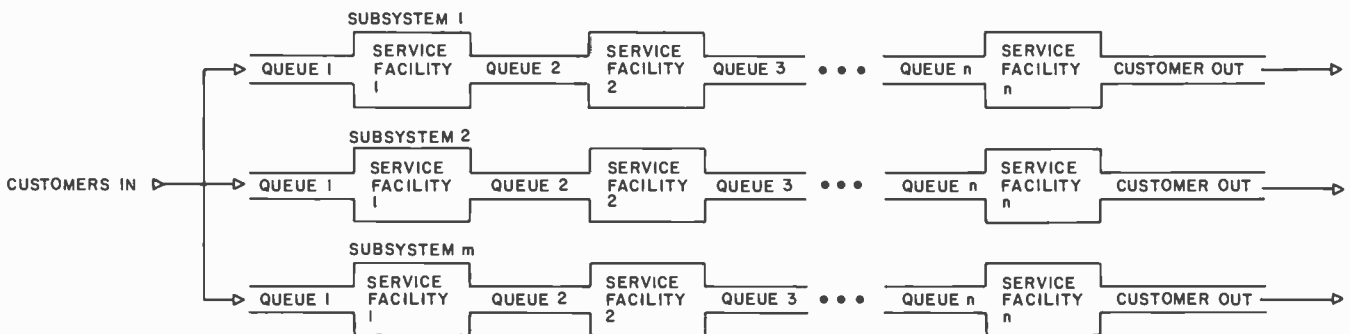


Figure 6: Multiqueue, multifacility system. This system has a number of initial queues feeding into a series of facilities. A customer entering a particular queue stays within that particular subsystem until leaving the system.

# NEW FAMILY OF DISK DRIVES FOR THE TRS-80\*

We are the first manufacturer to offer you a complete family of add-on disk drives for your TRS-80. Select from single head or dual head units. Each comes complete with Power Supply and Chassis.

## SINGLE HEAD DRIVES

TF-1X Choose Pertec FD-200 or MPI	\$379
TF-3 Shugart SA 400	\$389

## DUAL HEAD DRIVE

TDH-2 Dual Headed mini floppy, includes cable	\$699
---	-------

## CABLES

TFC-2 Cable for two disk drives	\$25
TFC-4 Cable for four disk drives	\$35

## TRS-80 PERIPHERALS & SUPPLIES

### PRINTERS

LP779TR Centronics Model 779 with tractors	\$1179
LP1 Centronics Model P1	\$399
CABLES	\$39

### MEMORY

16KM 16K RAM Kit (specify computer or expansion interface)	\$84
--	------

### NEW PRODUCTS

AC-1 A.C. Line Interference Eliminator	\$18.95
NKP Numeric 16-Key Pad Kit	\$68

### DISKETTES

VERBATIM 5" Soft sector	\$3.59
GM 5" Soft sector	\$3.49

## TRS-80 SOFTWARE

New TRS-80 DOS	\$95
Accounts Recievable	\$39
Inventory Control	\$39
Job Entry/Status	\$75
Mail List	\$39

SEND FOR FREE PRODUCT CATALOG

**BUY IT ALL... HARDWARE/SOFTWARE... FROM ONE SOURCE - TWO LOCATIONS TO SERVE YOU**

**APPARAT, INC.**  
6000 E. Evens Ave. Bldg. 2  
Denver, CO. 80222  
**303-758-7275**

**MICROCOMPUTER TECHNOLOGY INC.**  
2080 S. Grand Ave.  
Santa Ana, CA. 92705  
**714-979-9923**

**ORDERING INFORMATION:** Cash, check, Money Order or Credit Card (MC or VISA). COD's require 20% deposit. Orders will be processed and shipped within 3 to 10 days of receipt of order. Customers will be notified of any delay over 30 days.

The previous two actions should cause little concern. The customer remains in the system and will eventually be served, thereby yielding the business some profit. However, what happens when the customer leaves the system after entering or refuses to enter the system initially?

If a customer has entered the system and leaves before being serviced, that customer has reneged. This situation occurs quite often when the waiting lines are moving at a rate far too slow for the customers within the lines. The customer and possible profits are lost to the businessman when a customer's action takes him or her on this route.

The last, and most damaging to the businessman, is the situation where a customer doesn't initially enter the system. When a customer sees a long and slow moving line, that customer usually balks. This customer is surely lost because he doesn't even give the businessman a chance at the very outset.

Since time is money, the important questions relating to queuing systems must be solved with relation to the time involved in waiting and servicing customers.

What is the maximum amount of time a customer waits in a line? What is the average amount of time all the customers are expected to wait in line before being served and deleted? What is the maximum amount of service time for any one customer during a typical period of time? Any measurement involving customer waiting time and customer service time is vital to the success or failure of a business.

### A Queuing Problem

The program shown in listing 3 is that of a typical queuing problem utilizing the circular queue as the queuing structure. What we may have here is a hypothetical 1 pump gas station. The system will therefore be described as a single queue single facility structure.

Past experience gives us some of the input parameters required for the problem solution. For example, our queue is dimensioned to ten locations, so only ten cars can fit in our service area. This parameter can be adjusted using input parameter questions at the beginning of the program. In addition to the queue length, the program asks for the minimum and maximum typical service times. The arrivals per unit time determine how many customers are arriving each minute during the simulation. The simulation is halted after the first parameter value is reached, namely, the amount of time to run the model.

# First Time Offer for the Micro Market



## MODEL 501

### DATA-SCREEN® TERMINAL

A NEW LOW COST, MICROPROCESSOR CONTROLLED CRT TERMINAL

**QUALITY — APPEARANCE  
ECONOMY**

**ONLY \$995.<sup>00</sup>** (QTY 1)

DELIVERED CONT. USA

**90 DAY WARRANTY GUARANTEES YOU  
YOUR EQUIPMENT WORKS PROPERLY**

*1 YEAR EXTENDED WARRANTY  
AT SPECIAL RATES*

## Go First Class

**✓ Our Specifications Before You Buy**

DISPLAY	SPECIFICATIONS	INTERFACE
SCREEN CAPACITY, CHARACTERS . . . 2000	DATA FORMAT	
CHARACTERS PER LINE . . . . . 80	DATA BITS . . . . . 7 serial, asynchronous	
NUMBER OF LINES . . . . . 25	DATA BIT 8 . . . . . 1, 0 or deleted	
SCREEN . . . . . P4 phosphor (white)	PARITY . . . . . Odd, even or deleted with error displayed as DLE	
TUBE SIZE(DIAGONAL) . . . . . 12 inches (30.4 cm)	STOP BITS . . . . . 1 or 2	
VIEWING AREA . . . . . 54 square inches (137.1 cm)	DATA TRANSFER RATE . . . . . 50, 75, 110, 134.5, 150, 300, 600, 1200, 1800, 2000, 2400, 3600, 4800, 7200, 9600 BAUD	
CHARACTER SIZE . . . . . 0.20" high x .08" wide (5.08 mm high x 2.03 mm wide)	<b>STANDARD FEATURES</b>	
REFRESH RATE . . . . . 60 Hz (50 Hz available)	INVERSE VIDEO . . . . . Operator or software selectable	
SCAN METHOD . . . . . Raster	TRANSMIT MODES . . . . . Half or full duplex (switch selectable)	
CHARACTER GENERATION . . . . . 5 x 7 character in an 8 x 10 dot matrix	DATA ENTRY . . . . . Top or bottom line	
CURSOR . . . . . Blinking block	END OF LINE BELL . . . . . Switch selectable	
<b>MEMORY</b>	CURSOR POSITIONING . . . . . X-Y	
TYPE . . . . . Random Access Memory	CURSOR ADDRESS . . . . . Load and read	
CAPACITY . . . . . 2000 characters	DISPLAYABLE CHARACTERS . . . . . 126 (including space)	
<b>OPERATOR CONTROLS</b>	CURSOR CONTROLS . . . . . Up, down, left, right, home, return	
POWER ON/OFF SWITCH . . . . . On rear of unit	AUTOMATIC ROLL-UP . . . . . Switch selectable	
BRIGHTNESS CONTROL . . . . . On rear of unit	AUTO CARRIAGE RETURN AND LINE FEED . . . . . Switch selectable	
<b>POWER REQUIREMENTS</b>	MONITOR MODE . . . . . Special "Monitor" Mode allows display of control codes (first two columns) of ASCII Code Chart.	
Model 501 - 115 volts, 60 Hz, 100 watts nominal		
Model 502 - 230 volts, 50 Hz, 100 watts nominal		

## NATIONAL DISTRIBUTOR FOR

DEALER NETWORK IS NOW BEING SET UP — YOUR INQUIRY IS INVITED



**3S SALES, INC.**



**P.O. Box 45944  
918 - 622-1058**



**OLDEST INDEPENDENT  
COMMERCIAL CRT TERMINAL  
MANUFACTURER**

**Tulsa, OK 74145**

Listing 3: BASIC program that simulates a single queue single facility system such as a 1 pump gas station. The program incorporates several functions discussed in part 1.

```

1000 DIM Q(10)
1010 PRINT "MINUTES TO RUN SIMULATION=";
1020 INPUT M
1030 PRINT "MAXIMUM ARRIVALS/UNIT TIME=";
1040 INPUT A2
1050 PRINT "MINIMUM SERVICE TIME=";
1060 INPUT S2
1070 PRINT "MAXIMUM SERVICE TIME=";
1080 INPUT S3
1090 PRINT "QUEUE LENGTH=";
1100 INPUT H2
1110 PRINT "INPUT 1 FOR RUNNING OUTPUT, ELSE INPUT 0";
1120 INPUT P
1130 C = 0
1140 C2 = 0
1150 C3 = 0
1160 C4 = 0
1170 M2 = 0
1180 M3 = 0
1190 S4 = 0
1200 H = H2
1210 T = H2
1220 FOR J2 = 1 TO H2
1230 Q(J2) = -9
1240 NEXT J2
1250 Q(T) = 0
1260 T = T - 1
1270 GOSUB 1610
1280 FOR J = 1 TO M
1290 FOR J2 = 1 TO H2
1300 IF Q(J2) = -9 THEN 1330
1310 C = C + 1
1320 Q(J2) = Q(J2) + 1
1330 NEXT J2
1340 C2 = C2 + C
1350 IF C <= C3 THEN 1370
1360 C3 = C
1370 C = 0
1380 IF P = 0 THEN 1410
1390 PRINT "PICTURE OF QUEUE AFTER "; J; " MINUTES"
1400 GOSUB 1680
1410 IF Q(H) < M3 THEN 1520
1420 M2 = M2 + M3
1430 C4 = C4 + 1
1440 S4 = S4 + S
1450 IF P = 0 THEN 1470
1460 GOSUB 1730
1470 GOSUB 2110
1480 GOSUB 1610
1490 IF P = 0 THEN 1520
1500 PRINT "PICTURE OF QUEUE AFTER DELETE"
1510 GOSUB 1680
1520 A3 = 1
1530 A = INT (RND (1) * A2)
1540 IF A3 > A THEN 1580
1550 GOSUB 1900
1560 A3 = A3 + 1
1570 GOTO 1540
1580 NEXT J
1590 GOSUB 1730
1600 STOP
1610 S = INT (RND (1)*10) + (S3-9)
1620 IF Q (H) = -9 THEN 1640
1630 Q (H) = 0
1640 M3 = Q (H) + S
1650 IF P = 0 THEN 1670
1660 PRINT "REQUIRED SERVICE TIME="; S
1670 RETURN
1680 FOR J2 = 1 TO H2
1690 PRINT Q (J2);
1700 NEXT J2
1710 PRINT "TAIL="; T; " HEAD="; H
1720 RETURN
1730 PRINT C4; " FULLY SERVED CUSTOMERS IN "; J; " MINUTES"
1740 PRINT "MAXIMUM CUSTOMERS QUEUED="; C3

1750 M5 = M2/C4
1760 PRINT "AVERAGE WAIT TIME="; M5
1770 S5 = S4/C4
1780 PRINT "AVERAGE SERVICE TIME="; S5
1790 C5 = C2/J
1800 PRINT "AVERAGE NUMBER OF QUEUED CUSTOMERS="; C5
1810 RETURN
1850 REM
1860 REM   I N S E R T I O N   R O U T I N E
1870 REM
1880 REM CHECK TAIL AND HEAD POINTER VALUES
1890 REM
1900 IF H = T GOTO 1970
1910 IF H < T GOTO 2030
1920 IF T >= 1 GOTO 2030
1930 IF H = H2 GOTO 2080
1931 REM
1932 REM INSERT ITEM AT Q (H)
1933 REM SINCE QUEUE IS EMPTY
1934 REM
1940 Q (H2) = 0
1950 T = H2-1
1960 GOTO 2050
1970 IF T <> 0 GOTO 2000
1971 REM
1972 REM RESET POINTERS TO HEAD OF QUEUE
1973 REM
1980 H = H2
1990 T = H2
1991 REM
1992 REM CHECK IF Q (T) EMPTY FOR POSSIBLE INSERT
1993 REM
2000 IF Q (T) <> -9 GOTO 2080
2010 H = H2
2020 T = H2
2021 REM
2022 REM NORMAL TAIL INSERTION
2023 REM
2030 Q (T) = 0
2040 T = T -1
2050 IF P = 0 THEN 2070
2060 PRINT "ARRIVAL"
2070 RETURN
2080 IF P = 0 THEN 2100
2090 PRINT "OVERFLOW"
2100 RETURN
2101 REM
2102 REM   D E L E T I O N   R O U T I N E
2103 REM
2104 REM CHECK POINTER VALUES FOR POSSIBLE DELETE
2105 REM
2110 IF H = T GOTO 2150
2120 IF H > 0 GOTO 2190
2130 H = H2
2140 GOTO 2180
2150 IF H <> 0 GOTO 2180
2160 H = H2
2170 T = H2
2171 REM
2172 REM DELETE FROM Q (H) IF Q (H) HAS AN ITEM
2173 REM ELSE, QUEUE IS EMPTY, I. E. UNDERFLOW
2174 REM
2180 IF Q (H) = -9 GOTO 2240
2190 Q (H) = -9
2200 H = H -1
2201 REM
2202 REM RESET POINTERS FOR NEXT DELETE
2203 REM
2210 IF H <> 0 GOTO 2260
2220 H = H2
2230 RETURN
2240 IF P = 0 THEN 2260
2250 PRINT "UNDERFLOW"
2260 RETURN
2270 END

```

Conclusion

For the serious reader, the list of reference material includes those texts which place a good emphasis on queuing theory. After digesting the ideas in this article, plunge into these texts. Now I can return to my reading queue and get to those lines of books and articles waiting on my bookshelf. I'm sure that somewhere out there is a line waiting for you! ■

BIBLIOGRAPHY

1. Cooper, *Introduction to Queuing Theory*, Macmillan, New York, 1972.
2. Cox, Smith, *Queues*, John Wiley and Sons, New York, 1961.
3. Gross, Harris, *Fundamentals of Queuing Theory*, John Wiley and Sons, New York 1974.
4. Harrison, *Data Structures and Programming*, Scott, Foresman, Glenview IL, 1973.
5. Hillier, Lieberman, *Operations Research*, Holden-Day, San Francisco, 1974.
6. Siemens, Marting, Greenwood, *Operations Research*, Macmillan, New York, 1973.
7. Wagner, *Principles of Operations Research*, Prentice-Hall, Englewood Cliffs NJ, 1975.

**ALPHA MICRO  
FINANCIAL ACCOUNTING SYSTEM**

A generalized, interactive bookkeeping and accounting system created by our staff of CPAs for our accounting practice. The system includes all of the accounting journals, ledgers and reports necessary for a complete accounting package (ie: payroll, receivables, payables, financial statements). It also includes a few things not found elsewhere, and will run in either a floppy or hard disk environment.

The PJA Accounting System with documentation is available for \$500.


*Payne, Jackson and Associates*

Certified Public Accountants  
447 East Fifth Avenue  
Anchorage, Alaska 99501  
(907) 272-7261 or 279-2351

Dealer Arrangements Available

Solve your floppy disk  
inventory problems...

Use ours.



Kybe can ship any model floppy disk, data cassette or mag card in only two days.

You'll get the same high performance products sold by 3M, BASF, Memorex and other brand name suppliers. The same products we've built for OEM's for years. Why not order direct? Our full line is competitively priced, backed by an unconditional 90 day warranty and in stock for fast delivery.

Dealer inquiries invited.

(800) 225-8715

**KV**  
**BE** **KYBE**  
KYBE CORPORATION  
132 Calvary Street, Waltham, Mass 02154  
Tel: (617) 899-0012, telex 94-0179  
Offices & Representatives worldwide

# Digits

Hal Snyder  
855 Fair Oaks  
Deerfield IL 60015

*Digits is a number guessing game written for the Texas Instruments SR-52 programmable calculator featuring cyclic permutation, nested loops and various space saving devices. Hal Snyder teaches mathematics at Roosevelt University in Chicago.*

*Listing 1: The Digits program, written for the Texas Instruments SR-52. The object of the game is to guess a number generated randomly by the calculator in the fewest number of guesses possible.*

Program Listing	Commentary
000 LBL A'	; number of digits
002 4 STO 00 rtn	
007 LBL E'	; truncate
009 ( STO - .5 )	
015 EE INV EE rtn	
019 LBL D'	; 10 <sup>10</sup>
021 10 INV log rtn	
026 LBL +	; count matching
028 A'	; digits
029 LBL cos	
031 9 SUM 00	
035 ( IND RCL 00 -	
041 9 INV SUM 00	
046 IND RCL 00 )	
051 INV ifzro π	; if match, clear
054 IND STO 00	; guess digit,
058 1 SUM 19	; increment count
062 LBL π	
064 dsz cos rtn	
067 LBL :B	; respond to guess
069 prt fix 0	
072 ÷ A' INV log	
076 LBL sin	
078 x 10 =	
082 - E' IND STO 00 =	
089 dsz sin	; fraction in display
091 0 STO 19	
095 SBR +	; tens digit in
097 10 PROD 19	; response
102 A' dsz x	
105 LBL x	; cycle
107 RCL 00 +	; save outer loop
111 A' RCL 01 (	; index
116 LBL 1'	
118 IND EXC 00	
122 INV ifzro 2'	; leave zeroed digit
125 IND EXC 00	; in place
129 LBL 2'	
131 dsz 1'	
133 + A' 0 )	
137 IND STO 00	
141 SBR +	
143 0 = STO 00	; retrieve outer
148 dsz x	; loop index
150 RCL 19 INV fix	
155 prt pap HLT	
158 LBL E	; pick a number
160 fix 0 A'	
163 LBL SUM	; generate random number
165 RCL 00 + 9	; by taking
170 + STO 01	; (R99 x 7 <sup>9</sup> ) mod 10 <sup>10</sup>
174 7 y <sup>x</sup> 9 x RCL 99	
181 ÷ D' - E' =	
186 x D' ÷ STO 99	
192 9 INV log =	; get leading digit
196 E' x (	
199 IND STO 01 -	
204 07 ) =	; is it in range?
208 ifpos SUM	
210 dsz SUM	
212 INV fix CLR HLT	; cleanup
216 LBL D	; seed for random
218 EXC 99 HLT	; note EXC is used

## Instructions:

1. Enter program.
2. Start random number sequence by keying in a positive integer and pressing D.
3. For a new game, press E. In the initial configuration, the SR-52 selects four digits, all between 1 and 6, such as 2361 or 5335, then displays 0 (this takes about 120 seconds).
4. Key in your guess and press B. After a few moments (see below for approximate timing), SR-52 responds with a 2 digit number xy, where x (tens) is the number of digits in your guess which are in the right position, and y (ones) is the number of correct digits in the wrong position. For example, if the SR-52 had chosen 5335 and your guess was 5351, the response would be 21.
5. Repeat step 4 as many times as needed to determine the hidden number completely. If not using a TI PC-100 printer, you should keep a written record of guesses and responses. The object of the game is to use as few guesses as possible. Step 3 starts a new game.
6. Variation: the program is initially set for 4 digit numbers. For any other number (2 to 9) of places, set location 002 to the desired number, say by keying *GTO A' LRN* number *LRN*.
7. Variation: the program initially uses digits 1 thru 6. To use digits 1 thru r, enter r+1 in locations 204 thru 205, with leading 0 if r+1 is a 1 digit number. To use digits 1 thru 7, key *GTO 204 LRN 08 LRN*.

## Digits Versus Codebreaker

The game described above is similar to Codebreaker (copyright 1976, Texas Instruments), which comes in the TI game library for the SR-52. Digits, however, permits repeated occurrences of a digit in the hidden number, and can be easily modified (steps 6 and 7 above) for different versions of the game.

## The Program

The Digits program is shown in listing 1. Frequently used subroutines are placed at the front for improved speed. Subroutine



E' shows one way to do truncation on the SR-52. A quick way to get powers of 10 is illustrated in D'. The "cycle" routine (locations 105 thru 149) cyclically permutes the digits of the guess entered with the following modification: any digits in the guess which were previously matched in the answer will not be moved. (Thus, 1234 becomes 4123, but 1034 becomes 4013.) The outer loop (105 thru 149) contains an inner loop (114 thru 132), and the program listing shows how the outer index is saved on the SR-52 operations stack when the inner loop is executing.

The random number formula (see listing commentary) is the one used in the TI basic library. Key D can be used between games to examine or restart the random sequence since it exchanges display contents with the random number in memory.

Response time depends on the width of the numbers used. As a rule, if you are using numbers with p decimal positions, the time in seconds from guess entered to response displayed will be  $5/3(p^2+p)$ , which means it will take about 20 and 35 seconds for 3 and 4 digit numbers respectively, all the way up to 150 seconds for 9 digit numbers. ■

## TRS-80 means business! ! ! ...with CP/M, CBASIC2, & applications software.

CP/M ("the software bus") & CBASIC2 (the standard for business software) bring new power and versatility to the TRS-80 for practical use.

**CP/M Operating System (w/Editor, Assembler, Debugger, Utilities & 6 manual set) . . . . . \$145**  
**CBASIC2 Compiler (w/manual) . . . . . \$ 95**  
**DSPPOOL Print Spooler (w/manual) . . . . . \$ 75**

**\*Osborne & Assoc. PAYROLL W/COST ACCTNG . . . . . \$250**  
**\*Osborne & Assoc. ACCTS. RECEIVABLE & ACCTS. PAYABLE . . . . . \$250**  
**\*Osborne & Assoc. GENERAL LEDGER . . . . . \$250**

\*=CBASIC2 source programs; add \$15 (each) for applicable O & A book.

**APH - Self-administered Automated Patient History . . . . . \$175**

Write/call for additional software available & FREE "CP/M Primer".

CA residents add 6% tax. Visa, M/C, M/O, Check OK.



CYBERNETICS

(714) 848-1922

8041 NEWMAN AVENUE • SUITE 208 • HUNTINGTON BEACH, CALIFORNIA 92647

# CP/M® + TRS-80®

## The CP/M Operating System now available for Radio Shack's TRS-80

### CP/M OPERATING SYSTEM

- Editor, Assembler, Debugger, and Utilities
- For 8080 and Z-80 Systems
- Up to four floppy disks
- Documentation includes:
  - CP/M Features and Facilities
  - CP/M Editor Manual
  - CP/M Assembler Manual
  - CP/M Debugger Manual
  - CP/M Interface Guide
  - CP/M Alteration Guide
- CP/M System Diskette and Documentation (Set of 6 manuals) for \$150.
- CP/M Documentation (Set of 6 manuals) only \$25.

### MAC® MACRO ASSEMBLER

- Compatible with new Intel Macro standard
- Complete guide to Macro Applications
- MAC Diskette and Manual for \$150.

### SID® SYMBOLIC INSTRUCTION DEBUGGER

- Symbolic memory reference
- Built-in assembler/disassembler
- SID Diskette and Manual for \$125.

### TEX® TEXT FORMATTER

- Powerful text formatting capabilities
- Text prepared using CP/M Editor
- TEX Diskette and Manual for \$125.

### HIGH-LEVEL LANGUAGES

- Basic
- Fortran
- Cobol
- Call or write for information

### USER'S GROUP

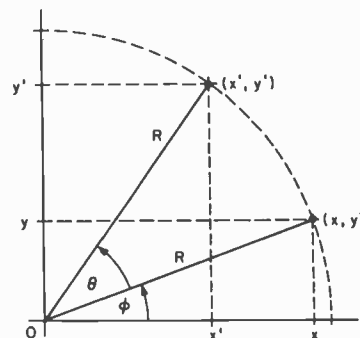
- 35 disks with utilities, games and applications
- Call or write for information

## FMG CORPORATION

P.O. Box 16020 • Fort Worth, TX 76133 • (817) 738-0251

CP/M is a registered trademark of Digital Research Corp TRS-80 is a registered trademark of Radio Shack

Figure 1: Diagram illustrating rotation of the vector  $x, y$  in Cartesian coordinates. The final position of the vector endpoint is  $x', y'$ . Two different "black boxes," or subroutines, are used to solve various trigonometric problems by means of the CORDIC algorithm. Black Box 1 (BB 1) calculates  $x'$  and  $y'$  given the displacement angle  $\theta$ . Black Box 2 (BB 2) calculates the displacement angle  $\theta$  necessary to rotate the vector to a given  $y'$ . These two routines enable the programmer to calculate a variety of trigonometric functions quickly and efficiently.



## Trigonometry in Two Easy Black Boxes

### About the Author

John A Ball is a radio astronomer at the Center for Astrophysics, Cambridge MA. He has written a book entitled Algorithms for RPN Calculators published by Wiley.

John A Ball  
Oak Hill Rd  
Harvard MA 01451

If your computer can add, subtract, multiply, divide, calculate square roots, sines, cosines, tangents, arc sines, arc cosines, and arc tangents, then you are prepared to solve any trigonometry problem. However, if your computer lacks some of these trig functions, then this article will be helpful, as it shows how to use CORDIC techniques to program two "black boxes" (alias subroutines or processors) to perform trigonometric functions. As a bonus, you will find that some complex and important problems are easier with the two black boxes than with conventional trig functions.

### Coordinate Rotations

Suppose we have a black box (call it BB 1 for "black box number one") that performs rotations in Cartesian coordinates. Given  $x, y$ , and  $\theta$ , BB 1 calculates  $x'$  and  $y'$  where:

$$\begin{aligned} x' &= x \cos \theta - y \sin \theta \\ &= (x - y \tan \theta) \cos \theta \\ y' &= y \cos \theta + x \sin \theta \\ &= (y + x \tan \theta) \cos \theta \end{aligned} \quad (\text{Eq 1})$$

These are the standard equations for a rotation. They can be derived from figure 1. The sign convention on the angle  $\theta$  in these equations is such that the point (or vector)  $x, y$  rotates counterclockwise through an angle  $\theta$  in a stationary coordinate system, or alternatively, the coordinate system rotates clockwise through an angle  $\theta$  and the point is stationary. Interchanging the plus

and minus signs in equations 1 gives the opposite sign convention for  $\theta$ .

Many trigonometric problems are solvable using BB 1. The special case  $y = 0, x = R$ , for example, gives:

$$\begin{aligned} x' &= R \cos \theta \\ y' &= R \sin \theta \end{aligned} \quad (\text{Eq 2})$$

These are the equations for converting polar to rectangular coordinates. The special case  $y = 0, x = 1$  gives:

$$\begin{aligned} x' &= \cos \theta \\ y' &= \sin \theta \end{aligned} \quad (\text{Eq 3})$$

BB 1 will calculate sines and cosines, and from these the other trigonometric functions are easy.

Now suppose we have a second black box, BB 2, which rotates the given coordinates  $x$  and  $y$  through whatever angle is




Figure 2: Functional diagram of Black Box 1 and Black Box 2 showing inputs and the outputs which can be calculated from them.

# SWITCHED-ON TRS-80 SYSTEMS ... SUPPORT ... SOFTWARE

Using the Radio Shack TRS-80 as our base, we provide a full line of business-oriented software, plus products with the follow-on support necessary to insure a successful installation and ongoing operations.

Our program costs \$100 for the documentation, an additional \$50 for the software on magnetic tape, and/or another \$100 for the software on diskette. **We highly recommend that you subscribe on one form of media.** In adopting this approach, we're going straight for the jugular (so to speak). Within the next year, we anticipate a very competitive market for business software relating to the TRS-80, and wish to establish ourselves immediately in a dominant position. In doing so, we are presuming over 1,000 participants in BIZ-80.

Pricing accordingly, we're sure BIZ-80 will become such a fantastic bargain that few serious businessmen intending to use a TRS-80 could possibly pass up the value offered. Really ... how could you pass this up?

**We're sure you must  
ested in just what  
getting ...**

**be inter-  
you'll be  
Well, just about**

## The Business Software People

The systems are professional quality products developed for the businessman utilizing a TRS-80 microcomputer — they are well-documented from the customer's point of view; they all tie together, i.e., Order Processing feeds Accounts Receivable, etc.; and they work all the time. Rerun, operation and backup procedures, as well as start-up and first time run instructions are covered in detail, from the perspective of the first-time user.

Easily followed step-by-step instructions guide you through a sample run with dummy data (provided with every system). Start running your system at once, without the need to stumble through it trying to create a file in order to understand how to use it. Periodically, we upgrade the documentation to reflect improvements and/or changes in the system caused by TRS-80 enhancements. The enhancements will be available at a nominal charge to cover distribution expenses. **Updates are FREE to BIZ-80 subscribers.**

**Programs and systems are only as good as the documentation and people behind them.** Participants in the one-year (max.) contract will receive: •12 Systems-6 tape/6 disk •Support •Updates •Newsletters **Our software products are oriented to four levels of TRS-80 systems:** System S—a stand alone 16K Level II with one cassette tape System I—a 32K with DOS, optional printer (CRT oriented) and one disk drive System II—a 32K with DOS, line printer and two disk drives System III—a 48K with DOS, line printer, RS232 interface and three-plus disk drives. **Remember, all these business systems tie together** They're add-on modules developed to complement one another; the building blocks of your complete business microcomputer system.

**The TRS-80 is a powerful tool for business management. We want to help you use this tool to your best advantage.**

everything you need! Within the year, you'll receive a disk based Inventory system, Accounts Receivable system, Accounts Payable system, General Ledger system, Sales and Payroll. At the same time, all six subjects will be covered for a tape-based system. Yes! Provisions have been made so that as your system upgrades, your data base will follow with a minimum of difficulty.

**We're not talking about stripped-down systems, either.** Elements of BIZ-80 are already prepared and have been sold to satisfied customers for as much as \$150. The Name/Address system requires an entire diskette itself (over 50,000 bytes) with some optional subroutines relegated to yet another disk.

Our magazine, SoftSide, has proven it can be done: significant software can be offered at extraordinary prices, attracting a sufficient following to make the effort profitable.

**BIZ-80 is not only competitive, but will set the standard by which value will be compared... and that standard will be hard to meet.**

The object of BIZ-80 is to develop systems that are easy to use, well-documented and include simple error-correction routines; will be inexpensive; can be used by the customer without the need for sophisticated computer-oriented personnel; existing employees and management can easily learn to operate.

**Our goal is to ultimately provide the complete computer system with 1. Basic business programs on subscription basis 2. Special applications business programming on contractual basis**

# BIZ-80

17 Briar Cliff Dr. Milford, NH 03055  
603-673-5144

# Write faster in BASIC, FORTRAN, or COBOL

## Document & modify more easily, too

Human-engineered to do the job better. Yes, you really can get flawless code faster, using the Stirling/Bekdorf™ system of software development tools with structured programming concepts. The 78F2, 78P4, and 78C1 are human-engineered to reduce initial errors, improve de-bugging speed, and aid concept communication.

First, use the 78F2 Flowchartrix™ to lay out your original concept blocks. Then use it to write a finely detailed flowchart.

54% more logic cells than other flowchart forms, put far more of your program on each page. Each Flowchartrix has a full 77 logic cells, not just 50. This saves paper, and makes your finished flowcharts easier to understand. By seeing up to 27 extra steps of a program on each page, you comprehend program flow more clearly. You save money and storage space, too.

Every matrix cell in the 7 x 11 matrix has a specific label to help you track branch points. When you write program documentation, having a separate reference point for each cell makes your program much easier to describe clearly.

With Flowchartrix, you don't need a shape template to draw remarkably regular logic symbols. Guides for the most-used logic symbols are right in each matrix cell, to help you draw most standard flowchart symbols entirely free-hand.

78P4 Print-Out Designers are next. When you finish flowcharting, lay out the printed reports your program will generate. Then when you write code you blaze through the report generation segments right along with the rest of your program.

Unique 70 x 160 matrix accommodates even proportional-spacing word processor formats. The 160-column width can handle practically any printer format. The 78P4 is big, 14½ x 22 inches, because we've scaled the cell size to human writing comfort, not machine print. giving nearly twice the character-writing area of other printout design sheets.

Special 5-column area records the program line number of the code which creates each printed line. It shows, at a glance, exactly which line of code creates each line of your report, saving hours of needless search time when you must change the report format (and don't you always have to, sooner or later?)

Every sheet of 78C1 gives you 2 form uses for the price of one. Use 78C1's full 28 line x 80 column grid area to code regular program steps. Then for interactive or instructional sections, simply keep your characters within the appropriate CRT indicator lines, and you'll automatically know where every character will show on your CRT screen.

28 line x 80 column coding capacity saves you 14 sheets out of every 100, compared to 24-line forms. 86 sheets hold more program steps than 100 sheets of any 24-line form, yet we offer full-size 6mm x 3mm grid blocks to give you comfortable writing room and visual space between lines.

Works with your CRT display, no matter what brand you own. Equipped for both 16 line x 64 column and 24 line x 80 column display formats.

Available in three versions (one for BASIC languages, one for FORTRAN, another for COBOL), the 78C1 is so powerful we include a 7-page instruction manual with every order.

Every tool in the Stirling/Bekdorf system is surface-engineered to take both pen & pencil without blotching. Our tough, extra-heavy, 22# paper is pure enough to use with critical magnetic ink character readers, and gives you crisp, sharp characters with pencil or plastic-tip pen.

Every part of our system uses eye-comfortable soft blue grids. All grid rulings, tints, and division rules are reproduced in a special shade of blue, easy on your eyes even after hours of continuous programming. If you're a professional programmer, you'll particularly appreciate our improvement over the green lines you've been writing on.

A 3-ring binder is one more of our secrets for your success. All your notes, logic concepts, flowcharts, code, CRT layouts, print-out designs, and documentation can be kept together, in order, in one place. When everything you create stays together, debugging and modification is much simpler.

Order your supply of the world's most advanced software development tools, right now, before you hatch even one more bug.

<p><b>78F2 Flowchartrix</b></p> <p><input type="checkbox"/> 2 pads of 50 = \$7.90 + \$2.85 pkg &amp; ship</p> <p><input type="checkbox"/> 10 pads of 50 = \$34.35 + \$6.45 pkg &amp; ship</p>	<p><b>78C1 Combination Coding/CRT Layouts</b></p> <p>All are the same price but please check which language format you want</p> <p><input type="checkbox"/> for BASIC   <input type="checkbox"/> for FORTRAN   <input type="checkbox"/> for COBOL</p> <p><input type="checkbox"/> 2 pads of 50 = \$6.35 + \$1.95 pkg &amp; ship</p> <p><input type="checkbox"/> 10 pads of 50 = \$26.85 + \$3.35 pkg &amp; ship</p> <p><small>Texas residents please add 5% sales tax to base price. We ship UPS so P.O. Box address must give phone number. Prices shown for packing &amp; shipping are U.S.A. only. International shipping rates are higher. Write for details.</small></p>
<p><b>78P4 Print-Out Design Sheets</b></p> <p><input type="checkbox"/> 1 pad of 50 = \$7.45 + \$3.15 pkg &amp; ship</p> <p><input type="checkbox"/> 5 pads of 50 = \$32.10 + \$6.75 pkg &amp; ship</p>	
<p><b>3-hole punched vinyl pockets for 78P4 Design Sheets</b></p> <p><input type="checkbox"/> set of 5 for \$2.65 + \$1.35 pkg &amp; ship</p> <p><input type="checkbox"/> set of 12 for \$5.00 + \$1.85 pkg &amp; ship</p>	
<p><input type="checkbox"/> Sample of one sheet of each form + associated labels &amp; literature \$2.50</p>	<p>Charge to: <input type="checkbox"/> Master Charge   <input type="checkbox"/> Visa   exp. date _____</p> <p>Card # _____</p> <p>Signature _____</p>
<p>Enclosed is my check for \$ _____</p> <p>Name _____</p> <p>Address _____ Phone _____</p> <p>City _____ State _____ Zip _____</p>	
<p><b>Stirling/Bekdorf™</b></p> <p>4407 Parkwood □ San Antonio, TX 78218 □ (512) 824-5643</p>	

necessary to give a specified  $y'$ . So BB 2 also satisfies equations 1 but  $x$ ,  $y$ , and  $y'$  are the given quantities and BB 2 calculates  $x'$  and  $\theta$  as shown in figure 2. Equations 1 can be rewritten as:

$$\begin{aligned} x' &= \pm \sqrt{x^2 + y^2 - y'^2} \\ \theta &= \sin^{-1}(y'/R) - \phi \end{aligned} \quad (Eq 4)$$

where

$$\begin{aligned} R &= \sqrt{x^2 + y^2} \\ \phi &= \tan^{-1}(y/x) \\ x &= R \cos \phi \\ y &= R \sin \phi \end{aligned} \quad (Eq 5)$$

That is,  $R$  and  $\phi$  are the polar coordinates corresponding to  $x$  and  $y$  as shown in figure 1. Some combinations of  $x$ ,  $y$ , and  $y'$  are impossible: if  $|y'| > R$ , then BB 2 will award you a demerit and write an uncomplimentary error message.

Two distinct solutions exist for  $x'$  and  $\theta$ . These solutions differ in the sign of  $x'$ , and  $\theta$  is replaced by  $180^\circ - \theta - 2\phi$ . BB 2 gives the solution first encountered while rotating. Alternatively, a version of BB 2 could be written to give both solutions.

BB 2 is also a powerful trigonometric problem solver. The special case  $y' = 0$ , for example, gives:

$$\begin{aligned} x' &= \pm R \\ \theta &= -\phi \text{ or } 180^\circ - \phi \end{aligned} \quad (Eq 6)$$

This case gives rectangular to polar coordinate conversion. Also, since  $\phi = \tan^{-1}(y/x)$ , this case gives a four quadrant arc tangent. The special case  $y = 0$  gives:

$$\begin{aligned} x' &= \pm \sqrt{x^2 - y'^2} \\ &= x \cos \theta \\ \theta &= \sin^{-1}(y'/x) \end{aligned} \quad (Eq 7)$$

This case gives an arc sine and the solution to a right triangle. And the special case  $x = 0$  gives:

$$\begin{aligned} x' &= \pm \sqrt{y^2 - y'^2} \\ &= -y \sin \theta \\ \theta &= \cos^{-1}(y'/y) \end{aligned} \quad (Eq 8)$$

This case gives an arc cosine and the solution to a right triangle.

Together with add, subtract, multiply, divide, and maybe a square root, BB 1 and BB 2 can be used to solve any solvable problem in plane or spherical trigonometry.

Many problems are simplified by being written directly in terms of coordinate rotations or rectangular to polar to rectangular coordinate conversions. Examples are conversions of coordinate systems in positional astronomy and problems in complex numbers, especially complex impedances in electronics.

#### CORDIC Techniques

Volder (1959) developed the original CORDIC (COordinate Rotation Digital Computer) technique for use in a special purpose computer which solved, among other problems, for the distance and heading between two points specified by their latitudes and longitudes on the earth. Meggitt (1962) and Walther (1971) described generalizations of the CORDIC technique called pseudo-multiplications and pseudo-divisions. (See the end of this article for bibliographic information about this reference and the other references cited.) Hewlett-Packard and other calculators use CORDIC techniques internally to calculate trigonometric functions [see Cochran (1972) and Egbert (1977)].

CORDIC techniques allow one to program (or to "solder" together) BB 1 and BB 2 using only adds, subtracts, and shifts inside the loops. Outside the loops one also needs one or two multiplications or divisions in a base 2 machine, or one or two multiplications or divisions and a square root in a base 10 machine. As a rough general rule, CORDIC techniques are faster and easier in a computer that has no floating point hardware and no multiply/divide hardware, but does have multibit shifts. If a multibit shift must be built up from single bit shifts or from a multiply, then series expansions to get trigonometric functions are sometimes preferable. These statements are usually also true in a base 10 machine with "digit" substituted for "bit." If you are really in a hurry, a CORDIC rotator can be made in hardware, as Volder (1959) describes.

With the second half of equations 1 in mind, suppose we want to perform coordinate rotations quickly and easily. The  $\cos\theta$  factor multiplying the parentheses is a scale factor for both  $x'$  and  $y'$ . As a special case, consider rotating through an angle  $\theta_n$  satisfying:

$$\theta_n = \tan^{-1}(b^{-n}) \quad (Eq 9)$$

where  $b$  is the radix or the base of the number system in the computer (usually  $b = 2$  or  $10$ ) and  $n$  is an integer. For these special

# Up Your Output.



## MULTI-TASKING!

The TEMPOS Operating System is quickly becoming the standard in Multi-User, Multi-Tasking operating systems for 8080 and Z80 microcomputers. Multi-Tasking means that, even with only one user at one terminal, more than one job can be running on the system *simultaneously!* If you have ever had to go get a cup of coffee while you wait for your computer to print listings, you know the advantages of a system that will handle one job while you are working on another. TEMPOS is a true time sharing system, and the maximum number of jobs is limited only by your memory.

## MULTI-USER!

Want to share your computer with another user? With TEMPOS all it takes is another terminal... up to seven interactive terminals are allowed! And with Re-Entrant programs, each user does not need a complete copy in memory. We include three Re-Entrant programs (the OPUS/THREE High-Level Language, the TEXTED Text Editor, and FILES, a disc file directory/manipulator) or write your own! In addition, we include an assembler, a linking loader, over a half-dozen other utility programs and over 60 system subroutines, callable by the programmer!

## PROVEN!

With TEMPOS, you get a package that has been tested in our facilities for over two years, and in the field at over 50 different installations. We have used this system ourselves for everything from writing high-level languages to developing applications to text editing to games. TEMPOS is undoubtedly the most flexible software tool on the market... and you can have it for much less than you think!

## COMPATIBLE!

TEMPOS is available for many different systems; pre-written drivers may include yours. Or, using our interactive System Generation Routine, you can add your own. Call or write now for our free catalog and the name of a dealer near you. The TEMPOS Operating System is available for \$787.00, the manual set (price may be credited toward the purchase of the TEMPOS package) for \$21.50 (prices include shipping within the U.S.).



1642 S. Parker Road, Suite 300, Denver, Colorado 80231  
(303) 755-9694

# ANNOUNCING



**New  
from DEC  
LA34 DECwriter IV**

**\$1,199.<sup>00</sup>**

- 110 or 300 baud, RS 232C serial ASCII
- Friction feed, paper width to 15"
- Upper/lower case, 9 x 7 dot matrix
- 10, 12, 13.2, 16.5 characters /inch
- 2, 3, 4, 6, 8, or 12 lines/inch
- 22"W x 7"H x 15 1/2"D, 25 lbs.



**Teletype 43 \$ 999.00**

- RS 232C, 110 or 300 baud
- Upper/lower case full ASCII
- Pin feed, 12" x 8 1/2" paper

**New  
from DIABLO**

**DIABLO 1640 \$2,690.00**  
**Receive-only \$2,331.00**


High-quality daisywheel printing at 45 cps.

**DIABLO 1650 \$2,779.00**  
**Receive-only \$2,419.00**

Metal daisywheel printing at 40 cps.

**T.I. 810 printer \$1,695.00**

- 150 characters per second
- RS 232C serial interface
- Adjustable forms tractor
- Upper/lower case option \$90.00



**SOROC IQ 120 \$ 795.00**

- RS 232C, upper/lower case full ASCII
- Numeric keypad, protected fields
- Cursor keys plus addressable cursor
- Auxillary extension port

**SOROC IQ 140 \$1,250.00**

- RS 232C and 20mA current loop
- Extensive editing features
- 25th line terminal status display
- 16 function keys (32 with shift)



To Order: Send certified check (personal or company checks require two weeks to clear) including handling\* and 6% sales tax if delivered within California.

\*Handling: Less than \$2,000, add 2%; over \$2,000, add 1%. Everything shipped freight collect in factory cartons with manufacturer's warranty.

Visit MICROMAIL at the National Computer Conference — Personal Computing Festival, New York City, June 5-7, Booth 128.

**MICROMAIL**  
MICROMAIL • BOX 3297 • SANTA ANA, CA 92703  
(714) 731-4338

angles, the rotation in equations 1 simplifies to shifts (multiplying by  $\tan \theta_n$  is equivalent to a right shift by  $n$  places) and add and subtract, except for the scale factor  $\cos \theta_n$ . Since  $\theta_n$  becomes arbitrarily small for arbitrarily large  $n$ , any angle  $\theta$  can be represented as a sum of  $\theta_n$ :

$$\theta = \sum_n R_n \theta_n \quad (\text{Eq 10})$$

where each  $R_n$  is an integer, and  $|R_n| < b$ . In base 2, for example:

$$\theta_n \cong 45^\circ, 26.565^\circ, 14.036^\circ, 7.125^\circ, 3.576^\circ, \dots \quad (\text{Eq 11})$$

and in base 10:

$$\theta_n \cong 45^\circ, 5.7106^\circ, 0.5729^\circ, 0.05730^\circ, 0.005730^\circ, \dots \quad (\text{Eq 12})$$

The set  $R_n$  represents  $\theta$  in what is called the arc tangent radix.

Given  $\theta$  and  $b$ , the set  $R_n$  is unique only with some additional conditions. In bases other than 2, we usually specify  $R_n \geq 0$  and also  $\theta \geq 0$ , which are not restrictions, since  $0 \leq \theta < 360^\circ$  represents all possible angles. In base 2 we can specify  $R_n = \pm 1$  (never 0) provided we begin with a  $90^\circ$  initial rotation, and provided  $-180^\circ < \theta < 180^\circ$ . Rotating by  $90^\circ$  is, of course, trivial. These  $R_n$  in base 2 have the following advantage: The scale factor  $\cos(R_n \theta_n)$  is independent of  $R_n$ , so the product

$$K = \prod_n (\cos \theta_n)^{-1} \cong 1.64676 \quad (\text{Eq 13})$$

which is the scale factor for the total  $\theta$  rotation, is a constant independent of  $R_n$  and  $\theta$ .  $K$  depends only slightly on the number of bits in a word, which is the range of  $n$  in equation 13.

In any base other than 2,  $K$  is a function of  $R_n$  and we need to calculate  $K$  for each  $\theta$ . Fortunately this calculation can be done also using only adds and shifts inside the loop and a square root outside the loop. To see this, write:

$$K = \prod_n \left( \frac{1}{\cos \theta_n} \right)^{R_n} = \prod_n (\sqrt{1 + \tan^2 \theta_n})^{R_n} \quad (\text{Eq 14})$$

$$K^2 = \prod_n (1 + b^{-2n})^{R_n}$$

Multiplying by  $b^{-2n}$  is equivalent to a right shift by  $2n$  places.

This scheme for finding  $K$  works well for BB 1 because the square root can wait until outside the loop; but BB 2 is somewhat more difficult. In BB 2 we need to know  $K$  at each step of the loop in order to compare the current  $y'$  with the desired  $y'$  (unless it is 0). Except for the needed square root, we could use equations 14 to keep a correctly scaled version of the desired  $y'$  to compare with the current  $y'$  at each step. The need for a square root can be eliminated by stepping through angles of  $2\theta_n$ . The correct factor for  $K$  therefore becomes  $(\cos\theta_n)^{-2}$ . Rotating by  $2\theta_n$  at each step is twice as much work as rotating by  $\theta_n$ , but any other scheme involves still more work. BB 2 takes about twice as much time in the loop as BB 1, but needs no square root.

As pointed out by Walther (1971) and Rheinstejn (1977), the CORDIC approach can also be used to calculate hyperbolic functions, and, from these, logarithmic and exponential functions. In my experience, however, the conventional approach using series expansions for logs and exponentials is almost always preferable.

CORDIC techniques produce arbitrarily precise answers if the effective word length is arbitrarily long. If digits lost by shifting are rounded rather than truncated, then the precision will usually be no worse than  $\pm 2$  or  $\pm 3$  in the least significant digit, as discussed by Meggitt (1962).

### Test Programs in BASIC

Listing 1 is a CORDIC version of BB 1 and BB 2 written in BASIC. The point of using BASIC is that this listing is simultaneously an algorithm (or flowchart) and a test to verify that the algorithm works. The program in BASIC has no practical value, but should be translated into assembly language (or even hardware) to make useful sub-routines.

Statements 10 thru 60 are initialization. B is the base of the computer's number system (a special version for  $B = 2$  is discussed below). M is the number of digits in a word and also the number of places in the arc tangent radix representation of angles. The array A is  $\theta_n$  (see equation 12). The value of A should be precalculated and assembled into the program as a permanent reference array. The D array is unnecessary in a working program. Instead, think of  $D(J)^*$  as an operator that produces a right shift by  $2J$  digits. This is important because  $D(J)^*$  is used not as a multiply, but as a shift in the loops.

The units in this program are degrees. To

```

5 REM BB1, BB2, AND R->P
6 REM ADAPTED FROM RHEINSTEIN IN BYTE 2-8, 142 (AUGUST 1977)

10 LET B = 10
20 LET M = 6
25 DIM A(M), D(M)
30 FOR J = 0 TO M
40 LET D(J) = B*(-2*J)
50 LET A(J) = ATN(B*(-J))*180/3.14159
60 NEXT J

70 PRINT "TYPE 1 FOR BB1, 2 FOR BB2, OR 3 FOR R->P ";
80 INPUT Z
85 PRINT
90 IF Z = 1 GOTO 120
100 IF Z = 2 GOTO 300
105 IF Z = 3 GOTO 500
110 GOTO 70

120 PRINT "TYPE X, Y, THETA ";
130 INPUT X, Y, T
132 IF T >= 0 GOTO 135
133 LET T = T+360
134 GOTO 132
135 PRINT
155 LET K = 1
170 FOR J = 0 TO M
175 LET T1 = T
180 LET T = T-A(J)
190 IF T < 0 GOTO 250
210 LET Y1 = Y
220 LET Y = Y+X
230 LET X = X-D(J)*Y1
235 LET K = K*D(J)*K
240 GOTO 175
250 LET T = T1
255 LET Y = Y+B
260 NEXT J
265 LET K = SQR(K)
280 PRINT "X' = "; X/K; ", Y' = "; Y/K/B*(M+1)
290 GOTO 70

300 PRINT "TYPE X, Y, Y' ";
310 INPUT X, Y, Y3
315 PRINT
340 LET T = 0
345 LET K = Y3
350 FOR J = 0 TO M
370 LET Y1 = Y
372 LET X1 = X
374 LET Y2 = Y+X
376 LET X2 = X-D(J)*Y
380 LET Y = Y2+X2
382 LET K1 = K
384 LET K = K*D(J)*K
390 IF (Y-K)*(Y1-K1) <= 0 GOTO 430
400 LET X = X2-D(J)*Y2
402 IF X*X1 > 0 GOTO 410
404 IF (Y1-K1)*X > 0 GOTO 430
410 LET T = T+A(J)+A(J)
420 GOTO 370
430 LET Y = Y1
435 LET X = X1/B
436 LET K = K1
440 NEXT J
442 IF ABS(Y/K-1) < B*(-M+1) GOTO 445
443 PRINT "ERROR! DELTA Y = "; (Y/K-1)*Y3
445 LET K = K/Y3
450 PRINT "X' = "; X/K*B*(M+1); ", THETA = "; T
460 GOTO 70

500 PRINT "TYPE X, Y ";
510 INPUT X, Y
515 PRINT
540 LET T = 0
545 LET K = 1
550 FOR J = 0 TO M
570 LET Y1 = Y
580 LET Y = Y-X
590 IF Y+Y1 <= 0 GOTO 630
600 LET X = X+D(J)*Y1
610 LET T = T+A(J)
615 LET K = K*D(J)*K
620 GOTO 570
630 LET Y = Y1*B
640 NEXT J
645 LET K = SQR(K)
646 IF X > 0 GOTO 650
647 LET X = -X
648 LET T = T+180
650 PRINT "R = "; X/K; ", PHI = "; T
660 GOTO 70

999 END

```

*Listing 1: A CORDIC version of Black Box 1, Black Box 2, and a rectangular to polar conversion routine written in BASIC for the decimal number system. This listing is intended as a "flowchart" of the CORDIC algorithm to show how it works. Readers should convert it to assembly or machine language to make it fast enough to be practical.*

```

5 REM BB1, BB2, R->P
6 REM ADAPTED FROM RHEINSTEIN IN BYTE 2-8, 142 (AUGUST 1977)
8 REM BINARY VERSION, B = 2

12 LET K = 1.64676
20 LET M = 22
25 DIM A(M), O(M)
27 LET A(0) = 90
30 FOR J = 1 TO M
40 LET D(J) = 2*(1-J)
50 LET A(J) = ATN(D(J))*180/3.14159
60 NEXT J

70 PRINT "TYPE 1 FOR BB1, 2 FOR BB2, OR 3 FOR R->P ";
80 INPUT Z
85 PRINT
90 IF Z = 1 GOTO 120
100 IF Z = 2 GOTO 300
105 IF Z = 3 GOTO 500
110 GOTO 70

120 PRINT "TYPE X, Y, THETA ";
130 INPUT X, Y, T
131 IF T-180 < 0 GOTO 134
132 LET T = T-360
133 GOTO 131
134 IF T+180 > 0 GOTO 137
135 LET T = T+360
136 GOTO 134
137 PRINT
170 FOR J = 0 TO M
175 LET I = SGN(T)
176 LET I = 1+I-ABS(I)
177 REM I = SGN(T) WON'T DO BECAUSE SGN(0) = 0
180 LET T = T-I*A(J)
210 LET Y1 = Y
212 IF J > 0 GOTO 220
213 LET Y = I*X
214 LET X = -I*Y1
215 GOTO 260
220 LET Y = Y+I*D(J)*X
230 LET X = X-I*D(J)*Y1
260 NEXT J
280 PRINT "X' = "; X/K; ", Y' = "; Y/K
290 GOTO 70

300 PRINT "TYPE X, Y, Y' ";
310 INPUT X, Y, Y3
315 PRINT
340 LET T = 0
345 LET K1 = Y3
350 FOR J = 1 TO M
372 LET I = SGN((K1-Y)*X)
373 LET I = 1+I-ABS(I)
380 LET Y1 = Y+I*D(J)*X
400 LET X = X-I*D(J)*Y
402 LET Y = Y1+I*D(J)*X
404 LET X = X-I*D(J)*Y1
410 LET T = T+I*(A(J)+A(J))
415 LET K1 = K1+D(J)+D(J)*K1
440 NEXT J
442 IF ABS(Y/K1-1) < 2*(-M+3) GOTO 445
443 PRINT "ERROR! DELTA Y = "; (Y/K1-1)*Y3
445 LET K1 = K1/Y3
450 PRINT "X' = "; X/K1; ", THETA = "; T
460 GOTO 70

500 PRINT "TYPE X, Y ";
510 INPUT X, Y
515 PRINT
540 LET T = 0
550 FOR J = 0 TO M
570 LET Y1 = Y
572 LET I = SGN(Y)
573 LET I = 1+I-ABS(I)
574 IF J > 0 GOTO 580
575 LET Y = -I*X
576 LET X = I*Y1
577 GOTO 610
580 LET Y = Y-I*D(J)*X
600 LET X = X+I*D(J)*Y1
610 LET T = T+I*A(J)
640 NEXT J
650 PRINT "R = "; X/K; ", PHI = "; T
660 GOTO 70

999 END

```

Listing 2: A CORDIC version of Black Box 1, Black Box 2, and a rectangular to polar conversion routine written in BASIC for the binary number system.

change to radians, drop the \*180/3.14159 in line 50 and replace 360 by  $2\pi$  in line 133 and 180 by  $\pi$  in line 648.

Statements 70 thru 110 allow the operator to select BB 1, BB 2, or R→P discussed below.

### BB 1

Statements 120 thru 290 are BB 1. The operator types X, Y, and THETA (alias T). Lines 132 thru 134 make T positive. This version can rotate only positively; negative angles are handled by going all the way around. Two nested loops are necessary: a J loop from lines 170 thru 260, which corresponds to the  $n$  sum in equation 10, and an inner loop from 175 to 240, which rotates and also determines  $R_n$  by the subtraction in 180 and the test in 190. Statements 210 thru 230 implement equation 1 for  $\theta = \theta_n$  but with two twists: first,  $\cos\theta$  is ignored until outside the loops, as mentioned above; second, the Y value is actually  $YB^J$  (see line 255). This eliminates a shift which would otherwise be in line 220. So we trade a multidigit shift in the inner loop for a single digit shift in the J loop (line 255) and a multidigit shift outside the loops (in the print statement 280). This idea is described by Egbert (1977). The inner loop also calculates K, as in equations 14. Line 235 is another shift and add (not a multiply) and the square root is outside the loop in line 265. Dividing by K in line 280 gives X' and Y' correctly scaled. Note that X, Y, and T are all written over.

### BB 2

Statements 300 thru 460 are BB 2. The angle T starts from 0 in line 340 and K is initialized to Y3 (the desired  $y'$ ) in line 345 rather than to unity as in line 155. The J loop extends from lines 350 thru 440 and the inner loop from lines 370 thru 420. Lines 370 thru 384 and lines 400 and 410 implement the double angle rotation described above. The trick of moving one of the shifts outside the inner loop, as described in BB 1, is used here also, but with the roles of X and Y interchanged (see line 435).

The obscure part of this program is probably the three IF statements (lines 390, 402, and 404) used to determine when to exit from the inner loop. Only one subtraction per cycle is needed in line 390 because the expression  $Y1-K1$  for one cycle is the same as  $Y-K$  for the preceding cycle. The multiply is not needed. Instead, the point of 390 is



# TRS-80 OWNERS

AVAILABLE FOR IMMEDIATE DELIVERY

CASSETTE                      SOFTWARE                      DISKETTE

Package # 1036 (Level II) .....	\$495.00
COMPLETE SMALL BUSINESS – This program is a complete small business program that was tailored to work for most small business applications. The program includes such things as Accounts Receivable, Accounts Payable, Invoicing, Inventory Control, Payroll and General Ledger.	
Package # 1038 (Level II) .....	\$ 99.95
ACCOUNTS RECEIVABLE	
Package # 1039 (Level II) .....	\$ 99.95
ACCOUNTS PAYABLE	
Package # 1044 (Level II) .....	\$125.00
INVENTORY CONTROL	
Package # 1045 (Level II) .....	\$ 99.95
INVOICING	
Package # 1046 (Level II) .....	\$ 99.95
PAYROLL	
Package # 1047 (Level II) .....	\$ 99.95
MAILING LIST	

Package #1024  
(Level II, DISKETTE) ..... \$24.95  
Includes the following:  
SPACEWAR I – BANNER – UFO ATTACK – PILE UP –  
BIORHYTHM – AUTO RACE and WORDS.

Package #1026  
(Level II, DISKETTE) ..... \$24.95  
Includes the following:  
SPACEWAR II – CIVIL WAR – TRAP THE TRIBBLE –  
LIFE – KNIGHT – CONCENTRATION and LUNAR  
LANDER.

OVER 150 EXCITING PROGRAMS

★ MORE EVERY DAY ★

EDUCATION

ELECTRONICS

MARKETING

Also available for PET and APPLE.

All SOFTWARE-80 programs are guaranteed.

Programs available in Level I and Level II Basic.

All of our business programs will operate with printer; custom programs also available.  
With certified check or money order, all orders shipped within 24 hours.  
Personal checks allow 2 weeks.                      Send for our complete catalogue.

SOFTWARE-80

18228 Cabrillo Court  
Fountain Valley, CA 92708

ALL PRICES AND PROGRAMS ARE SUBJECT TO CHANGE WITHOUT NOTICE

to determine whether the sign of Y-K differs from the sign of Y1-K1 and, if so, to go to line 430. These signs differ only if the last rotation has carried past the proper stopping point. K and K1 in line 390 are the desired  $y'$  scaled by the same factors as Y and Y1. The subtractions would be meaningless if the scale factors were different.

Even if the signs of Y-K and Y1-K1 in line 390 are the same, the rotation might still have carried past the proper stopping point. This occurs if Y1-K1 is positive and X has changed from positive (X1) to negative, or if Y1-K1 is negative and X has changed from negative (X1) to positive. These two cases correspond to rotating through  $90^\circ$  or  $270^\circ$  and are tested for in lines 402 and 404. The multiplications in 402 and 404 again need not be done, and the subtraction in 404 has already been done in 390. An alternative would be to perform the addition in line 410 and then test T.

Statement 442 tests whether the desired  $y'$  has been achieved. If not, the desired  $y'$  is too large ( $|y'| > R$ ) and your reward is in 443. K needed to scale  $X'$  is calculated in line 445, this time without a square root. However, there is a problem: Y3 (the desired  $y'$ ) must not be 0. This version of BB 1 cannot work with the desired  $y' = 0$ .

#### R→P

The special case  $y' = 0$  in BB 2 is the very useful rectangular to polar (R→P) coordinate converter. Although the preceding general purpose BB 2 will not handle  $y' = 0$ , a special program for  $y' = 0$  is actually easier and faster than BB 2. Statements 500 thru 660 are R→P. No new tricks are needed: R→P is quite similar to BB 1. The IF statement in line 590 determines whether or not the sign of Y has changed. The reversed signs in lines 580 and 600 change the sign of the angle to give  $\phi$  rather than  $\theta$  as the answer (see equations 6). Statements 646 thru 648 are necessary because X can be negative.

Figure 3: The side-angle-side problem in plane trigonometry (given a, b, C; find A, B, c) can be solved as follows:

Call BB1 (b, 0, C; t1, t2)  $t1$  and  $t2$  are the rectangular coordinates corresponding to a vector of length b at an angle C (equation 2 in the text).

Call R→P (a - t1, t2; c, B)  $a - t1$  and  $t2$  are the rectangular coordinates corresponding to a vector of length c at an angle B.

$A = 180^\circ - B - C$  the sum of the interior angles of a triangle is  $180^\circ$ .

#### Base 2 is Special

A binary version with  $R_n = \pm 1$ , as shown in listing 2, allows some simplifications but also presents some problems. For BB 1 and R→P, K is the constant in line 12. With no inner loop, just a J loop, no advantage comes from shifting only X or only Y. So D(J)\* is an operator causing a right shift by J-1 bits.

This binary version of BB 1 can rotate either positively or negatively, but only up to  $180^\circ$ ; hence the reason for lines 131 thru 136. I is the direction to rotate and is equal to the sign of T (see line 175); so multiplying by I in lines 180, 213, 214, 220, and 230 is really just selecting whether to add or subtract. The special case for J = 0 in lines 213 through 215 is a preliminary  $90^\circ$  rotation, as mentioned above.

In BB 2, J can start at 1 rather than 0 (line 350) because each rotation step is double the normal angle. The direction to rotate is positive if K1-Y has the same sign as X and negative if these signs differ (see line 372). As before, K1 is the desired  $y'$  with the same scale factor as Y.

Most of the rest of this program is the same as the previous version in listing 1.

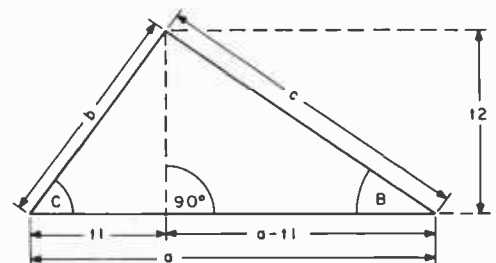
#### Examples

This section contains two examples of problems solved using BB 1 and BB 2. I use the following notation:

$$\begin{aligned} \text{Call BB 1 } (x, y, \theta; x', y') \\ \text{Call BB 2 } (x, y, y'; x', \theta) \\ \text{Call R}\rightarrow\text{P } (x, y; R, \phi) \end{aligned} \quad (\text{Eq 15})$$

In each case above, the given quantities precede and the answers follow the semicolon (see figure 2). When using the actual programs, remember that the given quantities often are written over.

Consider first a plane triangle. Given two sides and the included angle, find the other side and two angles (see figure 3). This problem is known as SAS for *side-angle-side*: A, B, and C are angles; a, b, and c are the oppo-



# Books in Microprocessor Books



<b>Payroll with Cost Accounting</b>	#09-8	\$15.00
<b>Accounts Payable and Accounts Receivable</b>	#13-6	\$15.00
<b>General Ledger</b>	#20-9	\$15.00

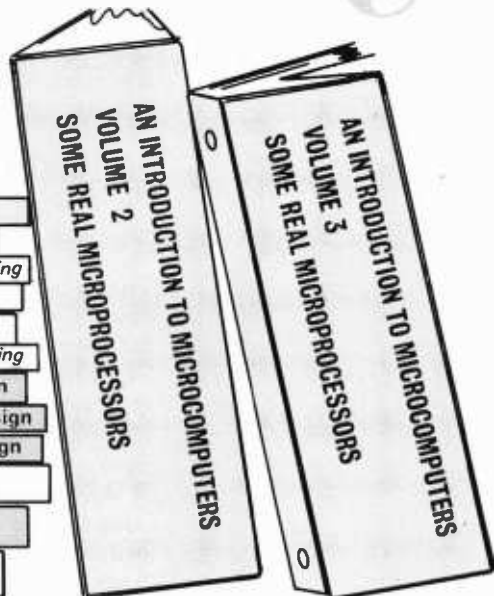
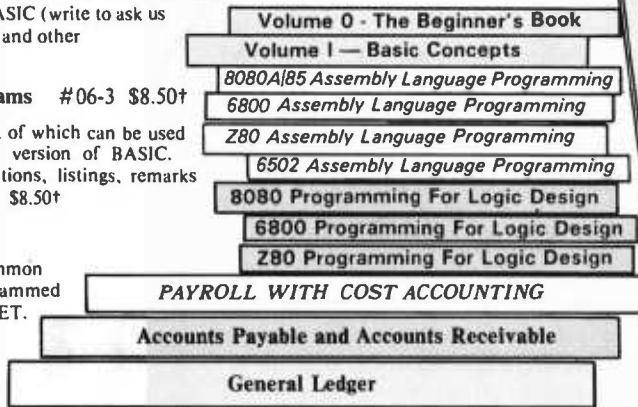
These books feature complete, quality applications software for small-to-medium sized businesses. Each book includes fully documented program listings, sample printed reports, installation instructions and user's manual. Written in an extended Wang BASIC (write to ask us about our CP/M CBASIC version and other conversions).

### Some Common BASIC Programs #06-3 \$8.50†

76 short practical programs, most of which can be used on any microcomputer with any version of BASIC. Complete with program descriptions, listings, remarks and examples. 200 pages. #06-3 \$8.50†

### NEW PET Cassette

All 76 programs from Some Common BASIC Programs are now reprogrammed ready to run on the Commodore PET. Available on cassette only. The book is necessary for program documentation and user instructions. #25-X \$10.00



<b>8080A/8085 Assembly Language Programming</b>	#10-1	\$8.50†
<b>6800 Assembly Language Programming</b>	#12-8	\$8.50†
<b>NEW Z80 Assembly Language Programming</b>	#21-7	\$9.50
<b>COMING 6502 Assembly Language Programming</b>		

These books describe how to program a microcomputer using assembly language. They discuss classical programming techniques, and contain simplified programming examples relevant to today's microcomputer applications. 400 pages each.

<b>8080 Programming for Logic Design</b>	#04-7	\$8.50†
<b>6800 Programming for Logic Design</b>	#05-5	\$8.50†
<b>Z80 Programming for Logic Design</b>	#11-X	\$8.50†

These books describe the meeting ground of programmers and logic designers: written for both, they provide detailed examples to illustrate effective usage of microprocessors in traditional digital applications. 300 pages each.

### Volume 0 - The Beginner's Book

If you're not familiar with computers, but would like to be, then this is the book for you. Computer logic and terminology are introduced in a language the beginner can understand. Computer software, hardware and component parts are described, and simple explanations given for how they work. Text is supplemented with creative illustrations and numerous photographs. 300 pages. #08-X \$7.95

### Volume 1 - Basic Concepts

A must for anyone in the computer field, this best selling text explains hardware and programming concepts common to all microprocessors. Its universal appeal is reflected by its having the greatest yearly sales volume of any computer text. 350 pages. #02-2 \$8.50†

### Volume 2 - Some Real Microprocessors\*

Provides objective, commercial-free descriptions of virtually every microprocessor on the market today. Lets you know what's available, how they work (or sometimes don't work), and how to use them. More detailed user/designer information than provided by most manufacturers.

†As of July 1, 1979 all \$8.50 book prices increase to \$9.50. If ordering after July 1, 1979 please use \$9.50 price.

### Volume 3 - Some Real Support Devices\*

Same objective, in-depth coverage as Volume 2, but applied to support devices that might be used in any microprocessor system: memory, data communication devices, data converters, direct memory access controllers, busses, and much more.

### \*Volume 2 and Volume 3 Updates

To cope with the rapid evolution of microprocessor products, Volumes 2 and 3 have their own series of six bimonthly updates, allowing you to remain current with all parts as soon as they are really available. Update subscriptions sold separately.

Volume 2, 1400 pgs. loose leaf #15-2	\$25.00
Volume 2 binder #16-0	\$ 5.00
Volume 3, 700 pgs. loose leaf #18-7	\$15.00
Volume 3 binder #19-5	\$ 5.00
Volume 2 update only	\$25.00/yr.
Volume 3 update only	\$25.00/yr.
Volume 2 and 3 updates	\$40.00/yr.

### OSBORNE & ASSOCIATES, INC.

630 Bancroft Way, Dept. I20 (415) 548-2805  
Berkeley, CA 94710 TWX 910-366-7277

NAME \_\_\_\_\_  
ADDRESS \_\_\_\_\_  
CITY \_\_\_\_\_ STATE \_\_\_\_\_ ZIP \_\_\_\_\_  
PHONE \_\_\_\_\_

### SHIPPING (Shipping for large orders to be arranged)

- Vol. 2 and Vol. 3 update subscriptions:  
 \$4.00 foreign air mail shipping per update subscription  
 No charge in the U.S. - 4th class mail ONLY  
**Books & Binders:**  
 All foreign orders \$4.00 per book for airmail  
 \$0.45 per item 4th class (allow 3-4 weeks in the U.S.)  
 \$0.75 per item UPS in the U.S. (allow 10 days)  
 \$1.50 per item special rush shipment by air in the U.S.

Payment in advance must be enclosed for purchases of up to \$70.00. Invoicing U.S. purchases over \$70.00 available upon approval of your account. All foreign orders must be prepaid in U.S. dollars drawn on a U.S. bank.

- Cassettes:**  
 No additional charge in the U.S.  
 \$1.50 each foreign air mail

Book/Cassette	Price	Quantity	Amount
Calif. residents add 6% sales tax.		Subtotal	
S.F. BART residents add 6-1/2 % sales tax.		California residents tax	
No tax on update subscriptions.			
Updates:			
			Shipping
			TOTAL AMOUNT ENCLOSED

- Please send the following information:  
 Becoming an O&A dealer  
 School discounts  
 List of foreign distributors  
 Current catalog  
 CP/M CBASIC business programs S1025

site sides. Given  $a, b, C$ ; find  $A, B, c$ . The solution can be written as:

$$\begin{aligned} &\text{Call BB 1 } (b, 0, C; t1, t2) \\ &\text{Call R}\rightarrow\text{P } (a - t1, t2; c, B) \quad (\text{Eq 16}) \\ &A = 180^\circ - B - C \end{aligned}$$

The  $t$ s are intermediate answers. As a test case:  $a = 50, b = 70.71, C = 105^\circ$ ; get  $A = 30^\circ, B = 45^\circ$ , and  $c = 96.59$ . This test case is in listing 3. The derivation of this algorithm is left as an exercise for the reader; start from the equations in any trigonometry book.

As a somewhat more difficult example, consider the problem Volder (1959) originally solved: given the latitudes and longitudes of two points on the earth, find the great circle distance between them and the initial heading. This problem comes up, for example, in long-distance ham radio in determining where to point the antenna beam. Given the longitude  $\lambda_1$  (west longitudes are +) and latitude  $\phi_1$  (north latitudes are +) of station 1 (home) and the longitude  $\lambda_2$  and latitude  $\phi_2$  of station 2, the algorithm below calculates  $A$ , the initial heading or pointing angle (north reference clockwise azimuth)

```
RUN
TYPE 1 FOR BB1, 2 FOR BB2, OR 3 FOR R->P ? 1
TYPE X, Y, THETA ? 70.71? 0? 105
X' = -18.3009, Y' = 68.3011
TYPE 1 FOR BB1, 2 FOR BB2, OR 3 FOR R->P ? 3
TYPE X, Y ? 68.3009? 68.3011
R = 96.5922, PHI = 45.0001
TYPE 1 FOR BB1, 2 FOR BB2, OR 3 FOR R->P ?
STOP # 80
PRINT 180-45.0001-105 29.9999
```

*Listing 3: Test case solution to a side angle side triangle problem.*

```
PRINT 71.05-70.667 .383
RUN
TYPE 1 FOR BB1, 2 FOR BB2, OR 3 FOR R->P ? 1
TYPE X, Y, THETA ? 1? 0? -33.417
X' = .834679, Y' = -.550739
TYPE 1 FOR BB1, 2 FOR BB2, OR 3 FOR R->P ? 1
TYPE X, Y, THETA ? .834679? 0? .383
X' = .83466, Y' = 5.57898E-3
TYPE 1 FOR BB1, 2 FOR BB2, OR 3 FOR R->P ? 1
TYPE X, Y, THETA ? .83466? -.550739? -42.367
X' = .245545, Y' = -.969374
TYPE 1 FOR BB1, 2 FOR BB2, OR 3 FOR R->P ? 3
TYPE X, Y ? -.969374? 5.57898E-3
R = .96939, PHI = 179.67
TYPE 1 FOR BB1, 2 FOR BB2, OR 3 FOR R->P ? 3
TYPE X, Y ? .245545? .96939
R = 1, PHI = 75.7858
TYPE 1 FOR BB1, 2 FOR BB2, OR 3 FOR R->P ?
STOP # 80
PRINT 75.7858*69.1 5236.8
```

*Listing 4: A test case for the algorithm that gives great circle distance and heading between points on the earth.*

from station 1 toward station 2, and  $D$ , the great circle distance between stations.

$$\begin{aligned} &\text{Call BB 1 } (1, 0, \phi_2; C2, S2) \\ &\text{Call BB 1 } (C2, 0, \lambda_1 - \lambda_2; t1, t2) \\ &\text{Call BB 1 } (t1, S2, -\phi_1; t3, t4) \quad (\text{Eq 17}) \\ &\text{Call R}\rightarrow\text{P } (t4, t2; t5, A) \\ &\text{Call R}\rightarrow\text{P } (t3, t5; t6, d) \end{aligned}$$

As a test,  $t6 = 1$ . The angle  $d$  is the distance  $D$  in angular units. If  $d$  is in degrees, multiply by 60 to get  $D$  in nautical miles; by 69.1 to get statute miles; or by 111.2 to get kilometers. This algorithm is approximate because it assumes a spherical earth. As a test case:  $\lambda_1 = 71.05^\circ, \phi_1 = 42.367^\circ$  (Boston),  $\lambda_2 = 70.667^\circ, \phi_2 = -33.417^\circ$  (Santiago de Chile on the west coast of South America); get  $A = 179.7^\circ$  (slightly east of south) and  $D = 5237$  statute miles. This test case is shown in listing 4.

The derivation of this algorithm is also left as an exercise for the reader. [As a hint: two approaches are possible. One approach begins with figure 6 in Smart (1962) and uses spherical trigonometry. Another approach, mentioned by Volder (1959), uses rotation matrices and views the problem in terms of coordinate transformations. Calculator algorithms for this and some similar problems are in Ball (1978), appendix A.7.] ■

## REFERENCES

- Ball, J A, "Pointing and Range on a Pocket Calculator," *Ham Radio Magazine*, February 1978, page 40.
- Ball, J A, *Algorithms for RPN Calculators*, John Wiley Co, 1978.
- Cochran, D S, "Algorithms and Accuracy in the HP-35," *Hewlett-Packard Journal*, June 1972, page 10.
- Egbert W E, "Personal Calculator Algorithms II: Trigonometric Functions," *Hewlett-Packard Journal*, June 1977, page 17.
- Meggitt, J E, "Pseudo Division and Pseudo Multiplication Processes," *IBM Journal*, April 1962, page 210.
- Rheinstein, J, "Simple Algorithms for Calculating Elementary Functions," *BYTE*, August 1977, page 142.
- Smart, W M, *Textbook on Spherical Astronomy*, 5th Edition, Cambridge University Press, England, 1962.
- Volder, J E, "The CORDIC Trigonometric Computing Technique," *IRE Transactions on Electronic Computers*, September 1959, page 330.
- Walther, J S, "A Unified Algorithm for Elementary Functions," *Proceedings, Spring Joint Computer Conference*, 1971, page 379.

# "HOT" NEW BOOKS FOR MICRO-COMPUTER PROS!

The latest in micro-computer books that people waited in line to buy!  
Now available by mail for the first time.



## How to Buy & Use Minicomputers & Microcomputers

By W. Barden, Jr.

Explores the basics; covers hardware, software, peripheral devices, programming languages & techniques; use for fun or profit! 240 pgs. #21351 ... \$9.95

## Microcomputer Primer

By M. Waite & M. Pardee

Explains it all: central processing unit, memory, input/output interfaces, programs. Discusses well-known models & shows how to program your own. 224 pgs. #21404 ... \$7.95

## Basic Primer

By M. Waite & M. Pardee

Covers BASIC fundamentals, program control, organization, functions & variations. With a game program & data on numbering systems & ASCII character codes. 192 pgs. #21586 ... \$8.95

## How to Program Microcomputers

By W. Barden, Jr.

Examines assembly-language programming of 8080, MC6800 & MCS6502 models. Explains concepts, operation & architecture. With precanned operations. 256 pgs. #21459 ... \$8.95

## Fundamentals of Digital Computers (2nd Ed.)

By D. Spencer

Explains computers, programming, hardware, BASIC, FORTRAN & COBOL languages, advanced concepts & computer center operation. 320 pgs. #21534 ... \$9.95.

## The 8080A Bugbook®: Microcomputer Interfacing and Programming

By Rony, Larsen & Titus

Emphasizes the computer as a controller. Covers principals & 4 basic tasks of computer interfacing. BUGBOOK® is a registered trademark of E&L Instruments, Inc., Derby, Conn. 06418. 416 pgs. #21447 ... \$10.50

## DBUG: An 8080 Interpretive Debugger

By C. Titus & J. Titus

How to use DBUG (a software debugging package) to develop & test programs. With documented hexadecimal & octal listings. 112 pgs. #21536 ... \$4.95

## Introductory Experiments in Digital Electronics and 8080A Microcomputer Programming and Interfacing

By Rony, Larsen & Titus

Covers basic gates thru microcomputer interrupts, with hardware & software examples. Experiments re: breadboarding, circuits, etc. over 416 pgs. each. Book 1: #21550 ... \$12.95. Book 2: #21551 ... \$10.95. Both: #21552 ... \$20.95

## NCR Data Communications Concepts

By NCR Corp.

Explores concepts, techniques & limitations of data communications: telephone-based & others. 208 pgs. #21548 ... \$6.95

## NCR Data Processing Concepts Course

By NCR Corp.

Intro to data processing, computers & digital logic. Covers input/output devices, memories, control. 256 pgs. #21547 ... \$7.95

## Understanding CMOS Integrated Circuits (2nd Ed.)

By R. Melen & H. Garland

Begins with basic digital ICs; covers semiconductor physics, CMOS fabrication technology & design, & advanced CMOS applications. 144 pgs. #21598 ... \$5.95

## Transistor-Transistor Logic (2nd Ed.)

By G. Flynn

Discusses digital logic & different types of logic circuits used in the TTL functional class. With block diagrams, schematics, logic truth tables. 288 pgs. #21572 ... \$6.95

SAVE 10% when you order 3 or more!

Examine any book(s) at NO RISK for 15 Days!

315

## Clip Out-Mail Today!

**YES**—Please send me the book(s) indicated below. If I'm not completely satisfied, I may return any or all within 15 days of receipt for full credit or refund. Add sales tax where applicable.

- |                                |                                |                                |
|--------------------------------|--------------------------------|--------------------------------|
| <input type="checkbox"/> 21351 | <input type="checkbox"/> 21447 | <input type="checkbox"/> 21552 |
| <input type="checkbox"/> 21404 | <input type="checkbox"/> 21536 | <input type="checkbox"/> 21547 |
| <input type="checkbox"/> 21586 | <input type="checkbox"/> 21550 | <input type="checkbox"/> 21598 |
| <input type="checkbox"/> 21459 | <input type="checkbox"/> 21551 | <input type="checkbox"/> 21572 |

I have checked 3 or more titles and deducted my 10% savings.

Name (Please Print) \_\_\_\_\_

Address \_\_\_\_\_

City \_\_\_\_\_

State \_\_\_\_\_ Zip Code \_\_\_\_\_ Total: \$ \_\_\_\_\_

State \_\_\_\_\_ Zip Code \_\_\_\_\_

Check  Money Order  Master Charge  Visa/BankAmericard

Exp. Date \_\_\_\_\_

Account No.: \_\_\_\_\_

Interbank No.: \_\_\_\_\_

(Master Charge only)

Signature: \_\_\_\_\_

Minimum credit card purchase: \$10.00 MY 53

MAIL TO:  
**Howard W. Sams & Co., Inc.**  
4300 W. 62nd St.  
Indianapolis, IN 46206

Prices subject to change 6 months after issue date.

# Tic-Tac-Toe:

## A Programming Exercise

Delmer D Hinrichs  
2116 SE 377th Av  
Washougal WA 98671

Computer and calculator games serve at least four useful functions:

- Developing logic and mathematical skills.
- Demonstrating programming methods.
- Demonstrating operation of the computer.
- Providing entertainment.

Keeping these possibilities in mind, let us examine the problem of developing a program to enable the computer to play tic-tac-toe with the user.

The game of tic-tac-toe at first appears to be a trivial game. New players quickly learn that a game played rationally by both sides must end in a draw. But being unbeatable does not mean you have mastered the game. The skilled player sets traps in the form of forks so that there are two ways to complete a row of three, only one of which can be blocked by the opponent. There are 15,120 different sequences for the first five moves alone, counting rotations and reflections, but these may be reduced to a manageable number of possibilities. There are only three basic opening moves: center, side, and corner. The corner opening is strongest; only by taking the center can the second player avoid an immediate trap. With a side opening or with a center opening, the second player has four choices to avoid an immediate trap. For the side opening game, these safe choices are the three adjacent cells or the opposite side. For the center opening game, the safe choices are the four corners.

There are a number of tic-tac-toe programs already available, so why write another one? Many of these programs play a very passive game, and some even allow the user to win. If the user can win, it follows that the computer response was a mistake. Actually, the computer response may be a mistake even if it does *not* allow a user win (it may fail to take advantage of an opportunity to set a trap). I have designed an ag-

gressive program that allows no user wins, and that takes every possible opportunity to set a trap. The user has to play a perfect game to get even a draw.

### System Considerations

It is assumed that either a printer or a video terminal is to be used for input and output. The user's responses to program questions may be entered as Y or N (for yes or no), and user moves during the game may be entered as single digits 1 thru 9. Each digit represents one of the nine cells of the playing board (see figure 1a). The printer or video terminal allows a 2-D display of the tic-tac-toe playing board, including the positions of all computer and user moves.

### Program Planning

There are several possible ways of programming a tic-tac-toe game. One way is to identify all possible board configurations (as is done in the game of Hexapawn) and then to make the proper response for each configuration. For tic-tac-toe, this would involve an unreasonable number of possibilities. Another approach is to check the center cell, take it if it has not been taken, and otherwise take a corner cell, etc. This leads to a passive and irrational game. The algorithm used in my program is as follows:

1. Randomly select a center, side, or corner opening move.
2. Check the user's response to be sure it is a legal move before entering it onto the board.
3. Based upon the user's response, select a sequence of forcing moves so that the user must next make a predetermined move or lose the game.
4. If possible, set a trap (fork).
5. For variety, randomly select alternate strategies for setting traps.
6. After either a computer win or a draw game, print an appropriate message (remember that it is not possible for the user to win).



## TRS-80 LEVEL II AND DOS

### GENERAL SUBROUTINE FACILITIES 'GSF'

Collection of fast easy-to-use machine language routines.  
 IN-MEMORY SORT with multiple variables and keys.  
 SORT 1000 - Element array in 9 seconds.  
 ARRAY read/write to tape. compress/uncompress/move data.  
 SCREEN scrolling. save screen displays. and more.

### DISK SORT PROGRAM 'DSP'

SORT/MERGE multi-diskette files. Fast and easy to use.  
 MULTIPLE variables and keys. User input/output sort exits.  
 Includes GSF machine language in-memory sort. etc. 32 or 48K.

### RENUMBER WITH 'REMODEL' - MERGE WITH 'PROLOAD'

REnumber any section or an entire program.  
 MOve program segments. DElete program lines.  
 All line references readjusted as required.  
 COMBINE programs with renumber and merge.  
 LOAD or SAVE any portion of program from tape.

### COPY SYSTEM TAPES WITH 'COPYS'

COPY and VERIFY machine language object tapes.  
 MERGE object tapes to form single load module.

### MICROCOMPUTER CASSETTES 'C-20's'

SPECIAL formulation optimized for microcomputers.  
 Extremely broad FREQUENCY response. Clean recordings.  
 Exceptional DENSITY characteristics. Broad range. Consistency.

*Dealer Inquiries Invited*

REMODEL	Order TS21Dat \$24.95
REMODEL + PROLOAD	Order TS22Dat \$34.95
GENERAL SUBROUTINE FACILITIES	Order TS25Dat \$24.95
DISK SORT PROGRAM	Order TS26Dat \$34.95
Must specify 16. 32. or 48K on above.	System house discounts.
COPYS (Not DOS)	Order TS24D at \$14.95
For TAPES that TEST best	Order 10 ea at \$14.95
User Manuals \$3.00 refundable on program purchase.	

**RACET COMPUTES**  
 702 Palmdale, Orange CA 92665

Check. VISA. M/C. C.O.D.  
 Calif. residents add 6%  
 (714) 637-5016

## READY-TO-RUN SOFTWARE FOR YOUR NORTH STAR COMPUTER

**NEW! LANGUAGE TRANSLATOR PKG.** \$60.00  
 ENGLISH TO JAPANESE - Teaches rudimentary conversational Japanese - easy to use, easy to learn.

**TUTORIAL III** \$40.00  
 Release version 4, covers many new commands plus customizing program for BASIC.

**INTEGRATED BUSINESS SYSTEM** \$175.00  
 Designed for dual floppy drive system - contains A/P; A/R; Pay; Gen. Ledger; Letter Generator; Bus Stat; Inventory; Sales/Sales Analysis.

**MEDICAL/PROFESSIONAL BILLING** \$35.00  
 Doctors, Lawyers and Dentists - use this to issue statements, track receivables, age accounts, etc.

**MAILING LABEL PROGRAM** \$35.00  
 Lots of help for your direct mail program. Add, delete, maintain mailing list and print labels.

ALL SOFTWARE PACKAGES ARE WRITTEN IN BASIC ON DISKETTE ONLY

**Send for Free Catalog**

Packages containing Program Listings only are available.

**(714) 774-1270**

**AJA AJA SOFTWARE**  
 P.O. Box 2528 • Orange, CA 92669

To further improve service to our customers we have installed a toll-free WATS line in our Peterborough, New Hampshire office.

**BYTE's New Toll-free Subscriber W.A.T.S. Line**

If you would like to order a subscription to BYTE, or if you have a question related to a BYTE subscription, you are invited to call \*

(800)258-5485

between 8:00 AM and 4:30 PM Eastern Time. (Friday 8 AM - Noon).

**(800) 258-5485**

We thank you and look forward to serving you.

\*Calls from continental U.S. only.

9178

## T.D.Q. TAPE DATA QUERY

PET-8 K SOL-IIA TRS-80-LEVEL II

### \*FILE MANAGEMENT SYSTEM

-UTILIZES DUAL AUDIO CASSETTE RECORDERS

### \*INTERACTIVE QUERY LANGUAGE

-ENGLISH-LIKE COMMANDS

-POWERFUL INFO RETRIEVAL CAPABILITY

### \*COMPUTERIZED BUSINESS & PERSONAL RECORDS

-CUSTOMIZE YOUR OWN FILE STRUCTURES

-CREATE & MAINTAIN DATA FILES

-NO PROGRAMMING EXPERIENCE REQUIRED

### \*IMPLEMENTED IN BASIC

**T.D.Q. CASSETTE WITH MANUAL & REF. CARD** \$50.00

THE FOLLOWING PRE-DEFINED T.D.Q. FILE STRUCTURES ARE AVAILABLE TO SOLVE YOUR DATA PROCESSING NEEDS:

INVENTORY CONTROL	\$35.00
ACCOUNTS RECEIVABLE	\$35.00
ACCOUNTS PAYABLE	\$35.00
ORDER PROCESSING	\$35.00
CUSTOMER DIRECTORY	\$25.00
APPOINTMENT SCHEDULING	\$25.00

EACH WITH CASSETTE AND MANUAL

SEND SELF-ADDRESSED STAMPED ENVELOPE FOR COMPLETE SOFTWARE CATALOGUE.  
 SEND CHECK OR MONEY-ORDER TO:

**H. GELLER COMPUTER SYSTEMS**  
 DEPT. B, P.O. BOX 350  
 NEW YORK, NY 10040

(NEW YORK RESIDENTS ADD APPLICABLE SALES TAX)

There are a number of special cases that complicate things. The program must correctly handle *all* possibilities.

### Implementation

The program first checks to see if the operator needs instructions for playing the game. If so, they are printed out, including a

tic-tac-toe board with the number of each cell indicated. Note that the board array (B), which holds the contents of all nine board cells, is not a string array; instead, the number which corresponds to the desired ASCII character is stored and then converted to an ASCII character at board display time.

Program initialization is necessary to insure that the first and all subsequent games start off correctly. The initial computer move is selected by using the RND function,

*Text continued on page 202*

*Listing 1: Tic-tac-toe program written in BASIC.*

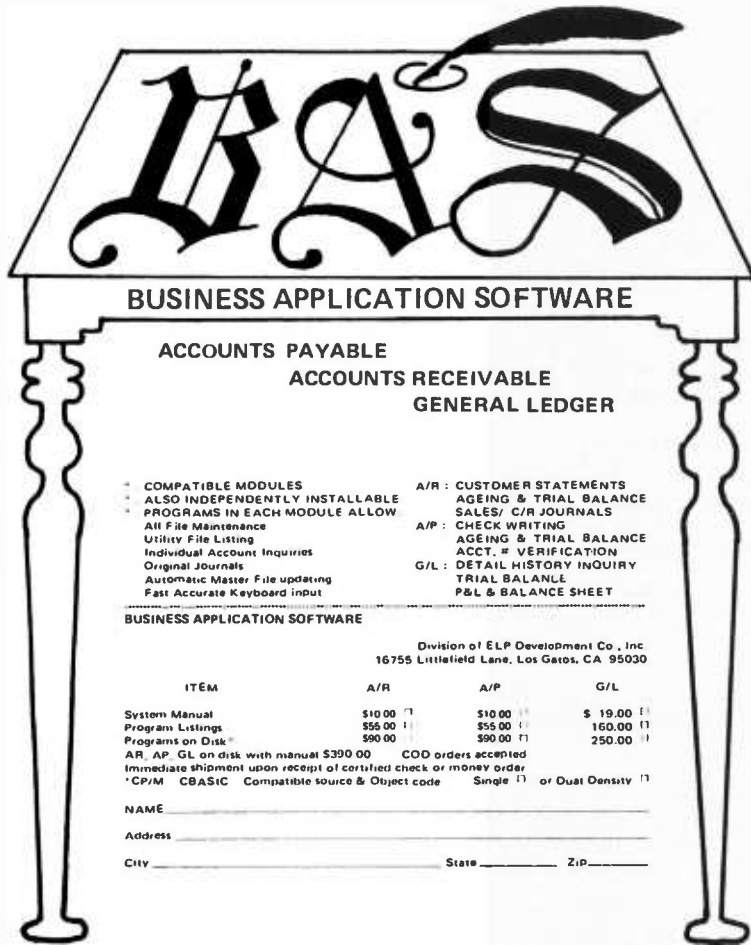
```

10 PRINT " *** RATIONAL TIC-TAC-TOE ***"
20 REM
30 REM   A PROGRAM BY D D HINRICHS IN TDL 8 K BASIC
40 REM                                     APRIL 1977
50 PRINT
60 INPUT "DO YOU WANT INSTRUCTIONS (Y OR N) " ; A$
70 IF A$ = "N" THEN 230                : REM SKIP INSTRUCTIONS
80 N = 48
85 FOR I = 1 TO 9
90 B(I) = N + I                        : REM SET EACH BOARD CELL TO ITS NO.
100 NEXT I
110 PRINT
120 PRINT "THIS PROGRAM PLAYS AN AGGRESSIVE GAME OF TIC-TAC-TOE. IF"
130 PRINT "YOU MAKE ANY MISTAKE, THE COMPUTER WILL WIN. IF YOU PLAY"
140 PRINT "A PERFECT GAME, YOU WILL GET A DRAW. THE PLAYING BOARD IS"
145 PRINT "DISPLAYED AS FOLLOWS:"
150 GOSUB 1780                          : REM DISPLAY PLAYING BOARD
160 PRINT
170 PRINT "TO MAKE YOUR MOVE, ENTER THE DIGIT (1 - 9) THAT REPRESENTS"
180 PRINT "THE BOARD CELL YOU WISH TO OCCUPY, THEN ENTER A CARRIAGE"
190 PRINT "RETURN. THE COMPUTER WILL THEN CALCULATE ITS RESPONSE AND"
195 PRINT "DISPLAY THE UPDATED BOARD. AT THE START, THE COMPUTER WILL".
200 PRINT "RANDOMLY CHOOSE A CENTER, CORNER, OR SIDE OPENING MOVE."
205 PRINT
210 PRINT "COMPUTER MOVES ARE:          X"
220 PRINT "YOUR MOVES ARE:             O"
230 F = RND(-1)
250 DATA 4,6,8,2,3,7,0,9,0,0, 7,3,1,4,9,3,7,6,9,4
260 DATA 2,8,6,4,1,9,0,7,0,0, 1,9,3,7,2,7,3,8,9,2
270 DATA 9,1,8,2,7,3,7,1,2,9, 8,2,1,9,6,4,0,3,0,0
280 DATA 9,1,6,3,4,1,9,7,4,3, 6,4,2,8,7,3,0,1,0,0
290 DATA 5,8,7,3,6,4,0,9,0,0, 5,8,6,4,1,9,0,7,0,0
300 DATA 1,3,5,9,8,5,8,3,1,7, 1,3,7,4,6,0,9,0,8,0
310 DATA 3,1,5,7,8,5,8,3,1,7, 1,3,5,8,9,0,0,0,0,0
320 DATA 1,5,7,4,6,3,6,5,7,4, 3,1,5,8,7,0,0,0,0,0
330 DATA 4,7,5,6,9,5,9,7,4,3, 9,5,7,8,4,7,4,9,5,8
340 DATA 5,9,2,8,3,3,2,9,5,6, 5,9,3,2,7,2,3,5,8,9
350 DATA 2,3,5,8,9,9,5,3,2,6, 3,2,5,9,7,7,4,5,3,9
360 DATA 7,4,3,5,2,3,2,7,4,5
440 REM
450 REM ENTRY POINT TO INITIALIZE FOR A NEW GAME
455 RESTORE                              : REM RESET DATA POINTER TO START
460 E = 0
465 F = INT(RND(1)*2)                    : REM SET FLAG TO 0 OR 1
470 G = 1
475 H = 0
480 C1 = 10
490 C2 = 10
500 N = 0
510 FOR I = 1 TO 9
520 B(I) = 32                            : REM SET BOARD CELLS TO BLANKS
530 NEXT I
550 REM INITIAL COMPUTER MOVE IS 0, 1, OR 2 (0 THEN CHANGED TO 5)
570 C = INT(RND(1)*3)                    : REM SELECT INITIAL MOVE
580 IF C = 0 THEN C = 5                   : REM CENTER OPENING GAME
590 U = 10 - C                            : REM PUT COMPUTER MOVE IN CELL,
600 GOSUB 2100                            : REM DISPLAY BOARD, ACCEPT 1ST USER MOVE
630 IF C = 5 THEN 1720                    : REM CENTER OPENING GAME
640 IF C = 2 THEN 1320                    : REM SIDE OPENING GAME
650 IF U = 5 THEN 940                     : REM CORNER GAME, 1ST USER MOVE 5
670 R = 10 * U + 140                      : REM FIND RESPONSES FOR CORNER GAME
680 IF U > 5 THEN R = R - 10
700 E = 1                                  : REM REENTRY POINT FOR 5-UNIT RESPONSES
720 IF F = 1 THEN R = R + 5
740 F = 1                                  : REM REENTRY POINT FOR 7-UNIT RESPONSES
742 IF R = 0 GOTO 770
745 FOR I = 1 TO R
750 READ C                                  : REM INCREMENT DATA POINTER TO 1ST RESPONSE
760 NEXT I

```

*Listing 1 continued on page 200*





**BAS**

**BUSINESS APPLICATION SOFTWARE**

ACCOUNTS PAYABLE  
ACCOUNTS RECEIVABLE  
GENERAL LEDGER

- COMPATIBLE MODULES
- ALSO INDEPENDENTLY INSTALLABLE
- PROGRAMS IN EACH MODULE ALLOW
  - All File Maintenance
  - Utility File Listing
  - Individual Account Inquiries
  - Original Journals
  - Automatic Master File updating
  - Fast Accurate Keyboard input

**BUSINESS APPLICATION SOFTWARE**

Division of ELP Development Co., Inc.  
16755 Littlefield Lane, Los Gatos, CA 95030

ITEM	A/R	A/P	G/L
System Manual	\$10.00	\$10.00	\$ 19.00
Program Listings	\$55.00	\$55.00	160.00
Programs on Disk*	\$90.00	\$90.00	250.00

AR, AP, GL on disk with manual \$390.00    COD orders accepted  
Immediate shipment upon receipt of certified check or money order  
\*CP/M CBASIC Compatible source & Object code    Single or Dual Density

NAME \_\_\_\_\_  
Address \_\_\_\_\_  
City \_\_\_\_\_ State \_\_\_\_\_ Zip \_\_\_\_\_

# SHOULD it be a Heathkit® ?

Whether you are considering the purchase of an additional peripheral or your first computer you should know more about Heathkit® computer products. Heathkit® has a continuing commitment to selling well-documented computer kits and software. Are they for you? How can you find out?

Read Buss: The Independent Newsletter of Heath Co. Computers, where information on new products is printed as it leaks out of Benton Harbor, not held back to suit a marketing plan. Buss is not a company-controlled publication, so it can deal with weaknesses of Heathkit® products as well as their strengths. It features news of compatible hardware and software from other vendors. Every Buss issue has candid accounts of experiences of Heathkit® owners. Results of their discoveries, which often include hardware modifications, save subscribers headaches--and money. That's proven by two years' experience. So Buss can guarantee a full refund any time you're not satisfied.

Buss is mailed first class (by airmail outside North America). The 24-issue subscription gives you the choice of starting with the latest issue or with available back issues (about 8 are still in stock). Send \$ 8.00 for 12 issues or \$ 15.25 for 24 (overseas, \$10.00/12; \$19.25/24 US funds) to: Buss

325-B Pennsylvania Ave., S.E.  
Washington, DC 20003

## The Independent Newsletter of Heath Co. Computers

Announcing . . .

## SMALL BUSINESS COMPUTERS Magazine

The magazine for users and potential users of small business computer products and services

- The monthly magazine for businessmen in the process of purchasing or installing their first computers
- The practical *how to* publication written in non technical language and stressing business applications for small computer systems. Each monthly issue includes:

**FEATURE SURVEY REPORTS:** Such as, *Software Packages for Small Business Applications, Small Manufacturing Systems, Inventory Control Systems, Microcomputer Business Applications,* and so on

**APPLICATION STORIES:** Real-life examples of computer applications in the small business environment - capabilities, benefits, what to watch for, and much more of direct interest to the small businessman

**COMPUTER PROFILES • IDEAS AND INNOVATIONS • INFORMATIVE ADS**

**SPECIAL CHARTER SUBSCRIPTION**  
12 issues @ 50% off

Receive the next 12 issues of *Small Business Computer Magazine* for just \$9 . . . 50% off the cover price

Mail the coupon today to: **SMALL BUSINESS COMPUTERS Magazine**  
33 Watchung Plaza • Montclair, NJ 07042

**SMALL BUSINESS COMPUTERS Magazine • 33 Watchung Plaza • Montclair, NJ 07042**

YES. Enter my charter subscription at the 50% price cost of \$9 for 12 monthly issues.

Check enclosed.     Bill me.

Name \_\_\_\_\_  
Organization \_\_\_\_\_  
Address \_\_\_\_\_  
City/State \_\_\_\_\_ Zip \_\_\_\_\_  
BY 5/79

## ED SMITH'S SOFTWARE WORKS

ANNOUNCES **RRMAC**

### AN M6800 SYSTEM RELOCATABLE RECURSIVE MACROASSEMBLER & LINKING LOADER

**ATTENTION ALL PROGRAMMERS:** If you have been looking for an assembler with real macro capabilities, then **RRMAC** is the one for you.

Character replacement is the crux of macro expansion. **RRMAC** allows unlimited character replacement in any field of a macro model statement. **RRMAC**'s argument notation can specify replacement from any field, subfield, sublist or substring of the macro call statement. **RRMAC**'s set of macro directions supports both global and local set symbols. Set symbols can be based on either arithmetic expressions or character expressions. Macro model statements can determine attributes of set symbols or macro arguments. **RRMAC** allows macros to define new macros and to call other macros. Macro calls can be recursive, that is, a macro may call itself.

**RRMAC** contains a mini co-resident editor, allows spooling if desired, supports insert files, retains TSC Text Editor source code compatibility, plus many other programmer convenience features.

**RRMAC** can be furnished on cassette or mini-floppy in either 8SB or Mini-Flex format. Comes complete with linking loader, Instruction Manual/Programmers Guide & an extensively commented assembly listing.

M68RR . . . cassette . . . \$160.00  
M68RR-D . . . 8SB disc . . . \$180.00  
M68RR-F . . . FLEX disc . . . \$180.00

A 6800 to 6809 cross assembler version of **RRMAC** will be available in June.

Order directly by check or MC/Visa. California residents add 6% sales tax. Customers outside of U.S. or Canada add \$5 for air postage & handling.

Dealer inquiries welcome.

Ed Smith's **SOFTWARE WORKS**  
P.O. Box 339, Redondo Beach, CA 90277, (213) 373-3360

```

770 REM REENTRY POINT FOR LOOP TO SELECT COMPUTER RESPONSES
780 F = F - 1
790 F = F * F : REM FLIP FLAG (0 TO 1 OR 1 TO 0)
800 READ C : REM SELECT COMPUTER RESPONSE FROM LIBRARY
810 C2 = C 1
820 C1 = C : REM UPDATE PREVIOUS COMPUTER RESPONSE
830 N = N + 1 : REM INCREMENT RESPONSE NO.
840 IF C = 0 OR C = U THEN 770 : REM IF SPACER OR MATCH, TRY AGAIN
850 B(C) = 88 : REM PUT COMPUTER MOVE IN CELL
860 IF C2 = 0 OR C = H THEN 1160 : REM DRAW GAME
870 IF F = 1 THEN 2070 : REM COMPUTER WINS
880 IF E = 0 THEN 900
890 IF N = 5 THEN 2070 : REM COMPUTER WINS
900 GOSUB 1780 : REM DISPLAY UPDATED BOARD
910 GOSUB 1980 : REM ACCEPT NEXT USER MOVE
920 GOTO 770 : REM LOOP TO SELECT NEXT RESPONSE
930 REM
940 REM CORNER OPENING GAME, FIRST USER MOVE WAS 5
950 U = 1 : REM PUT COMPUTER MOVE (9) IN CELL,
960 GOSUB 2100 : REM DISPLAY BOARD, ACCEPT 2ND USER MOVE
970 IF U = 3 OR U = 7 THEN 1220 : REM SECOND USER MOVE IS 3 OR 7
980 IF U = 4 OR U = 8 THEN G = 0 : REM SECOND USER MOVE IS 4 OR 8
990 GOSUB 2100 : REM CALC RESPONSE, DISPLAY, 3RD MOVE
1030 C = 7
1040 IF G = 0 THEN C = 3 : REM SET UP TRIAL COMPUTER MOVES
1050 IF C <> U THEN 2060 : REM TRIAL CORRECT, COMPUTER WINS
1060 GOSUB 2100 : REM OTHERWISE, CALC RESPONSE, DISPLAY, 4TH MOVE
1090 IF G = 0 THEN 1130
1095 C = 2
1100 IF B(2) <> 32 THEN C = 6 : REM SET UP TRIAL COMPUTER MOVES
1110 IF B(C) = 32 THEN 2060 : REM TRIAL CORRECT, COMPUTER WINS
1120 GOTO 1150
1130 C = 4
1135 IF B(4) <> 32 THEN C = 8 : REM SET UP TRIAL COMPUTER MOVES
1140 IF B(C) = 32 THEN 2060 : REM TRIAL CORRECT, COMPUTER WINS
1150 C = 10 - U : REM CALC FINAL MOVE FOR DRAW GAME
1155 B(C) = 88 : REM PUT COMPUTER MOVE IN CELL
1160 GOSUB 1780 : REM DISPLAY BOARD FOR DRAW GAME
1163 PRINT
1167 PRINT "CONGRATULATIONS - YOU GOT A DRAW THAT GAME"
1170 INPUT "DO YOU WANT TO PLAY ANOTHER GAME (Y OR N)"; A$
1180 IF A$ = "Y" THEN 450 : REM GO TO START NEW GAME
1190 PRINT
1195 PRINT "SO LONG UNTIL NEXT TIME THEN"
1200 STOP
1210 REM CORNER OPENING GAME, 1ST USER MOVE 5, 2ND USER MOVE 3 OR 7
1220 C0 = 2
1230 IF U = 3 THEN C0 = 4 : REM SET UP TRIAL COMPUTER MOVES
1240 GOSUB 2100 : REM CALC RESPONSE, DISPLAY, ACCEPT 3RD USER MOVE
1250 C = C0
1260 IF U = C THEN C = C + 4 : REM ADJUST TRIAL COMPUTER MOVES
1270 GOTO 2060 : REM COMPUTER WINS WITH ADJUSTED TRIAL MOVE
1310 REM
1320 REM SIDE OPENING GAME REENTRY POINT
1330 IF U = 8 THEN 1420 : REM SKIP IF FIRST USER MOVE IS 8
1340 R = 10 * U + 60 : REM FIND RESPONSES FOR SIDE GAME
1350 IF U = 1 THEN R = 80
1360 IF INT(U/2) = U/2 THEN 700 : REM RETURN TO SELECT RESPONSES
1370 IF U > 6 THEN E = 1
1380 GOTO 740 : REM RETURN TO SELECT RESPONSES
1400 REM
1410 REM SIDE OPENING GAME, FIRST USER MOVE IS 8
1420 B(9) = 88 : REM COMPUTER RESPONSE IS 9
1430 GOSUB 1780 : REM DISPLAY UPDATED BOARD
1440 GOSUB 1980 : REM ACCEPT SECOND USER MOVE
1450 IF U < 4 THEN 1560
1460 IF U > 5 THEN 1630
1470 B(3) = 88 : REM COMPUTER RESPONSE IS 3
1480 GOSUB 1780 : REM DISPLAY UPDATED BOARD
1490 GOSUB 1980 : REM ACCEPT THIRD USER MOVE
1500 C = 1
1510 IF U = 1 THEN C = 6 : REM COMPUTER RESPONSE IS 1 OR 6
1520 GOTO 2060 : REM COMPUTER WINS
1540 REM
1550 REM SIDE OPENING GAME, 1ST USER MOVE IS 8, 2ND USER MOVE IS 3 OR 1
1560 F = 0
1565 H = 6
1570 IF U <> 1 THEN 1600 : REM SET UP LAST 5 REPOSSES
1580 F = 1
1590 H = 4
1600 R = 140 : REM SET RESPONSE ENTRY POINT
1610 GOTO 700 : REM RETURN TO SELECT RESPONSES
1620 REM
1630 REM SIDE OPENING GAME, 1ST USER MOVE IS 8, 2ND USER MOVE IS 6 OR 7
1640 B(1) = 88 : REM COMPUTER RESPONSE IS 1

```

## 22 START-AT-HOME COMPUTER BUSINESSES

In "The Datasearch Guide to Low Capital,  
Startup Computer Businesses"

CONSULTING • PROGRAMMING • SOFTWARE PACKAGES  
• COM • FREELANCE WRITING • SEMINARS • TAPE/DISC  
CLEANING • FIELD SERVICE • SYSTEMS HOUSES •  
LEASING • SUPPLIES • PUBLISHING • TIME BROKERS •  
HARDWARE DISTRIBUTORS • SALES AGENCIES •  
HEADHUNTING • TEMPORARY SERVICES • USED  
COMPUTERS • FINDER'S FEES • SCRAP COMPONENTS •  
COMPUTER PRODUCTS AND SERVICES FOR THE HOME.  
Plus -- Loads of ideas on moonlighting,  
going full-time, image building, revenue  
building, bidding, contracts, marketing,  
professionalism, and more. No career  
planning tool like it. Order now. If not  
completely satisfied, return within 30  
days for full immediate refund.

• 8½ x 11 ringbound • 156 pp. • \$20.00

Phone Orders 901-382-0172



### DATASEARCH Incorporated

5694 Shelby Oaks Dr., Suite 105, Dept. B, Memphis, TN 38134

Rush \_\_\_\_\_ copies of "Low Capital Startup Computer Businesses" at \$20 per copy to me right away.

NAME/COMPANY \_\_\_\_\_  
ADDRESS \_\_\_\_\_  
CITY/STATE/ZIP \_\_\_\_\_

Check Enclosed     Bankamericard     Master Charge

# \_\_\_\_\_

## PET WORD PROCESSOR




This program permits composing and printing letters, flyers, advertisements, manuscripts, etc., using the COMMODORE PET and a printer.

Script directives include line length, left margin, centering, and skip. Edit commands allow the user to insert lines, delete lines, move lines and paragraphs, change strings, save onto cassette, load from cassette, move up, move down, print and type.

The CmC Word Processor Program addresses an RS-232 printer through a CmC printer adapter.

The CmC Word Processor program is available for \$29.50. Add \$1.00 for postage and handling per order.

Order direct or contact your local computer store.



**CONNECTICUT microCOMPUTER**  
150 POCONO ROAD  
BROOKFIELD, CONNECTICUT 06804  
(203) 775-9659  
TLX: 7104560052

★ A new star on the Horizon

Mike's

★ North Star DOS and BASIC now fully supported on double density 8" drives.

More than 500K storage per disk now possible.

### TIMESHARING

for the Horizon—

The only true interrupt-driven, bank switching timesharing software available for the Horizon.

Supports as many as four 5¼" drives, four 8" drives, and as many as four CRTs with 16 to 48 K RAM per CRT. Interrupts at 26 ms. Spooler and file locking to be supported in the near future.

Specify single (Release 4) or double density (Release 5).

Requires additional memory in computer.

A machine language program on 5¼" disk ..... \$49.95

Complete business application software available. Write for additional information. Dealer discounts available.

Thinker Toys dual density 8" drive and controller ..... \$1149

Additional drives ..... \$795

8" disk drive connector software on 5¼" disk included with drive(s) and controller without additional charge, or, separately ..... \$49.95

PerSci dual and quad density dual 8" drives to be supported in the near future.

Specify CPU clock speed and Release 4 BASIC or Release 5 BASIC.

North Star DOS and BASIC licensed for use with North Star disk controller only. All software shipped on 5¼" North Star ONLY.

Write for information about COMPUCORP computers.

### Micro Mike's PROGRAM LIBRARY

A one-time fee of \$500 (soon to be increased) buys for the purchaser continuous unlimited access to the programs, updates and revisions in the PROGRAM LIBRARY.

In stock: Intertec Intertubes . . \$874 ea.  
Slightly used (demonstrator ADM-3A CRTs, full upper & lower case \$695 ea.

Mike's

Micro Mike's, Incorporated

905 South Buchanan  
Amarillo, Texas 79101  
806-372-3633

1	2	3
4	5	6
7	8	9

Figure 1a: Cell numbers for the tic-tac-toe board.

```

  I   I
O I X I X
-----+-----+-----
  I X I O
-----+-----+-----
  I O I X
  I   I

```

Figure 1b: A typical print-out of a tic-tac-toe board.

Text continued from page 198:

which calculates a random (actually pseudo-random) number between 0 and 1. This number is then multiplied by 3, and only the integer part saved to form a random 0, 1, or 2. Then 0 (later changed to 5), designates a center opening game, 1 a corner opening game and 2 a side opening game. Variable F (flag), which selects alternate computer strategies, is also randomly set to 0 or 1.

In this program, the response library is entered with DATA statements. The program's opening move and the initial user response are used to determine where to start reading in the response library. The library contains sequences of digits which represent the program's forcing moves. For 13 of the 24 possible combinations of opening move and user move, there are two possible winning strategies for the program, one of which is selected depending upon the status of variable F. Thus, even with the same opening move and the same initial user move, the program's responses may vary. Each of these winning strategies, which results in a fork, has five digits. These

digits are selected sequentially for the program's responses. If the selected response is the same as the user's move, the user has blocked that row and the next digit is selected by using a loop. The digits in the even numbered positions and the fifth (last) digit represent winning responses, and control is diverted to a win routine which prints the board and the computer winning message.

Two more of the 24 possible combinations have only one strategy for a sure program win, but the program responses are handled in the same manner.

Six of the 24 possible combinations do not have a forced win strategy. These are handled by a 7 digit string of forcing moves that may end in a draw. These 7 digit strings have a 0 spacer inserted before the seventh digit to trigger diversion to the draw routine. The latter prints the board and a draw message after the seventh digit has been selected. A separate test causes a jump to the next digit if a zero spacer is detected as a program response.

That leaves three cases that require spe-

Listing 1 continued from page 200:

```

1650 GOSUB 1780
1660 GOSUB 1980
1670 C = 3
1680 IF U = 3 THEN C = 5
1690 GOTO 2060
1700 REM
1710 REM CENTER OPENING GAME REENTRY POINT
1720 R = U * 10 - 10
1730 IF U > 5 THEN R = R - 10
1740 IF INT(U/2) = U/2 THEN 700
1750 GOTO 740
1760 REM
1770 REM DISPLAY SUBROUTINE TO PRINT UPDATED PLAYING BOARD
1780 PRINT
1790 PRINT TAB(4) "I I"
1800 PRINT TAB(2) CHR$(B(1)); "I "; CHR$(B(2)); "I "; CHR$(B(3))
1810 PRINT "-----+-----+-----"
1820 PRINT TAB(2) CHR$(B(4)); "I "; CHR$(B(5)); "I "; CHR$(B(6))
1830 PRINT "-----+-----+-----"
1840 PRINT TAB(2) CHR$(B(7)); "I "; CHR$(B(8)); "I "; CHR$(B(9))
1850 PRINT TAB(4) "I I"
1860 RETURN
1960 REM
1970 REM SUBROUTINE TO ACCEPT AND CHECK NEW USER MOVE
1980 INPUT "YOUR MOVE IS "; U
1990 IF U < 1 OR U > 9 THEN 2030
2000 IF INT(U) <> U THEN 2030
2010 IF B(U) <> 32 THEN 2030
2020 B(U) = 79
2025 RETURN
2030 PRINT "YOUR MOVE IS ILLEGAL. TRY AGAIN"
2040 GOTO 1980
2050 REM
2055 REM ROUTINE FOR WHEN THE COMPUTER WINS THE GAME
2060 B(C) = 88
2070 GOSUB 1780
2075 PRINT
2080 PRINT "***** I WON *****"
2090 GOTO 1170
2100 REM
2110 REM SUBROUTINE FOR COMBINED CALC, ENTERING, BOARD DISPLAY, USER MOVE
2120 C = 10 - U
2130 B(C) = 88
2140 GOSUB 1780
2150 GOSUB 1980
2160 RETURN
2170 END
: REM DISPLAY UPDATED BOARD
: REM ACCEPT THIRD USER MOVE
: REM COMPUTER RESPONSE IS 3 OR 5
: REM COMPUTER WINS
: REM FIND RESPONSES FOR CENTER GAME
: REM RETURN TO SELECT RESPONSES
: REM RETURN TO SELECT RESPONSES
: REM NEW GAME?

```

cial handling. One is similar to the six cases of the preceding paragraph except that the last move is not a forcing move. To avoid a false win-test on the sixth (even) digit, zeros are inserted as spacers before the sixth and also before the seventh response digits.

The last two cases are more difficult, and somewhat similar. In each case it would be possible to use a series of forcing moves ending in a draw if the user simply blocked each potential row of three as it occurred. In each case, it is also possible to forego a first response forcing move, and instead to set a trap if the nonforced user move is not correct. I used the latter method in this program. This requires checking the second user move and then making the correct response to that move. A number of extra program steps are required to do this, but the program now plays a rational game.

#### Other Systems?

Some BASICs may not have some of the features used in this program, such as logical operators, ASCII code to character conversion, string variables, prompting INPUT statements, or PRINT TAB. These operations can normally be duplicated in other BASICs by slight program changes. If you would like a copy of this program in its Hewlett-Packard HP-67 programmable calculator form, send me two blank magnetic cards and a stamped, self-addressed envelope, and I will send it to you along with the slightly different instructions.

#### Conclusions

This game program exercise demonstrates the programming requirements for even a fairly simple problem:

1. Thoroughly evaluate the problem, to be sure that all possibilities are allowed for.
2. Consider the limitations and special features of the system to be used.
3. Decide exactly what you want to program to do, and then program to do it in a logical, straightforward manner.
4. Plan for ease of input and clarity of output.
5. Document so that others (and yourself at a later date) can readily understand the program.

In programming for this game, you may have found some pointers on logic and program planning. In any case, the completed program may be used to demonstrate system operation while entertaining your family and friends. ■

# SUPER SOFTWARE!

**MICROWARE 6800 SOFTWARE IS INNOVATION AND PERFORMANCE**

#### **NEW** LISP Interpreter

The programming language LISP offers exciting new possibilities for microcomputer applications. A highly interactive interpreter that uses list-type data structures which are simultaneously data and executable instructions. LISP features an unusual structured, recursive function-oriented syntax. Widely used for processing, artificial intelligence, education, simulation and computer-aided design. 6800 LISP requires a minimum of 12K RAM.  
Price \$75.00

#### **A/BASIC Compiler**

The ever-growing A/BASIC family is threatening old-fashioned assembly language programming in a big way. This BASIC compiler generates pure, fast, efficient 6800 machine language from easy to write BASIC source programs. Uses ultra-fast integer math, extended string functions, boolean operators and real-time operations. Output is ROMable and RUNS WITHOUT ANY RUN-TIME PACKAGE. Disk versions have disk I/O statements and require 12K memory and host DOS. Cassette version runs in 8K and requires RT/68 operating system.  
Price: Disk Extended Version 2.1 \$150.00  
Cassette Version 1.0 \$65.00

#### **NEW** A/BASIC Source Generator

An "add-on" option for A/BASIC Compiler disk versions that adds an extra third pass which generates a full assembly-language output listing AND assembly language source file. Uses original BASIC names and inserts BASIC source lines as comments. SSB and SWTPC Minifix version available.  
Price: \$50.00

#### **NEW** A/BASIC Interpreter

Here it is—a super-fast A/BASIC interpreter that is source-compatible with our A/BASIC compiler! Now you can interactively edit, execute and debug A/BASIC programs with the ease of an interpreter—then compile to super efficient machine language. Also a superb stand-alone applications and control-oriented interpreter. Requires 8K RAM. The cassette version is perfect for Motorola D2 Kits.  
Price: \$75.00

#### **RT/68 Real Time Operating System**

MIKBUG—compatible ROM that combines an improved monitor/debugger with a powerful multitasking real-time operating system. Supports up to 16 concurrent tasks at 8 priority levels plus real time clock and interrupt control. Thousands in use since 1976 handling all types of applications. Available on 6830 (MIKBUG-type) or 2708 (EPROM-type) ROM. Manual is a classic on 6800 real-time applications and contains a full source program listing.  
Price: RT68MX (6830) \$55.00  
RT68MXP (2708) \$55.00

#### **6800 CHESS**

A challenging chess program for the 6800. Two selectable difficulty levels. Displays formatted chess board on standard terminals. Requires 8K memory. Machine language with A/BASIC source listing.  
Price: \$50.00

#### **ELIZA**

6800 version of the famous MIT artificial intelligence program. The computer assumes the role of a psychoanalyst and you are the patient. This unusual program is unique because the dialog with the computer is in unstructured plain English. An impressive demonstration program.  
Price: \$30.00

Our software is available for most popular 6800 systems on cassette or diskette unless otherwise noted. Disk versions available on S.S.B., SWTPC, or Motorola MDOS. Please specify which you require. Phone orders are welcomed. We accept MASTERCHARGE and VISA. We try to ship orders within 24 hours of receipt. Please call or write if you require additional information or our free catalog. Microware software is available for OEM and custom applications.

**MICROWARE**  
SYSTEMS CORPORATION

P.O. BOX 4865  
DES MOINES, IA 50304  
(515) 285-8121

# Clubs and Newsletters

## The Birmingham Microprocessor Group Computer Club

The Birmingham Microprocessor Group Computer Club meets on the fourth Sunday of each month. Meeting time is 2 PM at the Park Memorial Branch of the public library, 1814 11th Av S, Birmingham. The rear entrance to the building should be used. Membership dues are \$6 per year which includes their newsletter. For more information, write POB 8072, Birmingham AL 35218.

## New Apple Computer Club in North Carolina

A new Apple computer club, the Carolina Apple Core, has been founded in the Durham-Raleigh-Chapel Hill NC area. The meeting format consists of monthly meetings on the third Tuesday of each month at different locations. Annual dues are \$5 with a monthly newsletter and software library developing. At least two Apple computers with dual disk drives will be attendant at each meeting. Dynamic programs featuring Apple captions are scheduled monthly, with seminars on Apple topics

scheduled at other times during the month for the novice or the professional. The club is interested in exchanging information and software with other clubs. Contact Carolina Apple Core, 5212 Inglewood Ln, Raleigh NC 27609.

## MUMPS Users Group

In an attempt to reach a larger MUMPS area, the MUMPS Users Group has switched to a controlled circulation magazine format. The intention is to publish the magazine quarterly with each issue featuring a major MUMPS applications package, a number of unique applications, facts on new implementations, information on the annual meeting and on available MUMPS tutorials, and whatever items prove of interest to the readers. For more information about the MUMPS Users Group, write to POB 208, Bedford MA 01730.

## Triangle Amateur Computer Club

The TACC (Triangle Amateur Computer Club) in Raleigh NC is dedicated to the advancement of interest in amateur or personal computers. Membership is open to all who support these ideas. The club meets on the last Sunday of the month at 2 PM in the Dreyfus Auditorium, Research Triangle Institute, Research Triangle Park NC. For further information about the club, write POB 17523, Raleigh NC 27514.

## Apple Users Group in Boston Area

The Boston area now has its own Apple Computer Users Group. NEAT (New England Apple Tree) supports a regular newsletter containing the latest informa-

tion in the world of Apple, programming tips and techniques, program listings, reviews, tutorials, and more. Monthly meetings are held the third Wednesday of each month in the Mitre Corp cafeteria, Rt 3, Bedford MA, for software exchange, information sharing, and guest speakers. They also have available software for the Apple. Annual dues are \$6. For further information, contact Mitch Kapor, 31 Birch Rd, Watertown MA 02172.

## Boston Computer Society Membership Increases 281%

According to the latest issue of The Boston Computer Society newsletter, the *BCS Update*, their club's membership has increased from 80 to 225 members in a five month period. Congratulations! The club has a wide range of interests, ideas and interesting people. New computers and programs are displayed at meetings, rumors and facts are exchanged, free magazines and information are available, and guest speakers keep members up to date with new systems and applications. Additionally, the club fosters a PET user group. For meeting information, write to The Boston Computer Society, 17 Chestnut St, Boston MA 02108.

## Attention French Computer Enthusiasts

A new club called Microtel-club for the hobbyists in microcomputer and telecommunication areas has been formed in France. Their intentions are to develop the interest of the French population in these technical areas, to give the members the chance to use and compare microcomputers, to support the most interesting projects of its users, and to promote the exchanges between them. More than ten Microtel-clubs exist

**NEW FROM XITEX**


## \$95 MORSE TRANSCIEVER

**SEND:**

- 1 to 150 WPM (set from terminal)
- 32 character FIFO buffer with editing
- Auto Space on word boundaries
- Grid/Cathode key output
- LED Readout for WPM and Buffer space remaining

**SERIAL INTERFACE:**

- ASCII (110, 300, 600, 1200) or Baudot (45, 50, 57, 74) compatible
- Simplex Hi V Loop or T'L electrical interface
- Interfaces directly with the XITEX® SCT-100 Video Terminal Board; Teletypes® Models 15, 28, 33, etc.; or the equivalent.



**COPY:**

- 1 to 150 WPM with Auto-Sync.
- Continuously computes and displays Copy WPM
- 80 HZ Bandpass filter
- Re-keyed Sidetone Osc. with on-board speaker
- Fully compensating to copy any 'fist style'

**MRS-100 CONFIGURATIONS:**

- \$95 Partial Kit (includes Microcomputer components and circuit boards; less box and analog components)
- \$225 Complete Kit (includes box, power supply, and all other components)
- \$295 Assembled and tested unit (as shown)

Overseas Orders and dealer Inquiries welcome

See your local dealer or contact XITEX® direct.

MC/Visa accepted

**XITEX CORP**  
13528 Neutron • P. O. Box 402110  
 Dallas, Texas 75240 • (214) 396-3859

in France. In Paris the club owns six microcomputers, many training kits, a library, and three laboratories with electronic equipment. The club is open every day and a newsletter is published twice a month. A new Microtel-club will be formed in Palo Alto CA to develop exchanges between France and the United States. The membership cost is \$35 per year. For further information, write Microtel-club Administration, 9 rue Huysmans, 75006 Paris FRANCE: 0 544 70 23.

**Newsletter for Processor Technology Computers**

*Proteus/News*, formerly *Solus News*, is an independent newsletter for owners and users of Processor Technology Corporation computers. A sampling of the content of this one page newsletter includes: a "Review of PTDOS 1.5"; "An Introduction to Programming in Pascal"; a book review of *45 BASIC Programs* by Didactic; "Development of the SLAC Pascal Compiler"; description of the SLAC Pascal Solus/Cuter utilities; and other features. The bimonthly subscription rate is \$12 per year. Contact *Proteus*, 1690 Woodside Rd, Suite 219, Redwood City CA 94061.

**Free Timeshare Access**

The 8080 Etc compatible users group has expanded its services to both the personal computer user and commercial firms. Free access to over 85 types of business, medical, accounting, research, and hobby software programs is offered to members who have a communications modem. Acoustic couplers or the IDS card for the S-100 bus are recommended and they must be set at the transmission rate of 300 bps. The system can be accessed by dialing (209) 638-6392 and typ-

ing the following passwords: Hello-w101, 8080 Etc. The users group also publishes a quarterly journal of group activities and general debugging notes and always has need for tidbits and notes from members or interested people. For a free list of program titles, send a self addressed stamped envelope and include the type of system and specific components, along with any questions to Membership, The 8080 Etc, POB 894, Fresno CA 93714.

**Microcomputer Business Users Group**

BUG (The Microcomputer Business Users Group) is an association of business men and women and data processing professionals who meet monthly to educate themselves about the methods of achieving solutions to business problems with microcomputers. The primary emphasis is upon education related to application software, although system software and hardware get some attention. Vendors are invited

to speak and are encouraged to give educational talks. The group is geared towards end users and vendors or prospective vendors of software. The BUG newsletter keeps members informed about activities, happenings, forthcoming speakers, hearsay information and previous meetings. Meetings are held 7 PM on the first Tuesday of each month at Baruch College, 46 E 26 St, New York NY (3rd floor computer library). Contact The Microcomputer Business Users Group, 161 W 75 St, New York NY 10023.

**Chicago TRS-80 Users Group**

TRS-80 users in Chicago will be pleased to know of the existence of the Chicago TRS-80 Users Group (Chicatruc). The group meets the third Wednesday of every month and a monthly newsletter is available to members who have paid the \$9 membership fee. Contact Emmanuel B Garcia Jr and Associates, 3950 N Lake Shore Dr, Apt 2310, Chicago IL 60613.



**FFT BASIC Problem**

Some users have experienced problems in running the BASIC program from "Fast Fourier Transforms on Your Home Computer" by William D Stanley (December 1978 BYTE, page 14). The difficulties are caused by differences in the behavior of BASIC interpreters when they encounter additional statements on the same line following an IF-THEN statement.

Many BASIC systems act in this man-

ner: in cases where the condition tested by the IF is false, program flow proceeds to the next line of the program, skipping over additional statements on the same line as the IF-THEN (following the colon or backslash). However, some BASICs will execute statements on the same line as the IF-THEN, even if the condition is false.

If you have the second type of BASIC interpreter, the following program line must be inserted for the program to run correctly:

```
1075 IF C > X4 THEN 1090.
```

[Thanks to Dana Tremblay, 178 County St, Apt 6, Attleboro MA 02703, for pointing out this problem.] ■

**MONITOR #139, 12" B&W**



**COMPLETE KEYBOARD TERMINAL #350**  
Full Kit \$295 (includes SCT-100)

## Stand Alone Video Terminal

@PYS@B... 012456789:;<=>?  
!"#\$%&'()\*+,-./012456789:;<=>?  
@ABCDEFGHIJKLMNPOQRSTUVWXYZ[\]^\_`  
\abcdefghijklmnopqrstuvwxyz{|}~&#

### SCT-100 VIDEO BOARD FEATURES

- 64x16 line format with 128 displayable characters
- Serial ASCII or BAUDOT with multiple Baud rates
- \$187 Assembled or \$157 Kit (Partial Kit \$95)
- Full cursor control with scrolling and paging
- On board power supply
- Serial interface RS232 or current loop
- Purchase SCT-100 alone or complete terminal



**XITEX CORP** X4  
13628 Neutron P.O. Box 402110  
Dallas, Texas 75240 (214) 386-3559

ORDER BY PHONE/Overseas orders & dealers welcome

## APL and the Greatest Common Divisor

Bill Claxton  
431 Mishler Rd  
Mogadore OH 44260

I read the article "Pascal versus BASIC: An Exercise" in August 1978 BYTE, page 168. Upon examining the Pascal, BASIC and FORTRAN listings on page 172 for the greatest common divisor between two integers, I was curious about how an APL program would compare. I submit my APL version in listing 1 (several example runs are shown in listing 2). A detailed step by step analysis of the APL program is given which shows some of the power inherent in the APL language.

### Analysis of Program

The explanation is given for the function  $GCD\ 6\ 8\ 14$ . The greatest common divisor among a series of integers as contained in vector  $V$  is necessarily less than or equal in magnitude to the smallest one of the integers. The smallest integer is easily selected in APL using the floor reduction  $\lfloor/V$ , which in our example would result in selecting the number 6. One could proceed by dividing all of the elements of  $V$  by this smallest integer and testing each division for a remainder of 0. This again is easily implemented using  $\wedge/((\lfloor/V)\ |V)=0$ , wherein, for our example, the 6 residue of vector 6 8 14 given by  $6\ | \ 6\ 8\ 14$  returns the vector 0 2 2. When this vector is logically equated to 0 the vector 1 0 0 results. The logical AND reduction of this vector  $\wedge/1\ 0\ 0$  returns the number

0. One could next subtract 1 from the smallest element, 6, and repeat, whereupon one would find that  $\wedge/(5\ | \ 6\ 8\ 14)=0$  also returns the number 0. Obviously, the first integer in the decreasing series of integers thus obtained that returns the number 1 will be the greatest common divisor.

In our example  $\uparrow 6$  gives the vector 1 2 3 4 5 6. Thus if we reverse this vector, we have the desired elements for successive divisors. This is done in APL for our example using the vector reversal  $\phi\uparrow 6$ . This gives the vector 6 5 4 3 2 1.

The outer product in APL is called out by the two symbols " $\circ.$ ", precisely the operation needed here since the outer product will take each of the elements on the left and apply it in turn to the primitive function on the right. Thus in our example,  $6\ 5\ 4\ 3\ 2\ 1\ \circ.\ | \ 6\ 8\ 14$  returns the matrix:

0	2	2
1	3	4
2	0	2
0	2	2
0	0	0
0	0	0.

When this matrix is logically compared to 0 we obtain:

1	0	0
0	0	0
0	1	0
1	0	0
1	1	1
1	1	1.

The AND reduction,  $\wedge/$ , applies to the rows of a matrix. Hence we will return in our example the vector 0 0 0 0 1 1 when applied to the last matrix above. The position of the first 1 that occurs in this vector will reference the position in the vector of divisors  $(\phi\uparrow\lfloor/V)$ . If this position index is appended as a subscript,  $(\phi\uparrow\lfloor/V)[\dots\text{index}\dots]$ , the greatest common divisor will be displayed. The first occurrence of 1 in the vector for our example is obtained by the dyadic use of the index operator iota on the vector 0 0 0 0 1 1  $\uparrow 1$ , which returns a 5. The fifth element of vector 6 5 4 3 2 1 is 2, which is the greatest common divisor of 6 8 14. ■

```

▽ GCD V
[1] 'GCD= ', ⌈(ϕ↑⌊/V)[(∧/((ϕ↑⌊/V)∘.|V)=0)↑1]▽

```

### Listing 1

```

      GCD 391 238 1887 1003
GCD= 17

```

```

      GCD 637 735 343 49 6468
GCD= 49

```

```

      GCD 6 8 14
GCD= 2

```

### Listing 2



# APL Aids Instructors

Prof Selby Evans  
Psychology Dept  
Texas Christian University  
Fort Worth TX 76129

Fortunately, I did not know that APL was unsuitable for computer aided instruction, so I started using it four years ago. It works fine. Professor Gerhold's "Teaching with a Microcomputer" (December 1978 BYTE, page 124) falls far short of convincing me that I should learn another special purpose language just to handle computer aided instruction.

Professor Gerhold found the interpretation of responses to simple yes-no questions formidable in BASIC. None of my programs ask that kind of question as part of the instruction, but rather as the start up routine. Here's how I handle it:

```
[10] →SK×1 'N'=1↑□,□←  
'WANT YOUR MISSION ORDERS?'
```

I don't try to handle variants of expression because I find that beginning students, told to answer yes or no, do it. I haven't protected against expressions like yesterday, yetti, or you blasted idiot, because I've never seen inexperienced students answer that way. Semisophisticated students may try to spoof the system with things like that, but as far as I am concerned, they are welcome to whatever they get.

When I present a question calling for a word or two as response, I use a function that tests for the presence of key letters in specified order. Thus, a judicious selection of key letters makes the function tolerant of some misspelling and typographical errors. The function checks the list of alternatives and responds differently depending on whether the response matches the first or one of the subsequent alternatives.

Professor Gerhold believes that such a function would be too slow. I find no basis for that belief. On a Sigma-9 in a timesharing environment with 30 users, the function has no discernable impact on terminal response time. Under those conditions the response time does not exceed the carriage return time and so is perceived as immediate. If a dedicated microprocessor can't match that, I am going to be disappointed.

Aside from permitting me to work in a familiar and powerful language, using APL for computer aided instruction allows me to use functions already developed. For example, when I need to plot histograms, I simply copy the histogram function from my statistical workspace. This came in

handy in the writing of my StarTrek game in which I had to figure a confidence interval for the mean, in order to spread the phaser enough to have a reasonable chance of hitting the Klingon.

A third advantage of APL is that it lets me write complex programs very easily. ■

## The Problem of Software Piracy Revisited: A Proposal

Vernor Vinge  
Assoc Prof of Mathematics  
San Diego State University  
San Diego CA 92182

One of the greatest problems facing individuals who own computers is to legally acquire inexpensive, high quality software. The fact that it is often possible to acquire such software for free illegally is one of the reasons we have the problem, for if a paying market existed, some extremely useful programs would be written for it. (There are rumors that Bell Labs LSI-11 UNIX may never be released: if it costs hundreds of


### Main/Frames from \$200

### Main/Frames from \$200

- 14 Basic Models Available
- Assembled & Tested
- Power Supply:  
8v @ 15A, ± 16v @ 3A
- 15 Slot Motherboard  
(connectors optional)
- Card cage & guides
- Fan, line cord, fuse, power  
& reset switches, EMI filter
- 8v @ 30A, ± 16v @ 10A  
option on some models



Rack  
mounted  
from \$200



Desk top  
from \$235

Write or call for our  
brochure which includes our  
application note:  
'Building Cheap Computers'

## INTEGRAND

8474 Ave. 296 • Visalia, CA 93277 • (209) 733-9288  
We accept BankAmericard/Visa and MasterCard

thousands of dollars to develop a system which can then be stolen and sold for \$10, there is scarcely a reason to market it at \$500 to \$1000, prices that would yield a good profit on an "honest" market.)

Most illicit copying is done casually and in a spirit of friendly (nonprofit) cooperation between fellow users. I believe that the following suggestion, if adopted by sellers of major software products, would drastically reduce the risk of such copying.

Let  $P$  be the price the seller has currently put on one unit of his or her product. ( $P$  would be related to the seller's estimate of what the traffic could bear if no illicit copying were possible.) When customers buy the product, they have the option of naming (on the sales form) any person who is already a registered purchaser of the software. The person so named would then receive an  $rP$  dollar "software bounty" from the seller, where  $r$  is a number between 0 and 1 announced by the seller when the product is introduced. (It might take some experience to decide the best value for  $r$ . My opinion is that some value greater than 0.5 would be optimum for the seller. The price  $P$  could be changed with time, but a fixed  $r$  would help consumers maintain confidence in the bounty.)

The  $rP$  software bounty would have many effects. Suppose Tom buys the product. If he can convince Jan to buy, Tom can recover a substantial portion of his expense (assuming that  $r$  is reasonably large). But why would Jan name Tom on the sales form? Presumably because Tom has promised Jan some fraction of the bounty; that is their affair. If Tom is an enterprising individual (and if the product is much in demand) then he might be able to recover his entire purchase cost and possibly make more.

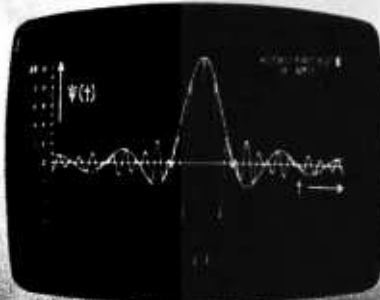
Of course, Jan and all the others that Tom has won bounties on may be doing the same thing. This is a secondary effect of the scheme. It turns present marketing realities upside down: the software bounty would reward those who purchase early, and leave procrastinators with the risk that there may be no bounties left to win when they get around to buying.

Notice that although the arrangements between customers and prospective customers may be quite complicated and novel, the situation would be simple for the seller. He or she must keep a mailing list of registered purchasers—also necessary for sending out software updates and maintenance fixes. If  $n$  units are eventually sold, the seller will receive at least  $nP - (n-1)rP$  for his efforts. (If  $P$  changes with time, the result is only slightly more complicated.)

The software bounty scheme will not stifle those whose moral fiber is not merely weak, but nonexistent. An outright criminal who copies the product and sells it at a low price could make a lot of money. Two features of the plan might tend to discourage this, however. The person receiving the bounty must be named by the new purchaser on a bona fide sales form. Thus anyone buying a bootlegged product would know that he was doing so and would know that he could not obtain any bounties of his own; in fact, he would have to undertake equivalent criminal activity if he wished to make any money from disseminating the product. Secondly, outright bootlegging directly damages legitimate bounty hunters and is therefore more likely to be reported than under present marketing strategies. ■

*A creative suggestion, to be sure. But if to purchase a score of a great symphony one had to pay the same amount as the original composer's stipend, very few people would have ever heard a number of masterpieces. A commission sales arrangement is exactly how such works of art are sold by a myriad of dealers — and there is no reason why software works of art cannot be sold on a similar basis. . . .CH*

## Retro-Graphics™



**For your Dumb Terminal.** The Retro-Graphics PC card mounts easily in the Lear Siegler ADM-3A to provide you with an affordable graphics computer terminal.

### Features:

- Z-80 Based
- 512 by 250 Dot Matrix
- Simple Plug-in Interconnect
- Point Plotting
- Automatic Vector Generation
- Optional TEKTRONIX Software Compatibility

You will be impressed with the packaging, performance and price of the Retro-Graphics card. Write or phone today for complete specifications.

### DIGITAL ENGINEERING, INC.

1787 Tribute Road, Suite K  
Sacramento, CA 95815  
(916) 920-5600

# Machine Language Puzzler

## An Added Attraction

Christopher Strangio  
CAMI Research  
43 Bailey Rd  
Watertown MA 02172

Using any instructions in the Intel 8080 instruction set *except* ADD, ADI, ADC, ACI, and DAD, write a program that adds two 8 bit binary numbers. Assume that the addend and augend have been preloaded into the B and C registers, respectively. The sum should be located in the accumulator when the addition is completed, and then the processor should be halted. The program should have a minimum number of instructions and should execute with the greatest possible speed. Puzzle a bit on this problem and when you figure out how to do it, turn to page 217. ■

**\$ Have you gotten one of Don Lancaster's INCREDIBLE SECRET MONEY MACHINES yet?**



**do it now!**

**The Incredible Secret Money Machine** is a Get-Rich-Quick book that shows tested and proven ways to reduce or eliminate taxes, get free insurance, eliminate utility bills, to pick up paid-for vacations & win at "investments."

**The Incredible Secret Money Machine** is a self-help, how-to cookbook essential for anyone setting up their own craft, computer or technical business.

**The Incredible Secret Money Machine** is the only book that dares tell all about the honchee guidelines, the steam calliope fund, the perfect tinaja quest, the Deadly J-Dollar, and the dangers of two crossed granfaloons.

**The Incredible Secret Money Machine** is the seventh and latest book by Don Lancaster. He has half a million books in print so far.

**Synergetics, Dept. B-85, Box 1112, Parker, AZ 85344**  
Please send me \_\_\_\_\_ **INCREDIBLE SECRET MONEY MACHINES** at \$6.95 each postpaid. Price includes \$1 postage & handling.

( ) I enclose a total of \$ \_\_\_\_\_, check or moneyorder, ...or.....  
( ) You can charge my Bank Americard / Visa card no.: \_\_\_\_\_  
expiration date: \_\_\_\_\_ signature: \_\_\_\_\_


name: \_\_\_\_\_  
address: \_\_\_\_\_  
city: \_\_\_\_\_ state: \_\_\_\_\_ zip: \_\_\_\_\_

# BYTE BACK ISSUES FOR SALE

The following issues are available:  
1976: July, November  
1977: May thru September, November  
1978: February thru October, December  
1979: January thru March.

Cover price for all issues thru August 1977 is \$1.50 plus \$.25 postage and handling (\$3.50 total foreign).  
September '77 thru '79 issues are \$2.00 plus \$.50 postage and handling (\$4.00 total foreign).

Send requests with payment to:  
**BYTE Magazine**  
70 Main St, Peterborough NH 03458  
Attn: Back Issues



## P.S. SOFTWARE HOUSE

FORMERLY PETSHACK  
**PET™ SCHEMATICS**

**FOR ONLY \$24.95 YOU GET:**  
24" X 30" schematic of the CPU board, plus oversized schematics of the Video Monitor and Tape Recorder, plus complete Parts layout - all accurately and painstakingly drawn to the minutest detail.

**PET™ ROM ROUTINES**

**FOR ONLY \$19.95 YOU GET:**  
Complete Disassembly listings of all 7 ROMs, plus identified subroutine entry points; Video Monitor, Keyboard routine, Tape Record and Playback routine, Real Time Clock, etc. To entice you we are also including our own Machine Language Monitor program for your PET using the keyboard and video display. You can have the Monitor program on cassette for only \$9.95 extra.

PET to PARALLEL INTERFACE with 5V .8A power supply	\$74.95
PET to 2nd CASSETTE INTERFACE	\$49.95

Send for our free SOFTWARE BROCHURE. Dealer inquiries welcome.

### PET™ EXPANDOR PRINTER

**PRINTER PRICE WITH PET INTERFACE \$525**

- Small size of 4.5" H x 12 1/2" W x 9 1/2" D
- Impact printing - 3 copies
- Prints 80 columns wide
- Print Cylinder - not a matrix
- Uses 8 1/2" paper, pressure or pin feed
- Easy to maintain yourself, or return to us
- Regular Paper - Coated paper not required
- Lightweight, 11 1/2 lbs. with cover
- Prints 10 characters per second
- 64 Character ASCII Character Set
- Full Documentation Included



*This is the ideal, low cost, reliable, self maintained printer with which to complete your PET™ system.*

**P.S. SOFTWARE HOUSE**  
P.O. Box 966 Mishawaka, IN 46544  
Tel: (219) 255-3408



**The world's only single-chip LSI Universal Printer Controller is here!**

The very low-cost 40-pin CY-480 controls ANY standard 5 x 7 dot matrix printer with print speeds up to 200 cps! The CY-480 Universal Printer Controller from Cybernetic Micro Systems is the first—and only—40-pin LSI device which will control and interface any standard 5" x 7" dot matrix printer (including those from Victor, LRC, Practical Automation and Amperex) having a print speed up to 200 cps. It operates from a single +5V power supply and will interface a printer with any microcomputer or minicomputer system through standard 8-bit ports. The CY-480 accepts either serial (RS232C) or parallel ASCII input from the host system's data channel.

The CY-480 replaces bulky, expensive dedicated controllers. The small, single LSI package offers a 5 x 7 dot matrix character generator, full upper and lower case ASCII 96-character font, and a 48-character (expandable by daisy-chaining) internal line buffer storage. Standard are a 10, 12 or 16 characters/inch variable character density command, 2-color selectable print command, forward/backward printing command, and horizontal and vertical independently expanded print command. The CY-480 provides graphics capability and includes a "tip-print" operating mode for 180° viewing. Ready lines provide full asynchronous communications with handshaking.

**Low price! \$35 a single unit!**  
**CYBERNETIC MICRO SYSTEMS**  
 2378-B Walsh Ave. • Santa Clara, Calif. 95050  
 Phone (408) 249-9255

# Technical Forum

## Periodic Answers

Mark Zimmermann  
 Caltech 130-33  
 Pasadena CA 91125

I would like to comment on the question BYTE posed in reference to Jef Raskin's article "Unlimited Precision Division" (February 1979 BYTE, page 156). The question concerned decimal expansion of 99991/99989.

By using several tricks from *An Introduction to Number Theory* by Harold Stark, in conjunction with an HP-25 calculator to do 10 digit arithmetic, I found that the period of the decimal expansion of 99991/99989 is 99988.

The theorem states that for any pair of numbers  $m$  and  $n$  which have no factors in common except 1, and which have no common factors with 10, the rational number  $m/n$  has a purely periodic decimal expansion and the length of the period is  $\text{ord}_n(10)$ . The function  $\text{ord}_n(10)$  is defined as follows (paraphrasing Stark):

if  $10^b$  leaves a remainder of 1 when divided by  $n$ , and  $b$  is the smallest positive integer for which this occurs, then  $\text{ord}_n(10) = b$ . For example,  $\text{ord}_{99}(10) = 2$  since  $10^2$  leaves a remainder of 1 when divided by 99. Therefore, by Stark's theorem,  $1/99$  has period 2 in its decimal expansion.

Stark also gives some hints which reduce the amount of work in finding the smallest working value of  $b$ . For the case  $n=99989$ , there are 11 candidates for  $b$ , of which only  $b=99988$  works.

During all stages of the calculation, one cares only about the remainders after division by 99989, so a calculator that can handle 10 decimal digits is adequate.

Thanks for suggesting an interesting puzzle! ■

**CP/M™**  
**LOW-COST**  
**MICROCOMPUTER**  
**SOFTWARE**

**CP/M™ OPERATING SYSTEM:**

- Includes Editor, Assembler, Debugger and Utilities.
- For 8080, Z80, or Intel MDS.
- For IBM-compatible floppy discs.
- **\$100**-Diskette and Documentation.
- **\$25**-Documentation (Set of 6 manuals) only.

**MAC™ MACRO ASSEMBLER:**

- Compatible with new Intel macro standard.
- Complete guide to macro applications.
- **\$90**-Diskette and Manual.

**SID™ SYMBOLIC DEBUGGER:**

- Symbolic memory reference.
- Built-in assembler/disassembler.
- **\$75**-Diskette and Manual.

**TEX™ TEXT FORMATTER:**

- Powerful text formatting capabilities.
- Text prepared using CP/M Editor.
- **\$75** Diskette and Manual.

**DIGITAL RESEARCH**  
 P.O. Box 579 • Pacific Grove, California 93950  
 (408) 649-3896

A Y Le Maout  
48 rue P J Proudhon  
78370 Plaisir  
FRANCE

## A Hard Way to Hard Copy

Suppose you have glued a light emitting diode (LED) on each key of your typewriter, then connected those LEDs to the outputs of a decoder, then connected the decoder to the output ports of your favorite microcomputer. Each time a character is displayed on the output LED light, you push the key and the character is printed. You must not forget some auxiliary function indicators for things like space, new line, etc. I think it is the most economical way to obtain a good printout from a microcomputer or a personal computer. In my opinion the achievable speed is nearly two characters per second.

The cost of such an adaptation should be less than \$25, assuming bargain basement LEDs and a typewriter you already own. It could be possible to extend the function by adding a touch contact on each key.

I have only one reservation: in a few years it might be more common to own a microcomputer than a typewriter. ■

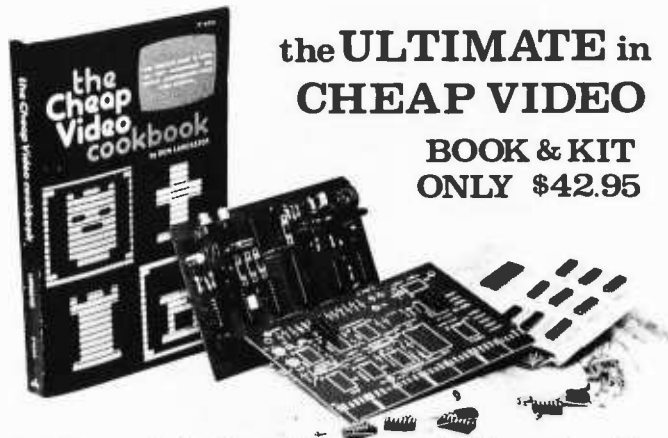
## Other Early Computers

G B Lane  
Computer Science Dept  
Manchester University  
Oxford Road  
Manchester ENGLAND

Keith Reid-Green's article "A Short History of Computing" (July 1978 BYTE, page 84) neglected to mention a number of very significant machines. On reading the article one gets the impression that prior to this decade no computers were built outside the USA, and that any machine within the USA was in all probability built by IBM. Of course in a short article one cannot hope that a complete history will be presented, but I do not feel that the author presented a correct view of the development of computers.

Since my own knowledge of the history of computing is limited to mainly British machines, I too will no doubt leave out many machines that others would include. The following are some of the machines that I feel should have been mentioned:

- Konrad Zuse's electromagnetic computers built in Germany before and during World War II.



## the ULTIMATE in CHEAP VIDEO

BOOK & KIT  
ONLY \$42.95

Don Lancaster's "Cheap Video" concept allows almost unlimited options, including:

- \* Scrolling - Full performance cursor.
- \* Line/Character formats of 16/32, 24/80, 32/64 ... or almost anything.
- \* Graphics - up to 256 X 256 B&W; 96 X 128 COLOR (requires low-cost option modules)
- \* Works with 6502, 6800 and other micros.

**SPECIAL OFFER:** Buy the Kit (upper case alphanumeric option included) & get the Book at 1/2 price.

**PAE** ELECTRONICS, DEPT. 5-B, 1020 W. WILSHIRE BLVD., OKLAHOMA CITY, OK 73116

I'm Sold. PLEASE RUSH.... ( ) SEND FREE CATALOG

( ) TVT-65g Kit & Cheap Video Cookbook - \$42.95 (enclosed)

( ) TVT-65g Kit only (book required for assembly) - \$39.95


name: \_\_\_\_\_

address: \_\_\_\_\_

city: \_\_\_\_\_ state: \_\_\_\_\_ zip: \_\_\_\_\_

**PAE** ELECTRONICS DEPT. 5-B, 1020 W. WILSHIRE BLVD., OKLAHOMA CITY, OK 73116

## 16K STATIC RAM



Kit price  
\$285 450 nsec  
\$320 250 nsec  
Memory Chips

Add \$25 for assembled, tested, Guaranteed.

**Static TMS 4044-** Fully Static 4Kx1 Memory chips for better data integrity and DMA compatibility.

**Fully S-100 Bus Compatible-** All lines fully buffered, Dip Switch Addressable in two 8K blocks, 4K increments. Write Protectable in 2 blocks, Memory Disable using Phantom (pin 67) or strappable to any other pin.

**Bank Select-** Using Output port 40H (Cromemco software compatible)-addressable to 512KB of RAM or for time share. Also has alternate port 80H-making over 1 million byte of RAM available.

**Quality Components-** First quality parts, fully socketed. Glass epoxy board with silk screened legends, solder masks, Gold Contacts.

**Guaranteed-** parts and labor for 1 year. You may return the undamaged board within 10 days for a full refund. Foreign and kit purchasers-parts only guaranteed; no return privilege.

**Orders-** You may phone for Visa, MC, COD orders. (\$4 handling charge for COD orders only) Personal checks must clear prior to shipping. Shipping-Stock to 72 hours normally. Will notify expected shipping date for delays beyond this. Illinois residents add 5% tax. Please include phone number with order.

**S.C. Digital**

P.O. Box 906

Phone:

Aurora, IL 60507

312-897-7749

# Bits Bytes Books Bargains



**IMSAI • Cromemco • SWTPC •  
Lear-Siegler • Problem Solvers •  
RCA • North Star • Verbatim •  
ALPHA Micro Systems and others**

Fast, off the shelf delivery.  
Give us a call TOLL FREE  
800/523-5355

**MARKETLINE SYSTEMS, Inc.**  
2337 Philmont Ave., Huntingdon Valley, Pa. 19006  
215/947-6670 • 800/523-5355  
Dealer Inquiries Invited

## TERMINALS FROM TRANSNET

### PURCHASE FULL OWNERSHIP AND LEASE PLANS

DESCRIPTION	PURCHASE PRICE	PER MONTH		
		12 MOS.	24 MOS.	36 MOS.
LA36 DECwriter II	\$1,595	\$ 152	\$ 83	\$ 56
LA34 DECwriter IV	1,295	124	67	45
LA120 DECwriter III, KSR	2,295	219	120	80
LS120 DECwriter III, RO	1,995	190	104	70
LA180 DECprinter I, RO	1,995	190	104	70
VT100 CRT DECscope	1,695	162	88	59
VT132 CRT DECscope	1,895	181	97	66
T1745 Portable Terminal	1,875	179	98	66
T1765 Bubble Memory Term.	2,795	267	145	98
T1810 RO Printer	1,895	181	99	66
T1820 KSR Printer	2,395	229	125	84
ADM3A CRT Terminal	875	84	46	31
QUME Letter Quality KSR	3,195	306	166	112
QUME Letter Quality RO	2,795	268	145	98
HAZELTINE 1410 CRT	895	86	47	32
HAZELTINE 1500 CRT	1,195	115	62	42
HAZELTINE 1520 CRT	1,595	152	83	56
DataProducts 2230	7,900	755	410	277
DATAMATE Mini Floppy	1,750	167	91	61

FULL OWNERSHIP AFTER 12 OR 24 MONTHS  
10% PURCHASE OPTION AFTER 36 MONTHS

### ACCESSORIES AND PERIPHERAL EQUIPMENT

ACOUSTIC COUPLERS • MODEMS • THERMAL PAPER  
RIBBONS • INTERFACE MODULES • FLOPPY DISK UNITS

PROMPT DELIVERY • EFFICIENT SERVICE



**TRANSNET CORPORATION**  
2005 ROUTE 22, UNION, N.J. 07083  
201-688-7800

- The code breaking computers (COLOSSI) built in Bletchley Park England, during World War II.
- The Manchester University Mark 1 (1948) and the Cambridge EDSAC (1949). The Mark 1 was the first stored program computer. The first program written for it was to determine the highest proper factor of  $2^{18}$ . It succeeded in solving this problem in a 52 minute run on June 21 1948. It used as memory the electrostatic Williams Tube which was later used under license by IBM for the 701 and 702 computers. The EDSAC machine introduced the concept of subroutines.
- Two transistorized computers were built at Manchester in 1953 and 1955. These machines led to the MV950 computer which was used commercially, six being built and used for a period of five years.
- The Atlas computer (1962). This was designed at Manchester by a team led by Prof Kilburn who was part of the team that built the Mark 1 and also wrote the program mentioned above. When Atlas was finished it was said to be the most powerful computer in the world and it introduced concepts such as paging and virtual storage. This machine was also sold to a number of users and one was still in full time use up to a couple of years ago. The machine made such an impression that even today the power of a computer is often quoted as so many Atlases.
- No mention was made of the Burroughs machines with their unique architecture.
- What ever became of DEC?

If any one is interested in a fuller account of the development of computing machines, there are several books that should be read. They are:

- *History of Manchester Computers* by S Lavington, published by the National Computing Center, Manchester England and distributed in the USA by The Hayden Book Company Inc, 50 Essex St, Rochelle Park NJ. This book describes the development and construction of all the computers built at Manchester University.
- *The Origins of Digital Computers: Selected Papers*, second edition B Randell (ed), published by Springer-Verlag, New York, 1975. This book contains many reprinted and some unpublished papers on the development of early digital computers. ■

## Compare

## New Processors

## Carefully

David P Kemp  
1307 Beltram Ct  
Odenton MD 21113


I would like to compliment you on the article "A Microprocessor for the Revolution: The 6809, Part 1: Design Philosophy" by Terry Ritter and Joel Boney (January 1979 BYTE, page 14). Although most of us will never be in a position to design an LSI microprocessor, an article on design philosophy is quite appropriate. The same considerations faced by the microprocessor designer are faced by the system designer trying to choose the best microprocessor for his system, and the user (including the hobbyist) trying to choose the best system for his application.

Ritter and Boney do an excellent job of presenting the criteria to be used in judging a microprocessor, but their conclusions — that the 6809 is "the best 8 bit machine so far made by humans" and "definitely superior to the 8 bit competition" — are by no means beyond question. Their attitude can perhaps be excused by the fact that they are the proud fathers of a new "baby", but it has been said with considerable justification that there is no "best" microprocessor for all applications. It is unlikely that when the 6809 becomes available the situation will be any different. For example, Synertek's upgrade of the 6502, the 6516, could prove superior to the 6809 in many applications.

It is true, but perhaps not immediately obvious, that increasing the number of address modes available on a microprocessor does not necessarily make it more useful. The autoincrement and autodecrement modes, in particular, are powerful and appropriate on a 16 bit machine like the PDP-11, but they can actually decrease the power of an 8 bit machine by introducing two types of inefficiencies.

First, because an exotic instruction set requires a complex architecture, it in-

## Need Intelligence in your 488 Instrumentation System ???



### Get it with your favorite S-100 computer and the P&T-488 Interface Board.

The P&T-488 Interface Board gives your S-100 computer the ability to be a talker, listener, or controller on the IEEE-488 instrumentation bus. Three software packages are available: 1) Driver for North Star DOS/BASIC 2) Driver for CP/M which can be used by MBASIC or CBASIC 3) Driver for direct assembly level programming (for generating customized systems.) Price of the P&T-488, assembled and tested with any one of the software packages, is \$400.



**PICKLES & TROUT**  
P.O. BOX 1206, GOLETA, CA 93017, (805) 967-9563

## Algol 60

for Z80 based computers under CP/M™

The Algol 60 compiler from Research Machines provides a breakthrough in size/performance for users of microcomputers:


- Structured high level language comparable with Pascal
- Combines fast execution with efficient use of memory
- Fully operational in 21K CP/M system with one disk drive
- Very easy to use with powerful I/O routines and extremely fast floating point software
- Burned in compiler — also available in PDP8 and PDP11 versions
- Available now on CP/M 8" diskette for \$299
- Users manual separately, \$20 refundable with order

CP/M is a trademark of Digital Research

Orders and information:

**RESEARCH MACHINES**  
P.O. BOX 75, OXFORD, ENGLAND  
(865)-49792

### VAK-4 16K STATIC RAM BOARD



VAK-4 DUAL 8K-RAM \$379.00  
VAK-2 8K-RAM (1/2 populated) \$239.00

- Designed specifically for use with the AIM-65, SYM-1, and KIM-1 microcomputers
- Two separately addressable 8K-blocks with write protect.
- Designed for use with the VAK-1 or KIM-4\* motherboards
- Has provisions for mounting regulators for use with an unregulated power supply
- Made with 1st quality 2114 static ram chips
- All IC's are socketed
- Completely assembled, burned-in, and tested

We manufacture a complete line of high quality expansion boards. Use reader service card to be added to our mailing list, or U.S. residents send \$1.00 (International send \$3.00 U.S.) for airmail delivery of our complete catalog.

*\*Product of MOS Technology*



2967 W. Fairmount Avenue • Phoenix, AZ 85017 • (602) 265-7564

creases both the die size (and cost) of the device and the overhead (instruction decode, internal transfers, and thus execution time) required to perform a given operation. Second, it necessitates the use of page prefixes or 2 byte op codes, because a single byte instruction does not have enough bits to describe all combinations of operations that can be performed. Thus, many 6809 instructions require four bytes to specify.

By contrast, the 6516's instruction set is more compact and includes only 8 bit op codes. Does this mean that it is less powerful than the 6809? Not necessarily. Ritter and Boney indicated that loads and stores were by far the most prevalent operations encountered in their static analysis of 6800 source code. The following example illustrates how the 6516 would handle a load auto-increment instruction for which it does not have a specific address mode. Similar sequences would be used for accumulator offset and PC (program counter) relative modes, and of course both the 6502 and 6516 have true indexed modes which operate much faster than the 6809's constant offset modes:

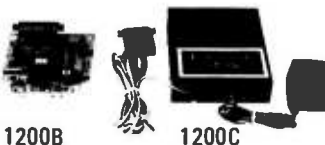
6809: LDAA ,Y+	;load accumulator with contents of location addressed ;by Y, then autoincrement Y. ;requires two bytes and six ;cycles.
6516: LAY	;load accumulator with contents of location addressed ;by Y.
INY	;increment Y. ;requires two bytes and four ;cycles total.

In addition to requiring the same amount of memory and executing 50 percent faster, the unbundled 6516 approach is more flexible. Suppose the programmer wishes to use the same instruction but the index register is decremented after use. The 6516 code would be LAY, DEY but since the 6809 does not support postdecrement mode, a longer and slower sequence of instructions (four bytes and nine cycles) must be used.

For the most complex address modes (eg: LDAA [-X]) the 6809 does have an advantage in memory and speed. Therefore, the user must determine if his application requires a large enough proportion of such operations to make the

# PET PRINTER ADAPTER

GET HARD COPY FROM YOUR COMMODORE PET USING A STANDARD RS-232 PRINTER



The CmC ADA 1200 drives an RS-232 printer from the PET IEEE-488 bus. Now, the PET owner can obtain hard copy listings and can type letters, manuscripts, mailing labels, tables of data, pictures, invoices, graphs, checks, needle-point patterns, etc., using a standard RS-232 printer or terminal.

**\$98.50** ADA 1200B  
Assembled and tested

**\$169.00** ADA 1200C  
With case, power supply and RS-232 connector



Order direct or contact your local computer store. Add \$3.00 for postage and handling per order.



CONNECTICUT microCOMPUTER  
150 POCONO RD, BROOKFIELD, CT 06804  
(203) 775-9659 TLX: 7104560052



**CONVERT ANY TV  
TO A HIGH QUALITY MONITOR**



- Hot Chassis or Transformer sets
  - 64-80 characters per line
  - By-passes tuner & I.F.
  - Normal viewing unaffected
  - Safe—Easy Installation
- ACVM HI-Resolution \$24.95 ppd



**"POLYGRAFIX"**

A completely self-contained, high density graphics system for S-100 buss users of Polymorphic VTI-64 video board. —512H by 128V resolution. Total software control. Assembled & tested. . . . \$245.00 Write for details and avail. options.

VAMP Inc. Box 29315  
Los Angeles, Calif. 90029

The **"EXTERMINATOR"**



**All New Dual Function Board:** Serves as an extender card & also terminates S-100 buss. Eliminates crosstalk, overshoots & noise which can scramble data. Occupies only a single slot. Fully fused.  
 VTE-100-K (Kit) . . . . . \$49.95  
 VTE-100-A (Asmb.) . . . . . 74.95  
 Extender Card (w/conn.) . . 24.95  
 Add \$2 shipping & handling  
 Calif. Residents add 6% Sales Tax

6809 the most effective choice, remembering that *all* operations using the common address modes (direct and extended) require the same or fewer bytes of code and at least one less cycle of execution time on the 6516.

The next most frequent operations in Ritter and Boney's static analysis, after loads and stores, were subroutine calls and returns. A comparison of the two processors' capabilities in that area follows:

Type of Addressing	6809 Byte Cycles	6516 Byte Cycles
extended	3 8	3 5
rel, 8 bit	2 7	2 4
rel, 16 bit	3 9	3 6
indirect	3 14	3 7
system	1/2 19/20	1 6/7
RTS	1 5	1 4
RTI	1 6/15	1 5
Other	all indexed modes available	address must be calculated

As mentioned in the article, the use of software interrupts for breakpoints and operating system calls is a good programming practice. The 6809 provides three software interrupt instructions; two require two bytes and all save all


registers on the stack. The 6516 has six BRK instructions; all 1 byte instructions. They save no registers for flexibility and speed, but only one byte and ten additional cycles are required, if necessary, to save all registers.

Authors Ritter and Boney indicated that a major effort was made to "clean up the 6800 instruction set and make it more consistent," and cite the instruction TFR R1, R2 as an example. It is not clear to me that remembering 42 combinations like TFR A,B, TFR X,Y is any easier than remembering 42 mnemonics of the form TAB, TBA, and TXY, and the 6809 user will pay a heavy price for such consistency. The TFR instruction requires two bytes and seven cycles for each register transferred, as opposed to one byte and one cycle on the 6516. Moreover, if the programmer insists on using a TFR type format, a 6516 assembler could certainly be written to accept it.

Another advantage of the 6516 is the 16 bit data handling capability. Aside from the ADDD, SUBD, and CMPD instructions, the 6809 has no facilities for computing with 16 bit data. All 6516

*Technical Forum is a feature intended as an interactive dialog on the technology of personal computing. The subject matter is open-ended, and the intent is to foster discussion and communication among readers of BYTE. We ask that all correspondents supply their full names and addresses to be printed with their commentaries.*

**VAK-1 MOTHERBOARD**



- Designed specifically for use with the AIM-65, SYM-1, and KIM-1 microcomputers
- Standard KIM-4\* Bus
- Fully buffered Address and Data Bus
- Provides 8 expansion board slots
- Complete with rigid card-cage
- All IC's are socketed
- Provides separate jacks for one audio-cassette, TTY, and Power
- Completely assembled (except for card-cage)

We manufacture a complete line of high quality expansion boards. Use reader service card to be added to our mailing list, or U.S. residents send \$1.00 (International send \$3.00 U.S.) for airmail delivery of our complete catalog.

*\*Product of MOS Technology*



2967 W. Fairmount Avenue • Phoenix, AZ 85017 • (602) 265-7564

PRICE: \$129.00  
 We also carry the SYM-1  
 Microcomputer with manuals \$269.00



**BET,  
YOU DIDN'T KNOW!**

OAE'S new PP-2708/16 PROM Programmer is the *only* programmer with all these features:

- Converts a PROM memory socket to a table top programmer: No complex interfacing to wire—just plug it into a 2708 memory socket\*
- A short subroutine sends data over the address lines to program the PROM
- Programs 2 PROMS for less than the cost of a personality module. (2708s and TMS 2716s)
- Connect 2 or more in parallel — super for production programming
- Complete with DC to DC switching inverter and 10 turn cermet trimmers (for precision pulse width and amplitude alignment)
- All packaged in a handsome aluminum case

PP-2708/16 . . . A & T \$325.  
PP-2716 (Programs Intel's 2716) . . . . . A & T \$325.

**OAE**  
Oliver Advanced Engineering, Inc.  
676 West Wilson Avenue  
Glendale, Calif. 91203  
(213) 240-0080

\*Pat's Pending

arithmetic and logical instructions (ADD, ADC, SUB, SBC, CMP, ORA, AND, EOR) operate on both 8 and 16 bit data. The 6516 can operate on two bytes in memory as a 16 bit quantity, using a single rotate, shift, increment, or decrement instruction. Equally important, the 6516's index registers can be used as 8 bit quantities for true indexing and counting applications, and data from memory can be added directly to the index registers for fast address calculations. Finally, the 6516 has a direct-page-indirect address mode which allows many pointers to be maintained entirely in memory without involving the index registers at all.

In short, I am not convinced that the 6809 is "definitely superior" and would suggest that careful consideration be given to the merits of all processors before such claims are made for any one of them. ■

## Puzzling Rotation

Ken Barbier  
Borrego Engineering  
POB 1253  
Borrego Spgs CA 92004

```
Listing 1.  10 PRINT
           20 Y=0: X=INT((1/7)*1E+06)
           30 FOR K=1 TO 7
           40 Y=Y+X
           50 PRINT Y
           60 PRINT
           70 NEXT K
           80 END
```

The program in listing 1 is more a puzzle than a useful routine. The only practical application I can foresee would be to entice some computer hobbyist with more mathematical ability than I, to explain why the resulting numbers have the same digits in the same order. Does the same digit rotation occur for similar operations in other number bases?

Line 20 starts with a 6 digit integer formed from the first six digits of the reciprocal of that magic number, seven. This number is repeatedly added to itself to form a column of 6 digit numbers with curious properties.

I won't show these results here. You will have to try it on your computer. If your version of BASIC insists, you might have to enter 1E+06 in line 20 as 1000000. ■

WE SHIP FROM STOCK—EVERYTHING FACTORY FRESH, FULLY WARRANTEED

TELETYPE MODEL 43 TTL	.....	\$985
RS232	.....	\$1,045
(We stock Teletype Paper and Ribbons)		
HAZELTINE 1500 assembled	.....	\$945
1510	.....	\$1,085
Also available with French, German or Oanish character sets.		
<b>PER SCI</b>		
Model 277 Dual Disk Drive, single density	.....	\$1,210
Slimline cabinet w/power supply	.....	\$299
<b>MARINCHIP SYSTEMS M9900 CPU</b>		
The Complete, Compatible 16 bit CPU for the S-100 Bus		
	Kit	Assembled
M9900	\$550	\$700
We configure systems to suit your individual requirements.		
<b>IMS MEMORY</b>		
High speed, fully static, 8K	.....	\$180
<b>MODEM</b>		
Originate/Answer. The "CAT" from Novation	.....	\$190
<b>INTERTUBE</b>		
Smart terminal for intelligent users	.....	\$800
<b>DEC LA 34</b>		
High quality I/O Printer	.....	\$1,159
<b>9900 S-200 INTERFACE BOARD</b>		
Provides interface from Technico to S-100 components	.....	\$59
<b>64K MEASUREMENT SYSTEMS &amp; CONTROLS MEMORY</b>		
High speed, fully static, on ONE board	.....	\$695
<b>S-100 MAINFRAME 12 slot TEI Model MCS-112</b>		
	.....	\$433
<small>To Order: \$10 shipping for Terminals, Per Sci and Mainframe. \$3 shipping for other items. 24 hr. shipping upon receipt of certified check or money order. Personal checks: allow 10 days. Credit cards: 4% charge. NY residents add tax.</small>		
<b>WE EXPORT</b>		
We have no reader inquiry number. Please call or write.		
<b>JOHN D. OWENS ASSOCIATES, INC.</b>		
147 NORWOOD AVENUE		
STATEN ISLAND, NEW YORK 10304		
DAY, EVENING, WEEKEND, HOLIDAY CALLS WELCOME!		
(212) 448-6283		(212) 448-6298

Addition can be performed without an ADD instruction by subtracting the *two's complement* of the addend from the augend. Specifically:

$$X + Y = X - (-Y) = X - Y^*$$

where  $Y^*$  is the two's complement of  $Y$ . A simple approach is as follows (assume that  $X$  is in register  $C$ , and that  $Y$  is in register  $B$ ):

```
MOV A, B
CMA
INR A
MOV B, A
MOV A, C
SUB B
CMC
HLT
```

A shorter solution is not quite as obvious:

```
MOV A, B
CMA
SUB C
CMA
HLT ■
```

# C/PM<sup>®</sup> SOFTWARE TOOLS

## ED-80 TEXT EDITOR

THE PROGRAMMER'S MOST IMPORTANT SOFTWARE TOOL  
— WHY NOT MAKE IT YOUR BEST?

ED-80 encompasses the features found on large mainframe and minicomputer editors, such as the IBM 370, CDC 170, UNIVAC 1100, and the DEC PDP-11 series computers, plus additional features designed for floppy disk based operating systems. It is a context editor which is compatible with C/PM and its derivatives, including IMDOS, DOS-A, CDOS, etc.

Over 50 commands are provided, including forward or backward LOCATE, CHANGE, and FIND commands; INSERT, DELETE, REPLACE, APPEND, PRINT, LIST, MACRO, upper and lower CASE, SCALE, TABSET, and WINDOW commands; and GET and PUT commands for repositioning, duplicating, concatenating, and managing text files and libraries. Sophisticated search and change techniques are provided for managing BASIC, FORTRAN, COBOL, PL/I, ALGOL, APL, PASCAL, ASSEMBLER, TEXT FORMATTED, and other file types.

The WINDOW command allows instantaneous full screen displays of both the current and surrounding lines for further editing, and provides for forward and backward scrolling in the full screen mode. Designed for today's high speed CRT's and video monitors, the WINDOW command separates ED-80 from all other available editors, and is not hardware dependent.

Up to three MACRO commands may be defined for iterative execution of concatenated editor commands. Once defined, they may be subsequently executed, or recalled for observation. A MACRO may also be defined and executed in a single operation.

Configurable parameters for tailoring the editor to the user's keyboard and environment are provided through the use of the C/PM Dynamic Debug Tool (DDT). The WINDOW, WINDOW NEXT, WINDOW PREVIOUS, NEXT LINE, and PREVIOUS LINE commands fall in this category. These commands are considered so important to text editing that only one key has to be depressed to cause any one of them to execute.

A CURRENT LINE NUMBER is internally maintained by the editor for displaying when prompting for input and with certain other commands. Line numbers are dynamically adjusted as the result of line inserts and deletes, and may be used for positioning within the file. They are not stored or associated with the text in any manner.

ED-80 is thoroughly documented with a User's Manual of over 35 pages describing each command and feature, and includes numerous examples. It is 9.5K bytes in size, and a minimum C/PM operating system of 20K is recommended. A User's Manual and standard size single density diskette are \$69.00. A User's Manual is \$7.50, refundable with purchase. COD and money orders shipped next day. COD orders require 10% deposit. Personal checks must clear before shipment. Include \$2.00 shipping/handling per order.

SOFTWARE DEVELOPMENT AND TRAINING, INC.  
P. O. Box 4511 — Huntsville, Alabama 35802  
C/PM<sup>®</sup> is a trademark of Digital Research

## NO FRILLS! NO GIMMICKS! JUST GREAT DISCOUNTS MAIL ORDER ONLY

<b>HAZELTINE</b>		<b>DIGITAL SYSTEMS</b>	
1400 .....	\$ 650.00	Computer .....	\$4345.00
1500 .....	995.00	Double Density .....	
Mod 1 .....	1495.00	Dual Drive .....	2433.00
<b>CENTRONICS</b>		<b>IMSAI</b>	
779-1 .....	954.00	VDP 80/1000 .....	\$5895.00
779-2 .....	1051.00	VDP 40 .....	3795.00
700-2 .....	1350.00	VDP 42 .....	3895.00
761 KSR tractor .....	1595.00	VDP 44 .....	4195.00
703 tractor .....	2195.00	16K Memory assem. . .	399.00
<b>NORTHSTAR</b>		PCS 80/15 .....	679.00
Horizon I assembled. . .	1629.00	15% off on all other Imsai products	
kit .....	1339.00	<b>CROMEMCO</b>	
Horizon II assembled. . .	1999.00	System III \$1000 off . .	4990.00
kit .....	1599.00	10% off on all other Cromemco products	
Disk System .....	589.00	<b>TEXAS INSTRUMENTS</b>	
<b>TELETYPE</b>		810 Printer .....	1595.00
Mod 43 .....	995.00	<b>CENTRONICS</b>	
<b>IMS</b>		Micro Printer .....	495.00
16K Static Memory. . .	459.95		

Most items in stock for immediate delivery. Factory-fresh, sealed cartons.

**DATA DISCOUNT CENTER** P.O. Box 100  
135-53 Northern Blvd., Flushing, New York 11354, 212/465-6609  
N.Y.S. residents add appropriate Sales Tax. Shipping FOB N.Y.  
BankAmericard, Master Charge add 3%. COD orders require 25% deposit.



## SOFTWARE FOR BUSINESS

includes:

- \* Mailing List
- \* General Ledger
- \* Payroll
- \* Phone Directory
- \* Customer Information
- \* Invoice Writer
- \* Inventory
- \* Check Writer
- \* Complete Business System
- \* Master Business System

Available Soon Word Processor


video world

2224 N. University, Peoria, Il. 61604  
Phone 309/686-9352


\*Trademark of Apple Computer Co. Inc.

# Guess who builds this great \$19.95\* Logic Probe.

**You.** With this easy-to-build Logic Probe Kit from CSC and just a few hours of easy assembly—thanks to our very descriptive step-by-step manual—you have a full performance logic probe. With it, the logic level in a digital circuit translates into light from the Hi or Lo LED; pulses as narrow as 300 nanoseconds are stretched into blinks of the Pulse LED, triggered from either leading edge. You'll be able to probe deeper into logic with the LPK-1, one of the smarter tools from CSC.



Complete, easy-to-follow instructions help make this a one-night project.



CONTINENTAL SPECIALTIES CORPORATION



70 Fulton Terr., New Haven, CT 06509 (203) 624-3103, TWX 710-465-1227  
OTHER OFFICES: San Francisco: (415) 421-8872, TWX 910-372-7992  
Europe: CSC UK LTD. Phone Saffron-Walden 0799-21682, TLX 817477  
Canada: Len Finkler Ltd., Ontario

Call toll-free for details  
**1-800-243-6077**

\*Suggested US resale. Available at selected local distributors.  
Prices, specifications subject to change without notice.  
© Copyright 1979 Continental Specialties Corporation

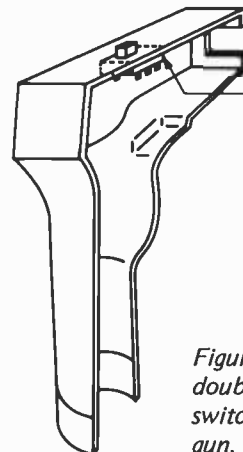
Circle 81 on inquiry card.

## The Hobby Unwrap

Ralph Stirling  
7401 Garland Av  
Takoma Park MD 20012

The Hobby Wrap Model BW-630 wire wrap gun, manufactured by the OK Tool Company, 3455 Conner St, Bronx NY 10475, is a useful tool for experimenters. One feature I missed, though, is the ability to unwrap wrong connections. The Hobby Wrap is powered by a DC motor run on two C cells. If the batteries are installed *backwards*, the motor runs in the *reverse* direction. It can then unwrap wire wrap connections. But removing the batteries and replacing them backwards is a very inefficient way to do unwrapping. Some better method of reversing battery polarity is required.

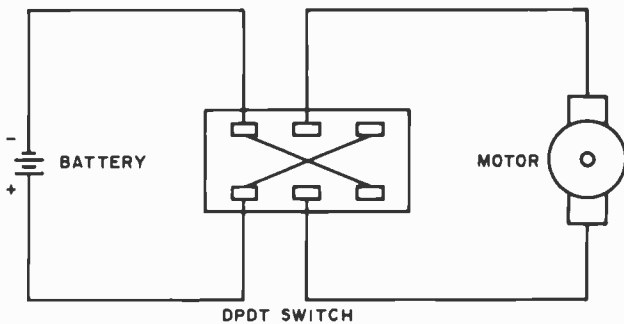
A double pole double throw (DPDT) switch can be used to change the polarity of the motor connections. The Hobby Wrap is dismantled by removing the two bolts and the metal ring around the battery compartment. I have found that a Radio Shack 275-407 (or equivalent) DPDT sub-miniature slide switch can be mounted in a cutout made in the thin plastic square at the



NOTE:  
GLUE TABS ON  
SWITCH TO  
PLASTIC SHELL  
WITH EPOXY

Figure 2: Installation of double pole double throw switch in the Hobby Wrap gun.

Figure 1: A modification to the Hobby Wrap Model BW-630 wire wrap gun manufactured by the OK Tool Company. A double pole double throw switch is used to reverse the direction of motor rotation, enabling the user to unwrap wire wrap connections.




rear of the top side of the tool. The switch should be mounted in the *left* half of the case (when viewed from the rear of the gun). This allows the right half to be removed completely without upsetting the battery connections. The slide switch is glued in position with epoxy, because mounting holes would be difficult to drill. The whole modification takes less than two hours.

#### Step by Step Instructions

1. Remove *right* half of case (two bolts and ring).
2. Remove motor (pop off rubber belt and gently remove motor from drive shaft).
3. Unsolder wires connecting the motor with the battery connectors.
4. Solder wires (30 gauge wire wrap) diagonally across the switch as shown in figure 1.
5. Solder two wires from the motor to the middle two contacts on the switch, and two wires from the battery connectors to one of the outer pairs of contacts on the switch.
6. Trim out the thin section of plastic on the *left* half of the case (figure 2) and glue the switch into this slot with epoxy.
7. Remount the motor, route the wires past the bolt hole, replace the right half of the case in its original position, and label the switch positions.

You now have an unwrapping tool whenever you need it. To unwrap, slide the switch to the unwrap position, place the tool over the wire wrap post as in wrapping, and press more firmly than usual while giving the motor a brief burst. The wrap should come right off. ■

# LSI-11 TIME



It's **TIME** you brought your LSI-11 up to **DATE**. **TIME** and **DATE**, two important parameters in the computer world, are available to your LSI-11 on one **DUAL SIZE BOARD**. When requested, the TCU-50D will present you with the date (month and day), time (hour and minutes), and seconds. Turn your computer off and forget about the time — your battery supported TCU-50D won't, not for 3 months anyway. The correct date and time will be there when you power up.

The TCU-50D is shipped preset to your local time, but can be set to any time you want by a simple software routine.

**AT \$295**

### YOU CAN'T AFFORD TO IGNORE TIME

Time is only one way we can help you upgrade your LSI-11 or PDP-11 system. We'd also like to tell you about the others. So contact Digital Pathways if you're into -11's. **We are too.**



**DIGITAL PATHWAYS INC.**

4151 Middlefield Road • Palo Alto,  
California 94306 • Telephone (415) 493-5544

## 3M Scotch® COMPANY Diskettes At SUPER Low Prices!

10-40 quantity <b>\$4.25 each</b> in boxes of 10	3M-740-0-H 8" IBM 3740-Type Soft-sectored in Hard box (reg \$6.50 each)	50-190 quantity <b>\$3.50 each</b> in boxes of 10
10-40 quantity <b>\$4.20 each</b> in boxes of 10	3M-744-0-H 3M-744-10-H 3M-744-16-H 5" in Hard box (reg \$6.50 each)	50-190 quantity <b>\$3.50 each</b> in boxes of 10

#### Write or call for quantities price schedule.

##### Terms:

- On orders under \$50, add \$2 handling charge.
- We pay UPS shipping within continental U.S. on **prepaid** orders.
- On C.O.D., \$1 plus shipping charges will be added.
- Foreign customers please ask about additional shipping charges.
- N.Y. State residents add appropriate sales tax.
- Prices subject to change without notice.
- Allow 3 weeks for personal checks to clear.
- Send check or money order to CSD.



3470 Erie Blvd. East  
Syracuse, N.Y. 13214

- Floppy Diskettes
- For your Microcomputer and Minicomputer needs
- Fast delivery - we ship from stock
- Save by buying in volume
- Authorized factory distributor
- To place orders call 24 hrs./7 days

**TOLL FREE:**

**800-448-5523** - All states except

N.Y., Alaska,  
Hawaii

**800-962-5887** - N.Y. state only



# The **Rothenberg**

## **INTEGRATED FINANCIAL SYSTEM**

under  
**CP/M\***

- GENERAL LEDGER
- ACCOUNTS RECEIVABLE
- ACCOUNTS PAYABLE
- PAYROLL
- INVENTORY CONTROL

Easy to use, self-guided.  
You don't have to be a CPA!

Price: \$500 each  
Complete manuals: \$8 each  
Immediate Delivery  
Requires only 32K system

Requires CBASIC\*\*

Prepaid or COD only

Send CP/M serial # with each order

Also available:  
Complete Legal Billing System  
Only \$1995. Manual \$12.

# **Rothenberg**

INFORMATION SYSTEMS, INC.

260 Sheridan Avenue  
Palo Alto, CA 94306  
(415) 324-8850

\*CP/M is a trademark of Digital Research

\*\*Add \$100 if CBASIC is also needed

# Programming Quickies

## SwTPC 6800 Display Routine

Mike Hayes  
Tektronix  
3311 Roselawn  
San Antonio TX 78226

The SwTPC 6800 computer requires the use of the MIKBUG M function to load and display the contents of memory. The program in listing 1 allows immediate display or loading of X number of bytes, and is much easier on the programmer than the MIKBUG subroutines. I hope this program will be of some service to readers.■

Listing 1: 6800 program for displaying and reading X number of bytes.

```

00001      .      CHANGE ALLOWS USER TTY INPUT OF MANY BYTES
00002      .      AT ONCE. USE MIKBUG "G" FUNCTION TO JUMP TO
00003      .      $0100, THEN TYPE IN THE FIRST ADDRESS. CHANGE
00004      .      WILL DISPLAY THAT ADDRESS AND ITS DATA ...
00005      .
00006      .      *****
00007      .      DISPLAY MODE *****
00008      .      ENTER A SPACE TO SHOW NEXT BYTE IF IN DISPLAY
00009      .      MODE, OR TO ENTER NEXT BYTE IF IN LOAD MODE.
00010      .
00011      .      ENTER ":" INSTEAD OF SPACE TO SWITCH FROM
00012      .      DISPLAY TO LOAD MODE OR VICE VERSA. IN EITHER
00013      .      MODE, ENTERING A CARRIAGE RETURN STARTS A
00014      .      NEW LINE.
00015      .      *****
00016      .      EXIT FROM THE PROGRAM *****
00017      .      THE USER MAY EXIT AT ANY TIME FROM DISPLAY
00018      .      MODE BY INPUTTING ANY CHARACTER EXCEPT ":",
00019      .      SPACE, OR THE CARRIAGE RETURN ...
00020      .      EXIT FROM THE LOAD MODE BY TYPING IN AN ILLEGAL
          .      BYTE. ALSO CAN GO BACK TO CHANGE ENTRY POINT,
          .      FROM LOAD MODE, BY TYPING IN AN ILLEGAL USER
          .      RESPONSE AFTER BYTE ENTRY.
00021      E047      BADDR      EQU $E047
00022      E055      BYTE       EQU $E055
00023      E1AC      INCH      EQU $E1AC
00024      E0CC      OUTS      EQU $E0CC
00025      E1D1      OUTCH     EQU $E1D1
00026      E0BF      OUT2H     EQU $E0BF
00027      E0CA      OUT2HS    EQU $E0CA
00028      E0CB      OUT4HS    EQU $E0CB
00029      E07E      PDATA1    EQU $E07E
00030
00031      .
00032      A00C      .          ORG $A00C
00033      A00C      00          XHI      FCB 00
00034      A00D      00          XLOW     FCB 00
00035      .
00036      1000      .          ORG $1000
00037      1000      CHANGE     EQU      .      BEGIN WITH USER INPUT ADDRESS
00038      1000      CE         1061      LDX      #STRING
00039      1003      BD         E07E      JSR      PDATA1
00040      1006      8D         E047      JSR      BADDR
00041      1009      8D         46        CHA51  BSR      ADDO      PRINT CURRENT ADDRESS
00042      100B      BD         E0BF      CHA31  JSR      OUT2H     PRINT CURRENT DATA
00043      100E      FF         A00C      STX      XHI
00044      1011      BD         E1AC      JSR      INCH      GET USER RESPONSE
00045      1014      81         20        CMPA    #20
00046      1016      27         F3        BEQ     CHA31     IF RESPONSE=" " THEN PRINT NEXT
          .          DATA BYTE
00047      1018      81         0D        CMPA    #0D
00048      101A      27         ED        BEQ     CHA51     IF RESPONSE=CR THEN START NEW
          .          LINE
00049      101C      81         38        CMPA    #;
00050      101E      27         01        BEQ     CHA71     IF RESPONSE=";" THEN ENTER LOAD
          .          MODE
00051      1020      3F         .        SWI
          .          IF RESPONSE WAS NONE OF ABOVE,
          .          RETURN
00052      .
00053      1021      BD         E055      CHA71  JSR      BYTE      WAIT FOR USER INPUT OF TWO HEX
          .          CHAR
00054      1024      09         .        DEX
00055      1025      A7         00        STAA   X          STORE IN LOCATION POINTED TO BY
          .          X-1
    
```

## Listing 1, continued:

```

00056 1027 BD E1AC CHA75 JSR INCH WAIT FOR USER DIRECTIVE
00057 102A 81 20 CMPA =\$20
00058 102C 27 0A BEQ CHA81 ON SPACE INPUT PREP FOR LOAD
                                ANOTHER BYTE
00059 102E 81 3B CMPA =:
00060 1030 27 0D BEQ CHA91 TRANSFER BACK INTO DISPLAY MODE
00061 1032 81 0D CMPA =\$0D
00062 1034 27 0F BEQ CHA95 ON CARRIAGE RETURN PRINT NEW
                                ADDRESS
                                IF NONE OF ABOVE, GET NEW
                                ADDRESS TO START
00063 1036 20 C8 BRA CHANGE
00064 .
00065 1038 08 CHA81 INX
00066 1039 08 CHA81 INX
00067 103A FF A00C STX XHI
00068 103D 20 E2 BRA CHA71
00069 103F 08 CHA91 INX
00070 1040 FF A00C STX XHI
00071 1043 20 C4 BRA CHA51
00072 1045 8D 0A CHA95 BSR ADD0
00073 1047 BD E0BF JSR OUT2H
00074 104A 09 DEX
00075 104B 09 DEX
00076 104C FF A00C STX XHI
00077 104F 20 D6 BRA CHA75
00078 .
00079 1051 ADD0 EQU *
00080 1051 CE 1061 LDX #STRING PRINT "@",CR AND LF
00081 1054 BD E07E JSR PDATA1
00082 1057 CE A00C LDX =XHI
00083 105A BD E0C8 JSR OUT4MS
00084 105D FE A00C LDX XHI
00085 1060 39 RTS
00086 .
00087 1061 0D STRING FCB $D,$A,0,0,@,4
                                1062 0A
                                1063 00
                                1064 00
                                1065 40
                                1066 04
00088 END

```

TOTAL ERRORS 0

## 6800 Register Display

The program in listing 1 solves a major point of frustration for users of the 6800 processor with the MIKBUG operating system. With such systems, the user must insert the software interrupt (SWI, #3F) instruction into the code and stop the program execution at that point every time a register display is desired. A software interrupt causes MIKBUG to gain control after outputting the contents of the registers. Note that after using the software interrupt, the user must reset the program counter and other registers and run the program again. There is no practical way to single step through a program or to have lights which allow one to view registers during execution of a program.

DISPL solves this problem when called as a subroutine. It prints all register contents at the point of call and then returns control to the calling program with all registers restored.

Slight modifications will allow DISPL to do elaborate and useful functions. Including a small supervisor routine in the DISPL routine will allow conditional register printing, or conditional software interrupt. Conditional printing is useful when

**Mike Hayes**  
**Tektronix**  
**3311 Roselawn**  
**San Antonio TX 78226**

# IT'S HERE...

anti-magnetic  
 protection for  
 cassette-stored  
 data



## TAPE \* SAFE METAL CASSETTE SHIELDS

Don't risk the erasure of valuable cassette-stored data through accidental magnetic-field exposure. Such irretrievable loss can occur during storage or transit if unprotected tapes are exposed to the magnetic fields produced by motors, transformers, generators, electronic equipment—even the intense transient fields induced by electrical storms. TAPE\*SAFE Cassette Shields are constructed of the same special magnetic alloy used to shield cathode ray tubes and other magnetic-sensitive components. Heliarc-welded seams and hydrogen annealing assure optimum shielding properties. Each attractively-finished TAPE\*SAFE Shield accommodates one cassette in its original plastic box. The handsome FILE DECK, in contrasting color, stores six TAPE\*SAFE Shields (One FILE DECK sent FREE with each six Cassette Shields). Order direct from this ad.

TAPE\*SAFE Cassette Shields—\$14.95 ea., postpd.

Six or more at one time—\$12.95 ea., postpd.

Inquire about quantity discounts

### Data-Safe Products, Inc.

4737 Darrah St., Phila., PA 19124 • 215/535-3004  
 Dealer Inquiries Invited



#### SPECIAL INTRODUCTORY OFFER

Ship \_\_\_\_\_ TAPE\*SAFE Shields at \$ \_\_\_\_\_ ea.

Ship \_\_\_\_\_ FILE DECK Racks at \$ \_\_\_\_\_ ea.

Total Enclosed \$ \_\_\_\_\_ (check or money order)  
 Pa. Residents add 6% Sales Tax.

Name \_\_\_\_\_

Address \_\_\_\_\_


City \_\_\_\_\_ State \_\_\_\_\_ Zip \_\_\_\_\_

the user desires to display the registers just the first ten times through a loop, or perhaps just after the 100th time through a loop. This is implemented with just a simple counter and branch if greater than. Conditional software interrupt is extremely useful when the user knows that at a certain place in a program, a particular register should not exceed a given value.

*Listing 1: 6800 register display program. Use of references to MIKBUG makes this program fully position independent.*

00001					NAM	DISPL	
00002A	0200				ORG	\$200	
00003		E0CA	A	OUT2HS	EQU	\$E0CA	PRINT 2 CHAR FROM X
00004		E0C8	A	OUT4HS	EQU	\$E0C8	PRINT 4 CHAR FROM X
00005		E1D1	A	PRINT	EQU	\$E1D1	PRINT A CHAR FROM A
00006A	0200	00	A	SAVCC	FCB	0	SAVE CONDITION CODES
00007A	0201	00	A	SAVBR	FCB	0	SAVE B REGISTER
00008A	0202	00	A	SAVAR	FCB	0	SAVE A REGISTER
00009A	0203	0000	A	SAVX	FDB	0	SAVE X REGISTER
00010A	0205	0000	A	SAVPC	FDB	0	SAVE PROGRAM COUNTER
00011A	0207	07		DISPLY	TPA		TRANSFER CC TO A REGISTER
00012A	020B	07			TPA		
00013A	0209	B7	0200	A	STAA	SAVCC	
00014A	020C	32			PULA		STORE IN . . .
00015A	020D	B7	0202	A	STAA	SAVAR	SAVCC SAVAR SAVBR SAVX
00016A	0210	F7	0201	A	STAB	SAVBR	CC A B X
00017A	0213	FF	0203	A	STX	SAVX	
00018A	0216	30			TSX		STACK HOLDS PC ON ENTRY
00019A	0217	A6	00	A	LDAA	0,X	
00020A	0219	B7	0205	A	STAA	SAVPC	
00021A	021C	A6	01	A	LDAA	1,X	
00022A	021E	B7	0206	A	STAA	SAVPC+1	STORE PREVIOUS PC IN SAVPC
00023A	0221	CE	0200	A	LDX	#SAVCC	
00024A	0224	BD	E0CA	A	JSR	OUT2HS	
00025A	0227	BD	E0CA	A	JSR	OUT2HS	
00026A	022A	BD	E0CA	A	JSR	OUT2HS	
00027A	022D	BD	E0C8	A	JSR	OUT4HS	
00028A	0230	BD	E0C8	A	JSR	OUT4HS	OUTPUT CC,B,A,X,P
00029A	0233	86	0D	A	LDAA	#\$D	
00030A	0235	BD	E1D1	A	JSR	PRINT	
00031A	023B	86	0A	A	LDAA	#\$A	CR,LF OUT
00032A	023A	BD	E1D1	A	JSR	PRINT	
00033A	023D	B6	0202	A	LDAA	SAVAR	
00034A	0240	F6	0201	A	LDAB	SAVBR	
00035A	0243	FE	0203	A	LDX	SAVX	
00036A	0246	36			PSHA		RESTORE ALL REGISTERS
00037A	0247	B6	0200	A	LDAA	SAVCC	
00038A	024A	06			TAP		
00039A	024B	32			PULA		
00040A	024C	39			RTS		
00041					END		
TOTAL ERRORS 00000.							

Obviously there are many variations on the sorts of small supervisor routines which can be added on to this basic program. Most are easy to implement. The idea for DISPL was derived from certain functions available with the Motorola Exorcisor system. Unfortunately, no listings of those system programs were available to me, so I wrote the basic idea. ■



† Invented by Forrest Mozer

## Introducing—New, Low-cost, Fixed Vocabulary Speech Synthesizers †

for Computer Hobbyists or OEM use

### FEATURES

- Two 64-word vocabularies available:
  - Full spoken numerics plus a variety of measurement words
  - ASCII characters: numerics, alphabet, punctuation
- Clear, highly intelligible male voice
- All MOS-LSI circuitry
- 6-bit parallel strobed input
- No external clocks required
- Inputs are TTL compatible
- Analog Speech output signal
- Custom vocabularies can be produced

**\$179<sup>00</sup>\***

*Boards with numbers & calculator functions . . .*

**only . . . . . \$95.00\***

\*Plus state sales taxes where applicable



**TELESENSORY SYSTEMS, INC.**

3408 Hillview Ave., P.O. Box 10099, Palo Alto, CA 94304

Telephone (415) 493-2626



Text continued from page 8:

siderations already discussed in the forum published with your comment. Remember, all programming languages are equivalent (eg: to a Turing machine), so there are no programs that will run in Pascal that won't run in BASIC.

I don't mean to defend BASIC. It's slow and archaic. But it (and FORTRAN) have lasted much longer than any of the block structured languages: ALGOL, PL/1, SIMULA, etc. (By "last," I mean that it is still in popular use.) How long will Pascal last? The ideas behind block structured languages are great, but they have yet to be implemented in an optimal form.

John Beetem  
Quillen 4-1  
Escondido Village  
Stanford CA 94305

Several comments. You are considering the cost of a system from the ground up. Many people already have systems with large amounts of memory, and therefore the Pascal system addition is only \$200. If you own a small business, the cost of buying a complete Pascal system versus a smaller system using BASIC is probably less once programming time is considered. Also, Pascal is now running on the Apple II computer. The Apple cuts off the cost of a terminal and brings you down to an 1800 dollar computer... RGAC

#### PASCAL COMMUNICATION REQUESTED

We are busy with the implementation of a high level language compiler and would like to get in touch with other groups who pursue similar goals. Here is a short summary of our project.

The language at which we are aiming has the full expressional power of Pascal and will run on a p-code interpreter for a virtual machine. As our language will have special features to support the compiler writer's task, we have chosen the name COSY-Pascal to distinguish our Pascal from the strictly defined language. We have planned additional features for the following compiler subtasks: syntax definition, attribute propagation, and definition table options. Design criterions for the extensions were economy of memory usage, user convenience and simplicity of implementation.

Based on recursive descent LL(1) techniques, syntactic rules may be formulated in Backnus-Naur Form. The grammar is compiled almost as is, and will be interpreted at runtime.

As with attributed grammars, variables may be associated with every nonterminal of the grammar, such that the variables of the dynamically last nonterminals are accessible to the programmer. Error messages produced by other errors will be suppressed by the system.

Presently we want to implement a strongly simplified version of Pascal. Most of the interpreter (6502 processor) and some support routines are implemented, but they are not yet intensively

tested. A detailed specification of most of Pascal has been worked out and will be discussed.

We hope to have some simple programs compiled and running soon.

Bernhard Miller  
Mozartstr 1  
1744 Kandel  
Norbert Gireitzke  
Lenzstr  
75 Karlsruhe  
WEST GERMANY

#### IMPROVING STATISTIC ACCURACY

Alan B Forsyth's article "Elements of Statistical Computation" (January 1979 BYTE, page 182) pointed out how numerical errors can accumulate when computing means and standard deviations. Readers interested in more information about this topic should consult the December 1978 issue of *PPC Journal*, the monthly publication of the Personal Programmers Club for Hewlett-Packard programmable calculator users.

The article, "More Accurate Statistics," discusses in detail a method for accumulating sums of data to compute means and standard deviations. The recurrence formulas, which can be used to store or delete data using the new method, are given, as well as the formulas which show how to compute other statistical

parameters associated with the line of best fit for a group of data and the correlation coefficient. An HP-67/97 program is given which shows how to implement the new technique, and numerical examples are discussed. The method given can be programmed on any calculator or computer.

John Robert Kennedy  
11692 Chenault St #310  
Los Angeles CA 90049

#### SOME INSIGHTS ON INFORMATION

Thank you for publishing the fine article by Andrew Filo, on the biology of robots "Designing a Robot from Nature," (February and March 1979 BYTE). His article "turned on a little light." One light turned on in my head per day, or even per week, makes it all worth while.

He reports that frog skin was moved from back to stomach, and from stomach to back. Irritating the stomach then caused the frog to scratch his back, and irritating his back caused the frog to scratch his stomach.

I say: Aha. Packet-switching. Headers, with source address.

The telegram, the telephone call, or the computer packet all come with a source address; a necessity if the information comes in on a port that has multiple users.

# READ THE MAGAZINE THE PROS READ.

For over 20 years DATAMATION has been the magazine for the data processing professional. Now DATAMATION magazine is available to hobbyists, businessmen, accountants, engineers, programmers... anyone with a deep curiosity about the real world of data processing.

Written by the data processing professional for the data processing professional, DATAMATION magazine's articles cover a wide range of subjects... industry trends, "how to do it better" articles, budget and salary surveys, new computer applications, advanced technology, new products and services as well as a monthly department on personal computing.

Whether your interest in computers is for fun or profit, DATAMATION magazine has a world of information for you every month... plus an annual Special

Edition, the Industry Profile featuring the "DATAMATION 50" — the top U.S. DP companies.



TECHNICAL PUBLISHING COMPANY  
A Dun & Bradstreet Company  
35 Mason St., Greenwich, CT 06830  
(203) 661-5400

FOR A ONE YEAR SUBSCRIPTION (13 ISSUES) SEND \$32.

TO: SUZANNE A. RYAN  
DATAMATION magazine  
666 FIFTH AVENUE  
NEW YORK, NY 10019

Name \_\_\_\_\_

Address \_\_\_\_\_

City \_\_\_\_\_

State/Zip \_\_\_\_\_

# DATAMATION®

magazine

Aha #2) I have always wondered how there could be as many nerves in my spine as there are sensors below. If things are party-lined, there don't have to be as many wires.

Aha #3) Our sensors, for the most part, have very low data rates. Normally we are not irritated on many parts of our skin at once. There is plenty of time for many sensors to share a trunk in a party-line architecture. We are, I think, confused by an over-abundance of signals at once. By stimulating large areas of skin at one time, you know that something is happening, but you may not be able to separate the points.

Aha #4) Think acupuncture. I have a doctor who, though educated on the US mainland, is Chinese. Dr Lam has studied acupuncture, and practices it, in conjunction with normal medicine. My wife had cramps in her stomach area. They persisted. Dr Lam couldn't localize the trouble because a large area of muscles were fighting. He got out his needle and spun it into her foot, in a spot which he says is related to the stomach area. Within five minutes the muscles had relaxed. The remaining pain was isolated in a small area. He could feel this area, and he diagnosed the pain as gall-bladder. A subsequent operation proved him right: many large gall-stones, one of which had plugged up the duct. What had the doctor done? He had biased (pushed the break button) the

nerve from the stomach area to the brain, by getting at the nerve from another port. The brain didn't know the foot-signal from any other signal on the same trunk. The brain decided that there was no longer any pain in the stomach.

Aha #5) This suggests that there are many party-lines in higher animals (and I am a computer man: I have no idea how high) and each of these goes to many diverse sensors.

Aha #6) Today airplanes are using high-bandwidth coax from a string of sensors to the controls. They're on the right track.

Give us enough time, and mix together enough scientists and engineers, give us the help of magazines like BYTE, and we may figure ourselves out yet.

N J Thompson  
1615 Wilder #401  
Honolulu HI 96822

#### PASCAL UNEXPANDABLE

Your position in favor of UCSD Pascal is valid only from the perspective of the buyer of a complete computer system who wants the manufacturer to supply all of the operating system software. This buyer is willing to accept the limitations of the software in order that he may take advantage of its being off the shelf. The trend towards bundled packaging of Pascal, as

well as other major operating systems and languages, places the buyer of such a product in the position where he or she initially gets a very good deal on a powerful system, but is then unable to expand that initial hardware and software without buying a whole new system. Of course, no such expansion need be contemplated by the majority of customers. But some people may prefer that their initial investment in a system be of continuing value as future additions are made. Although less elegant than UCSD Pascal, there are other software packages one can start with which allow users to implement their own expansions, such as the IPS system described in your January issue. Thus, while valid from the perspective of certain users, your position should be qualified to reflect the limitations of that perspective.

George Lyons  
280 Henderson St  
Jersey City NJ 07302

*As a user of UCSD Pascal for several months now, I have yet to find an impenetrable wall—a fundamental function that was not in the system. To be sure, there are implementation dependent aspects which I find less than perfect. An implicit file name search over all volumes mounted in the system would be a convenience and a slightly larger maximum size for procedure blocks would be most useful. But the system is fundamentally well thought out, and complete as a basis for much productive programming...CH*

#### APL NOT DESIRED

Periodically I see APL programs in BYTE. I would like to discourage as much as possible all usage of APL.

When I was an undergraduate at Rice University, I had occasion to use APL quite a bit—first as the language I cut my programming teeth on, then as a graphics language, and finally, tutoring other students who were cutting their programming teeth. I saw these students acquire the same bad habits which I had learned from the language, and have just as hard a time breaking these habits as I did.

APL can be wonderful fun when you first use it, and it has some marvelously powerful constructions which allow you to do many things very concisely. Graphics is a good example. But this same conciseness and the lack of control structures encourage students to have competitions for one-liners. Everyday some poor soul would be elated about a new, completely obtuse line of APL which would generate the first  $n$  prime numbers, or some such foolishness. This was fine, as long as these one-liners remained the property of the programmer. But have you ever tried to decipher another person's APL programs? It is literally easier to read an assembler program than a foreign APL program. Even commercial APL software is written obtusely.

I spent a good portion of a week trying to decipher a workspace of graphics routines written by a well-known and well-respected manufacturer, and finally gave up. I've also found that I have a hard

## NOW, FROM MOUNTAIN HARDWARE. THE 100,000 DAY CLOCK.™

### Put your S-100 Computer on the clock.

A real time clock could double the utility of your computer. Time events in  $100\mu\text{S}$  increments for up to 100,000 days (over 273 years). Program events for the same period with real time interrupts that permit pre-programmed activities to take place...without derailing on-going programs. Maintain a log of computer usage. Call up lists or appointments. Time and date printouts. Time events. An on-board battery keeps the clock running in the event of power outage.

Mountain Hardware also offers a complete line of peripheral products for many fine computers.



Available at your dealer's. Now.

## Mountain Hardware, Inc.

300 Harvey West Blvd.  
Santa Cruz, CA 95060 (408) 429-8600



time understanding programs that I myself have written more than a month ago in APL. I've found that I no longer need APL, because I have a programmable calculator, and it is my belief that APL would never have existed had Hewlett-Packard come out with the HP-65 before IBM decided that FORTRAN was not all that the engineer needed.

Please let me encourage you not to spoil any of your good articles with an obtuse, unreadable, inefficient one-liner in APL. If APL persists, and our civilization perishes, APL will one day be dug up by a future archaeologist, who will try to decipher it, and find it more unreadable than Linear B.

David A Stephens  
POB 877  
Pecos TX 79772

#### GENEALOGICAL INFORMATION

Help! I am a genealogist with a PDP-10, expanded memory and disk and paper tape storage. Where can I find programs for the genealogist to use?

Mrs G Creaser  
4 Sunny Hill Rd  
Northboro MA 01532

Could any readers help trace some promising programs?...RGAC

#### FAST FOURIER TRANSFORMS ON YOUR HOME COMPUTER

I was pleased to see the article by Stanley and Peterson on the fast Fourier transform, "Fast Fourier Transforms on Your Home Computer" (BYTE December 1978, page 14). Aside from having many useful applications, this technique is complex enough to provide some fun and surprises when just playing with it. I would like to share some observations and prejudices which have arisen out of my personal experience with the FFT (fast Fourier transform).

Although the Fourier transform sometimes gives unexpected results and may be used to couch propositions in a very elegant fashion, it may not always be the best approach to use. Every operation in frequency space has an equivalent operation in real space; therefore any procedure utilizing the Fourier transform may, in fact, be performed without it. Sometimes results which appear to be profound become just common sense when approached in this way.

I think that authors should emphasize strongly (as did Stanley and Peterson) that the FFT is not an approximation, but just a faster way to compute the DFT (discrete Fourier transform). Approximations occur only in the sense that the DFT is used to approximate the continuous transform of a continuous (or analytic) function. These approximations arise from two sources, a finite sampling interval and a finite total sampling time. By their very nature, computers cannot calculate a continuous Fourier

transform, and we are always forced to use the DFT.

I personally would like to see the "sampling theorem" banned. At best its invocation obscures a perfectly clear concept, and at worst it is a tautology. The useful content of the theorem is contained in the observation that two points are needed to specify a sine wave of a given frequency. Used in this way, the theorem is misleading when it implies that we can safely discard parts of a signal (above a given frequency) because they "contain no information." I think it is more correct to say that the lost parts of the signal contain information that we do not want, cannot get, or do not need. In one sense "information" is a concept that we bring to a signal, not a property of the signal itself. In another sense, all frequencies contain some information, and a portion of that information is always lost during the sampling process.

The sampling theorem is meaningless if, in the literal sense, a signal really contains no information above a given frequency (ie: all Fourier amplitudes are 0). It is then obvious that a knowledge of all amplitudes below this frequency is equivalent to knowing the signal.

For a number of reasons the high frequency part of the DFT differs from the continuous transform we would like it to approximate. It turns out that the DFT is equivalent to sampling a segmental

linear function, that is, to a linear interpolation between data points. High frequency components (ie: near the limit decreed by the sampling rate) may be better approximated by multiplying the transform by a low pass filter function. The shape of a given filter corresponds to a particular method of interpolating between data points, and conversely any interpolation scheme yields its own filter function.

Some other references which I have found very useful are:


- Cooley, J W, P Lewis, and P D Welsh, "The Fast Fourier Transform and its Applications," *IEEE Transactions on Education* 12, 1969, page 27.
- Higgins, R J, "Fast Fourier Transform: An Introduction with some Minicomputer Experiments," *American Journal of Physics* 44, 1976, page 766.
- Bice, P K, "Speed Up the Fast Fourier Transform," *Electronic Design* 9, 1970, page 66.

I would be interested in any response to these comments.

Kenneth H Douglass Phd  
Division of Nuclear Medicine  
Johns Hopkins Hospital  
Baltimore MD 21205 ■

# Health Insurance for Your Floppies!


**Problem: Dust, Smoke, and Warpage will Ruin Your Floppy Disks.**



**Solution: The Flex 80 System will Protect, Index, and File Your Floppy Disks Quickly and Easily.**

## FLEX 80 SYSTEM

For Further Information and a Free Copy of Our "Policy"  
**CALL TOLL FREE 800 323-0254**




**ADVANCE ACCESS GROUP**  
10526 W. Cermak Westchester, IL 60153 312 562-5210  
"Manufacturers of Information Processing Supplies"

## Book Reviews

**Practical Microcomputer Programming:  
The INTEL 8080**  
by *W J Weller, A V Shatzel, and H Y Nice*  
*Northern Technology Books*  
*Evanston IL 1976*  
*306 pages hardcover, 6½ by 9¼ inches*  
*\$21.95*

Dan Wingren  
2714½ Greenville Av  
Dallas TX 75206



There was my new computer running correctly, lights twinkling alluringly, and there was my first serious problem: how was I to introduce keyboard written code into the thing? I was (that was three years ago) a green novice suddenly required to create a program in machine language, and the available literature helped not at all. The assembly manuals were written in language that a child could follow, but the applications manuals were written in the runes of the software priesthood, all abbreviation and ellipsis. How I wished for a book to bridge the gap!

Well, here it is. In fact it has existed since the end of 1976, but without the fanfare it deserves. It introduces 8080 machine language and assembly language programming to the novice. The authors know that there is a difference between novice and ninny. They never talk down. They merely talk in clear English, in sentences with rec-

ognizable nouns and verbs, and they spell out words fully. They move fast, but they have time for colorful illustrations and allusions. They introduce binary operations with a passing reference to Paul Revere's lantern ("One if by land . . .") and with the case of "If the shade is up don't come in. My husband is home." Examples abound in the form of short assembly language programs. These are always cogent and often related to actual problems that confront the typical home computer owner, such as how to read a keyboard. What's more, the book is a pleasure to handle: hardcover, sewn in signatures (so that it can lie on the desk open at any page), printed in clear book type on creamy matte paper.

The first chapters focus on binary operations, the Intel mnemonics, the elemental operations that they instigate, and the conventions of assembly language programming. On every page the authors spot and clear up the small ambiguities of technical jargon that can block understanding. For example, the Intel instruction MOV A,B only copies the contents of B register into A register and nothing gets transported bodily. Throughout, they use the word *copy* in preference to *move*. They point out the fact that the zero flag in the status register reads zero when the result of an operation is nonzero and is one when the result is zero. And they explain that there is a difference between carry and overflow in the status register even though, as they point out, "the Intel literature has used them interchangeably and in some places erroneously."

They go on, chapter by chapter, to shed light on binary arithmetic; multiplication and division in binary; the use of the stack pointer; the use of subroutines, arrays, and tables; how to convert between binary and decimal (and why the instruction DAA is not often used); a detailed explanation of input/output (I/O) and communication with a terminal; analog I/O; interrupt driven processes; and the debugging of programs. With this kind of introduction, the reader is then quite able to benefit from the many books and manuals that are directed toward the professional.

The reader will learn best by actually trying the little programs that accompany the text, but in doing so should be prepared for some snags. The source listings frequently contain pseudoinstructions that are peculiar to the cross assembler used by the authors: ZAR, LLA, JEQ, and about a dozen others. These can be translated even by a beginner (with the help of the index) into conventional Intel instructions, but one wishes it were not necessary. The cross

## CATCH THE S-100 INC. BUS!



	LIST PRICE	OUR SPECIAL CASH PRICE
S.D. Versafloppy Disk Controller Kit	159.00	135.00
I.M.C. "Pro" Dual Extender Card	39.00	33.00
Ithaca Audio TRS-80 16K Memory Upgrade Kit	140.00	119.00
T.E.I. 22 Slot Mainframe Fully Assembled with All Edge Connectors	845.00	633.00
Dynabyte MSC 16K Static 250 NS Memory - Assembled and Tested	555.00	440.00
IMSAI S-10 2-1 Kit - Serial Interface	125.00	106.00
IMSAI I-KB-1 Microprocessor Controlled Keyboard	395.00	170.00

Call for Our Prices on:  
Cromemco, IMSAI, Vector Graphic, North Star, Sanyo,  
Hazeltine, IMC plus Most Other Major Lines.

Subject to Available Quantities • Prices Quoted Include Cash Discounts  
Shipping & Insurance Extra

Bus. . . **S-100, inc.**  
Address. . . **7 White Place**  
**Clark, N.J. 07066**  
Interface. . . **201-382-1318**

assembler was written by the authors for a Computer Automation LSI-2 machine. The home computerist might wish they had used one of the resident assemblers commonly available to home users, but evidently the book is aimed not only at the hobbyist but also at the college classroom, where the big equipment is more likely to be available. Almost a third of the book is devoted to a complete source listing of the cross assembler.

Another substantial source listing, found in Appendix A, is the authors' "Hexadecimal Debug" program, and you may well want to put it into operation in your own system. It's nifty. Debug is an 880 byte program that enables the user to inspect and alter the contents of memory, to inspect and alter the registers, and to set breakpoints, all in unusually convenient ways. Remember, however, to mark all the odd pseudo-operation codes and replace them. You may also have to replace subroutine labels that duplicate the designations of registers A, B, D and H, if your assembler gets confused by such duplication, as mine does. Line 254 contains a misprint: the printed instruction is CPI ' ', whereas it should read CPI ':'; perhaps the period got lost when the dot matrix printout was reproduced. ■

Structured Programming in APL  
 by Dennis P Geller and Daniel P Freedman  
 Winthrop Publishers Inc, 1976  
 Englewood Cliffs NJ \$9.95

Structured programming began with two insights: one embodied in a formal proof that any possible program logic could be expressed in terms of a conditional branch and a conditional loop, and the other, Dijkstra's observation that the quality of programmers' work is a decreasing function of the number of GOTOs in their code. From these two insights has sprung a revolution in programming style among those who have accepted them, and angry arguments from those who haven't, and who feel put upon by those who insist on eliminating GOTOs altogether.

This book simply shows how to use APL in such a way that only structured programs result, and makes virtually no mention of the term structured programming outside its title. It is written as an introductory textbook, interweaving lessons on APL functions and operators among chapters on IF statements and DO loops, other features of APL such as terminal use, workspace management and debugging aids, and apt quotations from Lewis Carroll's *The Hunting of the Snark*.


Coverage is thorough, and the level is ele-

## 64KB MICROPROCESSOR MEMORIES


- S-100 - \$695.00
- SBC 80/10 - \$750.00
- LSI 11 - \$750.00
- 6800 - \$750.00



CI-S100 64K x 8



CI-1103 32K x 16



CI-6800 64K x 8



CI-8080 64K x 8

**CI-S100** — 64K x 8 on a single board. Plugs directly into the IMSAI, MITS, TDL, SOL and most other S-100 Bus computers. No wait states even with Z80 at 4Mhz. Addressable in 4K increments. Power requirement 6 watts. Price \$695.00.

**CI-1103** — 8K words to 32K words in a single option slot. Plugs directly into LSI 11, LSI 11/2, H11 & PDP 1103. Addressable in 2K increments up to 128K. 8K x 16 \$390.00. 32K x 16 \$750.00 qty. one.

**CI-6800** — 16KB to 64KB on a single board. Plugs directly into Motorola's EXORcisor and compatible with the evaluation modules. Addressable in 4K increments up to 64K. 16KB \$390.00. 64KB \$750.00.

**CI-8080** — 16KB to 64KB on single board. Plugs directly into Intel's MDS 800 and SBC 80/10. Addressable in 4K increments up to 64K. 16KB \$390.00. 64KB \$750.00

Tested and burned-in. Full year warranty.



**Chrislin Industries, Inc.**

Computer Products Division

31352 Via Colinas • Westlake Village, CA 91361 • 213-991-2254

Circle 47 on inquiry card.

mentary. Anyone who absorbs all the material of this book will need only study and practice on a variety of applications in order to be a competent programmer, something that cannot be said of most language manuals which define the language but do not show the right manner of using it. The chapter on documentation is especially valuable, and would make an excellent addition to every APL public library system.


Another useful feature of the book is the careful demonstration of the program development process, especially after the program is working and various features are being incorporated into the design, many in exercises for the student. Included in program development is provision for error checking of input, with various indicators of error or prompts to try again. This is an area in which APL excels if the programmer knows how to do it and takes the trouble.

Functions can check their arguments and user inputs for type, size, range and other errors before performing any operations that could adversely affect data or otherwise cause trouble, and a general utility function to do this is provided that accepts as its arguments a condition to be checked and a message to print when the condition holds.

The method used to diagram program structure is one that enforces the discipline

of structured programming. It permits the nesting of loops and decisions, but does not have provision for going from one point in the program to any other. Once a program has been laid out in this manner, it is a trivial task to code the branch statements; and thus correct structure, though not efficiency, is assured. This is one of the sore points among nonstructured programmers. It is, of course, not mentioned in the text, except for a note in the preface expressing the hope that students will learn from the text to write working (ie: correct) programs here, whether or not they may learn to write more compact, faster or more aesthetic programs later.

The foreword claims that students using the material of this book learn more, faster, at lower cost in human and machine time than those using other approaches. I have no way of directly testing this myself, but I can say that it would not surprise me if it were true. This is the only APL textbook that is a programming textbook first and a language manual second; this is rare in any programming language. The only book I can compare it with is *APL: An Interactive Approach*, by Gilman and Rose, on the basis that both teach the language to the user, on line, giving examples and experiments to try. Gilman and Rose go more deeply into the language, but neglect programming style and tech-



## BYTE IS COMPLETELY INDEXED!

*Relax...* you no longer have to do a sequential search to order reprint articles. In addition to the 1975-1976 index, the 1977 and 1978 indices are now available.

To receive your **BYTE INDEX/REPRINT CATALOG(S)** send 50¢ for postage and handling to **BYTE INDEX, 70 MAIN STREET, PETERBOROUGH NH 03458.**

*An order form is included in the index package for convenient ordering of reprint articles. Just fill it in, enclose payment and return it to **BYTE.***

### A FEW OF THE BEST

1977

Making Hash with Tables	T Dollhoff
An Inexpensive Joystick Interface	T Buschbach
Newt: A Mobile Cognitive Robot	R Hollis
How to Pick Up a Dropped Bit	D Maurer
An APL Interpreter for Microcomputers	M Wimble
Control the World	S Ciarcia
How to Implement Space War	D Kruglinski
Komputar	D Brader
Building a Computer from Scratch	H Jones
The Computers of Star Trek	K Schmucker
The Digital Cassette Subsystem	Rampil & Breimier
Give Your Micro a Megabyte	R Grappel
Structured Program Design	D Higgins
Floating Point Arithmetic	B Hashizume

1978

Brains of Men and Machines	E Kent
Program Your Next EROM in BASIC	S Ciarcia
A Programmable Character Generator	L Weinstein
Give an Ear to Your Computer	B Georgiou
How to Choose a Microprocessor	L Frenzel
Who's Afraid of Dynamic Memories	L Hauck
Let Your Fingers do the Talking	S Ciarcia
A Tiny Pascal Compiler	Chung & Yuen
WADUZITDO	L Kheriaty
Computer Chess Programming	the Spracklens
Tune in & Turn On	S Ciarcia
Three Dimensional Plotting	M Gottlieb
Add a Voice to Your Computer	S Ciarcia
Designing Structured Programs	C Weems

nique; they are not writing for novice programmers as Geller and Freedman are. If you are confident of your style, read Gilman and Rose. If you are just starting, or don't know much about structure, design and documentation, *Structured Programming in APL* is the one for you. Better yet, read both.

Mokurai Cherlin  
 APL Business Consultants  
 POB 478  
 Mt Shasta CA 96067


**The Cheap Video Cookbook**  
 by Don Lancaster  
 Howard W Sams and Co  
 Indianapolis IN, 1978  
 \$5.95

Don Lancaster stays on the sequel bandwagon with his new "cookbook." This time, the recipe is for a 7 integrated circuit design called TVT 6 5/8. This \$20 circuit, along with software and module customizing, allows a wide variety of alphanumeric (such as 24 lines by 80 characters) or graphic

(256 by 256) displays on standard television sets. A little extra software gives you multiple cursors, scrolling, and full editing features.

The book's first chapter introduces the concept of "cheap video," and has a brief explanation of its two novel tricks: SCAN and upstream tap. Chapter 2 covers various software routines needed for a good display, each routine building on the last. The reader is encouraged to write improved versions. Routines covered include cursors, scrolling, graphics loaders, memory repacking (for 40 or 80 character lines), and the all-important (to "cheap video") SCAN "microinstruction." Upstream taps, data-to-video conversion, bandwidth reduction, sync circuitry, and other hardware, as well as television modifications, are in chapter 3. Construction details in chapter four describe the main circuit and several "personality" modules. The fifth chapter addresses transparency, or how to do other things such as run BASIC, when the computer is not working with the display.


The TVT 6 5/8 is designed around a 6502 microcomputer (KIM), but with mainly software changes a 6800 system should work just fine. Other processors, such as the Z-80, 8080, 1802, and 2650 should be usable, but would require more




# SPECIALIZING IN QUALITY MICROCOMPUTER HARDWARE

INDUSTRIAL • EDUCATIONAL • SMALL BUSINESS • PERSONAL


BUILDING BLOCKS FOR MICROCOMPUTER SYSTEMS, CONTROL & TEST EQUIPMENT




**R<sup>2</sup> I/O**  
 2K ROM  
 2K RAM  
 3 Serial Ports  
 1 Parallel Port



**16 K RAM**  
 FULLY STATIC  
 MEMORY



**ECT-100-F**  
 RACKMOUNT  
 CARD CAGES



**TT-10**  
 TABLE TOP  
 MAINFRAMES

POWER SUPPLIES, CPU's, MEMORY, OEM VARIATIONS

763 RAMSEY AVE.  
 HILLSIDE, N.J. 07205

**ELECTRONIC CONTROL TECHNOLOGY (201) 686-8080**

work. Although the TVT 6 5/8 is built from only seven integrated circuits, and the circuit itself only costs approximately \$20, there is more to it than first meets the eye.

The author makes a few important assumptions. It is assumed that you already own a microcomputer (KIM in this case) that has sufficient programmable memory (up to 8 K bytes for 256 by 256 black and white graphics) to store the display. There must also be enough memory left over to run any cursor, loader, or other applications software. You must be willing and able to modify your microcomputer's memory to add a clever trick called an "upstream tap." Finally, you mustn't mind giving up 5 percent (for a single 32 or 40 character line display) to 50 percent (for 16 by 80 alphanumeric displays) to 50 to 95 percent (256 by 256 graphics) of the processor's time so that it can control the display. As far as the television is concerned, you may have to adjust the horizontal hold and/or defeat the sound trap for a really good 24 by 80 display. Still, you get only a 5 by 7 dot matrix (it uses less bandwidth than a 7 by 9 matrix) and, if you aren't careful, the display may still flicker. Cheap video is cheap because the memory (the single largest expense for a video display) is assumed to be

available at no cost, and the processor is assumed to be available between 5 and 95 percent of the time to provide display timing.

Whether you stick with the older all-hardware interface using counters and gates and registers, or try your hand at this approach of letting the processor do most of the dirty work, or even if you just are curious about how video displays work, this is a good reference book. It has several hints and tricks for reducing bandwidth requirements, for generating suitable video and sync signals, and for making more general (module programmed) circuits which easily can be changed to provide different display formats. It even has complete schematics, printed circuit board patterns, and "nuts and bolts" instructions on how to build your own TVT 6 5/8. Proofreading was lax in the schematics section, though, so you have to be on your toes and understand basic electronics to catch and correct the many discrepancies in component types and values, as well as to follow the few unexplained circuit changes made from schematic to schematic.

Glen E Monaghan  
1405 C Paegelow  
Scott AFB IL 62225

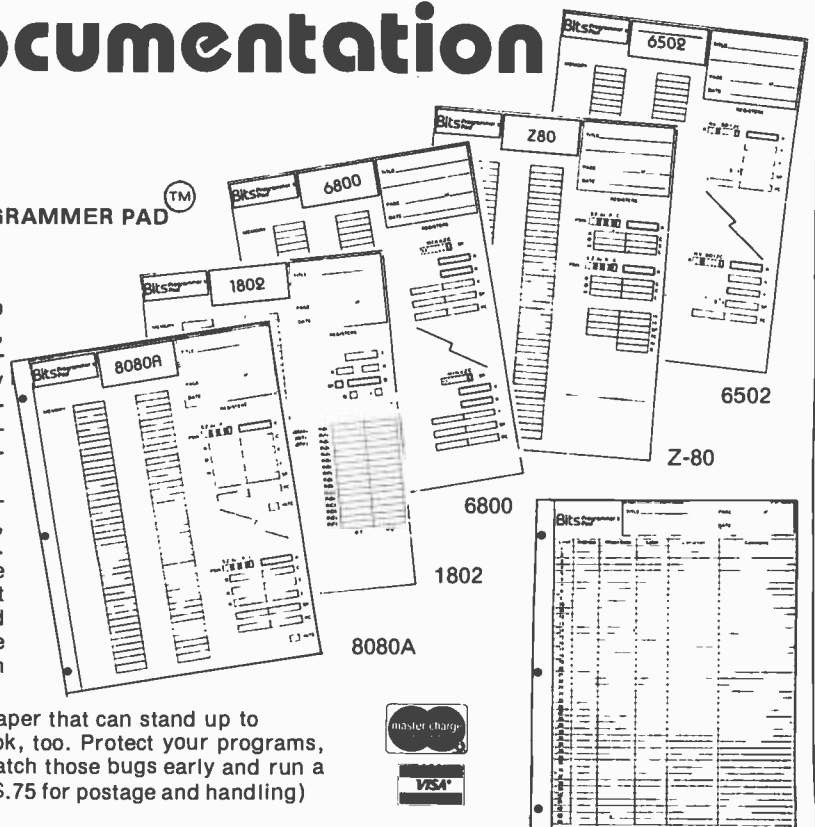
# Get Your Documentation Together!

**BITS INC. PROUDLY PRESENTS THE BITS PROGRAMMER PAD FOR ASSEMBLY LANGUAGE PROGRAMMERS**

Improve your style with Bits Programmer's Pads. One side is an ingenious form, custom-tailored to the microprocessor you're programming: 8080A, 6800, Z-80, 6502 or 1802. The microprocessor's architecture is laid out along with contiguous memory spaces to allow you to work out critical memory allocations, data movement, tables, and stack manipulations. This adds another dimension to your documentation.

The other side is for your program, with pre-numbered lines and columns for addresses object code, labels, instructions, and those essential comments. If you're hand assembling your programs, these pads are a life saver! Write your source code first and later assemble by filling in the object codes and assigning memory addresses. To relocate or revise your program, just renew the address column with typewriter correction tape and renumber.

Each 50 page pad is printed on a durable stock paper that can stand up to erasers and they're punched for a 3 ringed notebook, too. Protect your programs, make them easier to write, use, and understand. Catch those bugs early and run a clean program. **Only \$2.50 each** (Please include \$.75 for postage and handling)



**BITS** inc

FOR YOUR CONVENIENCE USE ORDER FORM ON PAGE

25 Rt. 101 Peterborough, N.H. 03458 — Dial Bank Card orders 800-258-5477 (in NH call 924-3355)

Reverse side



## Microcomputer-Based Design

by John B Peatman

McGraw-Hill, New York

540 pages, 6½ by 9½ inches

\$24.50

*Microcomputer-Based Design* by John B Peatman is a combination text and reference book aimed at engineers who wish to learn how to design systems using microprocessor. It is written not in a dull, dry tone, but rather in a light style. The minimum required background for this text is a rudimentary knowledge of logic (ie: transistor-transistor logic gates and flip flops) and the basic concepts of computer programming. The book develops hardware and software design skills upward from that point to a practical and useful level. A key feature of this book is the logical, lucid presentation of arguments present in the many illustrated design decisions.

*Microcomputer-Based Design* is divided into seven chapters and six appendices. The chapters are fairly complete, in-depth entities and each contains a set of practical design problems and additional references. The references may be difficult to find for readers without access to an engineering


library since many of the references are articles in engineering journals or manufacturers' application notes.

Chapter one is an overview of microcomputer applications focusing primarily on the distribution of "intelligence" to instruments and tools.

Chapter two, "Microcomputer Registers and Data Manipulation", includes a brief discussion of numbering systems and the various, commonly encountered modes of addressing. This is followed by a good presentation of machine language instructions, assembly language, and assembly language programming techniques.

Chapter three considers computer hardware organization. Several different philosophies of commercially available microprocessor families are described. The characteristics of various logic families are considered with an eye towards interconnection compatibility. Bus structures and their electronic implementation are described in some detail. Flags, interrupts, direct memory access control and programmable timers are also described with examples.


Chapter four reviews the various characteristics of memory components and systems. Included are sections on the implementation of main power failure battery



# video 100

12" BLACK & WHITE  
LOW COST VIDEO  
MONITOR  
\$149.00 LIST

- Ideal for home, personal and business computer systems
- 12" diagonal video monitor
- Composite video input
- Compatible with many computer systems
- Solid-state circuitry for a stable & sharp picture
- Video bandwidth—12 MHz  $\pm$  3 DB
- Input impedance—75 Ohms
- Resolution—650 lines Minimum IN Central 80% of CRT; 550 Lines Minimum beyond central 80%



- of CRT ref EIA RS-375
- Dimensions—11.375" high; 16.250" wide; 11.250" deep (exclude video input connector)
  - Weight—6.5 KG (14.3 lbs) net
- AVAILABLE FOR IMMEDIATE DELIVERY!**

## LEEDEX Corporation ✓ L20

2300 East Higgins Road • Elk Grove Village, Illinois 60007 • (312) 364-1180 • TLX: 25-4786  
Generous dealer discount available

backup systems and floppy disks.

Chapter five examines peripherals. There are sections on IO control and handshaking, timing and buffering. There are also discussions of specific common microcomputer peripherals: keyboards, phototransducers, circuit testers, analog to digital and digital to analog converters, pressure transducers, optical displays, relay drivers, synchronous motors and printers. Finally, there are sections on universal asynchronous receiver-transmitters (UARTs), line drivers, the HPIB-IEEE 488 bus and self-test hardware.

Chapter six describes the various options that exist in hardware and software development packages from prototyping boards to disk based operating systems. There is also a brief discussion of high level languages for microcomputers.

Chapter seven describes in detail the algorithms for solutions to several common microcomputer software problems. Algorithms are described to read and to parse a functional keyboard input, self-test routines and number system conversion and manipulations. Real time programming constraints are also considered.

The set of appendices describes the characteristics of specific microcomputers. Each appendix covers the architecture and organization of a particular processor integrated


circuit. The rest of the integrated circuit set (memory, IO, etc) is also briefly covered. Appendices are included on the 4004, F8, 8080, 6800, COSMAC, and PPS-8 processors. It is refreshing to see that these appendices are more than just a reprinting of the manufacturers' specification sheets.

On the negative side, there is a disturbing absence of discussion of any of the higher performance integrated circuits that were certainly available when this book was written. There is also inadequate treatment given to bit slice and microprogramming techniques. Software development by emulation is also omitted. The balance is, however, overwhelmingly positive. This is a text which starts off quietly, never grows dull, and yet contains a great deal of substance. There are sections on using esoteric devices like first in first out stacks (FIFOs) that I have previously never seen in a design text.

*Microcomputer-Based Design* is a welcome development. I recommend this book to advanced experimenters, undergraduate engineering students and practicing engineers.

Ira Rampil  
2412 Independence La  
Apt #103  
Madison WI 53704

### PERSONAL INFORMATION MANAGEMENT SYSTEM



Personal Information Management System is indeed a data base management program. It's carefully customized for the small system owner. You can define and construct your own data bases. Each record can contain up to ten fields. You define what goes in each. Then modify it whenever you want

through use of just three commands. You can search, list, sort and also sum columns of numbers. Complete source listing is included. Check No. 10 on the coupon. **ONLY \$9.95\***

### Z80 INSTRUCTION HANDBOOK



Your complete guide to the powerful Z80 instruction set. Machine codes are presented in both octal and hexadecimal format. A convenient index lists all instructions alphabetically along with machine codes and timing information. Industry standard mnemonics are used throughout. A practical guide for the novice, intermediate or advanced programmer. Pocket size. Check No. 20 on coupon. **JUST \$4.95\***

### CALCULATING WITH BASIC



Here's a variety of programs in BASIC language to help the student, scientist, engineer, technician or hobbyist apply the language to practical problems. Covers mathematics, finance and statistics, mechanical engineering and electronics. For fun between serious applications, Hangman and Space Capture games are also provided. A real steal at such a low price. Order now. Available for shipment in March. Check No. 30 on coupon. **ONLY \$7.95\***

### LEARN MICROCOMPUTERS

A new multimedia information package. Includes text (Understanding Microcomputers) plus high-quality cassette. For the beginner. Covers all the basics quickly, easily and enjoyably. All the fundamentals behind the operation of virtually every microcomputer. Clear. Concise. Tells what to look for in buying a microcomputer. Companion tape includes chapter-by-chapter synopsis of the book. Check No. 40 on coupon. **JUST \$14.95\***

### 6800 & 8080 SOFTWARE COOKBOOKS

Now you can cook up mouthwatering programs. Delectable "how to" facts include 8080 or 6800 instruction sets. How to manipulate stacks. Flow charts. Source listings. General purpose routines for multiple precision operation. Programming time delays for real time. And much more. Includes floating point arithmetic routines. Check No. 50 (6800) and No. 60 (8080) on coupon. **ONLY \$10.95\* EACH**



### SCELBI Publications

P. O. Box 133 PP STN, Milford, CT 06460

**\*IMPORTANT ORDERING INFO!** Include 75 cents postage/handling for each item. Prices shown are for North American customers. Master Charge, VISA, Postal and Bank Money Orders preferred. Personal checks delay shipping up to 4 weeks.

No. 10  No. 20  No. 30  No. 40  No. 50  No. 60

Name (please print) \_\_\_\_\_

Card No. \_\_\_\_\_ Bank No. \_\_\_\_\_ Exp. \_\_\_\_\_

Address \_\_\_\_\_

City/State \_\_\_\_\_ Zip \_\_\_\_\_

Signature \_\_\_\_\_ Amt. Enclosed \_\_\_\_\_

# A Mini-Disassembler for the 2650

Software development in machine language is a difficult task. A substantial part of the frustration can be traced to the difficulties of debugging a program when one must work from a printout that has no flow, no mnemonics, and bears little resemblance to any real world logic system. A disassembler can save the programmer countless headaches by correcting these deficiencies. This particular disassembler was constructed to aid in the development of software for a dedicated controller for an amateur radio repeater.

The basic requirements for our disassembler are that it use a small amount of memory (this version uses less than 750 bytes of memory, satisfying our definition of small), and that it provide a readable listing that includes mnemonics. The only restriction of this version is that it will print a maximum of only

Edward R Teja  
Gary Gonnella  
2140 Lullaby La  
Anaheim CA 92804

hexadecimal FF addresses (eg: hexadecimal 0400 to 04FF) without being restarted.

## Using the Disassembler


The disassembler is employed in a straightforward manner:

1. Load the program from the listing.
2. Using the Signetics PIPBUG monitor, GOTO the initial address of the disassembler.
3. Input a 4 digit address for the program to be listed (include leading zeroes).
4. Input a 2 digit stop address.

*Text continued on page 236*

# New North Star Software



- **DOS+** \$35  
Enables any program to execute all North Star Disk and/or Meca Tape commands. Allows batch command list and more.
  - **PRO-TYPE WORD PROCESSOR** \$75  
Easy to learn. Combines text input, editing and printing in one program. Features right margin justification, tabs, paging, underlining, relocation of text blocks, etc. Requires only 8K of memory. Manual alone, \$25.
  - **GUIDE TO BASEX** \$33  
A new interactive compiler similar to BASIC for 8080-type microcomputers (Z-80, 8085). Executes programs up to 10 times faster than equivalent programs while requiring about half the memory space. Features include: array variables; string manipulation; arithmetic operations on signed 16 bit integers; and versatile I/O communication functions. Manual alone \$8.
  - **BASEX TAPE and DISK GUIDE** \$35  
Allows your BASEX programs to access up to four North Star Disk and/or Meca Tape drives. All operations can be executed from the keyboard. Manual alone \$20.00.
- Specify:  
North Star Disk/Meca Tape/Other  
Send for Free Literature  
**INTERACTIVE MICROWARE INC.**  
P.O. Box 771  
State College, PA 16801  
**(814) 238-8294**
- 

Listing 1: A 2650 disassembler. Technically, this listing is a disassembled assembly listing of a disassembler. The program is designed to take Signetics 2650 machine language code and transform it into an assembler-like listing.

Address	Hexadecimal Code	Operator	Operand	Address	Hexadecimal Code	Operator	Operand
0440	76 40	PPU		0490	06 FC	LODI	2
0442	77 02	PPL		0492	0E 63 F7	LODA	2
0444	06 FD	LODI	2	0495	E1	COMZ	1
0446	3F 02 24	BSTA	3	0496	98 09	BCFR	0
0449	01	LODZ	1	0498	CF 04 F9	STRA	3
044A	CE 64 00	STRA	2	049B	3F 05 E4	BSTA	3
044D	DA 77	BIRR	2	049E	1F 04 D0	BCTA	3
044F	06 FE	LODI	2	04A1	87 03	ADDI	3
0451	0E 63 FF	LODA	2	04A3	DA 6D	BIRR	2
0454	C1	STRZ	1	04A5	F5 10	TMII	1
0455	3F 02 69	BSTA	3	04A7	18 03	BCTR	0
0458	DA 77	BIRR	2	04A9	1F 05 15	BCTA	3
045A	3F 03 5B	BSTA	3	04AC	F5 08	TMII	1
045D	04 02	LODI	0	04AE	1C 05 00	BCTA	0
045F	CC 04 FC	STRA	0	04B1	07 AB	LODI	3
0462	0D 84 FD	LODA	1	04B3	04 14	LODI	0
0465	06 F8	LODI	2	04B5	06 02	LODI	2
0467	04 03	LODI	0	04B7	E1	COMZ	1
0469	07 DB	LODI	3	04B8	99 09	BCFR	1
046B	CC 04 FB	STRA	0	04BA	CF 04 F9	STRA	3
046E	0E 63 F3	LODA	2	04BD	3F 05 28	BSTA	3
0471	E1	COMZ	1	04C0	1F 05 D2	BCTA	3
0472	98 0E	BCFR	0	04C3	84 04	ADDI	0
0474	CF 04 F9	STRA	3	04C5	87 0C	ADDI	3
0477	04 09	LODI	0	04C7	FA 6E	BDRR	2
0479	CC 04 FA	STRA	0	04C9	84 17	ADDI	0
047C	3F 05 E4	BSTA	3	04CB	D8 68	BIRR	0
047F	1F 04 D0	BCTA	3	04CD	1F 00 00	BCTA	3
0482	87 03	ADDI	3	04D0	3F 00 8A	BSTA	3
0484	DA 68	BIRR	2	04D3	0C 04 FE	LODA	0
0486	04 01	LODI	0	04D6	E4 01	COMI	0
0488	CC 04 FC	STRA	0	04D8	1E 00 00	BCTA	2
048B	04 0C	LODI	0	04DB	0D 04 FF	LODA	1
048D	CC 04 FA	STRA	0	04DE	E1	COMZ	1

## RADIO SHACK COMPUTER OWNERS

# TRS-80™ MONTHLY NEWSLETTER

24  
HOUR ORDER LINE  
(914) 425-1535



- PRACTICAL APPLICATIONS
- BUSINESS
- GAMBLING • GAMES
- EDUCATION
- PERSONAL FINANCE
- BEGINNER'S CORNER
- NEW PRODUCTS
- SOFTWARE EXCHANGE
- MARKET PLACE
- QUESTIONS AND ANSWERS
- PROGRAM PRINTOUTS
- ...AND MORE

**FREE**

### WORD PROCESSING PROGRAM (Cassette or Disk)

For Writing Letters, Text, Mailing Lists, Files, Etc.  
With Each New Subscriptions or Renewal

**COMPUTRONICS!**  
MATHEMATICAL APPLICATIONS SERVICE™

Box 149

New City, New York 10956

ONE YEAR SUBSCRIPTION \$24 \_\_\_\_\_

TWO YEAR SUBSCRIPTION \$48 \_\_\_\_\_

SAMPLE OF LATEST ISSUE \$4 \_\_\_\_\_

START MY SUBSCRIPTION WITH ISSUE \_\_\_\_\_

(#1 - July 1978 • #7 - January 1979)

NEW SUBSCRIPTION \_\_\_\_\_ RENEWAL \_\_\_\_\_

CREDIT CARD NUMBER \_\_\_\_\_ EXP. DATE \_\_\_\_\_

SIGNATURE \_\_\_\_\_

NAME \_\_\_\_\_

ADDRESS \_\_\_\_\_

Send for FREE Software Catalogue (Including listings of hundreds of TRS-80 programs available on cassette and diskette).

Listing 1 continued:

04DF	9E	00	00	BCFA	2
04E2	1F	04	4F	BCTA	3
04E5	00			LODZ	0
04E6	00			LODZ	0
04E7	00			LODZ	0
04E8	00			LODZ	0
04E9	00			LODZ	0
04EA	00			LODZ	0
04EB	12	13		SPU	
04ED	74	75		CPU	
04EF	76	77		PPU	
04F1	B4	B5		TPU	
04F3	40			HLT	
04F4	92			LPU	
04F5	93			LPL	
04F6	C0			NOP	
04F7	00			LODZ	0
04F8	30			RDCZ	0
04F9	EA	09		PPL	
04FB	03			LODZ	3
04FC	01			LODZ	2
04FD	04	FE		LODI	0
04FF	12				
*					
0500	04	20		LODI	0
0502	07	93		LODI	3
0504	E1			COMZ	1
0505	99	06		BCFR	1
0507	CF	04	F9	STRA	3
050A	1F	05	28	BCTA	3
050D	87	03		ADDI	3
050F	84	1F		ADDI	0
0511	D8	71		BIRR	0
0513	1B	72		BCTR	3
0515	04	10		LODI	0
0517	07	7B		LODI	3
0519	E1			COMZ	1
051A	99	06		BCFR	1
051C	CF	04	F9	STRA	3
051F	1F	05	28	BCTA	3
0522	87	03		ADDI	3
0524	84	1F		ADDI	0
0526	D8	71		BIRR	0
0528	F5	0C		TMII	1
052A	C0			NOP	
052B	98	0F		BCFR	0
052D	04	03		LODI	0
052F	CC	04	FC	STRA	0
0532	CC	04	F7	STRA	0
0535	04	06		LODI	0
0537	CC	04	FA	STRA	0
053A	1B	37		BCTR	3
053C	F5	08		TMII	1
053E	98	0F		BCFR	0
0540	04	02		LODI	0
0542	CC	04	FC	STRA	0
0545	CC	04	F7	STRA	0
0548	04	09		LODI	0
054A	CC	04	FA	STRA	0
054D	1B	24		BCTR	3
054F	F5	04		TMII	1
0551	98	11		BCFR	0
0553	04	02		LODI	0
0555	CC	04	FC	STRA	0
0558	04	01		LODI	0
055A	CC	04	F7	STRA	0
055D	04	09		LODI	0
055F	CC	04	FA	STRA	0
0562	1B	0F		BCTR	3
0564	04	01		LODI	0
0566	CC	04	FC	STRA	0
0569	04	00		LODI	0
056B	CC	04	F7	STRA	0
056E	04	0C		LODI	0
0570	CC	04	FA	STRA	0
0573	3F	05	8A	BSTA	3
0576	04	01		LODI	0
0578	CC	04	FB	STRA	0
057B	07	77		LODI	3
057D	0C	04	F7	LODA	0
0580	83			ADDZ	3
0581	CC	04	F9	STRA	0
0584	3F	06	02	BSTA	3
0587	1F	05	D2	BCTA	3

Listing 1 continued on page 236

# CAMAC ↔ S-100


- Complete CAMAC interface handles up to 10 CAMAC crates
- Complete system consists of one S-100 Circuit Board and one Byte Control Station per CAMAC crate
- Cabling — 50 conductor ribbon-cable, daisy-chained. Max. cable length — 150 ft.
- Full interrupt capability with RST address switch settable on S-100 Circuit Board
- Data transfer through 8 input/output ports or memory locations

**DELIVERY FROM STOCK**

**S-100 CIRCUIT BOARD**  
\$250.00

**BYTE CONTROL STATION**  
\$750.00

**XYBASIC**  
\$475.00



**NANOMETRIC SYSTEMS, INC.**  
451 SOUTH BLVD. • OAK PARK, IL 60302 • (312) 524-1348

## The 8100 by HUH ELECTRONICS

### An S-100 Bus Adapter/Motherboard for the TRS-80 plus a whole lot more!!!



- SERIAL RS232/20ma I/O
- PARALLEL INPUT AND OUTPUT
- SPACE FOR 16K DYNAMIC RAM
- CAN USE LEFT OVER 4K CHIPS
- LOW COST — PRICES START AT \$185\*
- AVAILABLE IMMEDIATELY

**• S-100 BUS INTERFACE**  
**• 6 SLOT MOTHERBOARD**

The 8100 allows a Radio Shack TRS-80 computer to be interfaced to the popular S-100 Bus for memory expansion and extended I/O capabilities. For example, you can now easily add more memory, floppy disc systems, PROM boards, printer interfaces, multi-purpose I/O boards, AC device controllers, and a whole host of other varied peripherals.

The 8100 has its own built-in 6 slot motherboard which includes our unique card guide system which keeps the boards in their places.

The 8100 has support circuitry and sockets for eight 16K dynamic RAM chips allowing you to expand the memory of your TRS-80 by 16K without having to buy any S-100 RAM boards.

If you purchased an expansion memory kit for TRS-80 you could be left with eight 4K RAM chips and nowhere to put them! Well, they can go to the RAM sockets instead! That's right, you can use either 4K or 16K chips and address them anywhere you like.

The 8100 has a full RS232-20 ma serial interface which features include: RS232 and 20 ma current loop interface, software programmable baud rate from DC to 16K baud, software programmable modem control lines, on board DB-25 connector and much more.

The 8100 also has an 8 bit parallel input port and an 8 bit parallel output port. Both are labeled, have both positive and negative strobe inputs and outputs and have plenty of drive capability.

**PRICES START AS LOW AS \$185\* (S-100 BUS INTERFACE ONLY)**



**1429 Maple St.  
San Mateo, CA  
94402  
(415) 573-7359**

CALL OR WRITE FOR COMPLETE PRICING INFORMATION AND MORE DETAILS

THE 8100 IS AVAILABLE FROM LEADING COMPUTER DEALERS OR FACTORY DIRECT

DEALER INQUIRIES INVITED

\*Extra S-100 connectors, RAM support, I/O circuitry optional.

USA DOMESTIC PRICE ONLY.

When you "talk" ...  
we "listen."



**With our new IEEE-488 Interface**

Our popular series 40 printers are now available with an IEEE-488 compatible interface or an industry standard Buffered Parallel interface. Both interfaces include a line buffer and software addressability. Featuring our famous commercial quality construction, the new models start at \$585 in singles. Other models available are the low cost Parallel ASCII starting at \$425 and an RS232/Current Loop interface beginning at \$575. Generous OEM discounts are available. All models are complete stand-alone units with a 40 column impact dot matrix printer and a 64 character ASCII set. Includes power supply, casework and interface electronics.



for more information write to:  
MPI 2099 West 2200 South,  
Salt Lake City, Utah 84119  
or call (801) 973-6053



That's right. The famous Computalker CT-1 Speech Synthesizer that produces highly-intelligible natural sounding speech can now be installed on your TRS-80.

Completely self-contained, the Model CT-1T comes with its own chassis and power supply, on-board audio amplifier (2 Watts), CSR1 software, and inter-connect cable. The CT-1T comes with complete documentation and is avail-

able on either 5 1/4 inch diskette or cassette. TRS-80 Level II and 16K words memory required, 32K words recommended.

SAVE \$100  
SPECIAL INTRODUCTORY PRICE

**\$495**

Suggested retail price is \$595  
Calif. residents add 6% sales tax.

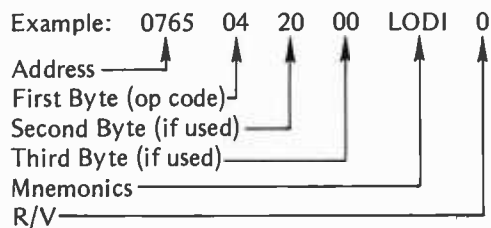
**COMPUTALKER  
CONSULTANTS**

1730 21st St., Suite A  
Santa Monica, CA 90404  
(213) 392-5230



Text continued from page 233:

**The Listing Format**



Listing 1 continued:

Address	Hexadecimal Code	Operator	Operand
058A	06 0C	LDDI	2
058C	0E 65 9B	LDDA	2
058F	E1	CDMZ	1
0590	98 05	BCFR	0
0592	04 01	LODI	0
0594	CC 04 FC	STRA	0
0597	FA 73	BDRR	2
0599	1F 05 A9	BCTA	3
059C	14	RTCI	0
059D	15	RTCI	1
059E	16	RTCI	2
059F	17	RTCI	3
05A0	34	RTEI	0
05A1	35	RTEI	1
05A2	36	RTEI	2
05A3	37	RTEI	3
05A4	94	DARI	0
05A5	95	DARI	1
05A6	96	DARI	2
05A7	97	DARI	3
05A8	00	LODZ	0
05A9	F5 03	TMII	1
05AB	98 07	BCFR	0
05AD	04 33	LDDI	0
05AF	CC 04 F8	STRA	0
05B2	1B 1B	BCTR	3
05B4	F5 02	TMII	1
05B6	98 07	BCFR	0
05B8	04 32	LODI	0
05BA	CC 04 F8	STRA	0
05BD	1B 10	BCTR	3
05BF	F5 01	TMII	1
05C1	98 07	BCFR	0
05C3	04 31	LODI	0
05C5	CC 04 F8	STRA	0
05C8	1B 05	BCTR	3
05CA	04 30	LDDI	0
05CC	CC 04 F8	STRA	0
05CF	1F 05 E4	BCTA	3
05D2	C0	NOP	
05D3	07 01	LODI	3
05D5	3F 03 5D	BSTA	3
05D8	0C 04 F8	LODA	0
05DB	3F 02 B4	BSTA	3
05DE	3F 00 8A	BSTA	3
05E1	1F 04 D3	BCTA	3
05E4	0E 04 FC	LODA	2
05E7	0D 84 FD	LODA	1
05EA	3F 02 69	BSTA	3
05ED	07 01	LODI	3
05EF	3F 03 5D	BSTA	3
05F2	0D 04 FE	LODA	1
05F5	85 01	ADDI	1
05F7	CD 04 FE	STRA	1
05FA	FA 6B	BDRR	2
05FC	0F 04 FA	LODA	3
05FF	3F 03 5D	BSTA	3
* 0602	0E 04 FB	LODA	2
0605	0D 04 F9	LDDA	1
0608	0D 25 9B	LDDA	1
060B	3F 02 B4	BSTA	3
060E	FA 78	BDRR	2
0610	07 01	LODI	3
0612	17	RTCI	3
*			

Listing 1 continued:

0613 -5A -49 -52 -41 -4C -4F -44 -45 -4F -52 -41 -4E -44 -49 -4F -52  
 0623 -41 -44 -44 -53 -55 -42 -53 -54 -52 -43 -4F -4D -42 -43 -54 -42  
 0633 -53 -54 -42 -52 -4E -42 -53 -4E -42 -43 -46 -42 -53 -46 -42 -49  
 0643 -52 -42 -44 -52 -00 -00 -00 -52 -54 -43 -52 -44 -43 -52 -54 -45  
 0653 -52 -52 -52 -52 -44 -45 -52 -44 -44 -00 -00 -00 -00 -00 -00 -44  
 0663 -41 -52 -57 -52 -43 -00 -00 -00 -52 -52 -4C -57 -52 -45 -57 -52  
 0673 -44 -54 -4D -49 -00 -00 -55 -53 -50 -4C -43 -50 -55 -43 -50 -4C  
 0683 -50 -50 -55 -50 -50 -4C -54 -50 -55 -54 -50 -4C -48 -4C -54 -4C  
 0693 -50 -55 -4C -50 -4C -4E -4F -50 -0E -0E -0C -8E -0C -8B -4B -2D

In any command dealing with registers, the R/V column represents the register number. In all other cases the R/V column represents the V (value or condition) field.

The total memory used in this listing is from hexadecimal 0440 to 069A. Areas 04EB to 04F2 and 04F3 to 04F6 are used as tables of unique codes. 04F7 to 04FF is a scratch pad storage area (eg: STOP, START addresses). The area from hexadecimal 059C to 05A7 contains a table of op codes that are one byte long but which have a format of two bytes. Hexadecimal 0613 to 069A is used for storage of ASCII characters which are used for mnemonics.

Storage Area Definitions

04F7 = Address mode 00=Z, 01=I, 02=R, 03=A

04F8 = R/V of op code  
 04F9 = Indexing for mnemonics print  
 04FA = Number of spaces between data and mnemonic  
 04FB = Number of letters in mnemonic  
 04FC = Number of bytes in command  
 04FD = High order start address  
 04FE = Low order start address  
 04FF = Stop address

This is not a refined program by any means: with some work it could reside in less memory and perhaps be more efficient. Its only intent is to be a development tool, and it does this well. It has helped make software development for our controller more like higher level language programming. ■

# RAM CHIPS

## 4044 TYPE

4K by 1 — 18-pin — 5V, 5% supply

These are the same factory prime chips used in our premium quality RAM boards. May be 4044, 4041, 5257, 6641, or 9044, depending on manufacturer. All have 4044 pinout and timing specs. All guaranteed 30 days.

	250 nsec.	450 nsec.
1-31 chips	\$7.50	\$6.50
32-63	6.50	5.50
64-99	5.75	4.75
100-499	5.50	4.50

Circle Inquiry number for free newsletter.



**Seattle Computer Products, Inc.**

1114 Industry Drive, Seattle, WA. 98188  
 (206) 575-1830

## Computer Lab of New Jersey

Computer Lab sells the best S-100 Bus products at the best possible prices. Not only are our prices great, so is our delivery. We offer a 10% discount on most major lines, plus a 5% additional discount for a cash purchase.

	LIST PRICE	OUR CASH PRICE
SSM I/O-4 Kit	\$149.95	\$128.20
Integral Data Systems IP-22S Printer	\$949.00	\$811.39
P1210 Option - add		\$ 33.34
Graphic Option - add		\$127.39
Vector Graphic 8K Ram	\$245.00	\$209.47
Thinker Toys Speakeasy I/O Kit	\$130.00	\$111.15

Subject to available quantities. Prices quoted include cash discount. Shipping and Insurance extra

Call for our prices on:  
 Cromemco, Godbout, IMSAI, IMC, Meca, Micropolis, Problem Solver, SSM, Sorcerer, Vector Graphic

### Computer Lab of New Jersey

141 Route 46 • Budd Lake, N.J. 07828  
 Phone: (201) 891-1984

HOURS: Monday & Friday: 12 to 6, Tuesday-Thursday: 12 to 9  
 Saturday: 10 to 5

Call or write for our free catalog & price list

# Aids for Hand Assembling Programs

## BRAVEC

The program takes a 16 bit number ORigin and adds two to it. The new number then is subtracted from another 16 bit number, DEstination. The difference, which may be positive or negative, in two's complement, is stored in POINTL. The difference is also examined to determine if it is larger than +127 (if positive) or smaller than -127 (if negative). If this is the case, FF is loaded into POINTH; otherwise 00 is loaded. POINTH and POINTL are then displayed by transferring control to the (KIM) operating system.

*Listing 1: Program description for BRAVEC. This description should be the first step taken when writing a program.*

Erich A Pfeiffer PhD  
Wells Fargo Alarm Services  
Engineering Center  
1533 26th St  
Santa Monica CA 90404

Resident assembler programs and interpreters for high level languages are available increasingly for microcomputer systems based on the more popular microprocessors. Nevertheless, many operators of small microcomputer systems are unable to use such programs because their systems are not large enough to support them. Unless they are lucky enough to have access to a timesharing service or to some larger computer which supports a cross assembler, their only way of developing a usable object program is to assemble it by hand.

While the mere idea of such an endeavor might horrify any programmer who is used to working with large machines, the hand assembly of shorter programs for 8 bit microprocessors actually is not very difficult. It has been my experience that the assembly of programs can be greatly simplified and the likelihood of errors can be reduced by using some simple aids in the assembly process.

One of these aids is in the form of hardware and consists of a special program assembly form. The software aids are several short utility routines which run even on the smallest microcomputer systems. Develop-

ment of the assembly method described in this article is based on experience gained from working with programmable calculators of the keyboard language type. Matt Biever of the Pro-Log Corporation has long been advocating some of the techniques that I am using. The article's assembly method is used for program development for a KIM-1 microcomputer. It can be adapted easily for other microcomputer systems as long as they use an 8 bit processor. The assembly method will be demonstrated with a sample program.

Before writing a program, it is a good idea to put down in writing what the program is supposed to do. Such a program description, as shown in listing 1, might state any limitations on the magnitude of variables used or might indicate what happens if these limitations are exceeded.

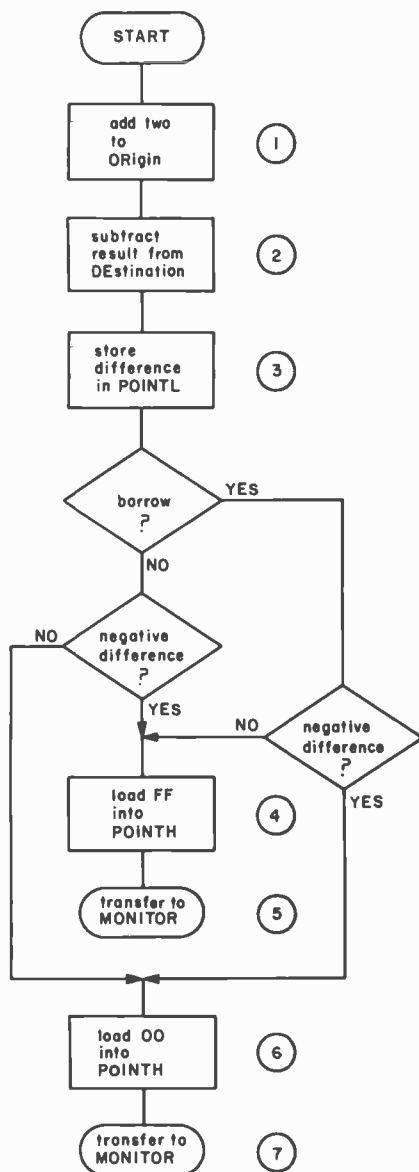
The next step is to develop a concept of the program in the form of a flowchart as in figure 1. While the symbols used in such charts are standardized, the chart's degree of detail is a matter of personal preference. From program descriptions and flowcharts, one can determine how many memory locations or registers will be necessary to store data and temporary results. These locations should be written in the program register table as shown in table 1. This table also contains the addresses of subroutines or registers of the monitoring system that are called by the program, or of PIA registers that will be addressed. The table is similar to the symbol table printed by the computer during the machine assembly of a program.



After a program description is developed the actual writing of the program can begin. The programmer, who writes a symbolic listing for machine assembly, arranges a program in the form of lines. Each line is successively numbered, contains one mnemonic for an operation (unless it is an "all comment" line) and later will be punched into one punch card for computer entry. Because the operation described by the mnemonic can have a length of one, two or three bytes, each line eventually results in

one, two or three machine instructions. Therefore, there exists no simple relation between the line number and the address at which the machine code is stored in the computer memory. For the hand assembly of programs, it is advantageous to use a different format for the program listing in which there is a one to one relationship between program line and memory location. The writing of the symbolic program and the assembly into machine code is greatly simplified by the use of a special program assembly

Figure 1: Flowchart of the program described in listing 1. The circled numbers refer to the comment numbers in listing 2.



Use	Label	Location
ORigin	ORLO ORHI	0000 01
DEstination	DELO DEHI	02 03
"open cell"	POINTL POINTH	FA from listing of FB KIM monitor
Transfer to KIM monitor	START	1C4F from listing of KIM monitor

Table 1: Program register table for program BRAVEC. This table contains all descriptions of all memory locations used by the program.

## Build The World's Most Powerful 8-Bit Computer

### Featuring The Famous Intel 8085!


# Explorer/85™

Starting for just \$129.95 you can now build yourself a sophisticated, state-of-the-art computer that can be expanded to a level suitable for industrial, business and commercial use. You learn as you go... in small, easy-to-understand, inexpensive levels!

- Features Intel 8085 cpu/100% compatible with 8080A software!
- Onboard S-100 bus (up to 6 slots)!
- Onboard RAM and ROM expansion!
- Built-in deluxe 2K Monitor/Operating ROM!
- Cassette/RS 232 or 20 mA/4-1/2 8-bit parallel I/O and timer all on beginner's Level "A" system!

EXPLORER/85 gives you "big computer" features immediately, without turning you into an appliance operator, doomed to run pre-developed software for life. Simply connect EXPLORER to a terminal, video monitor or tv set and 8 volt power supply and start running programs, the very first night! Level "A" teaches you machine language and computer fundamentals. It lets you run exercise programs including programs to examine the cpu registers, examine memory, fill memory, move memory and make up games. You can load and play back these programs on an ordinary tape cassette—and display your efforts on any tv screen, video monitor or printer (\$8.95 RF modulator required for tv use). The simplified architecture of the Intel 8085 makes EXPLORER far easier to understand than computers using the older, more complex but less powerful 8080A. Then, when you're ready, EXPLORER can be expanded—by you—to rival the power of any 8-bit computer on earth. Or you can customize it to perform a dedicated task. Thanks to onboard prototyping, RAM and ROM expansion capabilities.

**LEVEL "A" SPECIFICATIONS**  
EXPLORER's Level "A" system features an advanced Intel 8085 cpu which is 50% faster than its 8080A predecessor, yet 100% compatible with 8080A software which, you'll discover, exists by the ton. "Big computer" features include an 8355 ROM with 2K deluxe monitor/operating system which has two programmable 8-bit bi-directional parallel I/O ports, built-in cassette interface with tape control circuitry to allow labeling cassette files and commands which include "display contents of memory," "run at user location (go to)," "insert data," "move contents of memory," "examine registers individually or all," "fill command (to fill the contents of memory with any variable), automatic baud rate selection, programmable characters per line display output terminal, and more! An 8155 RAM—I/O chip contains 256 bytes of RAM, two programmable 8-bit bi-directional and one programmable 6-bit bi-directional I/O ports plus programmable 14-bit binary counter/timer, user interrupt and reset switches. Onboard expansion provisions exist for up to six S-100 boards, 4K of RAM and 8K of ROM, PROM or EPROM.



As featured in POPULAR ELECTRONICS EXPLORER/85 shown with Video Monitor and Keyboard/Video Terminal

**CHOICE OF HEX KEYPAD OR TERMINAL INPUT**  
If you plan to customize EXPLORER for dedicated use, we recommend that you order hex keypad input. But, if you are planning to go whole hog and blow EXPLORER up into a full size, state-of-the-art system with 8K or extended basic (coming soon), up to 64K of memory, floppy disks, telephone interface, printers, and all sorts of S-100 plug-ins—you'll be better off with the keyboard/Video Terminal input. The \$149.95 EXPLORER keyboard/video terminal includes full ASCII decoding with 128 ASCII upper/lower case set, 96 printable characters, onboard regulator and selectable display formats—32x16 for tv set or 64x16 for video monitor (not included).

**EXPAND EXPLORER, LEVEL-BY-LEVEL**  
Level "B", at \$49.95, adds S-100 signals plus onboard RAM/ROM decoding. Includes all parts necessary to generate the signals for S-100 bus accessories. Just add two S-100 bus connectors and you have a complete S-100 compatible computer with a world of add-ons at your fingertips. Choose from hundreds of products to satisfy your individual needs. Level "B" kit also includes the address decoders for onboard RAM and ROM expansion, which are addressable anywhere in the 65K field.  
Level "C" expansion, at \$39.95, expands the S-100 bus to allow a total of six S-100 cards to be plugged into EXPLORER's motherboard and contained in EXPLORER's steel cabinet. Includes all hardware, mounting brackets, board guides, etc. Just add the number of S-100 bus connectors you need.  
Level "D" expansion, at \$69.95, gives you 4K of onboard static RAM utilizing 2114 IC's. Your board will also accept four 2716 EPROM's which can be purchased separately. You now have an advanced mainframe that can be customized with the peripherals of your choice to fit any (or all) specific requirements. Each level of EXPLORER is separately regulated for the ultimate in stability. Factory service is available from Netronics. Order your EXPLORER today!

ORDER FROM THIS COUPON TODAY!

Netronics R&D Ltd., Dept BY-5, 333 Litchfield Road, New Milford, CT 06676

<input type="checkbox"/> Level "A" EXPLORER/85 kit (specify <input type="checkbox"/> terminal or <input type="checkbox"/> hex keypad input), \$129.95 plus \$3 p&h	<input type="checkbox"/> Deluxe Steel Cabinet for EXPLORER/85, \$39.95 plus \$3 p&h
<input type="checkbox"/> Power Supply kit, 5 amp, ±8 volt, \$34.95 plus \$2 p&h	<input type="checkbox"/> Deluxe Steel Cabinet for Keyboard/Video Terminal \$19.95 plus \$2.50 p&h
<input type="checkbox"/> Intel 8085 User's Manual, \$7.50 ppd	<input type="checkbox"/> RF Modulator kit, \$8.95 ppd
<input type="checkbox"/> ASCII Keyboard/Video Terminal kit, \$149.95 plus \$3 p&h	<input type="checkbox"/> Total Enclosed (Conn. res. add 1.00) \$
<input type="checkbox"/> Hex Keypad kit for hex version, \$69.95 plus \$2 p&h	<input type="checkbox"/> VISA <input type="checkbox"/> Master Charge Exp. Date
<input type="checkbox"/> Level "B" S-100/Onboard RAM/ROM Decoder kit (less S-100 connectors), \$49.95 plus \$2 p&h	Account #
<input type="checkbox"/> Level "C" S-100 S-Card Expander kit (less connectors), \$39.95 plus \$2 p&h	PHONE ORDERS CALL (203) 354-9375
<input type="checkbox"/> S-100 Bus Connectors (gold), \$4.85 each	Print Name
<input type="checkbox"/> Level "D" 4K Onboard RAM kit, \$69.95 plus \$2 p&h	Address
	City
	State
	DEALER INQUIRIES INVITED

# MORE BANG PER BUCK

The PERKIN-ELMER BANTAM



**ALL NEW**

**\$799.00**

All the Features of the Hazeltine 1400 & LSI ADM-3A Plus

- Upper/Lower Case
- 7 x 10 Char. Matrix
- White or Black Char.
- Transparent Mode
- Tab Function
- Backspace Key
- Shiftlock Key
- Print Key
- Integrated Numeric Pad

\$41.61 per month Lease-Purchase



**\$1095.00**

**TELETYPE MODEL 43 KSR**

with RS232  
10 or 30 CHAR/SEC  
132 COLUMNS  
UPPER/LOWER CASE



**USR-310 Originate Acoustic Coupler**  
Stand Alone RS232

**\$149.00**

0-300 Baud  
Crystal Controlled



**USR-330 Originate Auto-Answer Modem**

**\$324.00**

FCC Certified for Direct Connection to Phone Lines

**USR-320 Auto-Answer Only Modem \$299.00**

All Units include a 120 day warranty. Optional Maintenance package available.

Any Product may be returned within 10 days for a full refund.

**U.S. ROBOTICS, INC.**  
1035 W. LAKE ST.  
CHICAGO, ILL. 60607

Sales (312) 733-0497  
General Offices (312) 733-0498  
Service (312) 733-0499

form. The form I developed for our KIM-1 system is shown in listing 2. (Similar forms are available from the Pro-Log Corporation; order Nr CF-1.) Each line of the coding form corresponds to one memory location with the least significant hexadecimal digit of the address preprinted in the ADD column. The form can be used with any computer system that uses a hexadecimal machine code. For octal notation, a different layout is advantageous.

The programmer starts writing a program by adding the other digits of the program starting address in the ADD and Page

Listing 2: Program listing of BRAVEC using the author's hand assembly form for the KIM-1. This form can be used with any hexadecimal based micro-processor.

Program: **BRAVEC**

Page 1 of 2 Date:


Programmer:

Page	ADD	OPC	Label	MNE	Mode	Operand	N	Comment
00	00		ORLO					DATA REGISTERS
	1		ORHI					
	2		DELO					
	3		DEHI					
	4	18		CLC				①
	5	49		LDA	#	2		
	6	02		/				
	7	65		ADC	Z	ORLO		
	8	00		/				
	9	90		BCC		NELO		
	A	02		/				
	B	E6		INC	Z	ORHI		
	C	01		/				
	D	85	NELO	STA	Z	ORLO		
	E	00		/				
	F	38		SBC				②
	10	A5		LDA	Z	DELO		
	1	02		/				
	2	E5		SBC	Z	ORLO		
	3	00		/				
	4	85		STA	Z	POINTL		③
	5	FA		/				
	6	A5		LDA	Z	DEHI		②
	7	03		/				
	8	E5		SBC	Z	ORHI		
	9	01		/				
	A	A5		LDA	Z	POINTL		
	B	FA		/				
	C	90		BCC		NEG		
	D	09		/				
	E	10		BPL		OUT		
	F	09		/				

VA-BECC Program Assembly Form

columns. It should be noted that the Page column refers to memory pages while the Page-of heading indicates pages of coding forms. The program is written by entering the mnemonic of the first instruction into the MNE column of line 0. Many of the instructions of a microprocessor can occur in more than one addressing mode. During machine assembly, the assembler program deducts the addressing mode from the format of the operand or the definition of a symbol. When hand assembling a program it is advantageous to specify the addressing mode in the Mode column. Immediate

Circle 366 on inquiry card.



## Career Opportunities in Robotics and Computer Vision Systems

### Immediate Dallas Openings

Texas Instruments has immediate openings for highly motivated, talented individuals with interest in the areas of robotics and pattern recognition. You will be a member of a team whose function is to develop and apply advanced technologies, design and implement working systems, and develop state-of-the-art tools and procedures for a broad range of industrial automation applications.

We have positions for innovative individuals with background in:

#### Hardware/Software

- Computer Architecture
- Operating Systems
- Systems Programming
- Mini/Micro Assembly Language Programming
- Electro Optics/Video Display Systems

#### Applications

- Robotics
- Computer Vision System
- Computer Speech I/O
- Intelligent Machines
- Servo Systems

If you have an Associate or higher degree, or equivalent experience, and are looking for a challenging opportunity in any of the above areas, send your resume in complete confidence to: Staffing Manager/P. O. Box 225474, M.S. 217/Dallas, TX 75265.

**TEXAS INSTRUMENTS**  
INCORPORATED

An equal opportunity employer M/F

Listing 2 continued:

Program: BRAVEC

Page 2 of 2 Date:

Programmer:

Page	ADD	OPC	Label	MNE	Mode	Operand	N	Comment
2	0	A9	FLAG	LDA	#	4FF		④
	1	FF						
	2	85		STA	Z	POINTH		
	3	FB						
	4	4C		JMP	ABS	START		⑤
	5	4F						
	6	1C						
	7	10	NEG	BPL		FLAG		
	8	F7						
	9	A9	OUT	LDA	#	00		⑥
	A	00						
	B	85		STA	Z	POINTH		
	C	FB						
	D	4C		JMP	ABS	START		⑦
	E	4F						
	F	1C						
	0							
	1							
	2							
	3							
	4							
	5							
	6							
	7							
	8							
	9							
	A							
	B							
	C							
	D							
	E							
	F							

VA-BECC Program Assembly Form

mode addressing is commonly indicated by the symbol #. For other addressing modes, suitable abbreviations of the column headings in the programmer's reference card should be used. For operations which have only one addressing mode, the Mode column is left empty. The addressing mode determines how many address bytes will have to follow the op code byte. After filling in the Mode column, the programmer should cross out the appropriate number of lines in the MNE column. This reserves the corresponding memory locations for the address or operand part of the instruction.

The Label column will carry an entry for two conditions only:

- If the line contains the start of a subroutine.
- If the line is the destination of a conditional or unconditional jump or branch instruction.

While assembly programs sometimes put certain limitations on the choice of labels, any suitable word or letter and number combination can be used as a label for hand assembly. However, it makes sense to pick a word or abbreviation that indicates what


the subroutine or branch destination is doing in the program, (ie: "WAITLOOP," "COUNT," or simply "LOOP 7").

The next column to fill in is the one with the heading Operand. When writing programs for machine assembly, the programmer enters a symbolic label in this field and leaves it up to the assembly program to figure out what to do with it. When writing for hand assembly, the programmer can make the task easier by being a bit more specific. The operand can be one of the following things:

1. In the immediate addressing mode, it is simply the number that is to be entered by the operation. Rather than give this number a symbolic name which is defined somewhere in a symbol table, it is much easier to enter it directly in the Operand column. One has to be careful to remember which number system is being used. A number without a prefix indicates decimal notation. The prefix % indicates binary notation. A bit mask for bit 2 and 0, for example, would have the operand % 0000 0101. If the number is in hexadecimal form, the prefix \$ would normally be used, but in this case it is much simpler to enter the hexadecimal number directly in the OPC column of the following line.

2. With a jump or branch instruction, the operand symbol indicates the destination of the operation. The operand of such an operation must have a counterpart in the label column somewhere in the program. The only exception is when the program calls subroutines that are stored in read only memory (as I do frequently with subroutines of the KIM monitoring system). In this case, the operand symbol has to have a counterpart in the stored program.

3. With any other memory referenced instruction, the operand must symbolize a memory location. I have found it useful to think of these locations as registers even though, unlike the registers of the processor, they are physically located somewhere in memory. As a matter of fact, their location, if possible, is in page zero of the memory to take advantage of the shorter addressing mode. For registers used in stock subroutines, I have assigned locations which begin at the upper end of page zero and work their way downward. They are listed in a master register list and care has been taken that subroutines that are likely to be used in the



## Get your PC masters in as little as 2 weeks

At Echo Design your circuit drawings can be converted into finished artwork masters in only 2 to 6 weeks, depending on complexity.

We do board layouts for many of the biggest names in the business.

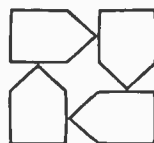
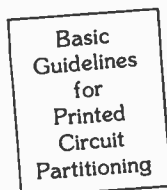
And we have broad capability. Such as computer boards having 450 ICs.

Choose any or all these services:

- Layout (to digitizing standards if desired)
- Assembly drawing
- Tape-up (artwork)
- Schematic drawing
- Fab drawing
- Bill of material
- Printed board

Place a call now to John Offenbacher or Al Chew and get your new board moving at competitive prices.

**FREE**  
Ask for  
a copy



**echo**  
DESIGN AND  
DEVELOPMENT  
CORPORATION

195 EAST GISH ROAD • SAN JOSE, CA 95112

**408-292-0918**

We also provide contract technical personnel world wide

same program do not occupy the same register addresses. The symbolic names for registers that will be used in the main program are noted in a program register table (table 1) with the addresses to be assigned later. The symbols again should be words or abbreviations which indicate the meaning of the data contained in the register, such as STARLO to mean starting address, low order byte.

The column N of the program assembly form can be used to indicate the number of cycles it takes to execute the instruction. This is necessary, for example, to determine the time of timing loops. In most cases, however, this column will be left empty.

Finally, the Comment column should be used to explain the function of the operation listed in the current line and sometimes some following lines. While this information may not be needed by the programmer, it is tremendous help for any other person trying to understand what the program is doing. If the program has been flowcharted first, which is highly recommended for all but the shortest programs, the comment can simply be a number which refers to an equally numbered symbol on the flowchart.

In this way the programmer works down the lines of the program assembly form. Every time a 0 is encountered in the ADD column, (s) he adds the most significant bit. If that addition makes the ADD column is also advanced. Eventually the program will be completed and the hand assembly can begin. Like the computer, I do this in a number of passes.

The first pass is the easiest one. Using a listing of the instruction set, or the programmer reference chart, the mnemonic and the entry in the Mode column is used to look up the op code of the instruction, which is entered into the OPC column of the line. A frequent error during this operation is to mistake an 8 for a B or vice versa, and I double check op codes with these symbols. The programmer's reference cards supplied by the manufacturers, although they fit nicely into a shirt pocket, were apparently not intended for use by programmers over 40 years of age. The listing of the instruction set in the data sheets or system manuals is usually printed in a more reasonable letter size.

The second step is to assign absolute addresses to the symbols of the program register list. First, all registers and their addresses used in stock subroutines to be called by the program are transferred

from the master register list to the program register list. Then absolute addresses are assigned to all other registers listed, making sure that no duplication occurs. Registers which contain the low and high order bytes of numbers, or registers which contain successive bytes if multiple precision operations are used, have to be arranged in such a way that their absolute addresses are adjacent in increasing order (STARLO = B3, STARHI = B4).

With the completed program register list one can go over the program again. For each memory referenced instruction other than branch and jump instructions, the program register list will contain an absolute address for the symbol in the operand column. This hexadecimal number is now entered into the OPC column of the following line. For registers located outside of page zero (such as the registers in PIAs) the address will be entered in two lines and care has to be taken to enter the low order byte first, followed by the high order byte. During this pass I also check all lines with a # in the Mode column and, if necessary, convert the binary or decimal operand into hexadecimal notation which is entered in the OPC column of the following line.

## Parallel Processing Power for the S-100 bus

Discussed and dreamed about by computer scientists for years, Content-Addressable Memory (CAM) is now here at an affordable price. CAMs have been so costly to build that few have actually been produced. Now Semionics has developed a simplified design, lowering the cost by two orders of magnitude. This new memory is called Recognition Memory (REM), since (like the human brain) it can recognize words, patterns, etc.

Adding a REM board to an ordinary microcomputer converts it into a very powerful machine known as a Content-Addressable Parallel Processor (CAPP).

### Features:

- 4K bytes per board
- Static—no refresh needed
- Can be used as ordinary RAM or as CAM
  - RAM access time: 200 ns
  - CAM access time: 4  $\mu$ s
- Multiwrite—writing into multiple locations with one instruction
- Masking—for individual bit access
- Multiple REM boards accessed in parallel

Adds 17 associative memory functions to instruction set of Z-80 or 8080.

### Applications:

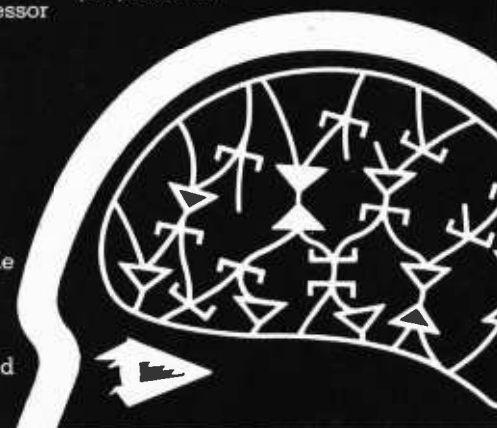
- Pattern Recognition • Information Retrieval • Compiling & Interpreting • Natural Language Processing • Code Compression • Artificial Intelligence

**Price:** \$345

2K firmware package of REM routines: \$40

**SEMIONICS**

41 Tunnel Road • Berkeley • CA 94705  
(415) 548-2400



With this step completed, the OPC column should show a hexadecimal number in most lines. The next step is to pass over the program listing another time.

Any line with an open OPC column where the mnemonic indicates a branch instruction will require that the branch vector for the relative addressing mode be calculated. For short forward branches this poses no problem because the offset can easily be counted off (beginning at the second line following the one which contains the branch instruction, and continuing to the line which has the corresponding symbol in the label column). For longer branches and especially backwards branches, if memory pages are crossed it is very easy to make a mistake and miss by one count in either direction. I have found it advantageous to let the microcomputer perform this operation because, after all, it is much better in hexadecimal calculations than any programmer.

The example program BRAVEC receives the origin and destination of a branch and calculates the branch vector in two's complement notation. A flag is set if the relative addressing range is exceeded. The program is loaded from cassette tape beginning at memory location 0000. Loading begins here because this location in the KIM-1 system can be addressed easily by pressing the space bar of the connected terminal. The first four locations are actually data registers into which the low and high order bytes of origin and destination of the branch are entered.

When the program is executed beginning at location 0004, it displays or prints the branch vector in two's complement as the low order byte of the address field. The high order byte of this field normally shows 00, while FF indicates that the reach of the relative addressing mode has been exceeded.

While the program, as listed, is written for the 6502 microprocessor, only instructions that have an equivalent in the instruction set for the 6800 were used. The program, therefore, can be converted easily. However, the registers POINTHI and POINTLO, which are displayed as an address in the LED display of the KIM-1 microcomputer, are specific for this system. For other computers the user will have to find another way of displaying the result of the calculation.

After all branch vectors have been calculated in this fashion and entered in the appropriate lines, the only open spaces in the OPC column should be the address parts

of jump instructions. For jumps within the main program, it is easy to find the line with a matching entry in the label column and to enter the address of this line into the OPC columns of the lines following the one containing the jump instruction. For subroutines called from read only memory, the address has to be looked up in the subroutine listing.


Stock subroutines which have been written on some other occasion and which can be loaded from magnetic or paper tape frequently can be used. Normally such subroutines will be tacked on after the last memory location occupied by the main program. The KIM-1 system has a relocating loading routine for loading from magnetic tape. If this feature is not available, some area in the memory should be set aside into which the subroutines are loaded. A move program then can be executed to pull up the subroutine. For the 6502 processor I use a program called MOVBL0 which requires only 14 program steps due to one very convenient addressing mode of this processor.

Unless one is very pressed for memory space, it is a good idea to have all subroutines start in lines with a 0 as the least significant digit because it is easier to keep track of the starting address after relocation. In order to be relocatable, a subroutine may not contain any absolute jump instructions and only relative addressing within the subroutine is permitted.

After the last addresses for the stock subroutines have been entered in the program assembly form, the hand assembly is completed. I have never clocked the operation, but by following the methods described, it goes much faster than one would expect. With all op codes being listed in a single column it is much easier to enter them into the machine, either from a hexadecimal keyboard or from the keyboard of a terminal. This is another occasion in which operator errors can easily occur and I proofread all programs after entry. This operation is again greatly simplified by the use of the assembly form which shows address and op code in adjacent columns.

The assembly method and the assembly aids described have been in use for several months and have been found to greatly reduce the likelihood of assembly errors. Unfortunately, this method does not protect from programming errors and the debugging of the program still is a time consuming but necessary step to follow the assembly of a program. ■

## AT LAST! The High Density Color Graphics You've Been Waiting For!



- Plugs directly into your S-100 bus
- Eight different colors
- Eleven software selectable modes
- Display densities ranging from 64X32 to 256X192 Blocks
- 6K bytes of on board screen refresh memory
- Bank select
- Board protect
- Composite video
- Software graphics driver routines for the 8080/Z80

*Introductory Offer:*


BCG-800K (Kit) .....	\$285.00
BCG-800A (Assembled) .....	\$385.00
BCG-800B (Bare board w/S68047) .....	\$ 45.00

VISA & MASTER CHARGE • Calif. Res. Add 6% Sales Tax  
Call or Write for Details:



**Biotech Electronics**  
P.O. Box 485  
Ben Lomond, CA 95005  
(408) 338-2686

## NEW! for the PET™ HIGH RESOLUTION GRAPHICS!



Now there is a complete Software Package and a simple, low cost Logic Circuit that gives the PET 2001 HIGH RESOLUTION GRAPHICS. It can plot 3-D images, pictures, fancy graphs, maps—almost anything! Points are plotted on a high resolution matrix of 236h x 191v. Graphic displays can be stored on tape cassettes.

Do it yourself with the Graphics Hardware Manual from Conley Graphics. Complete hardware information, diagrams, and easy to understand explanations allow you to build your own Logic Circuit for the affordable price of ONLY \$15. Parts are readily available from popular electronics stores. Now, high resolution graphics opens up a world of new uses for the PET!

Complete Software Package and Graphics Hardware Manual ..... \$19.95

Mail Order To: **CONLEY GRAPHICS**  
211 Purdue Avenue, Kensington, CA. 94708

Calif. residents add 6% Sales Tax PET is a trademark of Commodore Business Mach.

### Dealers, Computer Retailers and Bookstores:

# Let the BOSS work for you!

Computer retailers and bookstores are invited to take advantage of Bits' One Stop Service — BOSS. Our entire stock of books, software, posters and products are available at wholesale prices to you.

We review literally hundreds of books published today in the microcomputer field for technical accuracy and readability. The result is a catalog of over 200 books from more than 60 publishers of the best selling, most asked for books. Plus a complete line of Personal Software™ for Apple, TRS-80 and Pet, the

most advanced and sophisticated software available today. Plus popular, hard-to-find posters. Plus Programmers Pads™ available exclusively from Bits. Plus items-of-interest products.

Because we buy in volume we can offer you wholesale prices usually equal to or lower than publisher discounts if you ordered yourself. Now you can have those wholesale prices and a wide variety too from one source! One call on our toll free 800-258-5477 puts your order on its way in 48 hours.

With BOSS's comprehensive select-

ion and fast friendly service, isn't it time you gave your customers and yourself the very best? Call or write today for information on the wholesale program.

## Bits, Inc.

Books to erase the impossible

PO Box 428  
25 Route 101 West  
Peterborough, NH 03458  
603-924-3355

The BOSS processes....



locates....




packages....



and ships for fast service!





# Spring into Bits' Garden of New Delights!

## THE ART OF PROBLEM SOLVING, ACKOFF'S FABLES by Russell L. Ackoff

□ Most of us, in our rush to apply the computer in trying to solve our real world problems, jump to find the right language or the proper algorithm. Perhaps a preparatory step could help us toward realizing the most direct, creative, and efficient solution. Ackoff's book is a lesson in creative problem solving (Part One) with examples in the application of this art (Part Two). It is an enlightening book. 214 pp. \$13.95 Hardcover.



## BASIC MICROPROCESSORS AND THE 6800 by Ron Bishop

□ This book is for people who would like to know more about microcomputers, and who do not have a technical background. Building on a foundation of basics, Ron Bishop explains the essential microcomputer parts and programming concepts. The text centers around the Motorola M6800 processor and explores in detail its instruction set, addressing modes and use. A very comprehensive introduction. 262 pp. \$11.95.



## Z-80 INSTRUCTION HANDBOOK by Nat Wadsworth

□ Moving over to a more powerful processor? Learn the full capabilities of the Z-80 instruction set quickly with this new Scelbi publication. It is a practical reference, using the original Zilog mnemonics, and is meant to serve as a guide for the novice, intermediate, or experienced programmer. 117 pp. \$4.95



## THE ANATOMY OF A COMPILER (Second Edition) by John A. N. Lee

□ This new edition reviews all areas of computer language translation and goes on to cover the syntax of complex languages and their compilation. The text is designed to educate the users of high level languages to a position where they can understand, diagnose or implement a compiler. Lee accomplishes this end with a lively and graphic style. 470 pp. \$19.95.



## 9900 FAMILY SYSTEMS DESIGN AND DATA BOOK by Texas Instruments

□ This is a comprehensive design manual/data book for Texas Instruments' family of 16-bit microprocessor products. Nine chapters cover basic decisions in system design, hardware design, software design, the 9900 instruction set, program development, and application examples. Here is a complete information package (1000+ pages) on TI's powerful new processor. \$9.95.



## BASIC WITH STYLE: PROGRAMMING PROVERBS by Henry Ledgard

□ Programmers can and should write programs that work the first time. This statement may sound idealistic to those accustomed to long hours of debugging. Yet it is the theme of this book. It contains a unique collection of "proverbs" or rules and guidelines for writing more accurate error-free programs. Newly rewritten, the book now emphasizes structural programming and all examples are in BASIC. 134 pp. \$5.95.



## SOURCE BOOK FOR PROGRAMMABLE CALCULATORS by Texas Instruments


□ TI has put together over 60 example problems for solution on their TI58 and TI59 programmable calculators. Each example contains a description of the problem, the calculator program, guides for using the program, example solutions and references for further investigation. The problems cover topics in: number theory, algebra and trig, calculus, statistics, business, economics, biology, engineering, and physics. 416 pp. \$16.50.

## CONTENT ADDRESSABLE PARALLEL PROCESSORS by Caxton C. Foster

□ Content addressable memory arrays and parallel processing of all memory elements simultaneously are techniques which offer the advantages of speed and ease of programming as the cost of logic and memory elements continues to decrease. This book by Caxton C. Foster covers the theory, structure, and capabilities of CAPP machines; the known algorithms for parallel processing; applications of CAPP's; a survey of papers on distributed parallel processing; and descriptions of real CAPP machines. It is a comprehensive text, and a good introduction to the subject. 233 pp. \$13.95.







**THE INCREDIBLE SECRET MONEY MACHINE**  
by Don Lancaster

This book tells you how to set up your own Incredible Money Machine — computer, technical, craft or other small-scale business and keep it going strong. The author explodes a lot of myths and packs a goldmine of irreverent information into 160 lighthearted pages. He shows you how to reduce your taxes as much as you want, how to get free insurance and vacations, and the ultimate solution to financing. Lancaster has been successfully running his own money machine for years, and now he's sharing what he knows. 159 pp. \$5.95.

**CONSUMER'S GUIDE TO PERSONAL COMPUTING AND MICROCOMPUTING**  
by Stephen Freiberger and Paul Chew

Getting into personal computing can be confusing when one is confronted with the multitude of microcomputers, languages and peripherals available today. This current guide lives up to its name and provides an introduction to microcomputers, reviewing over 60 microcomputer products. Let *Consumer's Guide to Personal Computing and Microcomputing* aid you in selecting your computer. 164 pp. \$7.95.

**THE LITTLE BOOK OF BASIC STYLE**  
by John Nevison

Structure, style, correctness, maintainability. Attributes of good programming are getting much attention, and well they should. Here these concepts are explained, along with 19 rules and many examples in BASIC to help improve your programming style. 151 pp. \$9.95.

**COMPUTER CRIME**  
by August Bequai

In 1976 100,000 cases of computer crimes were filed in our federal courts, and it is estimated the computer felon steals more than \$100 million annually from our citizenry. In this highly readable and fully referenced work Professor Bequai, a practicing attorney specializing in legal aspects of technology, addresses the history and present dilemma posed by this new breed of criminal. 210 pp. \$15.00. Hardcover.

**PROGRAMMING THE 6502**  
by Rodney Zaks

Here is the 6502 microprocessor from top to bottom. This book is a systematic course in 6502 assembly language programming, including exercises and application examples. Solid for you Kim and Apple users! 304 pp. \$10.95

**A FORTRAN COLORING BOOK**  
by Dr. Roger E. Kaufman

Who says learning Fortran can't be fun? Here you'll find everything you need to know about programming in Fortran, in a very clever instructional style. Learn Fortran programming painlessly. 285 pp. \$6.95

**THE PSYCHOLOGY OF COMPUTER VISION**  
by Patrick Henry Winston, Editor

This book is a collection of major works in computer vision research: image conversion, noise reduction, determination of curved surfaces, scene analysis, and visual analysis. Here under one cover is today's scientific basis for tomorrow's seeing robots. 282 pp. \$22. Hardcover.

**THE BASIC WORKBOOK — CREATIVE TECHNIQUES FOR BEGINNERS**  
by Kenneth Schoman, Jr.

This book contains lecture notes, exercises and problems for people learning BASIC. In a hands-on workbook style, Kenneth Schoman covers statements, loops, functions, variables, input/output and strings, simulation and plotting. Runnable in virtually any version of BASIC. 117 pp. \$5.50.

**STAR SHIP SIMULATION**  
by Roger Garrett

*Star Ship Simulation* is a design for a program to simulate the operations of the starship Enterprise, as defined on the original TV program, on a computer. The program is presented in a general structured form with information to aid the user in implementing it for a particular hardware/software set-up. 122 pp. \$6.95

**LEARN MICROCOMPUTERS**  
by Scelbi Computer Consulting Inc.

This two-part information packet contains *Understanding Microcomputers and Small Computer Systems* by Nat Wadsworth. It explains the basic operation of a microcomputer; instructions, input and output devices, and system considerations. Also included is an audio cassette tape which contains a chapter-by-chapter talking synopsis referenced to the book. 300 pp. (plus audio cassette) \$14.95.

**BITS**<sup>TM</sup> inc

Books to erase the impossible

POB 428, 25 Route 101, Peterborough, NH 03458

NAME \_\_\_\_\_

ADDRESS \_\_\_\_\_

CITY \_\_\_\_\_ STATE \_\_\_\_\_ ZIP \_\_\_\_\_

Number of Books \_\_\_\_\_ \$ \_\_\_\_\_

Postage & Handling \$1.00 per item Foreign \$ \_\_\_\_\_

(to a maximum of \$3.00) Grand Total \$ \_\_\_\_\_

Credit Card # \_\_\_\_\_

Expires \_\_\_\_\_  Check enclosed

SIGNATURE \_\_\_\_\_

**DIAL YOUR BANK CARD ORDERS**  
ON OUR TOLL-FREE HOT LINE: 1-800-258-5477

(In New Hampshire call 924-3355)

Prices subject to change without notice

## Sophisticated Personal Software

# \$5

### TEN PROGRAMS

- Finance Manager
- Checkbook Balancer
- Personal Budget
- SENET Game
- Blackjack Game
- TIC-TAC-TOE
- Destroyer
- X-Y Plot
- Fourier Analysis
- Multi-math Drill

Order your copy — Send \$5.00 to

**COMPUTALL CORPORATIONS**  
P.O. Box 536  
Atlantic, Iowa 50022

Circle 49 on inquiry card.

## apple tv & computing GRAND OPENING SALE!

An introductory sale! Every PET ordered this month will come with Full size . . . . .

**BIG KEYBOARD 16K . . . . . ONLY \$895**  
or, the standard 8k PET . . . . . \$775  
NEW!! . . . . . PET MiniFloppy . . . \$595  
PET 2021 Printer 80 column . . . . .  
electrostatic w/graphics . . . . . \$549  
PET 2022 Printer forms, . . . . .  
tractor, & full graphics . . . . . \$995  
Dual drive PET MiniFloppy . . . \$1295  
TRS-80 to S-100 . . . . .  
interface (kit) . . . . . \$190

**We Have The  
BALLY Computer System.**  
And SOFTWARE for BALLY BASIC on  
audio cassettes. Write for list of titles.

**apple tv & computing**  
(213) 559-4268  
2606 S. Robertson Blvd.  
Los Angeles, California 90034

Circle 10 on inquiry card.

### FRUGAL FRONT PANEL SERIES

S-100 DISPLAY-SENSE BOARD KIT  
Board and Manual \$29.95 Kit \$89.95

REMOTE HEX PANEL  
Board and Manual \$22.95 Kit \$69.95

REMOTE BINARY PANEL  
Board and Manual \$22.95 Kit \$64.95

Assembled Versions Available

### COMPUTER CANOPY DUSTCOVERS

APPLE II \$12.95

H-8, H-11, HORIZON,  
INTEGRAND 800D \$14.95

SWTPC CT-82, ADM-3, H-8, ACT IVB,  
PET, HAZELTINE 1500/1510/1520 \$16.95

TRS-80 —  
Keyboard-Monitor-Cassette 3 pc. \$25.95

Add \$2 per item for shipping and handling, \$1 extra for COD  
TX res. add 5% tax. M/C & VISA accepted.



Digital Dynamics, Inc.  
Department B  
310C Breasport  
San Antonio, TX 78216  
(512) 341-8782

Circle 87 on inquiry card.

## 6800/6801 MICRO SOFTWARE

\*\*\* CROSS SOFTWARE \*\*\*

6800/6801 assembler . . . . \$ 800  
PL/W compiler . . . . . \$1400  
cross linker . . . . . \$ 400  
math/science . . . . . \$ 500  
simulator . . . . . \$ 800

\*\*\* RESIDENT SOFTWARE \*\*\*

editor/assembler . . . . . \$ 95  
industrial 4K BASIC . . . . \$ 95  
in ROM . . . . . \$299



317-742-6802  
902 N. 9th St., Lafayette, IN 47904

Circle 389 on inquiry card.

## RS 232C Computer Compatible Paper Tape Transmitter/Model 612



Stops & starts on character at all speeds, uses  
manual control or X-on, X-off 90-260 V; 50-60 Hz  
power. 50-9600 baud, up to 150 char/sec syn-  
chronous or asynchronous; gated internal or ex-  
ternal clock; RS 232C, current loop or parallel  
output, reads 5-8 level tape, 7-11 frames/char,  
even or odd parity. Desktop or rack mount.

**ADDMASTER CORPORATION**  
416 Junipero Serra Drive  
San Gabriel, CA 91776  
(213) 285-1121  
Telex 674770 Addmaster SGAB

Circle 4 on inquiry card.

## APPLE OWNERS!

### the ARESCO ASSEMBLER/TEXT EDITOR

is now available

- \* Line-numbered text editor
- \* One-Pass Assembly with optional second pass
- \* Compatible with Disk or Cassette
- \* Sixty pages of Documentation
- \* Only \$29.95

Check, MC, VISA or UPS  
collect all OK

SASE for more information  
Dealer inquiries are invited

Also available for KIM & TIM  
Write for details

**ARESCO**  
BOX 1142  
COLUMBIA, MD 21044  
(215) 631-9052

Circle 12 on inquiry card.

## SPACEWAR FOR THE TRS-80

Dynamic real-time action game in-  
cludes two spaceships (with forward  
and side thrusters) plus torpedoes, all  
moving in the strong gravitational  
field of the sun. User-adjustable  
game speed, thruster power, torpedo  
speed, and initial orbital radius and  
eccentricity. Excellent for teaching  
Newton's Laws — all motion is cor-  
rectly simulated. Z-80 machine-  
language program for Level II. Re-  
quires only 4K memory.

For Level II cassette tape send \$15.00  
to:

**PODOSOFT**  
9 Smith Street  
Wellesley, MA 02181

30-day moneyback guarantee. Massachusetts  
residents add \$0.75 sales tax.

Circle 305 on inquiry card.

## Don't Forget!

**Our New 4K Byte Non-Volatile  
Memory Boards Won't Let You!**

- 30 days minimum guaranteed  
data retention
- Ultra low power 450 NSEC  
static CMOS RAM IC's
- On-board regulator, power  
monitor and battery
- S-100 bus compatible

**Assembled and Tested  
\$395.00**

**Remember . . .**  
to send for details!

**CYGGAL**

1395 Golf Street  
Dayton, Ohio 45432

Circle 88 on inquiry card.

### T-BUG™ accessories

Machine language programs linking with your  
copy of the Radio Shack TRS-80™ monitor

**Super TLEGS:** Onboard relocater moves T-BUG to  
your choice of RAM. Now you can examine,  
modify any formerly coincident material.

LL-0 16K Level II . . . . . 9.95

**TSTEP:** Single steps for T-BUG, enables an implicit  
keypad including backspace. A clearable  
before/after display shows all instruction-set  
aspects of machine status; CPU registers, flags,  
stack elements, as you SPACE through memory in  
program flow sequence. TLEGS relocates.

LL-1 16K Level II . . . . . 11.95

**Peewee Backspace:** Very tiny, very handy.  
T-BUG internal, turns on key under # M com-  
mand. Stroke shows previous memory location,  
like inverse ENTER. TLEGS relocates.

PW-1 4K Level II . . . . . 4.95

Includes cassette, instructions, examples.  
Add .75 each shipping, CA include 6%.




Allen Gelder  
5914 California Street  
San Francisco, CA 94121

T-BUG, TRS-80™ Radio Shack/Tandy Corp.

Circle 140 on inquiry card.

# What's New?

## Minidisk Library Case



The Minikas-ette/10 is a minidisk sized version of the Kas-ette/10 Diskette Library Case. The cases safeguard recorded data by protecting against contaminants such as dust and debris, and offer temperature and humidity control for storage or shipping. Durably constructed of extra strong polypropylene, the library cases are finished in a beige leather type texture. Additional features include: flexible fan tabs which provide a firm vertical hold while allowing for easy media access and replacement, and the pop-up easel design places media

within convenient view and reach of user. Both library cases are available from The Minicomputer Supplies Company, 963 Holmdel Keyport Rd, Holmdel NJ 07733. ■

Circle 644 on inquiry card.

## New Electric Wire Wrapping Tool



This new EW-8 electric wire wrapping tool from OK Machine and Tool Corp is interchangeable with its previous model EW-7D and incorporates a number of improvements at no increase in price. Rated to accept bits for wire sizes 22-30 AWG, the Model EW-8 features a reinforced Lexan housing, radio frequency (RF) interference reducing circuitry, and a high reliability motor and indexing mechanism. The tool is double insulated and weighs 14 ounces. It is available with accessory tool VIT-1 which permits easy resetting of indexing position in 45 degree increments.

The EW-8 is priced at \$85.11 and the VIT-1 costs \$15. Contact OK Machine and Tool Corp, 3455 Conner St, Bronx NY 10475. ■

Circle 645 on inquiry card.

## Where Do New Products Items Come From?

*The information printed in the new products pages of BYTE is obtained from "new product" or "press release" copy sent by promoters of new products. If in our judgment the information might be of interest to the personal computing experimenters and homebrewers who read BYTE, we print it in some form. We openly solicit releases and photos from manufacturers and suppliers to this marketplace. While we would not knowingly print untrue or inaccurate data, or data from unreliable companies, our capacity to evaluate the products and companies appearing in the "What's New?" feature is necessarily limited. We therefore cannot be responsible for product quality or company performance.*

## Printer Controller Supports Centronics and Dataproducts Printers

The DEC PDP-11 Line Printer Controller (DLP 11), designed to support either Centronics or Dataproducts type printers, operates on any Digital Equipment Corporation PDP-11 computer without software or hardware modification.

The DLP 11 comes complete with all necessary cabling and connectors to interface directly to the printer used. In order to simplify installation and testing, a self-test mode is provided. Low power requirement is another feature of the controller, which incorporates low power Schottky transistor-transistor logic.


Priced at \$750 in single quantities, the DLP 11 is available from DataSystems Corp, 8716 Production Av, San Diego CA 92121. ■

Circle 646 on inquiry card.

## An S-100 Compatible 6802/09

Micro Data Systems has announced the MD-690A, a new processor board which adds three features to those found on their MD-690. These features are: 6809 compatibility, 10 K bytes programmable read only memory, RS-232 interface provision and S-100 bus compatibility.

The MD-690A gives the user more monitor flexibility and the option of upgrading the board to accommodate the 6809 processor by Motorola. It comes complete with MONBUG, a 1K byte programmable read only memory monitor program which is software compatible with the standard Motorola MIKBUG monitor and designed to interface with most memory mapped video and graphics cards for fast input and output (IO). The board can accommodate up to 10 K bytes of 2716 erasable read only memory which may be used for 8 K byte BASIC or other firmware.



The price for the board with the 2400 bps cassette interface, 1 K byte monitor and 1 K bytes of programmable memory is \$198 in kit form and \$258 assembled and tested. Complete documentation including assembly and troubleshooting instructions and a comprehensive user's guide are provided. For further information write to Micro Data Systems, POB 36051, Los Angeles CA 90036. ■

Circle 647 on inquiry card.

## Multikeyed Indexed Sequential File Control

The keyed indexed sequential search (KISS) system enables multikey access to a user's disk files. KISS provides user selected variability of key and data lengths. The KISS system includes an indexed sequential file manager (ISFM) and a direct access file manager (DAFM). The absolute maximum number of disk accesses to retrieve any record under control of KISS is three. The system is implemented in assembler language and is designed to operate on the 8080/8085 and Z-80 based systems.

KISS is distributed as a relocatable object module on user specified formatted floppy disk. Configurations are available for IMSAI (DOS-A) and ISIS-II using PL/M, FORTRAN, assembler, and Extended BASIC. The 3 section illustrated user guide, which includes technical concept, user interface control, and file control code examples for various languages, is included in the price of \$485. The user guide can be purchased separately for \$22.50 plus \$2.50 for postage and handling. Contact Morrow Computer and Electronic Design Inc, 315 Wilhagan Rd, Nashville TN 37217. ■

Circle 544 on inquiry card.

## Specialized Programming Aids for TI-59 Handheld Calculator



Specialized computer programming aids are now available from Texas Instruments for use with the TI programmable 59 handheld calculator. These aids offer easier conversion of ASCII and EBCDIC codes, routines for

debugging and analyzing TMS 9900 and Intel 8080 processor programs, and a number of general programmer aids covering base conversions and logical and arithmetic operations.

The Programmer's Aid Pakette is a 64 page booklet providing detailed documentation for six full length programs: EBCDIC code converter, ASCII code converter, ASCII and EBCDIC encoder, TMS 9900 disassembler, Intel 8080 disassembler and TI programmer simulator. All require a TI-59 with attached PC-100A thermal printer, plus blank TI-59 magnetic program cards, into which the user keys the code lists for automatic entry into the calculator. The booklet format includes program listings which are keyed into the user's own magnetic cards; no additional programming is required.

Pakettes are also available on securities, statistical testing, civil engineering, electronic engineering, blackbody radiation, oil/gas/energy, astrology and TI-59/PC-100A printer utilities.

All pakettes are priced at \$10 with a \$1.50 handling charge plus state and local taxes. For further information write to Texas Instruments Inc, Service Facility, POB 53, Lubbock TX 79408. ■

Circle 545 on Inquiry card.

# BYTE's Bits

## About the March 1979 Cover

In the flurry of January's snowstorms, we neglected to put in an "About The Cover" text elaborating more than the title of Robert Tinney's March cover painting *Through The Trapdoor*. One or two readers took us to task for this omission, perhaps because it was not as obvious to them as to us. The lettering on the wooden block puzzle as assembled (if you could do so) spells out the word *plaintext*, in two lines. As the plaintext is cranked through the black box of a trapdoor algorithm, it becomes a jumbled form known as ciphertext. Here we symbolize the trapdoor by a hole in a sheet of translucent material, and the trapdoor jumbles the puzzle parts as they fall through the hole.

This of course brings up a challenge. Who will be the first reader with skills at woodcrafts to rationalize the design of such a woodblock in order to create a real puzzle? The actual pieces should be close to those imagined in this picture, but certainly not identical since there is no way to assemble the pieces shown into a cube which spells "plain" and "text" along two rows. ■



# ITHACA AUDIO

THE OEM MARKETPLACE

## Assembled and Tested Added at Ithaca Audio

### Field-proven reliable engineering

Over 15,000 boards worldwide prove Ithaca Audio provides the quality and reliability you demand.

Ithaca Audio Boards are fully S-100 compatible, featuring gold edge connectors and plated-through holes. All boards (except the Protoboard) have fully buffered data and address lines, DIP switch addressing, solder mask and parts legend.

- **Z-80 CPU Board** still the most powerful 8 bit central processor available. Featuring power-on-jump, provision for on-board 2708. Accepts most 8080 software.

A&T 4 mHz	\$205.00
A&T 2 mHz	\$175.00
Blank PC	\$ 35.00

- **Disk Controller Board** controls up to 4 single or double sided drives. Supported by a host of reliable software packages: K2 FDOS, Pascal, Basic and complete diagnostics.

A&T	\$175.00
Blank PC	\$ 35.00

- **K2 FDOS** Disk software in the DEC tradition. Includes character oriented text editor (TED), File Package (PIP), Debugger (HDT), Assembler (ASMBLE), HEXBIN, 1 COPY, System Generator (SYSGEN) and more. Command syntax follows Digital's OS-8/RT-11 format. First in a family of high level software. Basic and Pascal available now. Soon-to-be-released Fortran.

K2 Disk	\$ 75.00
---------	----------

- **Video Display Board** features the full 128 upper/lower case ASCII character set. Easy-to-read 16 line x 64 character format can be displayed on an inexpensive video monitor or modified TV set. Includes TTY software. Add our powerful K2 FDOS to create a versatile operator's console.

A&T	\$145.00
Blank PC	\$ 25.00

- **8K Static RAM Board** High speed static memory at a reasonable cost per bit. Includes memory protect/unprotect and selectable wait states.

A&T 250 ns	\$195.00
A&T 450 ns	\$165.00
Blank PC	\$ 25.00

- **2708/2716 EPROM Board** Indispensable for storing dedicated programs and often used software. Accepted up to 16K of 2708's or 32K of 2716's.

A&T (less EPROMs)	\$ 95.00
Blank PC	\$ 25.00
2708 EPROMs	\$ 11.00

The leading manufacturer of blank S-100 boards is adding a new wrinkle—now all their boards are available assembled and tested. "This is a natural progression for the company" according to Mr. James Watson, President. "Actually we've been supplying assembled and tested for some time to our volume customers and OEM's, particularly those overseas. Our production staff is now fully up to speed, so just about everything is available from stock." The company scheduled 6 months to phase in assembled and tested to allow time to build base inventories, before offering the boards to the public. "We feel this is quite important. A lot of companies have earned themselves a bad name in this business by announcing products they can't really deliver. We simply won't do that." Mr. Watson further explained that Ithaca Audio intends to remain leader in blank boards and expects to release a minimum of 6 new designs by August, which will be offered both blank and assembled and tested.

## Memory Prices Tumble

### Ithaca Audio first to break 1¢/Byte Barrier

By cutting prices for 32K of RAM to \$319 Ithaca Audio becomes the first computer vendor ever to offer high speed memory for less than a penny a byte. Commenting on the announcement, Steve Edelman, Director of Engineering said "Just a few years ago people were wishing for a penny a bit, and even now memory for most large computers costs about 2¢/byte and that's only in 1 Megabyte chunks." In fact it's the relative modest capacity of the 32K board that makes it so interesting. Users need not buy the full 64K to take advantage of the low price per bit. Furthermore, the board is available both as a kit and assembled and tested.

Delivery is stock to two weeks. Pricing is:

• 32K kit	\$319
• 32K A&T	\$359
• 64K kit	\$645
• 64K A&T	\$695

## 8" Disk Drives

Shugart compatible Memorex 550's are in stock.

Single and double density compatible, 330K bytes capacity with our controller or use your own.

Either way **\$456**

- **Protoboard** Universal wire-wrap board for developing custom circuitry. Room for three regulators. Accepts any size DIP socket.

Blank PC	\$ 25.00
----------	----------

## Pascal/Z Ready

The first Pascal Compiler for the Z80, and the fastest Z80 Pascal ever is now ready. Over one year in development, Ithaca Audio was obviously pleased with the results. "We really have outperformed them" states Jeff Moskow, Director of Software Engineering, beaming over the recently released benchmarks, in which Pascal/Z averaged better than five times the speed of a recent P-code implementation.

"Pseudo-code means a vendor only has to supply one compiler to lots of people using lots of different machines, and that makes his life very easy, but it also means users' programs execute significantly slower. Therefore, we chose to write a native compiler that delivers fast re-entrant ROMable code, with no need for an intermediate language and interpreter. That's where our speed comes from." As a matter of fact, Pascal/Z is often twenty times as fast as UCSD's implementation and may well be faster than dedicated Pascal machines such as the recently announced Western Digital Pascal Micro-engine.™ Unlike the Microengine, Pascal/Z does not require any new special CPU hardware and has the added benefit of compatibility with existing Z80 software.

Operational requirements of Pascal/Z are the Ithaca Audio K2 Operating system and 48K of memory during compiles. The output is standard Z80 Macrocode which is linked and run through the Ithaca Audio Macro-assembler. Binary files may be as small as 2.5K, or even less if the full library is not used. The compiler, including the Macroassembler, is available on an 8" K2 floppy disk. Price including full documentation is \$175.00. The Macroassembler is available separately for \$50.00. Delivery is from stock.

### More Software:

For those that don't require the speed of a compiler like Pascal/Z, Ithaca Audio also offers the convenience of BASIC. BASIC/Z, an extended version of TDL's Super Basic, runs in slightly over 12K and is supplied on an 8" K2 disk for \$75.00.

### SAVE Even More -

When you buy your software as a package K2 and Pascal/Z	\$225
	SAVE \$25
K2, Pascal/Z and Basic/Z	\$275
	SAVE \$50

## HOW TO ORDER

Send check or money order, include \$2.00 shipping per order. N.Y.S. Residents include tax.


For technical assistance call or write to:

# ITHACA AUDIO

P.O. Box 91  
Ithaca, New York 14850  
Phone: 607/257-0190

### Double Density Floppy Disk Storage System

This new double density floppy disk storage system, the Delta-1, has been




introduced by Meca, POB 696, 7026 Old Woman's Spring Rd, Yucca Valley CA 92284. The Delta-1 provides up to 200 K bytes of storage on a single 5¼ inch drive. Included with the Delta-1 disk system is the MFM S-100 disk controller which supports up to three SA-400 disk drives. Individuals who now own a Meca Alpha-1 tape system can use the MFM disk controller to combine the Alpha-1 and Delta-1 into a fully integrated tape and disk storage system. North Star owners may take advantage of the availability of the MFM disk controller card to double disk storage space from 90 K to 180 K bytes. The price for the controller card alone is \$199.

Available software includes a CP/M disk operating system with editor, assembler, debugger and BASIC-E for \$98. Microsoft Extended Disk BASIC is offered for \$195. Several applications programs are available which operate with both the Delta-1 and Alpha-1. An introductory price of \$699 includes the minifloppy single-sided disk drive, MFM disk controller, power supply, connectors and cable, complete documentation, and Meca disk operating system. ■

Circle 603 on Inquiry card.

### Dual and Single Drive Expandable Floppy Disk Systems



A new family of expandable floppy disk systems, called EXP, is available from Micromation Inc, 524 Union St, San Francisco CA 94133. EXP is a complete floppy system using standard 8 inch disks and a write protect and front panel activity light as standard. The system uses drives supplied by Memorex. Each drive offers a full 265 K bytes of storage in IBM 3740 soft sectored format.

EXP is fully supported by software. Users are offered CP/M as one option. BASIC, FORTRAN, or complete business application and word processing packages are also offered.

EXP is a complete, fully assembled and tested floppy disk storage system. The total system includes drives, S-100 controller, power supply, and wood and metal enclosure. The EXP-1 single drive system is priced at \$1195 and the EXP-2 dual drive system is \$1895, and an optional double density controller (for \$300) permits doubling the actual density of data on each disk. ■

Circle 604 on inquiry card.

### Floppy Disk System from Charles River Data Systems



Charles River Data is offering its MF-11 LSI-11 floppy disk system with the DEC LSI-11/2 and associated Digital Equipment Corp (DEC) plug-in memory. The MF 11/2 is functionally identical in performance characteristics to the PDP 11V03 but uses only 10½ inches of panel height and is available at a lower price. The 10½ inch enclosure holds the DEC processor, two Shugart floppy disk drives with controller,

power supply, slides for rack mounting, and the DEC H9270 back panel. An 8 quad slot backplane is also available.

The controller and interface card provides total software and media compatibility between the DEC processor and the floppy disk system, which allows use with any of the PDP 11V03 software packages. It also provides bootstrap loader, self-test and IBM 3740 formatter. Contact Charles River Data Systems Inc, 4 Tech Cir, Natick MA 01760. ■

Circle 605 on inquiry card.

# LX303

## ALL THE MOST WANTED FEATURES IN A COMPACT DVOM

- BIG 1/2" HIGH LCD DISPLAY
- USE INDOORS OR OUT
- 200 HOUR 9V BATTERY LIFE
- AUTO ZERO, POLARITY, OVERRANGE INDICATION
- 100 mV DC F.S. SENSITIVITY
- 19 RANGES AND FUNCTION



Removable cover stores test set furnished as part of the



Available accessories include AC adapter, padded vinyl carrying case, 40KV DC probe, 10 Amp DC shunt.



X10 DCV probe for protection



**\$74.95**  
ONLY  
**HICKOK**

THE HICKOK ELECTRICAL INSTRUMENT CO.  
10514 Dupont Avenue • Cleveland, Ohio 44108  
(216) 541-8060 • TWX: 810-421-8266

On-the-Spot accuracy, wherever and whenever you need it. The Hickok LX303 is ideal for any field service, industrial maintenance or personal application. Rugged, Reliable. Easy to read in any light, this exciting, new, 3 1/2 digit Mini-Multimeter weighs only 12 ounces and carries a full one year guarantee. Features previously found only in expensive units... at a price under \$75.00! Another American made test equipment breakthrough from Hickok, The Value Innovator for over 60 years. Order Today!

Hickok distributor or order below

### SPECIFICATIONS:

**DC VOLTS (5 RANGES):** 0.1mV to 1000V; Accuracy  $\pm 0.5\%$  rdg  $\pm 0.5\%$  f.s.; Input impd: 10M  $\Omega$ ; Max. input 1kV except 500V on 200mV range.

**AC VOLTS (40Hz to 5kHz):** 0.1V to 600V; Accuracy:  $\pm 1.0\%$  rdg  $\pm 0.5\%$  f.s. (-2dB max. at 5kHz); Max. input: 600V.

**RESISTANCE (6 LOW POWER RANGES):** 0.1  $\Omega$  to 20M  $\Omega$ ; Accuracy:  $\pm 0.5\%$  rdg  $\pm 0.5\%$  f.s. ( $\pm 1.5\%$  rdg on 20M  $\Omega$  range); input protected to 120VAC all ranges.

**DC CURRENT (6 RANGES):** .01nA to 100mA; Accuracy:  $\pm 1.0\%$  rdg  $\pm 0.5\%$  f.s.

**DIMENSIONS AND WEIGHT:** 5-7/8" x 3-3/8" x 1-3/4", 12 oz.; **POWER:** 9V batt. (not incl.) or Hickok AC adapter; **READ RATE:** 3/sec. **OPERATING TEMPERATURE:** 0°-50°C.



### COMPUTER COMPONENTS INC.

5848 SEPULVEDA BOULEVARD, VAN NUYS, CAL. 91411  
TELEPHONE (213) 786-7431

#### PLEASE SEND ME

- |   |             |
|---|-------------|
| _____ Hickok LX303 Digital Multimeters .....        | @ 74.95 ea. |
| _____ RC-3 AC Adapter, 115VAC (220VAC avail.) ..... | @ 7.50 ea.  |
| _____ CC-3 Deluxe Carrying Case .....               | @ 7.50 ea.  |
| _____ VP-10 X10 DCV Probe Adapter .....             | @ 14.95 ea. |
| _____ CS-1 10A DC Current Shunt .....               | @ 14.95 ea. |
| _____ VP-40 40 KV DC Probe .....                    | @ 35.00 ea. |

- Bill my company, P. O. attached (D & B rated firms only) net 30 days  
 Payment enclosed Bill my:  Master Charge  VISA

Account No. \_\_\_\_\_ Exp. Date \_\_\_\_\_

Name \_\_\_\_\_ Signature \_\_\_\_\_

Address \_\_\_\_\_

City \_\_\_\_\_ State \_\_\_\_\_ Zip \_\_\_\_\_

Add \$3.00 Postage and Handling.

CA Residents Add 6% Sales Tax.

### S-100 Card Holds and Programs 2716, 2708 Programmable Read Only Memories

A maximum of eight TMS 2716 or 2708 16 K or 8 K bytes programmable read only memories are held on this new programming and storage board called the Databank. The board will also program memories by means of two special sockets. One of these sockets provides a connection to an external programming station while the other socket allows the programming of memories on the Databank. Each of the eight memories may be individually switched into or out of the system address space. The entire board can be disabled and enabled by I/O (input/output) commands.


In addition to the programmable read only memories, the Databank will hold

1 K or 2 K bytes of 2114 programmable memory. The memory will operate as bus memory or can be substituted by software command for any of the programmable read only memories. A memory in the programming socket also has this substitution ability. All programming voltages are provided by the Databank board circuitry.

The board is available in kit form

at the following prices: DB00 (without programmable memory) \$199.95; DB08 (1 K byte programmable memory) \$219.95; DB16 (2 K byte programmable memory) \$239.95 with shipping charges of \$5 in the US and Canada and \$25 overseas. For further information, contact Objective Design, Inc, POB 20325, Tallahassee FL 32304. ■

Circle 531 on inquiry card.



### Associative Computer Memory Available from Semionics Associates

Content addressable or associative computer memory is available from Semionics Associates, 41 Tunnel Rd, Berkeley CA 94705. Called REM (recognition memory), it differs from conventional memory by eliminating serial searching. An item may be accessed simply by being named. REM can be written into and read from like ordinary memory, but has parallel processing functions, including six types of recognize and multiwrite. The recognition operations replace serial searching, while multiwrite allows the processor to write into multiple locations with a single instruction. Individual bit masking may be applied to all of the operations, including ordinary (location accessed) read and write. A data processing system with these functions is known as a CAPP (content addressable parallel processor). Ideal for pattern recognition and information retrieval applications, it is also capable of performing parallel arithmetic operations.

Semionics' first product is an add-in recognition memory for microcomputers having the S-100 bus. Called REM S-100, the board converts the microcomputer to a CAPP by adding new instructions to the instruction set of the processor. The board is organized to make these additional instructions possible without any alteration to the processor.

Recognition memory is organized in 8 bit words and 256 word REM records. It is a static memory with an access time of 200 ns for a single memory location, and recognize or multiwrite time, for all REM records of 4  $\mu$ s. This time does not increase with size of memory. In a system with multiple REM boards, all of these are accessed in parallel during a recognize or multiwrite operation.

The REM S-100 add-in recognition memory board has a capacity of 8 K bytes and is priced at \$525. ■

Circle 533 on inquiry card.

### Two New Boards for S-100 Systems

This 8 K byte read only memory and programmable memory board is ideal for S-100 systems which require both types of memory. It will replace two boards in most systems, reducing cost, inventory, and motherboard slots. The independent addressing and wait state control make the board as flexible as two separate boards. The control and I/O board has 12 inputs and four high current outputs.

The Triac control allows direct computer control of AC equipment. Counters are valuable for process control or counting instruments and the built-in timer gives the computer a dual count per minute (or second) capability.

Assembled and tested, the boards sell for \$195 each. OEM quantity discounts are available. For more information, contact Tri Mark Engineering, 12402 W Kingsgate, Knoxville TN 37922. ■


Circle 532 on inquiry card.

### Low Price 16 K Byte Static Memory Board

This 16 K byte static memory board, designated SupeRam 16, has been designed for S-100 microcomputer systems. SupeRam is a complete kit featuring four independently addressable and

write-protectable 4 K byte blocks. The compact control design uses only 11 integrated circuits. All signals are fully buffered, including address and data lines. SupeRam 16 K byte is priced at \$299 and available from Thinker Toys, 1201 10th St, Berkeley CA 94710. ■

Circle 534 on inquiry card.





# SOLID STATE SALES... *Announces a Breakthrough in Computer Technology*




THIS REMARKABLE VP-1 COMPUTER/INTERFACE KIT HAS THE FOLLOWING:

- FEATURES**
- IT PRODUCES COMPOSITE VIDEO OUTPUT IN A 128x128 MATRIX FROM A DIRECT MONITOR CONNECTION USING 8K OF MEMORY
  - THE SYSTEM USES A STANDARD S 100 BUSS
  - WILL NOT TIE UP COMPUTER SOFTWARE WHEN NOT ADDRESSED
  - IT DISPLAYS CONTINUOUSLY WHEN NOT ADDRESSED
  - IT MAY PRODUCE PSEUDO COLOR AND/OR GRAPHICS (UP TO 16 GREY LEVELS, 4 BIT BINARY)

A PICTURE MAY BE TAKEN BY OUR CAMERA, STORED IN A COMPUTER IN REAL TIME AND THEN DISPLAYED ON A CRT AT AN AFFORDABLE PRICE

## VIDEO COMPUTER PROCESSING SYSTEM



GRAY LEVELS

THE CAMERA WILL TAKE BETWEEN 15 AND 100 FRAMES/SECOND. THE CAMERA CONNECTS TO THE PROCESSOR WITH SEVEN LINES. THIS INCLUDES VIDEO AND TIMING SIGNALS

- APPLICATIONS**
- CONTINUOUS SURVEILLANCE
  - INSPECTION OF MOVING PARTS WITH PROPER STROBING
  - VISUAL GRAPHIC INPUT TO A COMPUTER
  - CHARACTER OR PATTERN RECOGNITION
  - PICTURES MAY BE TAKEN DIRECTLY FROM A TV WITHOUT ELECTRICAL CONNECTIONS
  - THE INTERFACE KIT MAY BE USED SEPARATELY AS A 128x128 16 LEVEL GRAPHIC DISPLAY

OUR VP1 VIDEO SYSTEM CONSISTS OF THE FOLLOWING KITS:

- CCD 202C SOLID STATE VIDEO CAMERA KIT ASSEMBLED & TESTED . . . \$499<sup>00</sup>
- VP-1 COMPUTER/VIDEO INTERFACE SYSTEM (3 BOARDS) ASSEMBLED & TESTED . . . \$999<sup>00</sup>
- ASSEMBLED 8K MEMORY BOARD (OPTIONAL) . . . \$235<sup>00</sup>

THIS VIDEO COMPUTER KIT CAN WORK WITH THE GE, REDICON, OR ANY OTHER 128 x 128 SENSOR CAMERA

**REGULATED POWER SUPPLIES**

**POWER SYSTEMS # PS1111**  
115-230V 50/60 cy. In 5v DC at 35A out.  
6 1/2" 16 1/2" x 15 1/2" 26 lbs. shipping weight \$55.00

**POWER SYSTEMS # PS1106**  
115-230V 50/60 cy. in 12v DC at 15A out.  
5 1/2" 16 1/2" x 5 1/2" 19 lbs. shipping weight. \$49.00  
(OV PROTECT)

**CMOS (DIODE CLAMPED)**

4001	-18	4010	-37	4050	-15	74C74	-45
4002	-18	4020	-50	4053	-110	74C83	-115
4006	-95	4071	-90	4055	-125	74C80	-40
4007	-18	4027	-50	4066	-70	74C93	-75
4009	-37	4023	-18	4069	-45	74C151	140
4010	-37	4024	-75	4071	-18	74C160	105
4011	-18	4025	-18	4072	-21	74C161	105
4012	-18	4027	-37	4516	-95	74C174	105
4013	-29	4028	-80	4520	-70	74C175	105
4014	-75	4029	-95	74C00	-22	74C192	120
4015	-75	4030	-33	74C02	-22	74C193	120
4016	-29	4035	-97	74C06	-22	74C901	48
4017	-105	4042	-65	74C10	-27	74C902	48
4018	-90	4048	-35	74C73	-65	74C914	170

**PRINTED CIRCUIT BOARD**

4 1/2" x 6 1/2" SINGLE SIDED EPOXY  
80/ARD 1/16" THICK, UNFINISHED . . . \$52.50  
\$5.00 ea.

**7 WATT LD-65 LASER DIODE 1R \$89.5**

2N 3820 P FET . . . \$ 45  
2N 5457 N FET . . . \$ 45  
2N2646 UJT . . . \$ 45  
ER 200 TRIGGER DIODES . . . \$ 4.00  
2N 6028 PROG. UJT . . . \$ 65

**MINIATURE MULTI-TURN TRIM POTS**  
100, 1K, 2K, 5K, 10K, 20K, 50K,  
200K, 1Meg, 2Meg. \$ .75 each 3/5/2.00

**CHARGED COUPLE DEVICES**

CCD 201C 100x100 Image Sensor . . . \$95.00  
CCD 202C 100x100 Image Sensor . . . \$145.00

**VERIPAC PC BOARD** . . . \$4.00  
This board is a 1/16" single sided paper epoxy board, 4 1/2" x 6 1/2" DRILLED and ETCHED which will hold up to 21 single 14 pin IC's or 816 or LSI DIP IC's with buses for power supply connector.

**FP 100 PHOTO TRANS.** . . . \$ .50  
RED, YELLOW, GREEN, or AMBER

**LARGE LED's, 2"** . . . \$6/51.00

**TIL-118 OPTO-ISOLATOR** . . . \$ .75

**MCT-6 OPTO ISOLATOR** . . . \$ .80

**1 WATT ZENERS: 3.3, 4.7, 5.1, 5.6, 9.1, 10, 12, 15, 18, or 22V** . . . \$6/51.00

**MCM 6571A 7 x 9 character gen.** . . . \$ 10.75

**UNIVERSAL 4Kx8 MEMORY BOARD KIT**  
\$69.95  
32-2102-1 fully buffered, 16 address lines, On board decoding for any 4 of 64 pages, standard 44 pin buses, may be used with F-8 & KIM

**Silicon Power Rectifiers**

PRV	1A	3A	12A	50A	155A	240A
100	06	14	30	80	370	5.00
200	07	20	35	115	425	6.50
400	09	25	50	140	6.50	9.50
600	11	30	70	1.80	8.50	12.50
800	15	35	90	2.30	10.50	16.50
1000	20	45	110	2.75	12.50	20.00

SAC 1024 a REDICON 1024 stage analog "Bucket Brigade" shift register. \$14.95

1N 4148 (1N914) . . . \$15/51.00  
1 uf 25V ceramic caps . . . \$5.00/100

**RS232 CONNECTORS**

DB 25P male . . . \$2.95  
DB 25S female . . . \$3.50  
HOODS . . . \$1.50

**REGULATORS**

323K - 5V 3A	\$ 5.75	34K - 12, 15	
309K	\$ 1.10	or 24 V	\$ 1.10
723	\$ .50	340T - 5, 6, 8, 12	
320T		15, 18 or 24V 5, 10	
5, 12, 15		78 MG	\$ 1.38
or 24	\$ 1.10	79 MG	\$ 1.38

**TRANSISTOR SPECIALS**

2N6233-NPN SWITCHING POWER	\$ 1.95
MRF-8004 a CB RF Transistor NPN	\$ .75
2N3772 NPN Si TO-3	\$ 1.00
2N1546 PNP GE TO-3	\$ .75
2N4908 PNP Si TO-3	\$ 1.00
2N5086 PNP Si TO-92	4 S 1.00
2N3137 NPN Si RF	\$ .55
2N3918 NPN Si TO-3 RF	\$ 1.50
2N1420 NPN Si TO-5	3/5 1.00
2N3767 NPN Si TO-66	\$ .70
2N2222 NPN Si TO-18	5/5 1.00
2N3055 PNP Si TO-3	\$ .50
2N3904 NPN Si TO-92	6/5 1.00
2N3906 PNP Si TO-92	6/5 1.00
2N5206 NPN Si TO-220	\$ .50
2N6109 NPN Si TO-220	\$ .55
2N3638 PNP Si TO-5	5/5 1.00
MPS14 13 NPN Si	4/5 1.00

**TTL IC SERIES**

7400	-15	7446	-68	74151	-81
7401	-15	7447	-58	74152	-81
7402	-15	7450	-18	74155	-84
7403	-15	7472	-75	74157	-85
7404	-15	7473	-28	74158	-85
7405	-18	7475	-45	74161	-85
7406	-22	7476	-30	74162	-80
7407	-28	7480	-21	74164	-85
7408	-18	7483	-65	74165	-85
7409	-18	7485	-87	74172	-100
7410	-15	7488	-78	74174	-85
7411	-18	7489	-125	74175	-80
7412	-18	7490	-42	74176	-75
7413	-36	7491	-58	74177	-75
7414	80	7492	-43	74180	-65
7416	-22	7494	-63	74181	-1.00
7417	-25	7494	-87	74190	-1.00
7420	-18	7495	-65	74191	-95
7425	-30	7498	-65	74192	-79
7426	-22	7497	-90	74193	-79
7427	-28	7497	-28	74194	-80
7430	-18	74121	-30	74195	-50
7432	-22	74122	-40	74196	-88
7433	-22	74123	-68	74197	-80
7438	-12	74125	-40	74270	-55
7440	-18	74126	-40	74290	-50
7441	-70	74148	-95	74300	-42
7442	-65	74148	-110	74320	-1.25
7445	-65	74150	-100	74325	-1.50

**DATA CASSETTES 1/2 HR \$ .95**

**14 pin headers** . . . \$3/51.00

**MM 5387AA** new clock chip which will directly drive LED's 1/272 hrs, 1 supply & alarm \$5.95

**NO. 30 WIRE WRAP WIRE SINGLE STRAND 100' \$1.40**

**ALCO MINIATURE TGGLE SWITCHES**

MTA 106 SPDT	\$ .95
MTA 206 DPDT	\$ 1.70
MTA 206 P-DPDT CENTER OFF	\$ 1.85
MSD 206 P-DPDT CENTER OFF LEVER SWITCH	\$ 1.85

**Full Wave Bridges**

PRV	2A	6A	25A
100		1.30	
200	.75	1.25	2.00
400	.95	1.50	3.00
600	1.20	1.75	4.00

**DIP SOCKETS**

8 PIN	17	24 PIN	.35
14 PIN	20	28 PIN	.40
16 PIN	22	40 PIN	.60
18 PIN	25		

**SANKEN AUDIO POWER AMPS**

Si 101D 10 WATTS	\$ 7.80
Si 102D 20 WATTS	\$15.70
Si 105D 50 WATTS	\$28.50

**TANTULUM CAPACITORS**

.22UF 35V 5/51.00	6.8UF 35V 4/51.00
.47UF 35V 6/51.00	10UF 10V \$ .25
.1UF 35V 5/51.00	22UF 25V \$ .40
2.2UF 20V 6/51.00	15UF 35V 3/51.00
3.3UF 20V 4/51.00	30UF 6V 5/51.00
4.7UF 15V 5/51.00	33UF 20V \$ .40
	47UF 20V \$ .35
	68UF 15V \$ .50

**74LS SERIES**

74LS00	-31	74LS138	-84
74LS01	-31	74LS159	-84
74LS02	-31	74LS161	-84
74LS03	-31	74LS162	-88
74LS04	-31	74LS163	-88
74LS05	-34	74LS164	-82
74LS06	-34	74LS165	-82
74LS09	-34	74LS167	-82
74LS10	-31	74LS168	-129
74LS11	-31	74LS169	-129
74LS12	-31	74LS170	-1.15
74LS13	-31	74LS171	-1.15
74LS14	-108	74LS172	-1.42
74LS15	-31	74LS173	-1.42
74LS16	-31	74LS174	-1.42
74LS17	-31	74LS175	-1.42
74LS18	-31	74LS176	-1.42
74LS19	-31	74LS177	-1.42
74LS20	-31	74LS178	-1.42
74LS21	-31	74LS179	-1.42
74LS22	-31	74LS180	-1.42
74LS23	-31	74LS181	-1.42
74LS24	-31	74LS182	-1.42
74LS25	-31	74LS183	-1.42
74LS26	-31	74LS184	-1.42
74LS27	-31	74LS185	-1.42
74LS28	-31	74LS186	-1.42
74LS29	-31	74LS187	-1.42
74LS30	-31	74LS188	-1.42
74LS31	-31	74LS189	-1.42
74LS32	-31	74LS190	-1.42
74LS33	-31	74LS191	-1.42
74LS34	-31	74LS192	-1.42
74LS35	-31	74LS193	-1.42
74LS36	-31	74LS194	-1.42
74LS37	-31	74LS195	-1.42
74LS38	-31	74LS196	-1.42
74LS39	-31	74LS197	-1.42
74LS40	-31	74LS198	-1.42
74LS41	-31	74LS199	-1.42
74LS42	-31	74LS200	-1.42
74LS43	-31	74LS201	-1.42
74LS44	-31	74LS202	-1.42
74LS45	-31	74LS203	-1.42
74LS46	-31	74LS204	-1.42
74LS47	-31	74LS205	-1.42
74LS48	-31	74LS206	-1.42
74LS49	-31	74LS207	-1.42
74LS50	-31	74LS208	-1.42
74LS51	-31	74LS209	-1.42
74LS52	-31	74LS210	-1.42
74LS53	-31	74LS211	-1.42
74LS54	-31	74LS212	-1.42
74LS55	-31	74LS213	-1.42
74LS56	-31	74LS214	-1.42
74LS57	-31	74LS215	-1.42
74LS58	-31	74LS216	-1.42
74LS59	-31	74LS217	-1.42
74LS60	-31	74LS218	-1.42
74LS61	-31	74LS219	-1.42
74LS62	-31	74LS220	-1.42
74LS63	-31	74LS221	-1.42
74LS64	-31	74LS222	-1.42
74LS65	-31	74LS223	-1.42
74LS66	-31	74LS224	-1.42
74LS67	-31	74LS225	-1.42
74LS68	-31	74LS226	-1.42
74LS69	-31	74LS227	-1.42
74LS70	-31	74LS228	-1.42
74LS71	-31	74LS229	-1.42
74LS72	-31	74LS230	-1.42
74LS73	-31	74LS231	-1.42
74LS74	-31	74LS232	-1.42
74LS75	-31	74LS233	-1.42
74LS76	-31	74LS234	-1.42
74LS77	-31	74LS235	-1.42
74LS78	-31	74LS236	-1.42
74LS79	-31	74LS237	-1.42
74LS80	-31	74LS238	-1.42
74LS81	-31	74LS239	-1.42
74LS82	-31	74LS240	-1.42
74LS83	-31	74LS241	-1.42
74LS84	-31	74LS242	-1.42
74LS85	-31	74LS243	-1.42
74LS86	-31	74LS244	-1.42
74LS87	-31	74LS245	-1.42
74LS88	-31	74LS246	-1.42
74LS89	-31	74LS247	-1.42
74LS90	-31	74LS248	-1.42
74LS91	-31	74LS249	-1.42
74LS92	-31	74LS250	-1.42
74LS93	-31	74LS251	-1.42
74LS94	-31	74LS252	-1.42
74LS95	-31	74LS253	-1.42
74LS96	-31	74LS254	-1.42
74LS97	-31	74LS255	-1.42
74LS98	-31	74LS256	-1.42
74LS99	-31	74LS257	-1.42
74LS100	-31	74LS258	-1.42

**TRIACS**

PRV	1A	10A	25A	1.5A	6A	35A
100	40	70	130	40	50	120
200	70	110	175	60	70	160
400	110	160	220	100	120	220
600	170	230	300	150</		

# It's sub LOGIC for graphics!

## SOFTWARE . . .

Graphic drivers for Dazzler, Matrox ALT-256 and 512, and Vector Graphics.

Plus **3D Graphics** for Apple II, TRS-80, 8080 and Z80, M6800, and BASIC.

## HARDWARE . . .

Matrox ALT-256 and ALT-512 display boards.

Call 8 to 6 Monday thru Saturday.

The engineering & graphics people

(217) 367-0299

# sub LOGIC

Box V, Savoy, IL 61874

Circle 357 on inquiry card.

## DATA PROCESSING SUPPLIES

Std. or Mini Floppy . . . 2.98 ea.

TRS-80 Cassette . . . . 1.49 ea.

ANSI (notch)

Cassette . . . . . 4.90 ea.

Qume or IBM 6240

Ribbon . . . . . 29.95 dz.

OTHER SUPPLIES AT SIMILAR BARGAINS

Order Now from John Richards

**KEY SUPPLY CO.**

2101 S. IH 35 Suite 300

Austin, Texas 78741

(512) 443-1347

All products from major manufacturers, fully guaranteed. No limit while quantities last!

Circle 168 on inquiry card.

## SEE US NOW!

### INDUSTRY-WIDE OPENINGS

- ★ Field Service Engineers-Local/National
- ★ Software Engineers
- ★ Systems Engineers
- ★ Mechanical Engineers
- ★ R & D EE Project Engineers
- ★ Systems Analysts
- ★ Project Leaders
- ★ Programmers (All Levels)

Please contact us for further information on over 1200 industry-wide positions. All fees client paid.

**CORICO CORPORATION**  
Technical Recruiters

301 South Broadway  
Salem, NH 03079  
(603) 893-4511 or  
(617) 729-0660



Circle 40 on inquiry card.

## What's New?

## MISCELLANEOUS

### MIT Offers Video Tape Course in Semiconductor Devices

A course in semiconductor devices by Professor Clifton Fonstad is being offered by Massachusetts Institute of Technology in the form of tutored video instruction. The course consists of 38 1 hour MIT classes plus problem sets, quizzes and solutions.

Starting with a basic presentation of the energy band viewpoint, this course deals with the physics, modeling, fabrication and application of semiconductor devices. Silicon devices are emphasized in the context of integrated circuits. Physical models for devices are developed to a point sufficient for viewers to understand the design and use of semiconductor devices. The course be-

gins with a presentation of much of the required physics, so that students with a wide diversity of backgrounds should be able to use the course effectively.


The video tapes are delivered in four shipments of nine to ten tapes each. They may be kept up to six weeks, or the course may be accelerated by requesting earlier shipment of the next course and returning tapes of the completed section.

The fee for participating in TVI is \$900 plus \$150 per noncredit student. There is no additional charge if the number of students exceeds 25. Contact Dr John T. Lynch, director, Tutored Video Instruction, Room 9-267, Massachusetts Institute of Technology, Cambridge MA 02139. ■

Circle 608 on inquiry card.

### Logic Probe for TTL and CMOS Testing from Heath

Heath Company has released the IT-7410/ST-7410 Logic Probes which are designed for in circuit testing of TTL (transistor-transistor logic) and CMOS integrated circuits. Features include switch selection of threshold levels for



either TTL or CMOS circuitry and lamps that turn on when the input voltage crosses the appropriate level. A memory circuit is incorporated in the design of the unit to turn on a light emitting diode when either threshold level is crossed.

The new probes provide true logic level detection at high frequencies (no AC coupled) and detection of pulses as short as 10 ns. Upper frequency limits are 100 MHz (TTL or CMOS at 5 VDC squarewave) and 80 MHz (CMOS at 15 VDC squarewave). Power for the Logic Probe is drawn from the circuit under test via two spring loaded, insulated clips. A ground lead is provided for high frequency operation. Probe overload protection is 50 VDC continuous and 175 VDC for 5 seconds.

The IT-7410 is the kit version and is priced at \$39.95 and the ST-7410 is the assembled version and sells for \$64.95. For more information about the Logic Probes, write to the Heath Company, Dept. 350-690, Benton Harbor MI 49022. ■

Circle 609 on inquiry card.

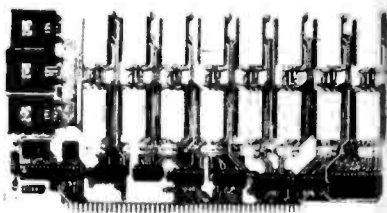
### Speak to Me in MICR

This kit of magnetic ink character recognition letters makes it possible to personalize your own shirts, tote bags, jeans, director's chair covers, and other canvas or cotton items with a household iron. The software applications kit is designed to help the authors of such phrases as APL polisher, computer simulation, loose circuits, terminal case, and bubble logic, communicate creatively even when away from the computer. Each kit contains 118 letters, 40 numbers and 44 computer widgets with complete instructions for application. The kit is \$3.95 or \$7 for two (add 10% for postage). Contact Martha Herman, 114 W 17th St, New York NY 10011. Specify blue or white type when ordering. ■

Circle 658 on inquiry card.



### 16K EPROM CARD-S 100 BUSS



**\$59.95**

KIT

OUR  
BEST  
SELLING  
KIT!


USES 2708's!

Thousands of personal and business systems around the world use this board with complete satisfaction. Puts 16K of software on line at **ALL TIMES!** Kit features a top quality soldermasked and silk-screened PC board and first run parts and sockets. All parts (except 2708's) are included. Any number of EPROM locations may be disabled to avoid any memory conflicts. Fully buffered and has WAIT STATE capabilities.

OUR 450NS 2708'S  
ARE \$8.95 EA. WITH  
PURCHASE OF KIT

ASSEMBLED  
AND FULLY TESTED  
ADD \$25

### 8K LOW POWER RAM KIT-S 100 BUSS 250 NS SALE!



ADD \$5  
FOR  
250NS!

**\$129** KIT

(450 NS RAMS!)

Thousands of computer systems rely on this rugged, work horse, RAM board. Designed for error-free, NO HASSLE, systems use.

#### KIT FEATURES:


1. Doubled sided PC Board with solder mask and silk screen layout. Gold plated contact fingers.
2. All sockets included.
3. Fully buffered on all address and data lines.
4. Phantom is Jumper selectable to pin 67.
5. FOUR 7805 regulators are provided on card.

Blank PC Board w/Documentation \$29.95  
Low Profile Socket Set...13.50  
Support IC's (TTL & Regulators) \$9.75  
Bypass CAP's (Disc & Tantalums) \$4.50

**ASSEMBLED AND FULLY BURNED IN ADD \$30**

### 16K STATIC RAM KIT-S 100 BUSS

**\$295** KIT



FULLY  
STATIC, AT  
DYNAMIC PRICES

#### WHY THE 2114 RAM CHIP?

We feel the 2114 will be the next industry standard RAM chip (like the 2102 was). This means price, availability, and quality will all be good! Next, the 2114 is FULLY STATIC! We feel this is the ONLY way to go on the S-100 Buss! We've all heard the HORROR stories about some Dynamic Ram Boards having trouble with DMA and FLOPPY DISC DRIVES. Who needs these kinds of problems? And finally, even among other 4K Static RAM's the 2114 stands out! Not all 4K static Rams are created equal! Some of the other 4K's have clocked chip enable lines and various timing windows just as critical as Dynamic RAM's. Some of our competitor's 16K boards use these "tricky" devices. But not us! The 2114 is the ONLY logical choice for a trouble-free, straightforward design.

#### KIT FEATURES:

1. Addressable as four separate 4K Blocks.
2. ON BOARD BANK SELECT circuitry. (Cromemco Standard!). Allows up to 512K on line!
3. Uses 2114 (450NS) 4K Static Rams.
4. ON BOARD SELECTABLE WAIT STATES.
5. Double sided PC Board, with solder mask and silk screened layout. Gold plated contact fingers.
6. All address and data lines fully buffered.
7. Kit includes ALL parts and sockets.
8. PHANTOM is jumpered to PIN 67
9. LOW POWER: under 2 amps TYPICAL from the +5 Volt Buss.
10. Blank PC Board can be populated as any multiple of 4K.

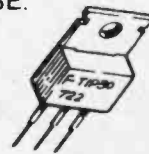
BLANK PC BOARD W/DATA—\$33

LOW PROFILE SOCKET SET—\$12  
SUPPORT IC'S & CAPS—\$19.95

ASSEMBLED & TESTED—ADD \$30  
2114 RAM'S—8 FOR \$69.95

### COMPLEMENTARY POWER TRANSISTORS

SILICON NPN AND PNP. TO-220 CASE.  
VCEO - 40V PD - 30 WATTS  
FOR AUDIO POWER AMPS, ETC.



TIP29 - NPN  
TIP30 - PNP

YOUR CHOICE  
**3 FOR \$1**

### 16K DYNAMIC RAM CHIP

16K X 1 Bits. 16 Pin Package. Same as Mostek 4116-4. 250 NS access. 410 NS cycle time. Our best price yet for this state of the art RAM. 32K and 64K RAM boards using this chip are readily available. These are new, fully guaranteed devices by a major mfg. **VERY LIMITED STOCK!**

NOT ASSOCIATED  
WITH  
DIGITAL RESEARCH  
OF CALIFORNIA,  
THE SUPPLIERS OF  
CPM SOFTWARE.

**8 FOR \$89.95**

**450 NS! 2708 EPROMS**  
Now full speed! Prime new units from a major U.S. Mfg. 450 N.S. Access time. 1K x 8. Equiv. to 4-1702 A's in one package.

~~\$15.75 ea.~~ **\$9.95** ~~4 FOR \$50.00~~

PRICE CUT

### NATIONAL SEMICONDUCTOR

#### CAR CLOCK MODULE - #MA6008

**\$6.99** each

Originally used by HYGAIN to indicate time and channel on an expensive C.B. Mini size, self contained module. Not a Kit. Four digits plus flashing indicator for seconds. Includes MM5369 and 3.58 MHZ crystal for super accurate time base. With hookup data.

INCLUDES CRYSTAL TIMEBASE!  
WORKS ON 12 VDC!

MFGR'S CLOSEOUT  
LIMITED QTY.

#### Z-80 PROGRAMMING MANUAL

By MOSTEK, or ZILOG. The most detailed explanation ever on the working of the Z-80 CPU CHIPS. At least one full page on each of the 158 Z-80 instructions. A MUST reference manual for any user of the Z-80. 300 pages. Just off the press.

**\$12.95**

#### GENERAL INSTRUMENT

##### FULL WAVE BRIDGE

4 AMP 600 PIV

3/4 IN. SQUARE - WITH LUGS

**75¢ ea. 3 FOR \$2**

LOOK!

#LM-1

### EXPERIMENTER'S HEATING PLATE

Large Manufacturers Surplus. 5 1/4 x 10 1/2 in. Made of 3/8 in. tempered glass with heating element laminated on back. Works off 120 VAC. Protected by thermostat and two thermal fuses. Rated 120 Watts. Use for any heating applications. Perfect for heating ferric chloride to increase PC Board etching efficiency. Units are brand new, non-submersible.

WHILE THEY LAST—**\$2.99** each

### MALLORY COMPUTER GRADE CAPACITOR

30,000 MFD 15 WVDC

Small: 3 x 2 Inches

**\$1.99 ea. 3 For \$4.99**

New! REAL TIME  
Computer Clock Chip  
N.S. MM5313. Features  
BOTH 7 segment and  
BCD outputs. 28 Pin  
DIP. \$4.95 with Data

#### "THE COLOSSUS"

##### FAIRCHILD SUPER JUMBO LED READOUT

A full .80 inch character. The biggest readout we have ever sold! Super efficient. Compare at up to \$2.95 each from others!

FND 843 Common Anode  
FND 850 Common Cathode

YOUR CHOICE

**\$1.49 ea (8 for \$6.95)**


## Digital Research Corporation

(OF TEXAS)

P.O. BOX 401247Y GARLAND, TEXAS 75040 • (214) 271-2461


TERMS: Add 30¢ postage, we pay balance. Orders under \$15 add 75¢ handling. No C.O.D. We accept Visa, MasterCard, and American Express cards. Tex. Res. add 5% Tax. Foreign orders (except Canada add 20% P & H. 90 Day Money Back Guarantee on all items.

### Switching Power Supplies With Power Fail Signal



Circle 559 on inquiry card.

### High Speed Monolithic 8-Bit Digital to Analog Converter



A 10 ns settling time enables Motorola's new state of the art MC-10318 to convert digital information into analog signals in high speed instrumentation, digital displays, storage oscilloscopes, radar processing and television broadcast applications.


Accurate to 8 bits ( $\pm 1/2$  least significant bit), and monotonic over a 0 to 70° C (32° to 158° F) temperature range, the new digital to analog converter can operate in systems with data rates above 25 MHz. Inputs are compatible with MECL 10,000 logic, for direct interfacing with high speed processing systems. Operating from a standard -5.2 V power supply, the integrated circuits complementary outputs can produce 51 mA full scale over a compliance range from -1.3 V to +2.5 V, while dissipation is typically less than 500 mW. Maximum nonlinearity is  $\pm 0.19$  percent of full scale.

The 16 pin ceramic dual-in-line package device is priced at \$26 in quantities of 100 thru 999. For further information, contact Motorola Semiconductor Products Inc, POB 20912, Phoenix, AZ 85036. ■

Circle 561 on inquiry card.

This new series of switching power supplies has been designed for small computers utilizing nonvolatile memories. The DS151 series features a power fail signal as standard feature. Should a power failure of one half cycle occur, the TTL compatible power fail signal warns the computer (for example with an interrupt) that primary AC power has been lost allowing the program in the system to store the state of the machine in nonvolatile memory before DC power fails several milliseconds later. This power failure warning feature thus allows for "fail safe" operation when power is interrupted. Three models are presently available: 5 V at 30 A, 12 V at 12 A, or 15 V at 10 A. All are regulated to within plus or minus 0.1%. The power supplies will operate within a wide input voltage range from 100 to 130 VAC. The power fail series is priced at \$194 in production quantities (1000) and \$289 for prototype quantities. Contact Digital Power Corp, 2060 The Alameda, San Jose CA 95126. ■

### Guide to Texas Instruments Line of Optoelectronic Devices



A publication entitled *Optoelectronics Master Selection Guide* is available free from Texas Instruments Inc, POB 5012, M/S 308, Dallas TX 75222. CL-346 is a 56 page product selection guide and catalog designed to provide designers with a reference to TI's line of optoelectronic devices.

This publication covers infrared emitters and detectors, light emitting diodes, optocouplers, arrays and assemblies, single digit displays, multidigit displays, hermetic displays, and electro-optical components. Packaging information and key features of all TI opto-products are included. Basic features and descriptions are presented in short form to help in the selection of the proper devices. A complete cross-reference guide and an alphanumeric index of all devices in the guide are included. ■

Circle 562 on inquiry card.

### Floppy Disk Read Amplifier From Motorola


Motorola's new MC3470 floppy disk read amplifier combines linear and digital functions ordinarily requiring several integrated circuits to accurately extract digital information from magnetic floppy disk read heads. The disk signal, which may be noisy and exhibit a number of waveform variations, is processed by the integrated circuit to produce a standardized logic output.

Accepting a differential input from the magnetic head, in the presence of common-mode noise, the signal is amplified, routed through an external RC (resistor capacitor) filter network, and then sharpened by an active differentiator. Peaks are detected by a comparator, which drives a digital time domain filter consisting of pulse generators, a oneshot multivibrator and a D type flip flop. The resulting digital output exhibits none of the amplitude variations and jitter present in the input, and can drive standard logic forms with a guaranteed maximum peak shift of 3.5 percent.

The MC3470 floppy disk read amplifier is available in an 18 pin plastic dual-in-line package at the 100 piece price of \$5.95. For more information, contact Motorola Semiconductor Products Inc, POB 20912, Phoenix AZ 85036. ■

Circle 560 on inquiry card.

### Video Speed Analog to Digital Converter



This new analog to digital converter integrated circuit, the TDC 1014J, features 6 bit resolution and a 30 MHz sample rate. Packaged in a 24 pin dual-in-line package, the device provides video speed data conversion without the need for an external sample and hold circuit.


The TDC 1014J requires only a single convert command to digitize an analog waveform between 0 and -1 V. Included in the circuit are 63 strobed comparators, encoding logic, and a 6 bit data latch with TTL outputs. Output mode controls provide either straight binary or two's complement data.

The TDC 1014J is priced at \$186 in quantities of 100. Contact TRW LSI Products, POB 1125, Redondo Beach CA 90278. ■

Circle 563 on inquiry card.

# California Digital

Post Office Box 3097 B • Torrance, California 90503



## Hazeltine 1400

cost effective  
**CRT TERMINAL**

**\$735** plus shipping

The Hazeltine 1400 Video Display Terminal is designed to optimize interactive real-time operations. The interface is capable of either local or remote connection through an EIA RS232-C interface at baud rates that are switch selectable up to 9600 baud.

- All 128 ASCII Codes
- 64 Displayable Characters
- 24 Lines; 12 inch Screen
- 80 Characters per Line
- Self Diagnostic Test




Immediate Delivery

## S-100 Mother Board

**Quiet Bus**

\$2995  
8803-18  
18 slot  
IMSAI



The Quiet Bus from California Industrial is quality engineered. No short cuts have been taken to produce this mother board. Active termination circuitry prevents noise and crosstalk. Manufactured from extra heavy FR-4 epoxy glass.

Shugart Associates


## SA800-R Floppy Disk Drive

The most cost effective way to store data processing information, when random recall is a prime factor. The SA800 is fully compatible with the IBM 3740 format. Write protect circuitry, low maintenance & Shugart quality.

**\$449.50**

## TELETYPE MODEL 43

Even if we have to give them away, we're going to ship more 43's in 1979 than the aggregate of all our competitors.



Model 43AAA (TTL)


EACH	3	10	25
\$925.	875.	850.	825.

plus shipping

RS-232 Interface "K" Add \$75.00

**\$29.95**  
BOX of 10  
**DISKETTES**  
Verbatim, APPLE/TRS-80  
Mini-Soft sector

## CONNECTORS



your choice  
DB25P male plug & hood  
or  
DB25S female  
**\$3.95**

Qty. fe. male hd.	10	145	245	1.15
25	3.15	2.25	1.95	
100	2.85	1.90	.95	
500	2.25	1.60	.85	
1K	1.97	1.37	.73	

## Edge Connectors



GOLD 100 PIN  
IMSAI/ALTAIR

Immit solder 125x.250 \$4.95 3/010.00  
Immit w/w 125x.250 \$4.95 3/013.00  
Altair solder/altair 140 row \$5.95 3/015.00  
SPECIALS  
22/44 Nim eyelet .156" \$1.95 3/05.00  
25/50 solder tab .156" \$1.09 3/02.00  
36/72 wide post w/w .156" \$1.95 3/05.00



\$24.88

## KEYBOARD

The famous Sperry Univac 1710 Holtrush keyboard assembly is now available from California Industrial for only \$24.88. The ideal computer input device for accountants and mathematicians. The numeric keys are placed on the lower three rows to resemble a ten key adding machine. This format allows one handed numeric data entry. Original cost was \$385. Used but guaranteed in excellent condition. Compatible with documentation.

## World Power TRS-80 Interface

MSIOa I/O Modul. .... \$129.95  
MCCA master control. .... \$149.95  
RSBa S-100 interface. .... \$289.95  
EPR80a Eprom prog. .... \$159.95  
EPR100a Eprom prog. .... \$159.95  
Data sheet available upon request

## SPECIAL

## APPLE II

16K MEMORY  
COLOR • GRAPHICS • SOUND  
**\$1024** Mig. Sug. Retail... \$1195  
PLUS SHIPPING

TEN for \$41  
50+ \$385

## Scotch CASSETTES

Certified Digital  
Wont drop a BIT!



\$5.50  
CALIFORNIA INDUSTRIAL is an Authorized Dealer of Scotch Brand Data Products

DISKETTES  
8 inch Soft (IBM)  
8 inch 32 sector  
Mini Soft sec.  
Mini 10 sector  
Mini 16 sector

## APPLE RS-232 Serial Interface

Interfaces Apple II to Teletype or other serial printer.  
**\$59.95**

## ELECTRONIC SYSTEMS

## DigiCAST A/V-100

R.F. MODULATOR  
**\$29.95**  
Broadcast both audio and video on your existing color television. Recommended for the Apple II.

## Extender Board

Mullen \$34.95  
Facilitates design and troubleshooting of all S-100 microsystems. Includes logic probe along with high-low and pulse LED display. Also available, the Mullin CB-1 controller board \$88.

## S-100 PROTOTYPE BOARD

\$19.98  
GP100-Maximum design versatility along with standard address decoding and buffering for S100 systems. Room for 32 uncommitted 16 pin IC's. 5 bus buffer & decoding chips. 1 DIP address select switch, a 5 volt regulator and more.  
Wire-wrap prep board. Allows wire wrap of all sizes of sockets in any combination in same regular position for multiple voltage applications.

## MEMORY

TRS-80 \$65  
APPLE II 65  
16k memory (8) 4116's



As you may be aware, publishers require advertisers to submit their ad copy 60 to 90 days prior to "press" date. That much lead time in a volatile market place, such as memory circuits, makes it extremely difficult to project future cost and availability.

To obtain the best pricing on memory we have made volume commitments to our suppliers, which in turn affords us the opportunity to sell these circuits at the most competitive prices. Please contact us if you have a demand for volume state of the art memory products.

STATIC	1-31	32-99	100-5C	-999	1K+
21L02 450nS.	1.49	1.19	1.05	.95	.89
21L02 250nS.	1.89	1.49	1.45	*	*
2114 1Kx4 450	6.95	6.50	6.25	6.00	5.75
2114 1Kx4 300	8.95	8.50	8.00	*	*
4044 4Kx1 450	5.95	5.50	5.00	*	*
4044 4Kx1 250	9.95	9.50	9.00	*	*
4045 1Kx4 450	8.95	8.50	8.00	*	*
4045 1Kx4 250	9.95	9.50	9.00	*	*
5237 low pow.	7.95	7.50	7.05	6.75	6.45

## SPECIAL CIRCUITS

Z80A 4MHz.	24.95	AY5-1013A UART	4.95
8080A CPU	9.95	Floppy Disc Controllers	
8085	22.50	WD 1711 single D.	39.95
8086 Intel 16 bits	*	WD 1781 Double D	65.00
TMS9900 16 bits	49.95	WD 1791 D/D 3740	*



EPROMS	1-15	16-63	64+
1702A 2K	4.95	4.50	4.00
2708 8K	9.95	9.50	9.00
2716 16K	19.95	*	*
2532 32K	*	*	*

## Attention TRS-80 Owners

**\$650**



## WORD PROCESSING TERMINAL

LAWYERS, BUSINESSMEN... This terminal, when properly interfaced to your computer, allows you the flexibility of generating computerized error free correspondence. Gives your clients and business associates the impression that each letter was personally typed for the recipient. Compose your correspondence and "Fill-in" forms on your computer, edit on your screen and when your text is letter perfect instruct your computer to print an error free copy on your terminal.

The heart of this terminal is the durable IBM Selectric Typewriter. If maintenance is ever required, the World Wide network of IBM service centers is at your disposal. The terminal is functional as a regular office typewriter when not performing computer work.

Over the next several months 150 of these terminals will be removed from service, returned to the manufacturer, inspected and brought into perfect condition. Last Spring we offered for sale two-hundred Diablo printers. Within three weeks every unit was sold. Don't pass this opportunity to purchase a word processing terminal at an excellent price. Selectric Terminal \$650 (FOB Los Angeles). Shipping to the East coast approx. \$35. Combined TRS-80 interface and power supply available. Documentation will be supplied to those individuals who want to do their own custom interfacing. Sorry, but credit cards will not be accepted on this purchase.

(213)679-9001

All merchandise sold by California Digital is premium grade. Sorry, no C.O.D.'s. Orders are shipped the same day received. California residents add 6%. Foreign orders add 10%. Orders over \$25, when accompanied by payment, are shipped at our expense. Otherwise, please add \$2.

## Thumbwheel switch

Ten position  
BCD  
\$1.39 ea.  
10 50  
\$1.19 .89

## CAPACITORS

ELECTROLYTICS	ea.	10	50
80,000/10v.	3.95	3.49	2.95
4500/50v.	\$9.19	135	119
1000/15v	\$55	49	45

.1 disc	\$12.09	.07
.01 disc	.06	.05 .04

\$1.49 10 25 100 1B  
\$1.29 L15 .97 .83  
specify  
for B pos.



## DISCOUNT

## Wire Wrap Center

IC SOCKETS

wire wrap	low profile					
pin	ea.	25	50	ea.	25	50
8				17	16	15
14	37	36	35	18	17	16
18	38	37	36	19	18	17
24	99	93	85	36	35	34
40	169	155	139	63	60	58

5011  
\$98  
KYNAR WIRE  
500 1,000 11,000  
\$8 \$15. \$105.

## MINIATURE SWITCHES

your choice  
10 50 100 1k  
**\$98** \$88 .81.73 .66  
SPDT Miniature Toggles

7101 C&K ON-NONE-ON  
7107 jbt ON-OFF (mt. ON)  
7108 CK ON-(moment. ON)  
Rocker JBT SPDT  
Rotary 3P-4-Pos.  
Push B (M.O.) \$3.95 ea. 4/\$1

## DIP Switch

10 25 100 1B  
\$1.29 L15 .97 .83  
specify  
for B pos.



## 5PST DISCOUNT

## Wire Wrap Center

IC SOCKETS

\$29.95  
BW 630  
OR HOBBY WRAP-30 wire wrap & strip tool \$545



### New Video Product Line from Environmental Interfaces



Environmental Interfaces' new video product line digitizes video data from standard EIA or NTSC TV cameras,


deposits the data in the computer memory via the S-100 bus, and uses the digital data to reconstruct a picture on a monitor. The data is digitized into 16 gray levels with a maximum resolution of 512 pixels per line by 256 lines.

The Real Time Video Digitizer (RT) digitizes the picture in 1/60 second and deposits it in the main memory as a single operation using direct memory access. The Gray Level/Graphics Monitor Interface (MI) displays pictures in 16 gray levels or displays graphics in black and white. The MI uses block direct memory access control between computer main memory (requiring an additional interface) to develop the video signals for the monitor. In combination, the RT and MI can simultaneously deposit a picture in computer memory and display it, providing flicker-free digitized motion pictures or a frozen

image. The Programmable Video Digitizer (PVD) digitizes the image in a line bypass fashion under software control. Resolution of the PVD is completely variable up to 512 pixels per line by 256 lines. If the RT or MI is used, horizontal resolution must be 64, 128, 256, or 512 pixels per line, and vertical resolution must be 64, 128, or 256 lines. Resolution is varied by DIP switches.

The RT, PVD and MI each consist of two printed circuit boards which plug into the S-100 bus, utilizing one slot for each board. A combined RT and MI is available which consists of three boards. The prices are as follows: PVD, \$495; RT, \$595; MI, \$595; and the RT and MI, \$850. For further information write to Environmental Interfaces, 23414 Greenlawn Av, Cleveland OH 44122. ■

Circle 535 on Inquiry card.



### Call Me Tuesday at Four!

A combination of crystal derived real time clock, hardware interrupts, and programmable read only memory software come together in the Time-minder, an S-100 compatible board by Objective Design Inc, POB 20325, Tallahassee FL 32304. Timeminder software will maintain a list of user requested wake up calls and alert the indicated routines at appointed times. Intervals range from ms to days. User calls can also be based on the Timeminder time of year calendar. Wake up requests are then given as time and date. Because this is an interrupt driven device, the computer is always available for non-timed activities while waiting for the next alarm. Timed interrupts may also be applied to control of time critical hardware and software.

Timeminder software is held in on board programmable read only memory, with scratchpad programmable memory also available on the card. The interrupts and the required CALL instruction vectors are all generated on board. Additional interrupts are free for general system use.


The Timeminder in kit form, which includes one programmable read only memory, is \$224.95 with shipping charges of \$5 to Canada and \$20 for other foreign countries. ■

Circle 536 on inquiry card.

### PerCom Manufactures Add-On Disk Drive for Radio Shack TRS-80

PerCom has recently announced an add-on 5 inch floppy disk drive for the Radio Shack TRS-80 computer. The PerCom unit, which includes the drive, drive power supply, and enclosure, is identical in all important respects to the TRS-80 Mini Disk System. The drive itself is the Shugart SA-400. The data transfer rate is 125 thousand bits per second, and access time is a fraction of a second. The drive power supply features overload current limiting and thermal protection.

Interfacing of disk drives to the TRS-80 computer is accomplished with the Radio Shack TRS-80 Expansion Interface, which accommodates up to four drives (and other peripherals), and includes controller electronics and a four drive cable. Operating software for all drives is obtained by the user with the



purchase of the first drive from Radio Shack.

The PerCom unit sells for \$399. For further information, contact PerCom Data Company Inc, 4021 Windsor, Garland TX 75042. ■

Circle 537 on inquiry card.

### Buffered APL/ASCII Video Terminal

Offering protected formats, video enhancements and APL overstrike and ASCII underscore, the Datamedia Elite 3045A is a microprocessor based, fully buffered, APL/ASCII video terminal. It features: character interactive, line or page mode communications; 103 and 202 modem compatibility and switch selectable EIA and optional 20 mA current loop interfaces; underscore in APL or ASCII mode; formatted data entry with protect capability; direct connect through RS-232C or 20 mA current loop or remote connection compatible with Bell 103 or 202 modems; cursor addressability and remote position sensing; ten user function keys; multiple level video display capability; no memory address space required to support screen enhancements; detached keyboard to provide expanded applications flexibility; and 15 data




transmission rates, up to 9600 bps, selectable from keyboard.

The Elite 3045A is priced at \$1995. Contact Datamedia Corp, 7300 N Crescent Blvd, Pennsauken NJ 08110. ■

Circle 538 on Inquiry card.

# TRS-80 Owners

Read this  
and  
save  
over  
**\$100<sup>00</sup>**



## Introducing the Vista V80 Mini Disk System

- 23% MORE STORAGE CAPACITY** — Increases your usable storage capacity 23% from 55,000 to 67,800 bytes on drive one.
- FASTER DRIVE** — Electronically equal to the TRS-80 Mini-Disk System, but up to 8 times faster (Track-to-track access in 5ms for the V80 versus 40ms for TRS-80).
- DOES NOT VOID TRS-80 WARRANTY** — V80 also has 90-day warranty.
- HERE'S WHAT YOU GET:**  
Minifloppy disk drive/Power Supply/Regulator board/Compact case
- DOUBLE DENSITY FOR DOUBLE STORAGE** — The V80 will work with the Vista double-density expansion unit when available.
- SHIPPED TO YOU READY TO RUN** — Simply take it out of the box, plug it in and you're ready to run.

**PLUS MORE GOOD NEWS** — Vista has a new support team, new address, new telephone, and a new owner. Vista is now part of Advanced Computer Products.

### ALSO AVAILABLE FROM THE NEW VISTA.

Vista V-200 Double Density Mini Floppy System with S-100 Controller, CPM on 5¼", power supply & case ..... \$699.00

Vista V-250 Dual Shugart 8" Floppy System with S-100 Controller, CPM, BASIC "E", power supply & slimline case..... \$2199.00

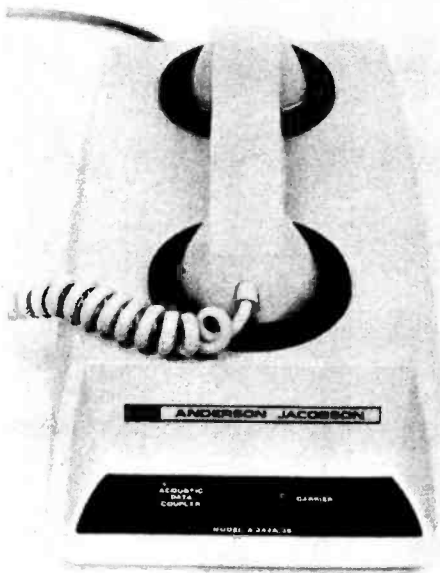
*Dealer  
inquiries  
invited*

**Special  
Introductory  
Price:**

**\$ 395<sup>00</sup>**

# Vista

Vista Computer Company  
1320 E. St. Andrews Place, Unit I  
Santa Ana, CA 92705  
(714) 751-9201  
TWX 910-595-1565



### DEC LA 36 Compatible Acoustic Coupler

Designated A242A/36, this new acoustic coupler designed with TTL is made specifically for Digital Equipment Corporation's LA 36 teleprinter terminal. The A242A/36 offers full duplex 103/113 operation at up to 450 bps. The A242A/36 features positive handset lock, direct microphone handset coupling and direct connection to terminal via permanently attached J4 cable.

To increase accuracy of transmitted and received data, the unit features built-in quartz crystal controlled circuitry, double flange seals, special circuitry for reduction of sidetone effects, and special rubber feet for extra vibration isolation.

The A242A/36 is housed in a compact, lightweight case and is priced at \$265. For further information contact Anderson Jacobson Inc, 521 Charcot Av, San Jose CA 95131. ■

Circle 539 on inquiry card.

### Turnkey Video Interface Board

The CRT-1000 is a complete 16 line by 64 character video interface. It includes a 1K by 6 bit programmable memory, a 64 by 7 by 5 row scan character generator, and a video processor, in addition to the supplementary logic. It accepts TTL data levels in ANSI standard ASCII and provides a composite video output which can be directly connected to any standard video monitor.

Power required by the CRT-1000 is 5 V at approximately 350 mA. Video and synchronous levels (positive or negative) are switch selectable. Synchronous timing is crystal controlled; however, the dot frequency (character width) may be adjusted to accommodate different video screen widths and scan rates.

The CRT-1000 responds to a large group of cursor control commands, including: erase page and home cursor, home cursor, erase to end of line and return cursor, return cursor, cursor left, cursor right, cursor up and cursor down. An erase line function which does not affect the cursor position is provided. When the cursor reaches the bottom line of the display and a line feed code is activated, the entire display is shifted up one line. Additionally, a roll screen command is available which causes the bottom line to be replaced by what was previously at the top of the screen instead of a blank line as in line feed.

The CRT-1000 measures 3.5 by 5 inches (8.89 by 12.7 cm). The price is \$119.95. For further information contact Nucleonic Products Company, POB 1454, Canoga Park CA 91304. ■

Circle 540 on inquiry card.



### Acoustic Coupler for Personal Computer Use

This acoustically coupled modem assembly set has been developed specifically for the personal computer market. According to the manufacturer, the

modem can be assembled in less than 15 minutes with a screwdriver and a pair of pliers. No soldering is required. Since all components are tested, calibrated and burnt in, test equipment is unnecessary.

The coupler will operate in both originate and answer modes, with full and half duplex capability. An RS232C/20 mA interface is standard. No special telephone lines are required, and the device is fully compatible with telephone company 300BPS equipment (103/113 series).

The price is \$169.95 and the company offers a 20 day, money back guarantee. An additional 120 day warranty on parts and labor is also provided. For further information, contact Dynamic Devices, 1087 Mississippi St, San Francisco CA 94107. ■

Circle 541 on inquiry card.



### LDM 404B Synchronous Limited Distance Modem

The Model LDM 404B limited distance modem is designed for full duplex synchronous communication at 4800 bps out to 50 miles. LDM 404B operates over 4 wire voice grade 3002 lines (conditioned or unconditioned), T Carrier and most other carrier systems. The transmitter uses quaternary amplitude modulation followed by frequency translation to a narrow band centered in the voice channel. The receiver uses delay equalization with digital filtering techniques. The alignment is performed with a built-in tuning meter and it has a self-checking capability. Installation requires no special tools or test equipment. The LDM 404B is available as a stand-alone unit or in a rack mounted version. For more information, contact Gandalf Data Inc, 1019 S Noel, Wheeling IL 60090. ■

Circle 542 on inquiry card.

### Light Pen for Commodore PET 2001




A self-contained light pen which plugs directly into the Commodore PET 2001 user port has been announced by the 3G Company Inc, 37a Williams Canyon Rd, Gaston OR 97119. This light pen makes it possible to bypass the PET's keyboard and interact directly with the information displayed on the video screen. The light pen adds versatility to most graphics programs. It also adds unique capabilities for application programs aimed at the noncomputer oriented person.

The light pen is complete and ready to plug into the PET. A sample program and programming instructions come with the pen. The entire package sells for \$24.95. ■

Circle 543 on inquiry card.





### RCA Cosmac Super Elf Computer \$106.95

Compare features before you decide to buy any other computer. There is no other computer on the market today that has all the desirable benefits of the Super Elf for so little money. The Super Elf is a small single board computer that does many big things. It is an excellent computer for training and for learning programming with its machine language and yet it is easily expanded with additional memory, Tiny Basic, ASCII Keyboards, video character generation, etc.

The Super Elf includes a ROM monitor for program loading, editing and execution with SINGLE STEP for program debugging which is not included in others at the same price. With SINGLE STEP you can see the microprocessor chip operating with the unique Qwest address and data bus displays before, during and after executing instructions. Also, CPU mode and Instruction Cycle are decoded and displayed on eight LED indicator lamps.

An RCA 1861 video graphics chip allows you to connect to your own TV with an inexpensive video modulator to do graphics and games. There is a speaker system included for writing your own music or using many music programs already written. The speaker amplifier may also be used to drive relays for control purposes.

A 24 key HEX keyboard includes 16 HEX keys plus load, reset, run, wait, input, memory pro-

tect, monitor select and single step. Large, on board displays provide output and optional high and low address. There is a 44 pin standard connector for PC cards and a 50 pin connector for the Quest Super Expansion Board. Power supply and sockets for all IC's are included in the price plus a detailed 127 pg. instruction manual which now includes over 40 pgs. of software info. including a series of lessons to help get you started and a music program and graphics target game.

Many schools and universities are using the Super Elf as a course of study. OEM's use it for training and research and development.

Remember, other computers only offer Super Elf features at additional cost or not at all. Compare before you buy. Super Elf Kit \$106.95. High address option \$8.95, Low address option \$9.95. Custom Cabinet with drilled and labelled Plexiglass front panel \$24.95. Nicad Battery Memory Saver Kit \$6.95. All kits and options also come completely assembled and tested.

Questdata, a 12 page monthly software publication for 1802 computer users is available by subscription for \$12.00 per year.

**Tiny Basic for ANY 1802 System Cassette \$10.00. On ROM \$38.00. Super Elf owners, 30% off. Object code listing with manual \$5.00. Object list, manual and paper tape \$10.00. Original ELF Kit Board \$14.95.**

### Cassette Interface \$89.95

Improvements and revisions are easily done with the monitor. If you have the Super Expansion Board and Super Monitor the monitor is up and running at the push of a button.

Other on board options include Parallel Input and Output Ports with full handshake. They allow easy connection of an ASCII keyboard to the input port. RS 232 and 20 ma Current Loop for teletype or other device are on board and if you need more memory there are two S-100 slots for static RAM or video boards. A Godbout 8K RAM board is available for \$135.00. Also a 1K Super Monitor version 2 with video driver for full capability display with Tiny Basic and a video interface board. Parallel I/O Ports \$9.85, RS 232 \$4.50, TTY 20 ma I/F \$1.95, S-100 \$4.50. A 50 pin connector set with ribbon cable is available at \$12.50 for easy connection between the Super Elf and the Super Expansion Board.

The Power Supply Kit for the Super Expansion Board is a 5 amp supply with multiple positive and negative voltages \$29.95. Add \$4.00 for shipping. Prepunched frame \$5.00. Case \$10.00. Add \$1.50 for shipping.

Same day shipment. First line parts only. Factory tested. Guaranteed money back. Quality IC's and other components at factory prices.

### INTEGRATED CIRCUITS

74087TL	17	LM378	5.00		
74088	17	LM3808	1.00		
74089	19	LM3811	1.60	CD4585	1.10
74090	23	LM332	1.60	CD40192	3.00
74101	17	LM703H	3.00		
74141	63	LM707H	28	74C04	33
74200	17	LM723AH	67	74C10	28
74221	139	LM733H	27	74C14	2.10
74300	50	LM741CH	35	74C20	28
74426	50	LM747AH	62	74C30	28
74458	69	LM747AH	62	74C48	1.95
74476	69	LM749H	35	74C74	75
74501	17	LM130A	1.10	74C76	1.40
74508	29	LM1306	2.00	74C153	3.00
74548	49	LM1310T	1.27	74C93	1.40
74558	88	LM1310	2.75	74C160	3.00
74559	2.00	LM1458	1.00	74C161	1.41
74900	43	LM1860	1.75	74C175	1.35
74920	43	LM1812	7.50	74C192	3.50
74930	43	LM1869	5.00	74C221	2.00
74958	69	LM2111	1.75	74C905	3.00
741000	90	LM2902	1.50	74C996	75
741076	29	LM3309	6.00	74C914	1.95
74121N	34	LM3905	1.75	74C922	5.50
74123N	59	LM3939	6.1	74C933	5.50
74125N	59	LM3945	6.1	74C935	6.95
74145H	69	NE540L	2.89	74C926	6.95
741500	95	NE550N	85	74C937	6.95
741501	69	NE540B	2.89		
74154N	1.00	NE556A	79	8995	85
74157N	87	NE565A	1.00	8996	85
74157H	87	NE570	1.00	9027	85
74162N	87	NE708	5.00	8928	65
74163N	86	NE578	1.00	8929	65
74175N	87	NE105	60	8113	3.00
74212N	113	NE138	60	8120	3.00
74218N	87	NE148	60	8123	3.10
74219N	85	NE405	85	8124	3.50
74220N	85	NE406	85	8125	3.20
74228N	163	NE491CN	50	8126	1.69
74369N	66	NE492CN	85	8128	2.75
74369A	66	NE494CN	89	8127	1.69
74379N	66	NE495N	85	8129	1.69

IC SOCKETS  
 Solder Tip Low Profile  
 PIN 1 UP PIN 1UP  
 8 .15 22 30  
 14 18 24 32  
 16 20 28 42  
 15 27 36 54  
 20 29 42 57  
 3 level wire wrap .016"  
 level 14 pin ww .016"

WIRE WRAP LEVEL 3  
 PIN 1UP  
 14 25 24 86  
 16 33 48 100  
 18 57 40 123

INTERFACE  
 AY5-1013 5.50  
 AY5-1014 7.50  
 AY5-1015 7.50  
 3344 6.95

UART/IO  
 AY5-1013 5.50  
 AY5-1014 7.50  
 AY5-1015 7.50  
 3344 6.95

CRYSTALS  
 1.1MHz 4.50  
 2 MHz 4.50  
 4 MHz 4.25  
 8 MHz 4.25  
 10 kHz 4.25  
 100 kHz 3.50  
 32 kHz 3.50  
 32768 Hz 3.50  
 1.8432 MHz 4.50  
 3.5795 MHz 1.20  
 3.200 MHz 1.00  
 2.097152 MHz 4.50  
 2.4576 MHz 4.50  
 3.2768 MHz 4.50  
 5.0688 MHz 4.50  
 5.183 MHz 4.50  
 7.142857 MHz 4.50  
 6.5536 MHz 4.50  
 11.3136 MHz 4.50  
 10.4352 MHz 4.50  
 22.1184 MHz 4.50

CONNECTORS  
 44 pin edge 2.75  
 60 pin edge 4.50  
 100 pin edge VW 5.25  
 100 pin edge WW 5.25

CLOCKS  
 MMS309 3.00  
 MMS311 3.60  
 MMS312 4.80  
 MMS313 3.60  
 MMS314 3.60  
 MMS315 3.60  
 MMS316 3.60  
 MMS317 2.10  
 MMS318 1.45  
 MMS319 7.35  
 MMS320 7.35  
 MMS321 7.35  
 MMS322 7.35  
 MMS323 4.95  
 MMS324 4.95  
 MMS325 3.75  
 MMS326 3.75  
 MMS327 2.50

MICROPROCESSOR  
 6800 17.50  
 6801 21.95  
 8080 21.95  
 8085 27.20  
 8088 47.75  
 8080A with data 8.95  
 8085 8.95  
 8088 19.75  
 8080A 2.90  
 8085 8.00  
 8088 8.00  
 8080A 1.00  
 8085 2.30  
 8088 3.40  
 8080A 1.00

TRANSISTORS  
 2N1818 .40  
 2N2222A .18  
 2N2639 .30  
 2N2904A .20  
 2N2907A .30  
 2N3055 .40  
 2N3638 .25  
 2N3639 .25  
 2N3640 .25  
 2N3641 .25  
 2N3642 .25  
 2N3643 .25  
 2N3644 .25  
 2N3645 .25  
 2N3646 .25  
 2N3647 .25  
 2N3648 .25  
 2N3649 .25  
 2N3650 .25  
 2N3651 .25  
 2N3652 .25  
 2N3653 .25  
 2N3654 .25  
 2N3655 .25  
 2N3656 .25  
 2N3657 .25  
 2N3658 .25  
 2N3659 .25  
 2N3660 .25  
 2N3661 .25  
 2N3662 .25  
 2N3663 .25  
 2N3664 .25  
 2N3665 .25  
 2N3666 .25  
 2N3667 .25  
 2N3668 .25  
 2N3669 .25  
 2N3670 .25  
 2N3671 .25  
 2N3672 .25  
 2N3673 .25  
 2N3674 .25  
 2N3675 .25  
 2N3676 .25  
 2N3677 .25  
 2N3678 .25  
 2N3679 .25  
 2N3680 .25  
 2N3681 .25  
 2N3682 .25  
 2N3683 .25  
 2N3684 .25  
 2N3685 .25  
 2N3686 .25  
 2N3687 .25  
 2N3688 .25  
 2N3689 .25  
 2N3690 .25  
 2N3691 .25  
 2N3692 .25  
 2N3693 .25  
 2N3694 .25  
 2N3695 .25  
 2N3696 .25  
 2N3697 .25  
 2N3698 .25  
 2N3699 .25  
 2N3700 .25  
 2N3701 .25  
 2N3702 .25  
 2N3703 .25  
 2N3704 .25  
 2N3705 .25  
 2N3706 .25  
 2N3707 .25  
 2N3708 .25  
 2N3709 .25  
 2N3710 .25  
 2N3711 .25  
 2N3712 .25  
 2N3713 .25  
 2N3714 .25  
 2N3715 .25  
 2N3716 .25  
 2N3717 .25  
 2N3718 .25  
 2N3719 .25  
 2N3720 .25  
 2N3721 .25  
 2N3722 .25  
 2N3723 .25  
 2N3724 .25  
 2N3725 .25  
 2N3726 .25  
 2N3727 .25  
 2N3728 .25  
 2N3729 .25  
 2N3730 .25  
 2N3731 .25  
 2N3732 .25  
 2N3733 .25  
 2N3734 .25  
 2N3735 .25  
 2N3736 .25  
 2N3737 .25  
 2N3738 .25  
 2N3739 .25  
 2N3740 .25  
 2N3741 .25  
 2N3742 .25  
 2N3743 .25  
 2N3744 .25  
 2N3745 .25  
 2N3746 .25  
 2N3747 .25  
 2N3748 .25  
 2N3749 .25  
 2N3750 .25  
 2N3751 .25  
 2N3752 .25  
 2N3753 .25  
 2N3754 .25  
 2N3755 .25  
 2N3756 .25  
 2N3757 .25  
 2N3758 .25  
 2N3759 .25  
 2N3760 .25  
 2N3761 .25  
 2N3762 .25  
 2N3763 .25  
 2N3764 .25  
 2N3765 .25  
 2N3766 .25  
 2N3767 .25  
 2N3768 .25  
 2N3769 .25  
 2N3770 .25  
 2N3771 .25  
 2N3772 .25  
 2N3773 .25  
 2N3774 .25  
 2N3775 .25  
 2N3776 .25  
 2N3777 .25  
 2N3778 .25  
 2N3779 .25  
 2N3780 .25  
 2N3781 .25  
 2N3782 .25  
 2N3783 .25  
 2N3784 .25  
 2N3785 .25  
 2N3786 .25  
 2N3787 .25  
 2N3788 .25  
 2N3789 .25  
 2N3790 .25  
 2N3791 .25  
 2N3792 .25  
 2N3793 .25  
 2N3794 .25  
 2N3795 .25  
 2N3796 .25  
 2N3797 .25  
 2N3798 .25  
 2N3799 .25  
 2N3800 .25


STOPWATCH KEYS  
 MAH1 CC 270 2.50  
 MAH2 CC 125 3.99  
 MAH2/74 CA/CA 300 1.00  
 D7074 CC 300 1.25  
 D7075 CC 300 1.50  
 D7076 CC 300 1.50  
 D7077 CC 300 1.50  
 D7078 CC 300 1.50  
 D7079 CC 300 1.50  
 D7080 CC 300 1.50  
 D7081 CC 300 1.50  
 D7082 CC 300 1.50  
 D7083 CC 300 1.50  
 D7084 CC 300 1.50  
 D7085 CC 300 1.50  
 D7086 CC 300 1.50  
 D7087 CC 300 1.50  
 D7088 CC 300 1.50  
 D7089 CC 300 1.50  
 D7090 CC 300 1.50  
 D7091 CC 300 1.50  
 D7092 CC 300 1.50  
 D7093 CC 300 1.50  
 D7094 CC 300 1.50  
 D7095 CC 300 1.50  
 D7096 CC 300 1.50  
 D7097 CC 300 1.50  
 D7098 CC 300 1.50  
 D7099 CC 300 1.50  
 D7100 CC 300 1.50  
 D7101 CC 300 1.50  
 D7102 CC 300 1.50  
 D7103 CC 300 1.50  
 D7104 CC 300 1.50  
 D7105 CC 300 1.50  
 D7106 CC 300 1.50  
 D7107 CC 300 1.50  
 D7108 CC 300 1.50  
 D7109 CC 300 1.50  
 D7110 CC 300 1.50  
 D7111 CC 300 1.50  
 D7112 CC 300 1.50  
 D7113 CC 300 1.50  
 D7114 CC 300 1.50  
 D7115 CC 300 1.50  
 D7116 CC 300 1.50  
 D7117 CC 300 1.50  
 D7118 CC 300 1.50  
 D7119 CC 300 1.50  
 D7120 CC 300 1.50  
 D7121 CC 300 1.50  
 D7122 CC 300 1.50  
 D7123 CC 300 1.50  
 D7124 CC 300 1.50  
 D7125 CC 300 1.50  
 D7126 CC 300 1.50  
 D7127 CC 300 1.50  
 D7128 CC 300 1.50  
 D7129 CC 300 1.50  
 D7130 CC 300 1.50  
 D7131 CC 300 1.50  
 D7132 CC 300 1.50  
 D7133 CC 300 1.50  
 D7134 CC 300 1.50  
 D7135 CC 300 1.50  
 D7136 CC 300 1.50  
 D7137 CC 300 1.50  
 D7138 CC 300 1.50  
 D7139 CC 300 1.50  
 D7140 CC 300 1.50  
 D7141 CC 300 1.50  
 D7142 CC 300 1.50  
 D7143 CC 300 1.50  
 D7144 CC 300 1.50  
 D7145 CC 300 1.50  
 D7146 CC 300 1.50  
 D7147 CC 300 1.50  
 D7148 CC 300 1.50  
 D7149 CC 300 1.50  
 D7150 CC 300 1.50  
 D7151 CC 300 1.50  
 D7152 CC 300 1.50  
 D7153 CC 300 1.50  
 D7154 CC 300 1.50  
 D7155 CC 300 1.50  
 D7156 CC 300 1.50  
 D7157 CC 300 1.50  
 D7158 CC 300 1.50  
 D7159 CC 300 1.50  
 D7160 CC 300 1.50  
 D7161 CC 300 1.50  
 D7162 CC 300 1.50  
 D7163 CC 300 1.50  
 D7164 CC 300 1.50  
 D7165 CC 300 1.50  
 D7166 CC 300 1.50  
 D7167 CC 300 1.50  
 D7168 CC 300 1.50  
 D7169 CC 300 1.50  
 D7170 CC 300 1.50  
 D7171 CC 300 1.50  
 D7172 CC 300 1.50  
 D7173 CC 300 1.50  
 D7174 CC 300 1.50  
 D7175 CC 300 1.50  
 D7176 CC 300 1.50  
 D7177 CC 300 1.50  
 D7178 CC 300 1.50  
 D7179 CC 300 1.50  
 D7180 CC 300 1.50  
 D7181 CC 300 1.50  
 D7182 CC 300 1.50  
 D7183 CC 300 1.50  
 D7184 CC 300 1.50  
 D7185 CC 300 1.50  
 D7186 CC 300 1.50  
 D7187 CC 300 1.50  
 D7188 CC 300 1.50  
 D7189 CC 300 1.50  
 D7190 CC 300 1.50  
 D7191 CC 300 1.50  
 D7192 CC 300 1.50  
 D7193 CC 300 1.50  
 D7194 CC 300 1.50  
 D7195 CC 300 1.50  
 D7196 CC 300 1.50  
 D7197 CC 300 1.50  
 D7198 CC 300 1.50  
 D7199 CC 300 1.50  
 D7200 CC 300 1.50  
 D7201 CC 300 1.50  
 D7202 CC 300 1.50  
 D7203 CC 300 1.50  
 D7204 CC 300 1.50  
 D7205 CC 300 1.50  
 D7206 CC 300 1.50  
 D7207 CC 300 1.50  
 D7208 CC 300 1.50  
 D7209 CC 300 1.50  
 D7210 CC 300 1.50  
 D7211 CC 300 1.50  
 D7212 CC 300 1.50  
 D7213 CC 300 1.50  
 D7214 CC 300 1.50  
 D7215 CC 300 1.50  
 D7216 CC 300 1.50  
 D7217 CC 300 1.50  
 D7218 CC 300 1.50  
 D7219 CC 300 1.50  
 D7220 CC 300 1.50  
 D7221 CC 300 1.50  
 D7222 CC 300 1.50  
 D7223 CC 300 1.50  
 D7224 CC 300 1.50  
 D7225 CC 300 1.50  
 D7226 CC 300 1.50  
 D7227 CC 300 1.50  
 D7228 CC 300 1.50  
 D7229 CC 300 1.50  
 D7230 CC 300 1.50  
 D7231 CC 300 1.50  
 D7232 CC 300 1.50  
 D7233 CC 300 1.50  
 D7234 CC 300 1.50  
 D7235 CC 300 1.50  
 D7236 CC 300 1.50  
 D7237 CC 300 1.50  
 D7238 CC 300 1.50  
 D7239 CC 300 1.50  
 D7240 CC 300 1.50  
 D7241 CC 300 1.50  
 D7242 CC 300 1.50  
 D7243 CC 300 1.50  
 D7244 CC 300 1.50  
 D7245 CC 300 1.50  
 D7246 CC 300 1.50  
 D7247 CC 300 1.50  
 D7248 CC 300 1.50  
 D7249 CC 300 1.50  
 D7250 CC 300 1.50  
 D7251 CC 300 1.50  
 D7252 CC 300 1.50  
 D7253 CC 300 1.50  
 D7254 CC 300 1.50  
 D7255 CC 300 1.50  
 D7256 CC 300 1.50  
 D7257 CC 300 1.50  
 D7258 CC 300 1.50  
 D7259 CC 300 1.50  
 D7260 CC 300 1.50  
 D7261 CC 300 1.50  
 D7262 CC 300 1.50  
 D7263 CC 300 1.50  
 D7264 CC 300 1.50  
 D7265 CC 300 1.50  
 D7266 CC 300 1.50  
 D7267 CC 300 1.50  
 D7268 CC 300 1.50  
 D7269 CC 300 1.50  
 D7270 CC 300 1.50  
 D7271 CC 300 1.50  
 D7272 CC 300 1.50  
 D7273 CC 300 1.50  
 D7274 CC 300 1.50  
 D7275 CC 300 1.50  
 D7276 CC 300 1.50  
 D7277 CC 300 1.50  
 D7278 CC 300 1.50  
 D7279 CC 300 1.50  
 D7280 CC 300 1.50  
 D7281 CC 300 1.50  
 D7282 CC 300 1.50  
 D7283 CC 300 1.50  
 D7284 CC 300 1.50  
 D7285 CC 300 1.50  
 D7286 CC 300 1.50  
 D7287 CC 300 1.50  
 D7288 CC 300 1.50  
 D7289 CC 300 1.50  
 D7290 CC 300 1.50  
 D7291 CC 300 1.50  
 D7292 CC 300 1.50  
 D7293 CC 3

### TI Publishes Third Edition of Understanding Solid-State Electronics

A new and updated edition of *Understanding Solid-State Electronics*, 270 pages, is available from the Texas Instruments Learning Center Library, POB 3640, MS 84, Dallas TX 75285. The softback is priced at \$3.95.

This third edition covers today's semiconductor technologies and products and reviews earlier electronic devices and integrated circuits to provide the reader with a basic understanding of solid-state electronics. Written in non-technical language, *Understanding Solid-State Electronics* is a self-teaching textbook complete with quizzes and glossaries.

New additions include comprehensive discussions on MOS (metallic oxide semiconductors) and LSI (large scale integrated circuits); how an MOS transistor works, how it compares to a bipolar transistor and how MOS transistors have made microprocessors and microcomputers possible. New details are also provided on linear integrated circuits; the



techniques used to fabricate them and how they are used.

The book explains how diodes, transistors, thyristors and integrated circuits are made; how they work; and how they are used in systems. Other topics covered are: what electricity does in systems; how circuits make decisions; and how semiconductors relate to systems. ■

Circle 526 on inquiry card.

### Directory of PET Related Products

A comprehensive hardware and software reference service for users of the Commodore PET computer has been announced by Channel Data Systems, 5960 Mandarin Av, Goleta CA 93017. The *Channel Data Book* is a user oriented directory of PET related products including: software, hardware and peripherals, literature and periodicals of special interest to PET users, listings of user groups and distributors, and cross references by product type and supplier. The *Channel Data Book* provides dividers and color coding to organize programs, articles, and newsletters of specific interest to each user.

The book includes a 3 ring binder and updated supplements with instructions for filing new and revised material. The *Channel Data Book* is priced at \$19.95, which includes an update service through calendar year 1979. ■

Circle 529 on inquiry card.




### 1978/1979 Catalog from Cramer Electronics

This comprehensive catalog from Cramer Electronics lists the components, systems, peripherals, instruments and tools that are available at local Cramer stocking centers. Listed in the *1978-79 Cramer Buyer's Guide* are products made by such companies as Allen-Bradley, Amphenol, Bournes, Erie, Fairchild, General Electric, ITT Cannon, Mostek, Motorola, RCA, Sprague, Texas Instruments and about 80 more manufacturers. Cramer offers components in over 50 product categories covering all active and passive areas plus a wide range of accessories. For a copy of this catalog, write to Cramer Electronics, 85 Wells Av, Newton MA 02159. ■

Circle 527 on inquiry card.

### How to Find the Personal Computer You Want

A 24 page publication entitled *Personal Computers for the Businessman* explains what a personal computer is and how it differs from a mini-computer. It also describes a shopping strategy to follow when the decision is made to purchase a system. A major part of the report is an overview of the best known manufacturers currently in the personal computer market. The configuration of each system is given as well as the price range. There is also a list of manufacturers and suppliers in the back of the publication. The purchase price of the report is \$7.50. For further information contact Management Information Corp, 140 Barclay Ctr, Cherry Hill NJ 08034. ■



Circle 528 on inquiry card.



### New Microcomputer Magazine from Germany

*Chip* is a new German language magazine for microcomputer users interested in computer construction, programming and application. Published every other month, this appealing publication has at least 65 pages of editorial material dealing with software and hardware, ready-for-use devices, instructions for circuit construction, programming, and stories in words and pictures. Every issue is complete with book reviews, training methods and instructions, and a forum for exchanging experiences and opinions. The cost for six issues of *Chip* is DM 24.00. For more information, write to Vogel-Verlag, Max-Planck-Str, 7/9, Postfach 6740, D-8700 Wurzburg 1, GERMANY. ■

Circle 530 on inquiry card.

# 10-DAY FREE TRIAL

Send for our  
**FREE Catalog**

**SPECIAL SALE!**

**PET \$795 \$750**

- 14K ROM, 8K RAM
- Fast Microsoft BASIC
- Integral Tape & CRT
- Graphics & Lower case
- Real-time clock
- IEEE and Parallel I/O

**IN STOCK NOW!**  
**32K PET — \$675.00**  
with the trade-in of your  
working PET

Normally \$1,195.00



The most computer value you can buy in a single box, the PET is a complete system. It's our most popular computer.

## READER PUNCH

We have interfaced our conditioned reader/punch units to give you the fastest and most reliable unit at these low prices. Interfaces include power supply, cables and cabinet.

**TTL PARALLEL READER/PUNCH \$750**

**RS-232 SERIAL READER/PUNCH \$950**

## CENTRONICS 779 PRINTERS

Selectable for 10 or 16.5 char/in. 80 or 132 char/8" line. Print speeds up to 110 cps. Parallel interface with handshake.

**CENTRONICS 779-1**  
with friction feed

**\$1035**

**CENTRONICS 779-2**  
with tractor feed

**\$1140**

## THE PET CONNECTION

**SECOND CASSETTE FOR PET \$95**

This peripheral from Commodore gives you the ability to use one tape deck for input and one for output to copy files, update records, etc.

Deer — PET controlled	\$24.95
Pelania — Play music from your PET	\$29.95
Video Buffer — Output for second monitor	\$29.95
Combo — Pelania Video Buffer combined	\$49.95

RS-232 Modem interfaces for PET	
Originate Answerback DAA Modem	\$320
Dual Port RS-232 Bidirectional Interface	\$280
Single Port RS-232 Bidirectional Interface	\$240
Cabinet for above interfaces	\$35
Serial Printer Interface with case (outlet only)	\$69

**EXIDY SORCERER**  
for \$895

- Z-80 Processor
- Full size ASCII keyboard
- Ultra flexible characters
- Up to 32K on board RAM
- Interchangeable ROM PACs
- 30 x 64 display
- Resident 4K monitor ROM
- Dual Cassette I/O
- Serial and Parallel I/O
- Complete Operators Manual
- Only \$485

Top value in our catalog, simply add a monitor and tape decks to complete the system. Can be used as a terminal. Later ROM PACs will offer Z-80 Assembly Language, APL, PLOT, Word Processing and a DOS. PAC for disk-based FORTRAN and COBOL. What a system for \$895!

Sorcerer 8K	\$895
Sorcerer 16K	\$1150
Sorcerer 32K	\$1395
16K Expansion	\$299


## apple II



The most Powerful computer you can attach to your TV. NCE/CompuMart now carries the popular Apple II microcomputer system. It easily attaches to any TV and can be used for either business or games. To see why the Apple II continues to be the leader in TV-display computers, write for more information.

16K Apple II Computer	\$1195
48K Apple II Computer	\$1795
Disk Drive & Controller	\$ 595
Second Disk Drive only	\$ 495

**FREE MICROVERTER \$35 value**  
UHF Modulator—works better than VHF (Ch.3) types  
with purchase of an APPLE computer



**Hazeltine 1400**

**IN STOCK NOW Only \$699.00**

Now a 5th Generation in Terminals:  
Immediate Delivery

Hazeltine 1500 full of features	\$1049
Hazeltine 1510 with buffer logic	\$1149
Hazeltine 1520 with printer interface	\$1499

call or write for more information


**SPECIAL OF THE MONTH**

**FREE 9" SANYO MONITOR**

with purchase of a  
**16K or 32K SORCERER**

SAVE \$169

- 20 Double function keys including up to 24 "macro" functions
- Easy to view 6-digit dot led display
- ROM 1 software compatibility
- 802 based system
- 4K byte ROM resident monitor and operating system
- Single 5 volt power
- 14 lines of 21.6 char. RAM on sectors provides for immediate expansion to 48 bytes
- Enhanced software



**SYM-1**  
From Synertek **\$269.00**

**NOW IN STOCK — SYM BASIC \$159**

**Datel/Selectric Table-top Terminals**



\$395	\$295	\$695	\$495
AS IS	WORKING		

- Upper terminal with 24-key keyboard
- Computer compatibility in two systems
- Remote "intelligent" terminal status
- Internal and external power
- Interface with 232C - BCD lines

- Standard interfaces to include:
  - Audio Cassette Recorder interface with Remote Control
  - Full Duplex 20mhz Teletype interface
  - System Expansion Bus interface
  - TV Connector board interface
  - CRT Compatible to 16" or 18" monitor
  - 50 I/O Lines in the basic system

## INTEGRAL DATA IMPACT PRINTER

Now you can print on plain paper and make multiple copies on a low-cost printer. The friction-feed IP-125 and the tractor-feed IP-225 80 column, dot-matrix printers are perfect for parallel or RS-232 serial applications at baud rates up to 1200. Graphics, print density and buffer options are available to fit every system's needs. Write for information on options.

**IP-125 \$799 IP-225 \$949**

Rockwell

## AIM65

- Fully assembled, tested, and warranted
- Addressing to 63K bytes (16K RAM on board)
- Includes onboard:
  - Powerful 48K ROM Debug/Monitor
  - Sockets for additional 4K RAM 16K ROM
  - 20 Col. ASCII Thermal printer (90 lines/min.)
  - Full size (54 key) Alphanumeric keyboard
  - 20 char ASCII Alphanumeric display
  - Application Conn. for ETY, 2 cassette, 2 Bay I/O ports
  - Expansion Conn. (try our KIMSI S-100 board)
  - Both connectors totally KIM-1 compatible
  - Easy Power connections

Options — 48K ROM Assembly/Test Editor  
8K Basic ROM **\$375**

**KTM-2**  
A new concept in terminals  
Only \$349.00

Synertek's unique new terminal looks like a keyboard but it contains all the logic to display 24 lines of 40 characters. Upper/Lower case and 128 special graphic characters may be output to a monitor (or TV with RF modulator). Local editing (erase line or screen), addressable cursor, scrolling, wrap-around, auto-repeat, optional interface and baud rates to 9600 make this your best buy in terminal boards.

## KIM-1

The original fully expandable single board computer

**Assembled \$169.95**  
with power supply **\$214.95**

**EXPAND YOUR KIM SYSTEM:**

KIMSI	
KIM to S-100 Board	
Assembled	\$169
Connector Set	15
KIM 4	
Expansion board	89.95
MICRO TECH. POWER SUPPLY Assembled	\$24.95

**KIM ENCLOSURE**  
Give your KIM a professional appearance. No alterations required. sturdy Kytex 100 Black **\$23.50**

## CAT COUPLER

New 300 baud Originate/Answerback Acoustic Coupler. Looks good, works great and sale priced at **\$189.**

**SALE \$225 SANYO MONITOR \$169**  
VM4209 9" quality monitor

Single board **VIDEO TERMINAL by XITEX**  
16 Lx 64 chr display, 128 printable characters, software UART (ASCII or Baudot), 3 serial interfaces & cassette I/O. Run composite video. TTL compatible, easy power connection  
Assembled & tested **NOW \$187**


## NCE/CompuMart, Inc.

1250 North Main Street, Department BY49  
P.O. Box 8610 Ann Arbor, Michigan 48107

**10 DAY RETURN PRIVILEGE**

**(313) 994-3200**

Just say charge it! Which card?



• Michigan residents add 4% sales tax • Add 4% shipping and handling for all domestic orders  
• Foreign orders (except Canada) add 10% additional handling (U.S. currency only) • P.O.'s accepted from D & B rated companies — shipment contingent upon receipt of signed purchase order  
• Phones open from 9:00 a.m. to 7:00 p.m. EST Monday-Friday, 10:00 a.m. to 5:00 p.m. Saturdays

• Open accounts invited — call for credit application • Most items in stock for immediate shipment — call for delivery quotation • Sorry, no C.O.D.'s  
• All prices subject to change without notice • In the Ann Arbor area? Retail store open 11:00 a.m. to 7:00 p.m. Tuesday-Friday, 10:00 a.m. to 5:00 p.m. Saturdays (Closed Sunday and Monday)

**SEND FOR FREE TERMINAL FLYER**

### SAL-11 Structured Assembly Language

The SAL-11 Structured Assembly Language software is a MACRO-11 pre-processor which operates on DEC LSI-11s and PDP-11s under RT-11. SAL-11 is a midlevel language suitable for systems and applications programming which requires the advantages of assembly language.

SAL-11 facilitates the use of structured programming techniques; provides a standard interface between FORTRAN and MACRO-11 modules; provides string

handling capabilities; handles recursive and reentrant modules; and provides commands for stack manipulation, register saving and restoring, and for passing parameters and control between modules.

The structured programming facilities provided by SAL-11 include the classic control structures for conditional execution, iterative execution, case statements, program block definition and environment setup.

Included in the \$515 binary license fee is a copy of the user's guide and 1 year warranty which includes technical assistance and maintenance support. For more information contact GEJAC Inc, 3322 Stanford St, Hyattsville MD 20783. ■

Circle 546 on inquiry card.

### Play 4 Person Contract Bridge Against the Computer



Bridge Challenger, for 8 K byte PETs, 16 K byte Level II TRS-80s and 16 K byte Apples, lets you and the dummy play 4 person contract bridge against the computer. The program will deal hands at random or according to your criteria for high card points, and you can save hands on cassette and reload them for later play. You can review tricks, rotate hands east-west, shuffle only the defense hands, or replay hands when the cards are known. Bridge Challenger is priced at \$14.95 and is available from Personal Software, POB 136, Cambridge MA 02138. ■

Circle 548 on inquiry card.

### Structured Programming for the TRS-80

SLIC (structured language for interactive computation) is a high level language interpreter offered by RTG Data Systems, 309 Santa Monica Blvd, Suite 312, Santa Monica CA 90401. SLIC features a complete set of control statements for structured programming; modular programming using functions with arguments; dynamic variable allocation for efficient memory usage; device independent input and output (IO) using unit numbers (byte, record and variable IO are all provided); programs that can read and write cassette data files; character, integer and real variables; one- and two-dimensional arrays; keyword compression; 28 built-in functions; cassette motor control and many more features.

Sample SLIC program listings are included. SLIC is available on TRS-80 cassette and requires a 16 K Level I machine. The price is \$50 and the user's manual may be ordered separately for \$10. ■

Circle 549 on Inquiry card.

### Compiler for 6500 Microcomputer Family

A systems implementation language called CSL/65 has been developed by Computer Applications Corporation (COMPAS) for the 6500 microcomputer family offered by Rockwell, Synertek and MOS Technology. The language resembles PL/1 and ALGOL in general form, but has been specifically designed for microcomputer users. Versions are currently available for the Rockwell System 65 development system and any PDP-11 using the RT-11 operating system.

CSL/65 is a midlevel language designed to combine the power and flexibility of assembler language with the structuring potential of a high level language. All language features are

aimed at improving the productivity of the systems programmer by simplifying the development of programs normally written in assembler. CSL/65 produces assembler code rather than object code. This allows the programmer to enhance or optimize at the assembler level if necessary as well as enabling the programmer to drop into assembler whenever necessary. CSL/65 output is then passed to the assembler, which is part of the System 65 monitor, or to the MINmic assembler, which is available from COMPAS for the PDP-11.

The price for either the System 65 or PDP-11 versions of CSL/65 is \$1000. The MINmic 1165 assembler (required for PDP-11 users) is \$900. For further information contact Computer Applications Corp, 413 Kellogg, Ames IA 50010. ■

Circle 551 on Inquiry card.

### Game Series Available for Apple II

The Intelligent Game Series #1 is available for the Apple II computer. The three software packages include: Battle-ship and 3-dimensional Tic Tac Toe; Hangman and Concentration; and Casino Royale (includes 1 arm bandit, crap game, blackjack and roulette). All three packages feature Apple II low and high resolution graphics with instructions included. Each program package costs \$12 and individual program listings can be obtained for \$3 per program. For more information contact Stuart Frager, POB 13331, Baltimore MD 21203. ■

Circle 547 on inquiry card.

### Zilog BASIC Interpreter Supports Z-80 Based Microcomputers

Zilog's extended BASIC interpreter supports the firm's MCZ series of microcomputers introduced to date (the MCZ-1/05, MCZ-1/60 and MCZ-1/90) and its new line of development systems (the 4 MHz ZDS-1/40 and 2.5 MHz ZDS-1/25).

Programs can be interactively entered, edited, run and debugged completely within the BASIC interpreter subsystem. Zilog's BASIC allows the user to manipulate real, integer and string data with full file capabilities, including both string and record random access. BASIC includes two mathematics packages: a binary package with seven significant digits, and a binary coded decimal data version with 13 significant digits.

The interpreter interfaces with the RIO operating system of Zilog's microcomputers, which use the Z-80 processor. Programs can be interfaced with PLZ or assembly language procedures and can be chained to other BASIC programs.

For more information contact Zilog, 10460 Bubb Rd, Cupertino CA 95014. ■

Circle 550 on inquiry card.

### BASIC for Fairchild F8 Features Floating Point

Micro Business Systems Inc has announced a full BASIC interpreter for use with Fairchild's F8 processor. Called MBS-BASIC, the new product features 9 digit precision and floating point arithmetic.

Including all standard arithmetic operations and relations, MBS-BASIC is competitive in speed and efficiency with the 8080 and Z-80 BASIC interpreters. MBS-BASIC version 1.0 has a license fee of \$179.95. The MBS-BASIC interpreter is distributed on ASR33 compatible paper tape and is provided with documentation. Contact Micro Business Systems Inc, POB 8255, JFK Sta, Boston MA 02114. ■


Circle 552 on inquiry card.

# Smart & Foxy

## Venus 2001 Video Board

Assembled and Tested \$259.95 • Complete Unit with 4K of Memory and Video Driver on Eprom assembled and tested \$339.95

kit \$199<sup>95</sup>



**OPTIONAL:** • Sockets \$10.00 • 2K Memory \$30.00 • 4K Memory \$60.00 • Video Driver Eprom \$20.00 • Text Editor Eprom (Includes Video Driver \$75.00)

### S-100 Plug-In • Parallel Keyboard Port

On board 4K Screen Memory (Optional). On board Eprom (Optional) for Video Driver or Text Editor Software.

### Up and Down Scrolling through Video Memory

Reverse Video, Blinking Characters.

**Display:** 128 ASC11 Characters 64 X 32 or 32 X 16 Screen format (Jumper Selectable). 7 by 11 Dot Matrix Characters.

**American or European TV Compatible (CRT Controls Programmable)**

**Dealer Inquires Invited**

## GRAND OPENING SPECIAL!

15 MHZ DUAL TRACE

### Portable Scope

**\$399.**

BIG PRICE BREAKTHRU



MODEL MS-215



- Battery or A.C. Operated • External and Internal Trigger
- Time Base—.1 m Sec./Div. Into 21 Calibrated Ranges • 3% Accuracy • Input Impedence 1M Ohms • Complete with Input Cables, Battery and Charger.

**OPTIONAL:** • Leather Case \$45.00 • 10:1 Probe \$27.00 (2 for \$49.00) Prices Good through 5/31/79

**MS-15 Single Trace Scope \$299.**

### 3 1/2 DIGIT DMM LCD Readout

SIZE: 1.3" H 2.7" W 4.0" D

- .5% Accuracy • AC-DC 1-1000V • Ohms 1K-10M
- Current 1mA-1 Amp
- 100% Overload Protection

**OPTIONAL:** • Leather Case \$20.00 • NiCad Battery and Charger \$16.00



MODEL LM-350

**\$139<sup>95</sup>**

### 3.5 LED DIGITS Panel Meter

- .5% Accuracy
- Voltage Range 0-1000V
- Power: +5V 200mA
- Auto Zero • Update Rate: 3 Rdg. / Sec.



**\$52.**

MODEL PM-349

### ASCII Keyboard Kit \$77.



Assembled and Tested \$93.00

- Single +5V Supply • Full ASCII Set (Upper and Lower Case) • Parallel Output • Positive and Negative Strobe • 2 Key Rollover • 3 User Definable Keys • P.C. Board Size: 17-3/16" X 5" • Control Characters Molded on Key Caps • Optional Provision For Serial Output
- OPTIONAL:** Metal Enclosure \$27.50 • Edge Con. \$2.00 • Sockets \$4.00 • Upper Case Lock Switch \$2.50 • Shift Register (For Serial Output) \$2.00

*Dealer Inquiries Invited*

### Apple II I/O Board Kit

Plugs into Slot of Mother Board

- 1 8 Bit Parallel Output Port (Expands to 3 Ports) • 1 Input Port • 15mA Output Current Sink or Source • Can be used for peripheral equipment such as printers, floppy discs, cassettes, paper tapes, etc. • 1 free software listing for SWTP PR40 or IBM selectric.

**PRICE:** 1 Input and 1 Output Port \$49.00

1 Input and 3 Output Ports \$64.00

*Dealer Inquiries Invited*

SHIPPING \$3.50 / California residents add 6% sales tax

## ELECTRONICS WAREHOUSE Inc.



15820 Hawthorne Boulevard  
Lawndale, CA 90260  
(213) 370-5551

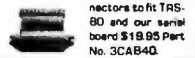


## TRS-80 E.S. SERIAL I/O

- Can input into basic
- Can use LLIST and LPRINT to output, or output continuously
- RS-232 compatible
- Can be used with or without the expansion bus
- On board switch selectable baud rates of 110, 150, 300, 600, 1200, 2400, parity or no parity odd or even, 5 to 8 data bits, and 1 or 2 stop bits. D.T.R. line
- Requires +5, -12 VDC
- Board only \$19.95 Part No. 8010, with parts \$59.95 Part No. 8010A, assembled \$79.95 Part No. 8010C. No connectors provided, see below.



EIA/RS-232 connector Part No. DB25P \$6.00, with 9, 8 conductor cable \$10.95 Part No. DB25P9.



3' ribbon cable with attached connectors to fit TRS-80 and our serial board \$19.95 Part No. 3CAB4Q.

## MODEM\*

- Type 103
- Full or half duplex
- Works up to 300 baud
- Originate or Answer
- No coils, only low cost components
- TTL input and output-serial
- Connect 8  $\Omega$  speaker and crystal mic. directly to board
- Uses XR FSK demodulator
- Requires +5 volts
- Board only \$7.60 Part No. 109, with parts \$27.50 Part No. 109A




## VERBATIM MINIDISK



Box of 10

\$29.95

## APPLE II\* SERIAL I/O INTERFACE



Baud rate is continuously adjustable from 0 to 30,000

- Plugs into any peripheral connector
- Low current drain. RS-232 input and output
- On board switch selectable 5 to 8 data bits, 1 or 2 stop bits, and parity or no parity either odd or even
- Jumper selectable address
- SOFTWARE
- Input and Output routine from monitor or BASIC to teletype or other serial printer
- Program for using an Apple II for a video or an intelligent terminal. Also can output in correspondence code to interface with some electrics.
- Also watches DTR
- Board only \$15.00 Part No. 2, with parts \$42.00 Part No. 2A, assembled \$62.00 Part No. 2C

## 8K EPROM PICEON

Saves programs on PROM permanently (until erased via UV light) up to 8K bytes. Programs may be directly run from the program saver such as fixed routines or assemblers.

- S-100 bus compatible
- Room for 8K bytes of EPROM non-volatile memory (2708's).
- On-board PROM programming
- Address relocation of each 4K of memory to any 4K boundary within 64K
- Power on jump and reset jump option for "turnkey" systems and computers without a front panel
- Program saver software available
- Solder mask both sides
- Full silkscreen for easy assembly. Program saver software in 1 2708 EPROM \$25. Bare board \$35 including custom coil, board with parts but no EPROMS \$139, with 4 EPROMS \$179, with 8 EPROMS \$219.



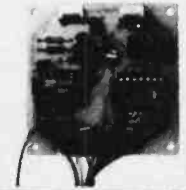
## T.V. TYPEWRITER

- Stand alone TVT
- 32 char./line, 16 lines, modifications for 64 char./line included
- Parallel ASCII (TTL) input
- Video output
- 1K on board memory
- Output for computer controlled cursor
- Auto scroll
- Non-destructive cursor
- Cursor Inputs: up, down, left, right, home, EOL, EOS
- Scroll up, down
- Requires +5 volts at 1.5 amps, and -12 volts at 30 mA
- All 7400, TTL chips
- Char. gen. 2513
- Upper case only
- Board only \$39.00 Part No. 106, with parts \$145.00 Part No. 106A



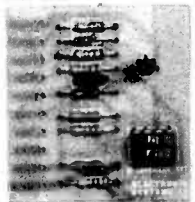
## TAPE \* INTERFACE

- Play and record Kansas City Standard tapes
- Converts a low cost tape recorder to a digital recorder
- Works up to 1200 baud
- Digital in and out are TTL-serial
- Output of board connects to mic in of recorder
- Earphone of recorder connects to input on board
- No coils
- Requires +5 volts, low power drain
- Board only \$7.60 Part No. 111, with parts \$27.50 Part No. 111A




## RS-232/ TTL\* INTERFACE

- Converts TTL to RS-232, and converts RS-232 to TTL
- Two separate circuits
- Requires -12 and +12 volts
- All connections go to a 10 pin gold plated edge connector
- Board only \$4.50 Part No. 232, with parts \$7.00 Part No. 232A 10 Pin edge connector \$3.00 Part No. 10P



## RS-232/ TTY\* INTERFACE


- Converts RS-232 to 20mA current loop, and 20mA current loop to RS-232
- Two separate circuits
- Requires +12 and -12 volts
- Board only \$4.50 Part No. 600, with parts \$7.00 Part No. 600A



## S-100 BUS \*

### ACTIVE TERMINATOR

Board only \$14.95 Part No. 900, with parts \$24.95 Part No. 900A



## WAMECO INC.



**FDC-1** FLOPPY CONTROLLER BOARD will drive shugart, pertek, remic 5" & 8" drives up to 8 drives, on board PROM with power boot up, will operate with CPM (not included). PCB \$42.95

**FPB-1** Front Panel. (Finally) AMSAI size hex displays. Byte or instruction single step. PCB \$42.95

**MEM-1A** 8Kx8 fully buffered, S-100, uses 2102 type RAMS. PCB \$24.95, \$168 Kit \$89.95

**QMB-12** MOTHER BOARD, 13 slot, terminated, S-100 board only \$34.95 \$89.95 Kit

**CPU-1** 8080A Processor board S-100 with 8 level vector interrupt PCB \$25.95 \$89.95 Kit

**RTC-1** Realtime clock board. Two independent interrupts. Software programmable. PCB \$25.95, \$60.95 Kit

**EPM-1** 1702A 4K EPROM card PCB \$25.95 \$49.95 with parts less EPROMS


**EPM-2** 2708/2716 16K/32K EPROM card PCB \$24.95 \$49.95 with parts less EPROMS

**QMB-9** MOTHER BOARD. Short Version of QMB-12. 9 Slots PCB \$30.95 \$67.95 Kit

**MEM-2** 16Kx8 Fully Buffered 2114 Board PCB \$25.95, \$269.95 Kit


## UART & BAUD RATE GENERATOR\*

- Converts serial to parallel and parallel to serial
- Low cost on board baud rate generator
- Baud rates: 110, 150, 300, 600, 1200, and 2400
- Low power drain +5 volts and -12 volts required
- TTL compatible
- All characters contain a start bit, 5 to 8 data bits, 1 or 2 stop bits, and either odd or even parity.
- All connections go to a 44 pin gold plated edge connector
- Board only \$12.00 Part No. 101, with parts \$35.00 Part No. 101A, 44 pin edge connector \$4.00 Part No. 44P



## HEX ENCODED KEYBOARD E.S.

This HEX keyboard has 19 keys, 16 encoded with 3 user definable. The encoded TTL outputs, 8-4-2-1 and STROBE are debounced and available in true and complement form. Four onboard LEDs indicate the HEX code generated for each key depression. The board requires a single +5 volt supply. Board only \$15.00 Part No. HEX-3, with parts \$49.95 Part No. HEX-3A. 44 pin edge connector \$4.00 Part No. 44P.



## DC POWER SUPPLY\*

- Board supplies a regulated +5 volts at 3 amps., +12, -12, and -5 volts at 1 amp.
- Power required is 8 volts AC at 3 amps., and 24 volts AC C.T. at 1.5 amps.
- Board only \$12.50 Part No. 6085, with parts excluding transformers \$42.50 Part No. 6085A



## To Order:

Mention part number, description, and price. In USA, shipping paid for orders accompanied by check, money order, or Master Charge, BankAmericard, or VISA number, expiration date and signature. Shipping charges added to C.D.D. orders. California residents add 6.5% for tax. Outside USA add 10% for air mail postage and handling, no C.D.D.'s. Checks and money orders must be payable in US dollars. Parts kits include sockets for all ICs, components, and circuit board. Documentation is included with all products. Prices are in US dollars. No open accounts. To eliminate tariff in Canada boxes are marked "Computer Parts." Dealer inquiries invited. 24 Hour Order Line: (408) 226-4064



\* Circuits designed by John Bell


For free catalog including parts lists and schematics, send a self-addressed stamped envelope.

# ELECTRONIC SYSTEMS

Dept. B, P. O. Box 21638, San Jose, CA USA 95151

# The DATA-TRANS 1000

A completely refurbished  
IBM Selectric Terminal with  
built-in ASCII Interface.



## Features:

- 300 Baud
- 14.9 characters per second printout
- Reliable heavy duty Selectric mechanism
- RS-232C Interface
- Documentation included
- 60 day warranty - parts and labor
- High quality Selectric printing
- Off-line use as typewriter
- Optional tractor feed available
- 15 inch carriage width

## HOW TO ORDER DATA-TRANS 1000

1. We accept Visa, Master Charge. Make cashiers checks or personal check payable to:

### DATA-TRANS

2. All orders are shipped F.O.B. San Jose, CA  
3. Deliveries are immediate

For orders and information

## DATA-TRANS

2154 O'Toole St.

Unit E


San Jose, CA 95131

Phone: (408) 263-9246



**ASCII KEYBOARD** . . . . . Mounted to DECWRITER Panel

By Cherry Products . . . ASSEMBLED \$9.95



### ASCII to Correspondence code converter

This bidirectional board is a direct replacement for the board inside the Trendata 1000 terminal. The on board connector provides RS-232 serial in and out. Sold only as an assembled and tested unit for \$330.00. Part No. TA 1000C




**apple II**

With 16K \$1024.00

## TIDMA\*\*

• Tape Interface Direct Memory Access • Record and play programs without bootstrap loader (no prom) has FSK encoder/decoder for direct connections to low cost recorder at 1200 baud rate, and direct connections for inputs and outputs to a digital recorder at any baud rate • S-100 bus compatible • Board only \$35.00 Part No. 112, with parts \$110 Part No. 112A



## T.V. INTERFACE

• Converts video to AM modulated RF, Channels 2 or 3. So powerful almost no tuning is required. On board regulated power supply makes this extremely stable. Rated very highly in Doctor Dobbs' Journal. Recommended by Apple • Power required is 12 volts AC C.T., or +5 volts DC • Board only \$7.60 part No. 107, with parts \$13.50 Part No. 107A



(Illegal where prohibited by law.)

**To Order:** Mention part number, description, and price. In USA, shipping paid for orders accompanied by check, money order, or Master Charge, Bank Americard, or VISA number, expiration date and signature. Shipping charges added to C.O.D. orders. California residents add 6.5% for tax. Outside USA add 10% for air mail postage and handling, no C.D.D.'s. Checks and money orders must be payable in US dollars. Parts kits include sockets for all ICs, components, and circuit board. Documentation is included with all products. Prices are in US dollars. No open accounts. To eliminate tariff in Canada boxes are marked "Computer Parts." Dealer Inquiries Invited. 24 Hour Order Line: (408) 226-4064




For free catalog including parts lists and schematics, send a self-addressed stamped envelope.

**ELECTRONIC SYSTEMS** Dept. B, P. O. Box 21638, San Jose, CA USA 95151

**•• GRT INTERFACES ••**  
black • white/color

Monitors • Combination Rcvr/monitor sets  
• Modulator kits • B-W Cameras • Color  
Cameras • Audio Subcarrier kits • Parts



WRITE or PHONE for DETAILS & PRICING.

DIAL: 402-987-3771

Dealers welcomed. Well established program.

13-B Broadway **ATV Research** Dakota City, NE. 68731

Circle 19 on inquiry card.

**RECYCLE(D)  
COMPUTERS**

BUY ☆ SELL ☆ SWAP

Hardware & Software

NEW PRODUCT ANNOUNCEMENTS

22 PAGES

Mailed 1st Class every 3 Weeks

1 yr. (18 issues) ☆ \$3.75

**ON LINE**



Dear Reader, Publisher ..... Established 1973

24095 Santa Cruz Hwy. • Los Gatos, CA 95030

THE BEST WAY TO DETERMINE IF YOU CAN AFFORD TO BUY IS TO TRY A...

**FREE SAMPLE ISSUE**

Circle 288 on inquiry card.

**COMPUTER MART  
of NEW HAMPSHIRE, Inc.**

\* SPECIALIZING IN BUSINESS AND PERSONAL COMPUTERS \*

*Featuring:*

DATA GENERAL microNOVA®  
XITAN, NORTH STAR HORIZON,  
MICROMATION, IDS PRINTERS,  
APPLE II

S-100 Bus Products

SOFTWARE currently available:

AR, GL, AP, Inv., Payroll,  
Word Processing, and Dental  
Office Manager.

170 Main Street  
Nashua, NH 03060  
603/883-2386

microNOVA® is a registered  
trademark of Data General Corp

Circle 76 on inquiry card.



**APPLE  
SUPER SALE**

16K Apple II \$1039.95

Integral Data  
IP225 Printer  
with graphics \$1095.00  
Apple Soft Cards \$149.95  
Carrying Case \$29.95  
Super Mod \$29.95

UCATAN CORP.  
P.O. Box 1000  
Destin, Fla. 32541  
904-837-2022

Credit Cards Accepted

Circle 380 on inquiry card.

Pascal Micro Engine \$2695.00

Discounts on

Xitan, Cromemco, SD Systems,  
Vector, TEI, North Star, Apple,  
Hytype II, Qume, Axiom, TI,  
Centronics, Integral Data Systems,  
Soroc, Lear Siegler, Intertec,  
Micromation, PerSci, Micropolis,  
SSM, Computaker, Heuristics,  
Mountain Hardware, Summagraphics,


**MICRO MART**

Microcomputers, Peripherals  
and Software

1015 NAVARRO SAN ANTONIO, TEXAS 78205  
512/222-1427

Circle 221 on inquiry card.

**SHORT CASSETTES**



List \$1.00 10 for \$7.50 50 for \$32.50

MICROSETTE CO.

777 Palomar Ave. • Sunnyvale, CA 94086

**Duplication Services**

Microsette also offers professional  
duplication services for Commo-  
dore PET and Radio Shack TRS-80  
Level I and Level II cassettes. Our  
service provides mastering, quality  
control, all material including two-  
piece box, affixing of your labels or  
supplying our blank labels and ship-  
ping. Prices start at \$2.00 each in  
100 quantity.

MICROSETTE CO.

777 Palomar Ave. • Sunnyvale, CA 94086

Circle 229 on inquiry card.

**FLOPPY DISK  
REPAIR**



- PerSci and Shugart
- Quick turnaround
- Factory trained on PerSci



COMPUTER SERVICE CENTER

7501 Sunset Blvd  
Hollywood CA 90046  
213-851-2226

Circle 77 on inquiry card.

**TRS-80 16K MEMORY EXPANSION KIT**

INCLUDES 8 TESTED & GUARANTEED MSK 4116 3 16K RAMS.  
PROGRAMMING PLUGS & EASY-TO-FOLLOW INSTRUCTIONS.

\$72.00 PER KIT

6800 64K BYTE RAM SET AND CONTROLLER  
CHIP SET MAKE 64K BYTES OF MEMORY FOR YOUR  
6800 THE CHIP SETS INCLUDE:

\$295.00 32 MSK 4116-3 16K RAMS.  
1 MC3480L MEMORY CONTROLLER.  
PER COMPLETE SET. 1 MC3242AP MEMORY ADDRESS  
MULTIPLEXER/COUNTER.  
DATA & APPLICATION SHEETS.  
PARTS TESTED & GUARANTEED.

16K DYNAMIC RAMS  
MSK 4116-3 200NSEC  
ACCESS TIME/375NSEC  
CYCLE TIME. TESTED &  
BURNED-IN.  
\$850 EACH/MIN. QTY. 8

4K STATIC RAMS  
EQUIV. TO TMS4044-30  
300NSEC ACCESS TIME/  
CYCLE TIME FOR 4MHZ  
2-80 OPERATION.  
\$750 EACH/MIN. QTY. 8  
TESTED & GUARANTEED

QUANTITY DISCOUNTS AVAILABLE

ALL ORDERS POSTPAID. U.S. FUNDS. CHECK OR MONEY  
ORDER. VISA, BA, MASTERCARD — SEND ACCOUNT NO.,  
EXPIRATION DATE, INTERBANK NO., & SIGNED ORDER.  
PHONE ORDERS: 714/633-4460

MEASUREMENT SYSTEMS & CONTROLS, INC.  
MEMORY DEVICES DIVISION, DEPT. B3  
867 NORTH MAIN ST., ORANGE, CA 92668

Circle 216 on inquiry card.

**SURPLUS ELECTRONICS**

ASCII



ASCII

IBM SELECTRIC  
BASED I/O TERMINAL  
WITH ASCII CONVERSION  
INSTALLED \$645.00

- Tape Drives • Cable
- Cassette Drives • Wire
- Power Supplies 12V15A, 12V25A,  
5V35A Others, • Displays
- Cabinets • XFMRs • Heat  
Sinks • Printers • Components

Many other items  
Write for free catalog  
WORLDWIDE ELECT. INC.  
130 NORTHEASTERN BLVD.  
NASHUA, N.H. 03060  
Phone orders accepted using VISA  
or MC. Toll Free 1-800-258-1036  
In N.H. 603-889-7661

Circle 391 on inquiry card.



**HICKOK LX303**

**\$74.95\***



• 5%, 3 1/2 digit 19 Range DVM. 1/2" LCD displays runs 200 hrs on 1 battery. 10 Meg Ohm Input. 1 yr. guarantee, made in U.S.A., test leads included.

**Available Accessories**

- RC-3 115V AC Adapter ..... \$7.50
- CC-3 Deluxe Padded Vinyl Carrying Case ..... \$7.50
- VP-10 X10 DCV Probe Adapter/ Protector 10Kv ..... \$14.95
- VP-40 40Kv DC Probe ..... \$35.00
- CS-1 10 Amp Current Shunt ..... \$14.95

**\*FREE**

Just for Asking.

**FREE BATTERY** with your meter.



**\$318.**

MS-15

MINISCOPE



With Rechargeable Batteries & Charger Unit

- 15 megahertz bandwidth.
- External and Internal Trigger.
- Time base — .1 microsec. to 0.5 Sec/div - 21 settings — ±3%.
- Battery or line operation.
- Automatic & line sync modes.
- Power Consumption < 15 watts.
- Vertical Gain — .01 to 50 Volts - 12 settings ±3%.
- Viewing Area 1" x 1.30"
- Case size 2 7/8" x 6 1/8" x 7.5" D. 3 pounds.
- Parts & Labor guaranteed 1 year
- 10:1 to 10 meg probe
- Leather carrying case



**PROBE 1¢**  
PROBE it with the purchase of SCOPE and the MENTION of this MAGAZINE

• MS-215 Dual Trace Version of MS-15 **\$435.**

**UNGARMatic®**

Controlled Soldering Station  
THROW-TOGETHER MODULAR DESIGN FOR QUICK, ON-LINE HEATER OR TIP CHANGE

- Available in 3 preset temperatures: 600°F, 700°F, or 800°F, for any application.
- Closed loop, non-magnetic control.
- Low voltage system; 3 wire grounded.
- Biomechanical designed handle with cool grip for operator comfort.
- Cord is super flexible 3 wire grounded, heat resistant.
- Large capacity snap-on tray and sponge; removable for optional placement.
- Long life interchangeable tips. Iron clad, chrome plated, pre-tinned.
- Designed for use on sensitive components.

**COMPLETE STATION AND REPLACEABLE HEATER SELECTION GUIDE**

Temperature	Complete Station	Controlled Heater No.
600°F	5076	#76
700°F	5077	#77
800°F	5078	#78


Each of the above stations include: #708 Power Supply with on/off switch, indicator light, and 3 wire power cord; #71 Handle with 3 wire heat resistant secondary cord; #88 Tray and Sponge; #72 Iron Holder; Controlled Heater with #87 Screwdriver IIP 1116

#95 TIP ADAPTER TIP Adapter #95 for special micro applications. This Adapter is designed for the use of 1/8" Thread-In Princess Nilb. Controlled Heaters: \$14.95 Each, Tip: \$2.25 Each, Adapter: \$1.30 Each

List \$59.50 OUR PRICE \$52.50

**SD EXPANDORAM**

*The Ultimate S-100 Memory*



The EXPANDORAM is available in versions from 16K up to 64K, so for a minimum investment you can have a memory system that will grow with your needs. This is a dynamic memory with the invisible on-board refresh, and IT WORKS!

- Bank Selectable
- Phantom
- Power 8VDC, ± 16VDC, 5 Watts
- Lowest Cost Per Bit
- Uses Popular 4116 RAMS
- PC Board is doubled solder masked and has silk-screen parts layout.

- Extensive documentation clearly written
- Complete Kit includes all Sockets for 64K
- Memory access time: 375ns, Cycle time: 500ns.
- No wait states required.
- 16K boundaries and Protection via Dip Switches
- Designed to work with Z-80, 8080, 8085 CPUs.

**EXPANDO 64 KIT (4116)**

16K	\$245.00
32K	\$310.00
48K	\$375.00
64K	\$440.00

**8803 MOTHER BOARD FOR MICRO-COMPUTERS**

Includes 12 14pin DIPs; 16K or 32K; 17 buses and integrated mounting sockets; wiring side screw component side bare epoxy glass with white markings for component locations; (10) epoxy glass boards with 2 ounce copper solder plated and 0.38 diameter holes for leads; 3 solder mask with solder windows on critical circuits to avoid accidental short circuits; Mounts 11 packages with 100 contacts 12 pins on 125 centers with 250 side soldering Vector part number 8801-2, or mounts 10 receptacle plus interconnectors to similar mother board for expansion; Includes etched circuits and instructions for custom or active build-up of loading terminals; Large boxes: +5V and GND (10 AMP), ± 12V or 16V (7 AMP); Current ratings are per MIL-STD-275 with 10°C rise; Fits in Vector sub enclosures; Fits in MSA 8080 microcomputer as expansion board

**Price: \$29.50**

**Vector Plugboards**

**8800V** Universal Microcomputer/processor plugboard, use with S-100 bus. Complete with heat sink & hardware. 5.3" x 10" x 1/16"

1-4	5-9	10-24
\$19.95	\$17.95	\$15.95

**8801-1** Same as 8800V except plain, less power buses & heat sink.

1-4	5-9	10-24
\$14.95	\$13.45	\$11.95

**3682** 9.6" x 4.5" \$10.97  
3682-2 6.8" x 4.5" \$9.81

**3677** 9.6" x 4.5" \$10.90  
3677-2 6.5" x 4.5" \$9.74

**3662** 6.5" x 4.5" \$7.65  
3662-2 9.6" x 4.5" \$11.45

Gen. Purpose D.I.P. Boards with Bus Pattern for Solder or Wire Wrap. Epoxy Glass 1/16" 44 pin con. spaced .156

**EXPANDO 64 KIT (4116)**

**3690-12 CARD EXTENDER** Card Extender has 100 contacts 50 per side on .125 centers-Attached connectors compatible with S-100 Bus Systems. \$25.83  
3690 6.5" 22/44 pin .156 ctrs. Extenders \$13.17

**1/16" Vector BOARD**  
.042 dia holes on 0.1 spacing for IC's

Phenolic	PART NO.	SIZE	1-9	10-19
	64P44XXXP	4.5x6.5"	\$1.56	\$1.40
	169P44XXXP	4.5x17"	\$3.69	\$3.32

Epoxy Glass	PART NO.	SIZE	1-9	10-19
	64P44	4.5x6.5"	\$1.79	\$1.61
	84P44	4.5x8.5"	\$2.21	\$1.99
	169P44	4.5x17"	\$4.52	\$4.07
	169P84	8.5x17"	\$8.03	\$7.23

**TRS-80 MEMORY EXPANSION KITS**  
4116's RAMS (16Kx1 200ns)

**8 for \$69.00**

**2708** 8K 450 ns

**EPROM**  
FACTORY PRIME  
**\$12.00 EA.**  
25 + Call For Price

**14 & 16 PIN GOLD 3 LEVEL WIRE WRAP SOCKETS**

14 - G3 100 for \$30.00  
16-G3 100 for \$30.00  
50 of each for \$32.00

Sockets are End & Side stackable, closed entry

**PANA VISE**

**LOW-PROFILE BASE** PRICE: \$11.95

**STANDARD BASE** PRICE: \$11.95

**VACUUM BASE** PRICE: \$12.95

**WIDE OPENING VISE HEAD** PRICE: \$12.95

**PANA VISE TILTS, TURNS, AND ROTATES TO ANY POSITION. IT HOLDS YOUR WORK EXACTLY WHERE YOU WANT IT.**

**LEDU**

**IM-10A** List \$89.00  
**SPECIAL \$56.95 with tube**

Perfectly balanced fluorescent lighting with precision magnifier lens. Tough thermoplastic shade. Easy lens removal. New wire clip design permits easy installation and removal of fluorescent tube. Comes with plastic shield to protect tube from soiling and damage.  
Colors: Gray, Black, and Chocolate Brown. Comes with one 22 watt T-9 Circline fluorescent tube, 3 diopter lens.

**ORDER TOLL FREE**  
**1-800-423-5633**  
except CA, AK, HI, Call (213) 894-8171

**Vector WRAP POST** for .042 dia. holes (all boards on this page)  
T44C pkg. 100 \$ 2.34  
T44M pkg. 1000 \$14.35  
A-13 hand installing tool \$ 2.94

**PRIORITY ONE ELECTRONICS**  
16723B Roscoe Blvd. Sepulveda, CA 91343

Terms: VISA, MC, BAC, check, Money Order, C.O.D., U.S. Funds Only CA residents add 6% sales tax. Minimum order \$10.00. Orders less than \$75.00 include 10% shipping and handling; excess refunded. Just in case please include your phone no.

Good Thru May 1979

phone orders welcome (213) 894-8171 OEM and Institutional inquiries invited.

**24 PIN DIP PLUGS WITH COVERS**

3 / \$1.00  
40 / \$10.00

HICKOK LX303 \$74.95

HICKOK LX303 \$74.95

Visit our new retail location!


Visit our new retail location!

The EXPANDORAM is available in versions from 16K up to 64K, so for a minimum investment you can have a memory system that will grow with your needs. This is a dynamic memory with the invisible on-board refresh, and IT WORKS!

- Bank Selectable
- Phantom
- Power 8VDC, ± 16VDC, 5 Watts
- Lowest Cost Per Bit
- Uses Popular 4116 RAMS
- PC Board is doubled solder masked and has silk-screen parts layout.

## SD EXPANDORAM

The Ultimate S-100 Memory



- Extensive documentation clearly written
- Complete Kit includes all Sockets for 64K
- Memory access time: 375ns, Cycle time: 500ns.
- No wait states required.
- 16K boundaries and Protection via Dip Switches
- Designed to work with Z-80, 8080, 8085 CPU's.

**EXPANDO 64 KIT (4116)**

16K	\$245.00
32K	\$310.00
48K	\$375.00
64K	\$440.00

### DISC DRIVES



Sugart SA400 5 1/4" **\$295.00**


GSi/Siemans  
\*FDD100-8 8"  
**\$395.00**

\*equivalent to Sugart 801  
*Siemens FDD 200-8 8"*  
*double-sided*  
*double density*  
**\$599.00**

### DISC CONTROLLER

#### SD "VERSAFLOPPY" KIT


The Versatile Floppy Disk Controller **Only \$159.00**



**FEATURES:** IBM 3740 Soft Sector Compatible, S-100 BUS Compatible for Z-80 or 8080. Controls up to 4 Drives (single or double sided). Directly controls the following drives:  
1. Shugart SA400/450 Mini Floppy  
2. Shugart SA800/850 Standard Floppy.  
3. PERSCI 70 and 277.  
4. MFE 700750.  
5. CDC 9404/9406.  
6. GSi/Siemans FDD100-8  
34 Pin Connector for Mini Floppy. 50 Pin Connector for Standard Floppy. Operates with modified CP/M operating system and C-Basic Compiler. The new "Versafloppy" from S.D. Computer Products provides complete control for many of the available Floppy Disk Drives. Both Mini and Full Size. FD1771B-1 Single Density Controller Chip. Listings for Control Software are included in price.

### CONTINENTAL SPECIALTIES CORPORATION

#### 100MHz 8-Digit Counter



- 20 Hz-100 MHz Range
- 6" LED Display
- Crystal-controlled timebase
- Fully Automatic
- Portable - completely self-contained
- Size - 1.75" x 7.38" x 5.63"
- Four power sources, i.e. batteries, 110 or 220V with charger 12V with auto lighter adapter and external 7.2-10V power supply.

**\$194.95 Sale \$120.00**

**ACCESSORIES FOR MAX 100:**  
Mobile Charger Eliminator use power from car battery. Model 100-CLA \$3.95  
Charger/Eliminator use 110 VAC Model 100 - CAI \$9.95

### CONTINENTAL SPECIALTIES CORPORATION

#### LOGIC MONITOR 1



Trace signals through all types of digital circuits. Unlt clips over any DIP IC up to 16 pins. Each of its 16 contacts connects to a single-bit level detector that drives a high-intensity, numbered LED readout activated when the applied voltage exceeds a fixed 2 V threshold. Logic "1" turns LED on; logic "0" keeps LED off. A power-seeking gate network automatically locates supply leads and feeds them to the LM-1's internal circuitry. Saves minutes, even hours in design, troubleshooting, debugging of equipment. Voltage Threshold: 2 V ± 0.2 V. Input Impedance: 100,000 ohms. Input Voltage Range: 4-15 V max. across any two or more inputs. Current Drain: 200 mA at 10 V. Size: 4" l. x 2" w. x 1.75" d. when open. Weight: 3 ozs.  
**CSC Model LM-1 Logic Monitor—Complete.**  
List Price ..... \$54.95

### CONTINENTAL SPECIALTIES CORPORATION


## Logic Probes and Digital Pulsers



#### LOGIC PROBES

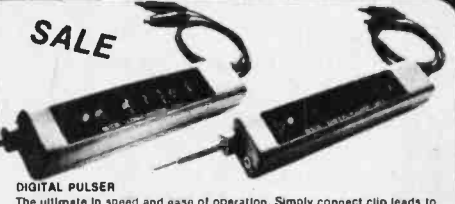
CSC logic probes are the ultimate tool for breadboard design and testing. These hand-held units provide an instant overview of circuit conditions. Simple to use: just clip power leads to circuit's power supply, set logic family switch to TTL/DTL or CMOS/HTL. Touch probe to test node. Trace logic levels and pulses through digital circuits. Even stretch and latch for easy pulse detection. Instant recognition of high, low or invalid levels, open circuits and nodes. Simple, dual-level detector LEDs tell it quickly, correctly. HI (Logic "1"); LO (Logic "0"). Also incorporates blinking pulse detector, e.g., HI and LO LEDs blink on or off, tracking "1" or "0" states at square wave frequencies up to 1.5 MHz. Pulse LED blinks on for 1/2 second during pulse transition. Choice of three models to meet individual requirements; budget, project and speed of logic circuits.

**MODEL LP-1**  
Hand-held logic probe provides instant reading of logic levels for TTL, DTL, HTL or CMOS. Input Impedance: 100,000 ohms. Minimum Detectable Pulse: 50 ns. Maximum Input Signal (Frequency): 10 MHz. Pulse Detector (LED): High speed train or single event. Pulse Memory: Pulse or level transition detected and stored.  
CSC Model LP-1 Logic Probe—Net Each ..... ~~\$44.95~~ **\$42.70**



**MODEL LP-2**  
Economy version of Model LP-1. Safer than a voltmeter. More accurate than a scope. Input Impedance: 300,000 ohms. Minimum Detectable Pulse: 300 ns. Maximum Input Signal (Frequency): 1.5 MHz. Pulse Detector (LED): High speed train or single event. Pulse Memory: None.  
CSC Model LP-2 Logic Probe—Net Each ..... ~~\$24.95~~ **\$23.70**

**MODEL LP-3**  
High speed logic probe. Captures pulses as short as 10 ns. Input Impedance: 500,000 ohms. Minimum Detectable Pulse: 10 ns. Maximum Input Signal (Frequency): 50 MHz. Pulse Detector (LED): High speed train or single event. Pulse Memory: Pulse or level transition detected and stored.  
CSC Model LP-3 Logic Probe—Net Each ..... ~~\$84.95~~ **\$68.45**



**DIGITAL PULSER**  
The ultimate in speed and ease of operation. Simply connect clip leads to positive and negative power, then touch DP-1's probe to a circuit node: automatic polarity sensor detects circuit's high or low condition. Depress the pushbutton and trigger an opposite polarity pulse into the circuit. Fast troubleshooting includes injecting signals at key points in TTL, DTL, CMOS or other popular circuits. Test with single pulse or 100 pulses per second via built-in dual control push-button; button selects single shot or continuous modes. LED indicator monitors operating modes by flashing once for single pulse or continuously for a pulse train. Completely automatic, pencil-size label/pulse generator for any family of digital circuits. Output: Tri-state. Polarity: Pulse-sensing auto-polarity. Sync and Source: 100 mA. Pulse Train: 100 dps. LED indicator: Flashes for single pulse; stays lit for pulse train.  
CSC Model DP-1 Digital Pulser—Net Each ..... ~~\$74.95~~ **\$71.20**

**4807**  
DEC LSI-11, PDP8, PDP11, Heath H-11, P Pattern Epoxy Glass, Plug Board 8.43"x5.187". Plain no etched circuitry except contacts. Produces maximum flexibility.

1-4	5-9	10-24	1-4	5-9	10-24
10.95	17.96	15.96	14.95	13.46	11.96

**8802-1**  
Pad per 2 holes. Two-hole pads allow tack soldering of socket, plus second hole for component leads.


1-4	5-9	10-24
21.95	18.76	17.56

**8804**  
"ANY DIP" has full power and ground planes back to back. Board accommodates 3, 4, 6, 8, 9" Dips.

1-4	5-9	10-24
21.95	19.76	17.56

### VECTOR-PAK ASSEMBLED MICROCOMPUTER CASES

- Adjustable packaging system for S-100 bus microcomputers, compatible with Altair 8800 and IMSAI 8080 size cards.
- Smart looking, deluxe cases unmarred by unsightly screws or fasteners
- Finished in dark blue textured vinyl.
- Instantly accessible interiors with slip out covers.
- Removable recessed rear and front panels
- Fully adjustable interior mounting systems for any card or card spacing within size limitations. No cutting or drilling necessary.
- Perforated bottom cover for cooler operation.



**VP-1**  
**\$183.00**  
Shipping Weight 25 lbs.

**VP-2**  
**\$159.00**  
Same as VP1 except cards oriented side to side.

## PRIORITY ONE ELECTRONICS

16723B Roscoe Blvd. Sepulveda, CA 91343

Terms VISA, MC, BAC check, Money Order, C.O.D., U.S. Funds Only. CA residents add 6% sales tax. Minimum order \$10.00. Orders less than \$75.00 include 10% shipping and handling, excess refunded. Just in case please include your phone no.

Good Thru May 1979

phone orders welcome (213) 894-8171

OEM and Institutional inquiries invited.

**ORDER TODAY**  
1-800-423-5633

Visit our new retail location!

Visit our new retail location!

### S-100 BUS EDGE CONNECTORS

S100-STG 50/100 Cont. .125 ctrs. DIP SOLDER TAIL on .250 spaced rows for VECTOR and MASI motherboards GOLD plated.	1-4 \$3.50	5-9 \$3.25	10-24 \$3.00
S100-WWG 50/100 Cont. .125 ctrs. 3 LEVEL WIRE WRAP .025" sq. posts on 250 spaced rows. GOLD PLATED.	1-4 \$4.00	5-9 \$3.75	10-24 \$3.50
S100ALT 50/100 Cont. .125 ctrs. DIP SOLDER TAIL on .140 spaced rows for ALTAIR motherboards. GOLD plated.	1-4 \$4.00	5-9 \$3.75	10-24 \$3.50
S100EYELET 50/100 Cont. .125 ctrs. PIERCED SOLDER EYELET tails. GOLD plated.	1-4 \$5.00	5-9 \$4.50	10-24 \$4.25
S100-CRM 50/100 Cont. .125 ctrs. 250 spaced rows. SMALL DIP SOLDER TAIL PINS for CROMEMCO motherboard.	1-4 \$6.25	5-9 \$6.00	10-24 \$5.75

### OTHER POPULAR EDGE CONNECTORS

All Edge Card Connectors are GOLD PLATED (not Gold Flash) Bodies are non brittle. Solvent res., G.E. Votco. Contacts are Bifurcated, Phos/Bronze; GOLD over Nickel.  
ABBREVIATIONS: SE = Solder Eyelet WW = 3 Level Wire Wrap ST = Solder Tail

#### .100" Contact Center Connectors

PART NO.	TYPICAL APPLICATION	1-4	5-9	10-24
D125E-1SE	Imsal M10, SIO	2.10	1.85	1.75
D2244-1WW	Vector Plugboards	4.00	3.80	3.60
D2550-1SE	Imsal P10, Intel Multibuss	3.00	2.80	2.60
D2550-1ST	Imsal P10, Intel Multibuss	3.00	2.80	2.60
D3060-1WW	Intel Multibuss	4.00	3.80	3.60
D3872-1SE	Vector Plugboards	4.00	3.80	3.60
D3872-1ST	Vector Plugboards	4.00	3.75	3.50
D3872-1WW	Vector Plugboards	4.80	4.50	4.30
D4080-1SE	PET	4.80	4.50	4.30
D4080-1ST	PET	4.80	4.60	4.25
D4080-1WW	PET	5.00	4.85	4.35
D4386-1SE	Cos. ELF	5.00	4.75	4.50
D4386-1ST	Cos. ELF	5.10	4.85	4.60
D4386-1WW	Cos. ELF	4.80	4.70	4.45
D50100-1WW	Cos. ELF	4.80	4.60	4.30

#### .125" Contact Center Connectors

PART NO.	TYPICAL APPLICATION	1-4	5-9	10-24
D4080-2WW	Vector Plugboards	5.00	5.00	4.80
S100-STG	S-100, Imsal, Vector Motherboards	3.50	3.25	3.00
S100-WWG	S-100 Wire Wrap	4.00	3.75	3.50
S100-ALT	S-100 Altair	4.00	3.75	3.50
S100-CRM	S-100 CROMEMCO	6.25	6.00	5.75

#### .156 Contact Centers Connectors

PART NO.	TYPICAL APPLICATION	1-4	5-9	10-24
S64-5SE	Pat. NSC CLK Modules	1.30	1.10	1.00
D612-5SE	Pat. NSC CLK Modules	1.35	1.15	1.05
D1020-5SE	Pet	2.00	1.80	1.60
D1224-5SE	Pet	2.15	1.95	1.75
D1224-5ST	Pet	2.15	1.95	1.75
D1630-5SE	Vector Plugboards, GRI Keybrds	2.25	2.05	1.85
D1630-5ST	Vector Plugboards, GRI Keybrds	2.25	2.05	1.85
D1838-5SE	Vector, Kim, etc.	2.40	2.20	2.00
D2244-5SE	Vector, Kim, etc.	2.20	2.00	1.80
D2244-5ST	Vector, Kim, etc.	2.20	2.00	1.80
D2244-5WW	Vector, Kim, etc.	2.20	2.20	2.20
D3872-5SE	Vector Plugboards	3.50	3.30	3.10
D3872-5ST	Vector Plugboards	3.50	3.30	3.10
D3872-5WW	Vector Plugboards	4.00	3.80	3.60
D4386-5ST	Mot 6800, Intel Multibuss	5.00	4.75	4.50
D4386-5WW	Mot 6800, Intel Multibuss, NSC pacer	5.00	4.75	4.50
CG-1	Imsal Style Card Guides	5/1.00 or 10/10.00		

#### RS232 & "D" TYPE CONNECTORS

P = Plug-Male S = Socket-Female C = Cover-Hood

PART NO.	DESCRIPTION	1-4	5-9	10-24
DE-9P	9 Pin Male	1.45	1.35	1.25
DE-9S	9 Pin Female	2.00	1.90	1.80
DE-9C	2 pc. Grey Hood	1.25	1.15	1.05
DA15P	15 Pin Male	2.00	1.90	1.80
DA15S	15 Pin Female	2.80	2.60	2.40
DA15C	15 Pin Grey Hood	1.40	1.30	1.20
DB-25P	25 pin Male	2.25	2.15	2.05
DB-25S	25 pin Female	3.25	3.05	2.75
DB51212-1	1 pc. Grey Hood	1.30	1.20	1.10
DB1226-1A	2 pc. Black Hood	1.40	1.30	1.20
DB110983-3	2 pc. Grey Hood	1.40	1.30	1.20
DC37P	37 Pin Male	3.70	3.50	3.35
DC37S	37 Pin Female	5.00	4.75	4.40
DC37C	2 pc. Grey Hood	1.95	1.85	1.75
DD50P	50 Pin Male	4.40	4.30	4.10
DD50S	50 Pin Female	4.90	4.70	4.50
DD50C	1 pc. Grey Hood	2.30	2.20	2.10
D20418-S	Hardware Set	.75	.70	.65

#### Connector for CENTRONICS 700 Series:

Amphecol 57-30360 for back of Centronics 700 Series printers 1-4—\$9.00 5-up—\$7.50

#### DIP PLUGS

Part #	No. of Pins	PRICE	Part #	No. of Pins	PRICE
		1-24 25-99 100-499			1-24 25-99 100-499
P08P02	8	.41 .36 .29	P22P02	22	.75 .67 .63
P14P02	14	.48 .42 .34	P24P02	24	.79 .71 .66
P18P02	16	.55 .47 .38	P28P02	28	1.10 .93 .81
P18P02	18	.67 .57 .46	P40P02	40	1.25 1.07 .94

#### GOLD SOLDERTAIL STANDARD

	1-24	25-49	50-99		1-24	25-49	50-99
8STG	.30	.27	.24	22STG	.70	.63	.57
14STG	.35	.32	.29	24STG	.75	.67	.61
18STG	.38	.35	.32	28STG	1.10	1.00	.90
18STG	.52	.47	.43	40STG	1.75	1.55	1.45
28STG	.60	.56	.52				

#### TIN SOLDERTAIL - LOW PROFILE

	1-24	25-49	50-99		1-24	25-49	50-99
8CS2	.25	.16	.15	22CS2	.37	.36	.35
14CS2	.25	.18	.16	24CS2	.38	.37	.36
18CS2	.25	.20	.16	28CS2	.45	.44	.43
18CS2	.29	.28	.17	40CS2	.53	.52	.51
20CS2	.34	.32	.30				

#### 3 LEVEL GOLD WIRE WRAP SOCKETS

Sockets purchased in multiples of 50 per type may be combined for best price.

	1-24	25-49	50-99	100-249	250-999	1K-5K
8 pin*	.41	.38	.35	.31	.27	.23
14 pin*	.39	.36	.33	.29	.26	.22
18 pin*	.43	.42	.39	.35	.32	.30
18 pin**	.53	.58	.54	.47	.42	.36
20 pin*	.80	.75	.70	.63	.58	.53
22 pin*	.90	.85	.80	.70	.61	.57
24 pin*	.90	.84	.78	.68	.63	.58
28 pin*	1.10	1.00	.90	.84	.76	.71
40 pin*	1.50	1.40	1.30	1.20	1.04	.89

All sockets are GOLD 3 level closed entry. \*End and side stackable. 2 level Tall, Low Profile, Tin Solderable and Dip Plugs available. CALL FOR QUOTATION.

## unbeatable GREAT JUMPERS

### FLAT RIBBON CABLE ASSEMBLIES AT AFFORDABLE PRICES

- Choice of 3 types of end connectors molded on and factory tested.
- Daisy chain and single-end also available.
- 5 popular sizes to choose from: 20, 26, 34, 40 and 50 contacts, each with line-by-line probe access holes.
- Choice of 2 cable types and 5 lengths.

Stranded, 28 AWG with laminated PVC insulation. "Electric Pink" cable has red stripe on one edge for orientation. Used only on double-end and daisy chain assemblies. "Rainbow" cable is coded in standard 10-color sequence on front. Serpentine striping on back aids in identifying wire number and wire group during tear-down separation for discrete wire terminations. Used only on single-end jumpers.

#### PCB JUMPERS

No. Contacts	DOUBLE END Electric Pink 6"	SINGLE END Rainbow 36"
20	924032 06 R \$2 57	924042 36 R \$2 55
26	924033 06 R \$3 32	924043 36 R \$3 31
34	924034 06 R \$3 95	924044 36 R \$4 13
40	924035 06 R \$4 57	924045 36 R \$4 84
50	924036 06 R \$5 62	924046 36 R \$5 97

#### CARD-EDGE JUMPERS

No. Contacts	DOUBLE END Electric Pink 6"	SINGLE END Rainbow 36"	DAISY CHAIN (3 connectors) Electric Pink 6"
20	924052 06 R \$5 69	924062 36 R \$4 11	924092 06 R \$8 42
26	924053 06 R \$6 46	924063 36 R \$4 88	924093 06 R \$9 54
34	924054 06 R \$7 96	924064 36 R \$6 15	924094 06 R \$11 74
40	924055 06 R \$9 29	924065 36 R \$7 20	924095 06 R \$13 70
50	924056 06 R \$10 10	924066 36 R \$8 21	924096 06 R \$14 86

#### SOCKET JUMPERS

No. Contacts	DOUBLE END JUMPER ASSEMBLIES Electric Pink Cable			SINGLE END Rainbow	DAISY CHAIN (3 connectors) Electric Pink
	6"	18"	36"	36"	6"
20	924002 06 R \$3 70	924002 18 R \$4 16	924002 36 R \$4 85	924012 36 R \$3 12	924072 06 R \$5 44
26	924003 06 R \$4 78	924003 18 R \$5 38	924003 36 R \$6 28	924013 36 R \$4 04	924073 06 R \$7 02
34	924004 06 R \$6 25	924004 18 R \$7 05	924004 36 R \$8 25	924014 36 R \$5 30	924074 06 R \$9 18
40	924005 06 R \$7 33	924005 18 R \$8 27	924005 36 R \$9 68	924015 36 R \$6 22	924075 06 R \$10 76
50	924006 06 R \$9 15	924006 18 R \$10 31	924006 36 R \$12 05	924016 36 R \$7 73	924076 06 R \$13 43

## double-row JUMPER HEADERS "GREAT JUMPERS"

- Solder to PC boards for instant plug-in access via socket-conductor jumpers
- .025" square posts are molded into plastic header strip on a .10" x .10" matrix
- Choice of straight or right angle configurations

No. Posts	Dim. "A"	Dim. "B"	Part Number	Price 2 sets	
				STRAIGHT	RIGHT-ANGLE
20	1.0	0.9	923862 R	\$ .98	
26	1.3	1.2	923863 R	\$ 1.28	
34	1.7	1.6	923864 R	\$ 1.64	
40	2.0	1.9	923865 R	\$ 1.94	
50	2.5	2.4	923866 R	\$ 2.36	


No. Posts	Dim. "A"	Dim. "B"	Part Number	Price 2 sets	
				STRAIGHT	RIGHT-ANGLE
20	1.0	0.9	923872 R	\$ 1.20	
26	1.3	1.2	923873 R	\$ 1.52	
34	1.7	1.6	923874 R	\$ 1.96	
40	2.0	1.9	923875 R	\$ 2.30	
50	2.5	2.4	923876 R	\$ 2.82	

### DIP JUMPERS

#### FLAT RIBBON CABLE ASSEMBLIES WITH DIP CONNECTORS


- Available with 14, 16, 24 and 40 contacts.
- Mate with standard IC sockets.
- Fully assembled and tested.
- Integral molded-on strain relief.
- Line-by-line probeability.

A P DIP Jumpers are the low-cost, high-quality solution for jumpering within a PC board; interconnecting between PC boards, backplanes and motherboards; interfacing Input/Output signals; and more.



All assemblies use rainbow cable. Standard lengths are 6, 12, 18, 24 and 36 inches.

No. Contacts	Length 36"	DOUBLE-ENDED DIP JUMPERS				
		Length 6"	Length 12"	Length 18"	Length 24"	Length 36"
14	924102 36 R \$2 33	924106 6 R \$2 41	924106 12 R \$2 61	924106 18 R \$2 82	924106 24 R \$3 02	924106 36 R \$3 43
16	924112 36 R \$2 59	924116 6 R \$2 65	924116 12 R \$2 88	924116 18 R \$3 11	924116 24 R \$3 34	924116 36 R \$3 80
24	924122 36 R \$4 00	924126 6 R \$4 15	924126 12 R \$4 50	924126 18 R \$4 85	924126 24 R \$5 20	924126 36 R \$5 90
40	924132 36 R \$6 71	924136 6 R \$6 93	924136 12 R \$7 52	924136 18 R \$8 11	924136 24 R \$8 73	924136 36 R \$9 88



## PRIORITY ONE ELECTRONICS

167223 Roscoe Blvd. Sepulveda, CA 91343

Terms VISA, MC, BAC, check Money Order C.O.D. U.S. Funds Only CA residents add 6% sales tax Minimum order \$10.00 Orders less than \$75.00 include 10% shipping and handling excess refunded Just in case please include your phone no

Good Thru May 1979

Send for our latest brochure.

phone orders welcome (213) 894-8171

OEM and Institutional inquiries invited

ORDER TODAY 1-800-423-5633

# HAZELTINE 1400

only

**\$649.95!**



- Verbatim Mini Diskettes \$3.70 each (boxes of 10)
- Two-tier walnut formica enclosure for SA-400 Shugart. . . \$39.95
- Typewriter Ribbons (many makes such as Diablo, Centronics, DEC and print wheels)
- TRS-80 16K Expansion Kit. . . \$89.95
- Centronics 779 tractor - \$1150.00
- Horizon II ass. - \$1999.00



Mail Order Only.  
TORA SYSTEM INC.  
29-02 23rd Avenue  
Astoria NY 11105  
(212) 932-3533

Circle 371 on inquiry card.

## ENGINEERING PROGRAMMERS Don't Come To Mass...

Unless you enjoy challenging micro software development projects with some of the fastest growing commercial systems manufacturers in the U.S. Our clients offer generous salaries, flexible hours, profit sharing, etc. to experienced or degreed assembly programmers in areas such as communications, diagnostics, text editing, graphics, compiler, and O.S. design. Starting salaries 18-28K. All fees, relocation and interviewing expenses assumed by the companies.

Please contact Dave Adams (617) 246-2815 (collect calls accepted). N.E. Recruiters, 6 Lakeside Office Park, Wakefield, MA 01880.

Fee paid consultants

## TRS - 80


**SPECIAL PROMOTION SALE**  
SAVE 10%, 15% or more on ALL Computers, Peripherals, Software, and ALL other fine Radio Shack® products.

**NO TAXES** on out-of-state shipments.  
**FREE** Surface delivery in U.S.  
**WARRANTIES** will be honored by your local Radio Shack® store.

Offered exclusively by  
**Radio Shack®**  
**Authorized Sales Center**  
1117 Conway  
Mission, Texas 78572  
**(512) 585-2765**



Circle 314 on inquiry card.



**TERMINAL  
DATA  
CORPORATION**

**MODEL 1200 RS-232 DATA SPLITTER**  
available in kit form

Model 1200K gives the terminal or microprocessor user a second interface for a printer, plotter, cassette or tape drive. It operates at any speed & isolates the two output devices from each other, while providing 2 RS-232 interfaces from the terminal or microprocessor.

The kit consists of 3 RS-232 connectors, printed circuit board, all necessary components, enclosure, mounting hardware & assembly instructions . . . . . \$59

write or call

**TERMINAL DATA CORP.**  
11878 Coakley Cir.  
Rockville, MD 20852  
(301) 881-7655

Circle 361 on inquiry card.

# Visi Calc™

*How did you ever  
do without it?*

© 1979 PS Inc.

Circle 302 on inquiry card.

**TEXAS INSTRUMENTS  
INCORPORATED**

## THERMAL PRINTER

**\$49.95**

HANDLING CHARGE  
INCLUDED



- 12 characters/line
- 5 x 7 dot matrix
- Alphanumeric capability
- Weighs 6 ounces
- Uses 2 1/4 inch thermal paper

Send check, money order, or Master Charge or VISA number and expiration date to:

**BOOTSTRAP ENTERPRISES**  
P.O. Box 614  
Richardson, Texas 75080

Circle 34 on inquiry card.

## BASIC SUBROUTINE LIBRARY Volume 1

VM Professional Application Software, Ltd.  
2703 Bainbridge Avenue  
BURNABY, B.C. V5R 2S7

- ARRAYS - minimum, maximum, sums, searching, sorting.
- MATRIX ALGEBRA - addition, subtraction, multiplication, transposition, determinant, inversion.
- SIMULTANEOUS EQUATIONS - non-symmetrical, symmetrical, banded, three-diagonal.

Any routine you'll ever need, involving arrays, matrix algebra or simultaneous equations, can be found in this comprehensive collection of subroutines, compatible with any version of BASIC having subscripted variables.

Numerous examples show how to incorporate those subroutines into your programs or how to use them as stand alone programs.

Order now and save days of work.

**\$18.00 U.S.** plus \$2.00 for handling and postage.

Circle 385 on inquiry card.

ATARI

**THE RECREATIONAL PROGRAMMER**

QUALITY SOFTWARE!  
TI & HP Programmables  
BASIC for most computers

GAMES-ALGORITHMS-PUZZLES  
STOCK ANALYSIS-AND MORE!  
OVER 30 PAGES BIMONTHLY!

ANNUAL SUBSCRIPTION ONLY:  
\$12 within USA & APO/FPO's  
\$24 Foreign by AIRMAIL  
Single Issue for \$3 Incl P&H

VISA and MASTERCARD OK!  
CALL (616) 343-3546 NOW!  
Box 2571 Kalamazoo MI 49003

PET

TRS-80

APPLE

Circle 323 on inquiry card.

**MUSICAL PET™**  
with Built-in Sound Generator

**\$775** (8 K Model)

*Sold Separately  
for \$39.95*

*Discounts available  
on the new  
16 K/32 K  
Models*



Meets music standards proposed by "The Paper" and "Cursor." Supplied with complete instructions and demo tape.

Offered jointly by:

**AMPTEC INC.**  
5975 N Broadway  
Denver, CO 80216  
(303) 571-0833

**MICRO WORLD  
ELECTRONIX**  
6340 W Mississippi  
Lakewood, CO 80226  
(303) 936-4407

Circle 232 on inquiry card.

# wirewrap

## PRECUT WIRE

### #30 WIRE KITS

#1 \$7.95				#2 \$19.95			
250	3"	100	4 1/2"	250	2 1/2"	250	5"
250	3 1/2"	100	5"	500	3"	100	5 1/2"
100	4"	100	6"	500	3 1/2"	250	6"
				500	4"	100	6 1/2"
				250	4 1/2"	100	7"

#3 \$24.95				#4 \$44.95			
500	2 1/2"	500	4 1/2"	1000	2 1/2"	1000	4 1/2"
500	3"	500	5"	1000	3"	1000	5"
500	3 1/2"	500	5 1/2"	1000	3 1/2"	1000	5 1/2"
500	4"	500	6"	1000	4"	1000	6"

Choose One Color or Random Assortment:  
Red, Blue, Green, Yellow, White, Orange, Black.

\* #26 Prices on Request

#30 Kynar stripped 1" on each end. Lengths are overall.  
Colors: Red, Blue, Green, Yellow, Black, Orange, White.  
Wire packaged in plastic bags. Add 25¢/length for tubes.

In.	100	500	1000	5000
2 1/2	1.04	2.98	5.16/K	4.67/K
3	1.08	3.22	5.65/K	5.06/K
3 1/2	1.13	3.46	6.14/K	5.46/K
4	1.18	3.20	6.62/K	5.87/K
4 1/2	1.23	3.95	7.12/K	6.25/K
5	1.28	4.20	7.61/K	6.62/K
5 1/2	1.32	4.48	8.10/K	7.03/K
6	1.37	4.72	8.59/K	7.43/K
6 1/2	1.60	5.37	9.84/K	8.48/K
7	1.66	5.63	10.37/K	8.91/K
7 1/2	1.73	5.89	10.91/K	9.33/K
8	1.78	6.15	11.44/K	9.79/K
8 1/2	1.82	6.41	11.97/K	10.19/K
9	1.87	6.76	12.51/K	10.62/K
9 1/2	1.92	6.93	13.04/K	11.05/K
10	1.99	7.26	13.57/K	11.48/K
Addl. In.	.15	.60	1.20/K	1.00/K

### EDGE CARD CONNECTORS

44 pin Solder Tail	\$1.95	\$17.50/10	ALL are Gold
100 pin Solder Tail	\$3.95	\$35.00/10	100 pin are IMSAI
100 pin Wire Wrap	\$3.95	\$35.00/10	spacing.

## WIRE WRAP TOOLS

### HOBBY WIRE WRAP TOOL

**BW 630 (Back Force) \$34.95**  
BT 30 Extra Bit 2.95  
BT 2628 #26 Bit 7.95  
Batteries & Charger 11.00



### INDUSTRIAL WIRE WRAP TOOL

**BW 928 \$49.95\***  
BW 928BF (Back Force) 52.95\*  
#30 Bit & Sleeve 29.50  
#26 Bit & Sleeve 29.50  
Batteries & Charger 11.00



### ELECTRICAL INDUSTRIAL WIRE WRAP TOOL

**EW 7D \$85.00\***  
EW 7D BF (Back Force) 92.90\*  
#30 Bit & Sleeve 29.50  
#26 Bit & Sleeve 29.50



\*Industrial Tools do not include Bit & Sleeve  
Spring Loaded bit on Back Force models.

### INTERCONNECT CABLES

Ribbon cable connectors for connecting boards to front panels, or board to board.

	SINGLE ENDED			DOUBLE ENDED		
	14 pin	16 pin	24 pin	14 pin	16 pin	24 pin
6"	1.24	1.34	2.05	2.24	2.45	3.37
12"	1.33	1.44	2.24	2.33	2.55	3.92
24"	1.52	1.65	2.63	2.52	2.76	4.31
48"	1.91	2.06	3.40	2.91	3.17	5.08

### OK PRODUCTS

WD 30	50 ft. Wire Dispenser Red, White, Blue, or Yellow	\$3.75
WD-30-TRI	TRI Color Dispenser	5.50
R-30-TRI	Refill for TRI Color	3.75
INS 1416	14 & 16 pin Insertion Tool	3.25
MOS 40	40 pin Insertion Tool	7.50
EX-1	IC Extractor Tool	1.49
H-PCB-1	Hobby PC Board	4.99
WSU 30	Hand Wrap/Unwrap/Strip Tool	6.25
WSU 30M	Same as WSU30 with Modified Wrap	7.50

### SOLDERLESS BREADBOARDS SK 10 \$16.50

2.2" x 6.5"



MB10 \$18.95

SK10 mounted on board  
W74 Binding Posts &  
Rubber Feet

### WIRE WRAP SOCKETS

	1-9	10-24	25-99	100-249	250-999
8 pin*	.40	.36	.34	.31	.27
14 pin*	—	.39	.37	.34	.32
16 pin*	—	.42	.40	.36	.34
18 pin*	.70	.60	.55	.50	.45
20 pin	.90	.80	.75	.65	.62
22 pin*	.95	.85	.80	.70	.65
24 pin	.95	.85	.80	.70	.65
25 pin strip	1.25	1.15	1.00	.95	.90
28 pin	1.25	1.15	1.00	.95	.90
40 pin	1.65	1.45	1.35	1.20	1.10

Gold 3-Level Closed Entry Design \*End & Side Stackable  
2-Level Sockets Available

## PAGE DIGITAL ELECTRONICS

135 E. Chestnut St. #5 Monrovia, CA 91016 (213) 357-5005

#### Ordering Information:

- Orders under \$25 and COD's add \$2
- All others, shipped Ppd In U.S. via UPS
- For Blue Label (Air) or 1st Class, add \$1
- We accept Visa & Mastercard

Catalog available on request.

### LOGIC PROBE PRB-1 \$34.95



- Compatible with all Logic Families
- 10 Nsec pulse response

Dealer Inquiries Invited

# JADE Computer Products

## ★ DISK DRIVES ★

**B51 5 1/4"** \$295.00  
by Micru Peripherals, Inc. Operates in either single density (125KB, unformatted) or double density (250KB, unformatted) modes, up to 40 tracks, with a track-to-track access time of only 5 ms.

**SA801R** \$495.00  
by Shugart Single-sided 8" floppy disk drive.

**FD8-100** \$395.00  
GSI/Siemens. Runs cooler and quieter than 801 (8")

**SA400** \$325.00  
Single density 5 1/4, 35-Track drive. Cabinet and power supply available

**1791 B01**  
Dual Density Controller Chip  
**\$49.95**

- TWO SIEMENS/GSI 8" FLOPPY DRIVES
  - POWER SUPPLY FOR ABOVE
  - JADE/TARBELL DISK CONTROL KIT (S100)
  - CP/M OPERATING SYSTEM WITH BASIC E
  - PACKAGE OF 10 BLANK 8" DISKETTES
- Price if purchased separately  
**\$1192.50**
- JADE SPECIAL PACKAGE DEAL**  
**\$1050.00**

## LOGIC PROBES



**Model LP 1**  
Maximum Detectable Pulse 500 ns. Minimum Detectable Pulse 10 ns. Input Impedance 100,000 ohms. Frequency 10 MHz. Pulse Detector (LED) High speed status on single channel. Pulse Memory. Pulse level indicator detected and stored.  
CSC Model LP 1 Logic Probe. Not Listed. \$44.95

**Model LP 3**  
High speed half-gate. Outputs pulses as short as 10 ns. Input Impedance 100,000 ohms. Minimum Detectable Pulse 10 ns. Maximum Input Signal (Frequency) 50 MHz. Pulse Detector (LED). High speed status on single channel. Pulse Memory. Pulse level indicator detected and stored.  
CSC Model LP 3 Logic Probe. Not Listed. \$69.95

## 3-LEVEL GOLD WIRE WRAP SOCKETS

14 PIN 39¢ each  
16 PIN 43¢ each  
100 for \$35  
Sockets are end and side stackable, closed entry.

## S-100 EDGE CONNECTORS

Solder tail 10 for \$35.00  
Wire Wrap 10 for \$40.00

## S-100 MOTHER BOARDS

**JADE 6-SLOT**  
Kit \$41.95  
Assembled & Tested \$56.95  
Bare Board \$24.95

**9-SLOT "LITTLE MOTHER"**  
Kit \$85.00  
Assembled & Tested \$99.00  
Bare Board \$35.00

**13-SLOT "QUIET MOTHER"**  
Kit \$95.00  
Asm. & Tested \$110.00  
Bare Board \$40.00

**22-SLOT "STREAKER"**  
Asm. & Tested \$149.00

## JADE VIDEO INTERFACE

S-100 Compatible Serial Interface with Sockets Included.  
Kit \$117.95  
Assembled & Tested \$159.95  
Bare Board w/manual \$35.00

## Z80A SPECIAL

4MHz CPU Chip  
★ \$14.95 ★

## TU-1

Convert your T.V. set into a Video Monitor  
Kit \$8.95

## JADE PARALLEL/SERIAL INTERFACE

S-100 compatible, 2 serial I/O ports, 1 parallel I/O.  
Kit JG-P/S \$124.95  
Assembled & Tested: JG-P/SA \$179.95  
Bare Board w/Manual \$30.00

## JADE Products MAINFRAMES

Accommodates all S-100 Mother Boards. Built-in card cage with card guides. Lighted reset switch. Rotron whisper fan.

Includes heavy duty power supply. (+8 volts DC @ 30 AMPS, +16 volts DC @ 4 AMPS, -8 volts DC may be added.

only

**\$389.00**

## 3M or VERBATIM FLOPPY DISKS

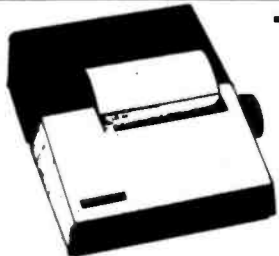
5 1/4 in. Minidiskettes  
Soft sector, 10 sector, or 16 sector  
\$4.40 each or  
box of 10 for \$40.00  
8 in. Standard Floppy Disks  
Soft Sector  
\$4.75 each—10 for \$42.50

## FLOPPY DISK INTERFACE JADE FLOPPY DISK (Tarbell board)

Kit \$195.00  
Assembled & Tested \$250.00

## S.D. Computer Products VERSA-FLOPPY

Kit \$159.95  
Assembled & Tested \$239.00



## TRENDCOM 100 Intelligent Printer

**\$345**

Interface & Cable for TRS-80  
\$45.00

Interface & Cable for Apple  
\$60.00

- 40 character per second rate
- Low cost thermal paper
- 96 character set
- Microprocessor controlled
- Bidirectional look-ahead printing
- Quiet operation
- No external power supplies
- Only two driven parts
- High reliability
- Clear 5 x 7 characters
- Attractive metal and plastic case
- 2 rolls of paper for \$5.00

## EXPANDOR'S BLACK BOX PRINTER

This 64-character ASCII impact printer with 80-column capability is portable and uses standard 8 1/2" paper and regular typewriter ribbon. Base, cover and parallel interface are included. Assembled and complete with manual and documentation.

only \$470.00

(90 day manufacturer's warranty)



TRS-80 Interface Cable for Black Box Printer with mating connectors: \$48.00  
(must be used with expansion module, +8v. 1 amp power supply required.)

Power Supply for TRS-80/Black Box Printer \$49.00

## Integral Data Systems



Check the impressive features on Integral's IP-125 Impact Printer

only \$799



## LOADED WITH EXTRAS AT NO EXTRA COST

• Microprocessor controller • Serial RS232C interface • Parallel TTL level interface • Full upper and lower case ASCII character set (96 characters) • Full 8 1/2" inch wide paper • Line length of 80 columns at 10 characters per inch • Impact printing • 7x7 dot matrix • Ordinary paper roll, fanfold, or sheet • Serial baud rate to 1200 bits per second • Multiple line buffer of 256 characters • Instantaneous print rate to 100 characters per second • Multiple copies without adjustment • Reinking ribbon mechanism • Front panel operator controls • Attractive table top console

## IP-125 Integral Data System IP-125 Friction Feed Printer


- 96 upper & lower case ASCII character set
- Enhanced character control
- Serial RS232C interface (std. factory wiring)
- Parallel TTL interface (factory wired on req.)
- 80 column line
- 256 byte multiline buffer

\$799

## IP-225 Integral Data System IP-225 Tractor Feed Printer

- All standard features of IP-125
- Tractor feed paper drive
- Forms Control Option (P1250)

\$949



## 3690-12 CARD EXTENDER

Card Extender has 100 contacts, 50 per side on 125 centers. Attached connector is compatible with S-100 Bus Systems. \$25.00  
3690 8.5" x 22/4 pin, 150 cts. Extenders \$12.00



Gen. Purpose D.I.P. Boards with Bus Pattern for Solder or Wire Wrap. Epoxy Glass 1/16" 44 pin con. spaced .156.

3677 9.6" x 4.5" \$10.90  
3677-2 6.5" x 4.5" \$9.74

## Vector Plugboards 8800V

Universal Microcomputer/processor plugboard. Use with S-100 bus. Complete with heat sink & hardware. 5.3" x 10" x 1/16".

## 8801-1


Same as 8800V except plain, less power buses & heat sink.

1-4	5-9	10-24
8800V 19.95	17.95	15.96
8801-1 14.95	13.46	11.96



P Pattern plugboards for IC's Epoxy Glass 1/16" 44 pin con. spaced .156.

3662 6.5" x 4.5" \$7.65  
3662-2 9.6" x 4.5" \$11.45



Hi-Density Dual-in-Line Plug-board for Wire Wrap with Power & Grd. Bus Epoxy Glass 1/16" 44 pin con. spaced .156.

3682 9.6" x 4.5" \$10.97  
3682-2 6.5" x 4.5" \$9.81

PLACE ORDERS TOLL FREE: 800/421-5809 Continental U.S.  
800/262-1710 Inside California

### LEEDEX MONITOR

- 12" Black and White
- 12MHZ Bandwidth
- Handsome Plastic Case

**\$139.00**

**THE KIM-1**

**\$179**

CASES — \$29.95

Low price includes:  
KIM-1 Module, monitor  
programs, stored in  
2048 ROM Bytes, User  
Manual, wall-hub, Sube-  
matic, Hardware Manual,  
Programming Manual,  
Programmers Reference  
Card, Keyboard Display

### SYM-1 \$245

6502 — based single board computer with keyboard/display, KIM-1 hardware compatible, complete documentation.

**SYM-1 CASE \$39.95**

#### MICROPROCESSORS

F8	\$16.95
280 (2MHz)	\$20.00
280A (4MHz)	\$14.95
CDP1802CD	\$17.95
6502	\$11.95
6800	\$16.95
6802	\$25.00
8008-1	\$12.95
8035	\$20.00
8035-8	\$21.00
8080A	\$10.00
8085	\$23.00
TMS9900TL	\$49.95

#### 8080A SUPPORT DEVICES

8212	\$ 2.90
8214	\$ 4.65
8216	\$ 2.75
8224 (2MHz)	\$ 4.30
8224-4 (4MHz)	\$ 9.95
8226	\$ 2.75
8228	\$ 6.40
8238	\$ 6.40
8243	\$ 8.00
8251	\$ 7.50
8253	\$20.00
8255	\$ 6.45
8257	\$20.00
8259	\$20.00
8275	\$75.00
8279	\$18.50

#### USRT

S2350	\$10.95
-------	---------

#### UARTS

AY5-1013A	\$ 5.25
AY5-1014A	\$ 8.25
TR1602B	\$ 5.25
TMS6011	\$ 5.95
IM6403	\$ 9.00

#### BAUD RATE GENERATORS

MC14411	\$10.00
14411 Crystal	\$ 4.95

#### 6800 PRODUCT

6810P	\$ 4.00
6820P	\$ 6.60
6821P	\$ 6.60
6828P	\$11.25
6834P	\$16.95
6850P	\$ 8.65
6852P	\$11.00
6860P	\$ 9.25
6852P	\$12.00
6871P	\$28.75
6875P	\$ 8.75
6880P	\$ 2.50

#### CHARACTER GENERATORS

2513 Upper (-12+5)	\$ 6.75
2513 Lower (-12+5)	\$ 6.75
2513 Upper (5 V0It)	\$ 9.75
2513 Lower (5 volt)	\$10.95
MCM6571 up scan	\$10.95
MCM6571A down scan	\$10.95

#### PROMS

1702A	\$ 8.00
2708	\$ 9.95
2716 (5+12) TI	\$60.00
2716 (5v) INTEL	\$60.00
2758 (5v)	\$23.40

#### DYNAMIC RAMS

416D/4116 (200ns)	\$12.50
2104/4096	\$ 4.00
2107B-4	\$ 3.95
TMS4027/4096 (300ns)	\$ 4.00

#### STATIC RAMS

1-15	16-100
21L02 (450ns)	\$ 1.50
21L02 (250ns)	\$ 1.75
2101-1	\$ 2.60
2111-1	\$ 3.25
2112-1	\$ 2.95

#### FLOPPY DISK CONTROLLERS

1771B01	\$39.95
1791	\$49.95

#### KEYBOARD CHIPS

AY5-2376	\$13.75
AY5-3600	\$13.75
MM5740	\$18.00

## DYNABYTE

### Naked Terminal

#### FEATURES & BENEFITS

- Industry standard 80 character by 24 line format (Model 57)
- Completely self contained terminal electronics, just add CCTV monitor and keyboard.
- No support software required.
- Switch selectable modes: Half Duplex, Full Duplex, Block mode.
- Block mode allows editing before transmit.
- Keyboard interface provided, including regulated +5 volts and -12 volts.
- Video Is switch selectable as "Black-on-White" or "White-on-Black".
- Fully assembled, socketed, tested, burned in, and guaranteed for a full year from date of purchase.

**\$350.00**  
with cables

## NEW!

### JADE Z80 BOARD

IMPROVED DESIGN AND FEATURES

- ON BOARD 2708 or 2716 EPROM
- VERY RELIABLE AT 4 MHZ OR 2 MHZ
- POWER ON JUMP AND RESET
- ON BOARD USART (8251)

2MHz	
Kit	\$135.00
Assembled & Tested	\$185.00
4 MHz	
Kit	\$149.95
Assembled & Tested	\$199.95
Bare Board	\$ 35.00

### JADE 8080A

with full documentation

Kit	\$100.00
Assembled & Tested	\$149.95
Bare Board	\$ 30.00

### EPROM BOARD KITS

16K 16 uses, 2708 or 2716 \$69.95

### Rockwell AIM-65: The Head-Start in Microcomputers


A KIM-1 compatible machine with on-board printer and a real keyboard!

**\$375.00 w/1K RAM**  
**\$450.00 w/4K RAM**

- 4K assembler/editor in ROM: \$ 80.00
- 8K BASIC in ROM: \$100.00
- Power supply: \$ 59.95
- Case for AIM-65: \$ 49.95

Special Package Price: \$599.00

AIM-65 (4K), Power Supply, Case, and 8K BASIC ROM



### Vista V80 Mini Disk System for TRS-80

**\$395.00**



Includes disk drive, power supply, regular board compact case, and cable. The V-80 offers 23% more storage capacity. Simply take it out of the box and it's ready to go! Requires 16K, Level II, EX. R.

### TEXT TOOL

ZIP\*  
DIP® II  
Sockets



\*ZERO  
INSERTION FORCE  
sockets

PRICES:

16 pin Zip Dip II	\$5.50
24 pin Zip Dip II	\$7.50
40 pin Zip Dip II	\$10.25

## JADE Computer Products

4901 W. ROSECRANS AVENUE  
Department "F" 3  
HAWTHORNE, CALIFORNIA 90250  
U.S.A.

Telephone:  
(213) 679-3313  
(800) 421-5809 Continental U.S.  
(800) 262-1710 Inside California



Cash, checks, money orders, and credit cards accepted. Add freight charge of \$2.50 for orders under 10 lbs. and \$1.00 service charge for orders under \$10.00. Add 6% sales tax on all parts delivered in California. Discounts available at OEM quantities.

**WRITE FOR OUR FREE CATALOG**  
All prices subject to change without notice.

### Jade Memory Expansion Kits for TRS-80 and Apple!

4116's

Everything a person needs to add 16K of memory. Chips come neatly packaged with easy to follow directions. In minutes your machine is ready for games and more advanced software.

**\$75.00**

Call for discounts on larger quantities

### "IMSAI"-TYPE CARD GUIDE SPECIAL:

Regular Price 30¢ each

**SPECIAL: 10 for \$1.00!**

### New Prices

#### DYNAMIC RAM BOARDS EXPANDABLE TO 64K

#### 32K VERSION • KITS

Uses 4115 (8Kx1, 250ns) Dynamic RAM's, can be expanded in 8K increments up to 32K:

8K	\$159.00	24K	\$249.00
16K	\$199.00	32K	\$299.00

**4115 SALE**  
8 for \$39.95

#### 64K VERSION • KITS

Uses 4116 (16Kx1, 200ns) Dynamic RAM's, can be expanded in 16K increments up to 64K:

16K	\$249.00	48K	\$469.00
32K	\$369.00	64K	\$599.00

### ★ STATIC RAM SPECIALS ★

2114's, low power (1024x4)  
1-15 16-99 100+

450ns	8.00	6.95	5.50
300ns	9.00	8.00	6.50

TMS4044/MM5257, low power

450ns	8.00	7.50	6.50
300ns	9.95	8.75	8.00

4200A (4Kx1, 200ns)	9.95	8.50	8.00
---------------------	------	------	------

410D (4K x 1, 200 ns)	8.25	7.00	6.75
-----------------------	------	------	------

### STATIC RAM BOARDS

#### JADE 8K Kits:

450ns	\$125.95
250ns	\$149.75
Assembled & Tested:	
450ns	\$139.75
250ns	\$169.75
Bare Board:	\$ 25.00

16K — Uses 2114's (low power)  
Assembled & Tested:  
RAM 16 (250ns) \$375.00  
RAM 16B (450ns) \$325.00

16K with memory management  
Assembled & Tested:  
RAM 65 (250ns) \$390.00  
RAM 65B (450ns) \$350.00

#### 32K Static

Assembled & Tested:	
250ns	\$795.00
450ns	\$725.00
250ns Kit	\$575.00

# VRData corp. MORE DATA PER DOLLAR

## ① TRS-80 Complete System

Includes: CPU/Keyboard, Power Supply, Video Monitor, Cassette Recorder, Manual, and Game Cassette.

## ② Line Printer

## ③ Mini Disk System

## ④ C-10 Cassettes

## ⑤ Verbatim Diskettes



Description	Each
TRS-80 Complete System	\$ 628.20
Level II-4K RAM	
TRS-80 Complete System	
Level II-16K RAM	\$ 889.20
Expansion Interface	\$ 269.10
Pertec FD200 Disk Drive	\$ 385.00
BASF 6106	\$ 495.00
Centronics 779 Printer	\$1299.00
Centronics 101 Printer	\$1400.00
Anadex DP-8000 Printer	\$ 995.00
Centronics P1 Printer	\$ 445.00
560 (selectric) Printer	\$ 975.00
Memory Unit (installed)	\$ 138.00
(kit)	\$ 98.00
Verbatim Diskettes ea.	\$ 4.95
3	\$ 12.00
10	\$ 37.00
Maxell Diskettes ea.	\$ 7.50
3	\$ 21.00
10	\$ 60.00
C-10 Cassettes	\$ 4.50
5	\$ 23.95
25	\$ 18.75
C-30 Cassettes	\$ 23.95
12	
Paper (9½" x 11" fanfold, 3500 sheets)	\$ 29.95

## 1 MEG + OF DISK MEMORY on line for TRS-80 \$2195

Includes—Operating System (CP/M)

HUH Electronic S-100 Interface to TRS-80  
Kit \$280.00 Assembled \$350.00

Outlet Hours: Mon.-Fri.; 9 am.—7 pm.  
Sat. 12—5 pm.

Write or call for new innovations—Printers, Disks, Etc.



777 Henderson Boulevard N-6  
Folcroft Industrial Park  
Folcroft PA 19032  
(215) 461-5300



In Washington, DC area:  
(703) 938-1099

Classroom Instruction offered in Level II Basic—\$49.95; and DOS/Disk Basic—\$69.95

# For computer supplies dra can't be beat

- \* QUALITY name brand products
- \* SERVICE 24hr shipping
- \* PRICES to fit your budget

**CHARGE IT**  
Master Charge  
and Visa accepted



**Send for FREE Price List**

**Data Research Associates, Inc.**  
River Rise Road New City, New York 10956

Toll Free **800-431-2302**  
OR **212-220-4747**



## HAZELTINE

### CRT Specials

- 1400 — \$735<sup>00</sup>
- Modular I — \$1550<sup>00</sup>
- 1500 — Call DRA
- 1510 — for
- 1520 — Prices

Introducing the 1410  
with up to 2 year  
warranty



From MEMOREX®  
CASSETTES - ALL TYPES  
\$4.80-\$6.00  
DATA CARTRIDGES -  
\$19.50

MARKETTE®  
Flexible Disks  
ALL TYPES \$3.25-\$5.50


® MEMOREX and MARKETTE are registered trademarks of Memorex Corporation



# Electrolabs

POB 6721, Stanford, CA 94305  
415-321-5601 800-227-8266  
Visa, American Express, Master

**Low Profile Socket Spectacular!!!**  
Featuring a kind of "Mexican Handshake" principle, these sockets will NOT let your IC's vibrate out! In 8,14,16,18,20,22,24,28 & 40 1ct/pin 1000+: .75/pin, 20,000+: .65/pin



**8" Siemens FDD120-8 Drive**  
All Siemen's options included in this drive which can be configured hard or soft and single or double density. (Others give only stripped unit) \$425.00

**"Power One" Model CP206 Floppy Power Unit.** For two drives going full-out, and possibly more on less severe service. 2.8A@24V, 2.5A@5V, 0.5A@-5V. Beautiful quality. \$99.00

**DISKETTES (Standard)**  
8" Boxed 10 \$39.00  
5 1/4" Boxed 10 \$34.95


**Tarbell ("It Works") Interface**  
(Includes cable set for 2 drives) \$265.00 BUT ONLY \$219.00 with purchase of two drives.

**Cable Kits 10'** with 50 cond. cable and connectors and also Molex connectors and power cable: For one drive: \$27.50 For two drives: \$33.95, and for three drives: \$38.95

**CABINETS** for FDD120 and 801R Drives, or CP206 power supply. Matte finish in mar resistant black epoxy paint. Stacking type design. \$29.99



**Used Sylvania 12" Video Monitors.** Composite video 15mhz, 115vac, 50/60hz New Tube. As shown \$109 OEM style without case: \$99, Anti-glare tube option add \$12. Specify p4 or p39





**10 Megabyte SUPER DISK !!!**


**NEW PRODUCT RELEASE !!!**

**SHRINKS your media RELIABLY !!**

**NEW Breakthrough In Size, Weight (39lbs) Power (125W) Performance (3600rpm) and cost effectiveness (10 MB/yr and controller for \$6750.00) For PDP-11, LSI-11 AND S-100 machines**



**ESAT200B (Bi-Lingual) 80X24 Communicating Terminal**  
Scrolling, Full Cursor, Bell, 8X8 matrix, 256 addressable characters 110-19,200 baud, etc, etc ..... This terminal has been purchased by many agencies, universities & companies. Fully stand-alone, it is the only dual font terminal of any kind for less than \$2500. Supplied complete and fully guaranteed: (many graphics applications) \$349.00



**COMMERCIAL GRADE PERIPHERALS FOR THE MICROCOMPUTER**

**PRINTER TERMINALS**




- **ASCII SELECTRIC PRINTER/TYPEWRITER:** Why settle for less than letter-quality printout from your computer? Refurbished IBM Model 725 can be used as off-line typewriter or on-line printer. Complete with solenoids, power supply, case and ASCII interface card (TTL to CPU parallel port.) Interface includes programmable ASCII translation table on EPROM with up to 8 tables for use with various type spheres. Feedback signals on completion of each print cycle insures fastest printing speed (15 cps.) Price: programmed w/3 translation tables (one type sphere): ..... \$695.00
- **SELECTRIC I/O TERMINALS (by GTE/Information Systems).** Both ASCII & IBM code versions with microcomputer interface software & hardware (RS-232 connector.) Cassette drive models permit up to 2400 baud data transfer rate as well as off-line data storage, use as memory typewriter, & use as data entry device for office personnel familiar with Selectric typewriters but not computers. Wide-carriage, interchangeable type spheres; optional built-in modem. All units cleaned, adjusted & warranted.
  - Model 5541 (IBM Correspondence code) ..... \$695.00
  - Model 5550 (corres. code, built-in cassette drive) ..... \$1195.00
  - Model 5560 (ASCII code, built-in cassette drive) ..... \$1295.00
- **IBM SELECTRIC 725 TYPEWRITER I/O w/solenoids switches & magnet driver PCB (from GTE/IS terminal) plus instructions for 8080 printer-driver Interface hardware & software.**
  - a) Typewriter mechanism complete, cleaned & adjusted. .... \$375.00
  - b) Case from terminal & power supply(+24V, ±12V, +5V @5A). \$ 75.00
- **DIABLO HYTYPE I Model 1200 PRINTER MECHANISM:** used, complete and tested. Requires power supply, case & mCPU interface. 15 day return privilege - no other warranties. LIMITED QUANTITY! ..... \$750.00
  - 6' Ribbon cable & connector for printer Main Logic PCB ..... \$10.00
  - 14-pin Winchester connector & 18" power supply cable ..... \$5.00
  - "As-is" spare printer PCB's for parts (Logic, Heat Sink, Control): ea. \$20.00
  - New Pin-feed Platen (14"): \$50 if bought w/printer; separately ..... \$100.00



**MODEMS**

- **POS 103/202 "MIX or MATCH" MODEM:** BELL 103 and/or BELL 202 FREQUENCIES: Unique POS control design permits use in one housing of both Bell-compatible 103 (0 - 300 baud) and 202 (0 - 1200 baud) modem modules originally made by VADIC Corp. for a telephone company subsidiary. FEATURES: RS-232 serial interface, auto-answer, auto-dial, LED display, telephone line interface via acoustic coupler, manual DAA, or auto-answer DAA (sold separately.) FULLY ADJUSTED; no special tools required. 3,000 mile range over standard dial-up telephone lines.
  - POS 103 MODEM (with Auto Answer, Auto Dial) ..... \$199.95
  - POS 202 MODEM (Half-Duplex with Reverse Channel) ..... \$249.95
  - POS 202 MODEM (Half-Duplex w/Rev. Ch., Auto-Answer) ..... \$279.95
  - POS 103/202 MODEM (Auto-Answer, Auto-Dial) ..... \$399.95
- **POS-100 NRZ1 TAPE DRIVE CONTROLLER/FORMATTER:** Designed as interface between S-100 bus mCPU and 9-track, 800 BPI, NRZ1 tape drive. Allows microcomputerist to read and write IBM-compatible 1/2" mag tapes. Software provided for 8080 or Z-80 systems. Requires modification for drives of various mfrs. Price: (Includes S-100 card, controller card, 10' cable, software listing) . \$750.00
- **NRZ1 TAPE DRIVE by WILLARD LABS.** 9-track, 800 BPI, NRZ1 format, 12"/sec., 1200 ft. reels (10 megabyte capacity) Fully tested and warranted \$599.00
- **CONVERT 15" IBM OFFICE SELECTRIC TO I/O TYPEWRITER:** Kit includes assembled solenoids, switches, wire harness, magnet driver PCB plus instructions for installation and mCPU interface ..... \$200.00
- **DIGITAL CASSETTE DRIVE (from GTE/IS Terminal):** 1800 baud, 6"/sec: AC motor; fwd/rewnd circlutry plus tape head, no read/write electronics \$25.
- **FORMS TRACTORS,** Moore Variable width "Form A-Liner" for print terminals:
  - a) Model 565P for 15" Carriage IBM Selectrics (new): ..... \$50.00
  - b) Model K81 for QUME or DIABLO Hytype I or II printers (new): ..... \$90.00
- **POWER SUPPLIES for Disk Drive, mCPU, tested under load shown:**
  - No. 519 (w/fan & AC cord): +5V reg., ±12V reg., +24V, @4A (10 lb.) . . . \$29.95
  - LAMBDA No. LMEE5 w/OV protect: +5V reg. @ 25A (35 lb.) . . . \$59.95

**TAPE DRIVES**



Full documentation included PLUS interface instructions where indicated. All equipment is shipped insured FOB Palo Alto within 14 days after check clears or COD order is received. Prices may change without notice.

**PACIFIC OFFICE SYSTEMS, INC.**  
2600 El Camino Real, Suite 502  
Palo Alto, Calif. 94306  
(415) 321-3866

Call or write for details, quantity prices, catalog. 15 day return privilege PLUS 90 day no charge replacement of defective parts. All orders shipped from stock. No back orders, no substitutions. M/C & VISA accepted.

7400 TTL			
SN7400N	16	SN7472N	29
SN7401N	18	SN7473N	35
SN7402N	18	SN7474N	49
SN7403N	18	SN7475N	35
SN7404N	18	SN7476N	5.00
SN7405N	20	SN7477N	5.00
SN7406N	29	SN7478N	5.00
SN7407N	29	SN7479N	5.00
SN7408N	20	SN7480N	5.00
SN7409N	20	SN7481N	5.00
SN7410N	18	SN7482N	5.00
SN7411N	25	SN7483N	5.00
SN7412N	25	SN7484N	5.00
SN7413N	20	SN7485N	5.00
SN7414N	20	SN7486N	5.00
SN7415N	25	SN7487N	5.00
SN7416N	25	SN7488N	5.00
SN7417N	20	SN7489N	5.00
SN7418N	20	SN7490N	5.00
SN7419N	25	SN7491N	5.00
SN7420N	20	SN7492N	5.00
SN7421N	29	SN7493N	5.00
SN7422N	29	SN7494N	5.00
SN7423N	25	SN7495N	5.00
SN7424N	25	SN7496N	5.00
SN7425N	29	SN7497N	5.00
SN7426N	29	SN7498N	5.00
SN7427N	25	SN7499N	5.00
SN7428N	29	SN7500N	5.00
SN7429N	29	SN7501N	5.00
SN7430N	20	SN7502N	5.00
SN7431N	25	SN7503N	5.00
SN7432N	25	SN7504N	5.00
SN7433N	25	SN7505N	5.00
SN7434N	25	SN7506N	5.00
SN7435N	25	SN7507N	5.00
SN7436N	25	SN7508N	5.00
SN7437N	25	SN7509N	5.00
SN7438N	25	SN7510N	5.00
SN7439N	25	SN7511N	5.00
SN7440N	25	SN7512N	5.00
SN7441N	25	SN7513N	5.00
SN7442N	25	SN7514N	5.00
SN7443N	25	SN7515N	5.00
SN7444N	25	SN7516N	5.00
SN7445N	25	SN7517N	5.00
SN7446N	25	SN7518N	5.00
SN7447N	25	SN7519N	5.00
SN7448N	25	SN7520N	5.00
SN7449N	25	SN7521N	5.00
SN7450N	25	SN7522N	5.00
SN7451N	25	SN7523N	5.00
SN7452N	25	SN7524N	5.00
SN7453N	25	SN7525N	5.00
SN7454N	25	SN7526N	5.00
SN7455N	25	SN7527N	5.00
SN7456N	25	SN7528N	5.00
SN7457N	25	SN7529N	5.00
SN7458N	25	SN7530N	5.00
SN7459N	25	SN7531N	5.00
SN7460N	25	SN7532N	5.00

## EXCITING NEW KITS!

### Regulated Power Supply

**5 to 15 VDC**

**NEW!**

- \*Full 1.5 amp at 5-10V output - Up to 1.5 amp at 15V output
- \*Heavy duty transformer
- \*3 terminal I.C. Volt. Reg.
- \*Heat sink provided for cooling efficiency
- \*PC Board construction
- \*120 VAC input
- \*Size: 3 1/4" x 5 1/2" x 2 1/4" H

### Digital Thermometer Kit

**NEW!**

- \*Dual sensors - switching control for indoor/outdoor or dual monitoring
- \*Continuous LED "8" digit display
- \*Range: -40° to 199° -40°C to 100°C
- \*Accuracy: ±1° nominal
- \*Set for Fahrenheit or Celsius reading
- \*Watt, volt, amperage, multi adapter incl.
- \*Size: 3 1/4" H x 6 5/8" W x 1 5/8" D

### JE210 5 to 15 VDC \$19.95

**ALSO AVAILABLE:**

**JE001 Digital Stopwatch kit . . . \$39.95**

**JE210 6 digit Clock Kit . . . \$19.95**

### JE300 \$39.95

**JE730 4 digit Clock Kit . . . \$14.95**

**JE2206B Func. Generator Kit . . . \$19.95**

**JE747 Jumbo 6 digit clock kit \$29.95**

C/MOS			
CD4000	23	CD4070	55
CD4001	23	CD4071	23
CD4002	23	CD4072	49
CD4003	1.19	CD4073	1.19
CD4004	25	CD4074	1.19
CD4005	49	CD4075	49
CD4006	49	CD4076	49
CD4007	49	CD4077	49
CD4008	49	CD4078	49
CD4009	49	CD4079	49
CD4010	49	CD4080	49
CD4011	23	CD4081	2.49
CD4012	23	CD4082	2.49
CD4013	23	CD4083	2.49
CD4014	23	CD4084	2.49
CD4015	1.39	CD4085	1.39
CD4016	1.39	CD4086	1.39
CD4017	1.39	CD4087	1.39
CD4018	1.39	CD4088	1.39
CD4019	1.39	CD4089	1.39
CD4020	1.39	CD4090	1.39
CD4021	1.39	CD4091	1.39
CD4022	1.39	CD4092	1.39
CD4023	1.39	CD4093	1.39
CD4024	1.39	CD4094	1.39
CD4025	1.39	CD4095	1.39
CD4026	1.39	CD4096	1.39
CD4027	1.39	CD4097	1.39

### DISCRETE LEADS

200" dia.		.125" dia.		.100" dia.	
XC556R green	5/81	XC209R red	5/81	XC111R green	5/81
XC556Y yellow	4/51	XC209G green	4/51	XC111Y yellow	4/51
XC556C clear	4/51	XC209Y yellow	4/51	XC111C clear	4/51

200" dia.		.185" dia.		.100" dia.	
XC22R green	5/81	XC526R red	5/81	XC111R green	5/81
XC22G green	4/51	XC526G yellow	4/51	XC111Y yellow	4/51
XC22Y yellow	4/51	XC526Y green	4/51	XC111C clear	4/51

170" dia.		.100" dia.	
MV10B red	4/51	XC526C clear	4/51

.085" dia.		.100" dia.	
MV50 red	6/51	XC111R green	5/81
INFRARED LED	3/51	XC111Y yellow	4/51
1/4"x1/4"x1/16" flat	5/81	XC111C clear	4/51

### DISPLAY LEADS

TYPE	POLARITY	HT	PRICE	TYPE	POLARITY	HT	PRICE
MAN 1	Common Anode-red	270	2.95	MAN 670	Common Anode-red ± 1	560	.99
MAN 2	5 x 7 Dot Matrix-red	300	4.95	MAN 670A	Common Cathode-red-D.D.	560	.99
MAN 3	Common Cathode-red	125	2.25	MAN 670B	Common Cathode-red ± 1	560	.99
MAN 4	Common Cathode-yellow	187	1.95	MAN 670C	Common Cathode-red	560	.99
MAN 5	Common Cathode-green	300	1.25	MAN 670D	Common Cathode-red	560	.99
MAN 6	Common Anode-yellow	300	.99	DL701	Common Anode-red ± 1	300	.99
MAN 7	Common Anode-yellow	300	.99	DL702	Common Cathode-red	300	.99
MAN 8	Common Anode-red	300	.99	DL703	Common Anode-red	500	1.49
MAN 9	Common Cathode-red	300	1.25	DL704	Common Anode-red	500	1.49
MAN 10	Common Cathode-yellow	300	.99	DL705	Common Anode-red	600	1.25
MAN 11	Common Cathode-green	300	.99	DL706	Common Anode-red	600	1.25
MAN 12	Common Cathode-orange	300	.99	DL707	Common Anode-red	600	1.25
MAN 13	Common Cathode-blue	300	.99	DL708	Common Anode-red	600	1.25
MAN 14	Common Cathode-purple	300	.99	DL709	Common Anode-red	600	1.25
MAN 15	Common Cathode-brown	300	.99	DL710	Common Anode-red	600	1.25
MAN 16	Common Cathode-white	300	.99	DL711	Common Anode-red	600	1.25
MAN 17	Common Cathode-black	300	.99	DL712	Common Anode-red	600	1.25
MAN 18	Common Cathode-gray	300	.99	DL713	Common Anode-red	600	1.25
MAN 19	Common Cathode-pink	300	.99	DL714	Common Anode-red	600	1.25
MAN 20	Common Cathode-olive	300	.99	DL715	Common Anode-red	600	1.25
MAN 21	Common Cathode-ivory	300	.99	DL716	Common Anode-red	600	1.25
MAN 22	Common Cathode-cream	300	.99	DL717	Common Anode-red	600	1.25
MAN 23	Common Cathode-pale yellow	300	.99	DL718	Common Anode-red	600	1.25
MAN 24	Common Cathode-pale green	300	.99	DL719	Common Anode-red	600	1.25
MAN 25	Common Cathode-pale blue	300	.99	DL720	Common Anode-red	600	1.25
MAN 26	Common Cathode-pale purple	300	.99	DL721	Common Anode-red	600	1.25
MAN 27	Common Cathode-pale brown	300	.99	DL722	Common Anode-red	600	1.25
MAN 28	Common Cathode-pale pink	300	.99	DL723	Common Anode-red	600	1.25
MAN 29	Common Cathode-pale gray	300	.99	DL724	Common Anode-red	600	1.25
MAN 30	Common Cathode-pale black	300	.99	DL725	Common Anode-red	600	1.25
MAN 31	Common Cathode-pale white	300	.99	DL726	Common Anode-red	600	1.25
MAN 32	Common Cathode-pale blue-gray	300	.99	DL727	Common Anode-red	600	1.25
MAN 33	Common Cathode-pale green-gray	300	.99	DL728	Common Anode-red	600	1.25
MAN 34	Common Cathode-pale yellow-gray	300	.99	DL729	Common Anode-red	600	1.25
MAN 35	Common Cathode-pale red-gray	300	.99	DL730	Common Anode-red	600	1.25
MAN 36	Common Cathode-pale orange-gray	300	.99	DL731	Common Anode-red	600	1.25
MAN 37	Common Cathode-pale purple-gray	300	.99	DL732	Common Anode-red	600	1.25
MAN 38	Common Cathode-pale brown-gray	300	.99	DL733	Common Anode-red	600	1.25
MAN 39	Common Cathode-pale pink-gray	300	.99	DL734	Common Anode-red	600	1.25
MAN 40	Common Cathode-pale gray-blue	300	.99	DL735	Common Anode-red	600	1.25
MAN 41	Common Cathode-pale green-blue	300	.99	DL736	Common Anode-red	600	1.25
MAN 42	Common Cathode-pale yellow-blue	300	.99	DL737	Common Anode-red	600	1.25
MAN 43	Common Cathode-pale red-blue	300	.99	DL738	Common Anode-red	600	1.25
MAN 44	Common Cathode-pale orange-blue	300	.99	DL739	Common Anode-red	600	1.25
MAN 45	Common Cathode-pale purple-blue	300	.99	DL740	Common Anode-red	600	1.25
MAN 46	Common Cathode-pale brown-blue	300	.99	DL741	Common Anode-red	600	1.25
MAN 47	Common Cathode-pale pink-blue	300	.99	DL742	Common Anode-red	600	1.25
MAN 48	Common Cathode-pale gray-blue	300	.99	DL743	Common Anode-red	600	1.25
MAN 49	Common Cathode-pale black-blue	300	.99	DL744	Common Anode-red	600	1.25
MAN 50	Common Cathode-pale white-blue	300	.99	DL745	Common Anode-red	600	1.25
MAN 51	Common Cathode-pale blue-purple	300	.99	DL746	Common Anode-red	600	1.25
MAN 52	Common Cathode-pale green-purple	300	.99	DL747	Common Anode-red	600	1.25
MAN 53	Common Cathode-pale yellow-purple	300	.99	DL748	Common Anode-red	600	1.25
MAN 54	Common Cathode-pale red-purple	300	.99	DL749	Common Anode-red	600	1.25
MAN 55	Common Cathode-pale orange-purple	300	.99	DL750	Common Anode-red	600	1.25
MAN 56	Common Cathode-pale purple-purple	300	.99	DL751	Common Anode-red	600	1.25
MAN 57	Common Cathode-pale brown-purple	300	.99	DL752	Common Anode-red	600	1.25
MAN 58	Common Cathode-pale pink-purple	300	.99	DL753	Common Anode-red	600	1.25
MAN 59	Common Cathode-pale gray-purple	300	.99	DL754	Common Anode-red	600	1.25
MAN 60	Common Cathode-pale black-purple	300	.99	DL755	Common Anode-red	600	1.25
MAN 61	Common Cathode-pale white-purple	300	.99	DL756	Common Anode-red	600	1.25
MAN 62	Common Cathode-pale blue-purple	300	.99	DL757	Common Anode-red	600	1.25
MAN 63	Common Cathode-pale green-purple	300	.99	DL758	Common Anode-red	600	1.25
MAN 64	Common Cathode-pale yellow-purple	300	.99	DL759	Common Anode-red	600	1.25
MAN 65	Common Cathode-pale red-purple	300	.99	DL760	Common Anode-red	600	1.25
MAN 66	Common Cathode-pale orange-purple	300	.99	DL761	Common Anode-red	600	1.25
MAN 67	Common Cathode-pale purple-purple	300	.99	DL762	Common Anode-red	600	1.25
MAN 68	Common Cathode-pale brown-purple	300	.99	DL763	Common Anode-red	600	1.25
MAN 69	Common Cathode-pale pink-purple	300	.99	DL764	Common Anode-red	600	1.25
MAN 70	Common Cathode-pale gray-purple	300	.99	DL765	Common Anode-red	600	1.25
MAN 71	Common Cathode-pale black-purple	300	.99	DL766	Common Anode-red	600	1.25
MAN 72	Common Cathode-pale white-purple	300	.99	DL767	Common Anode-red	600	1.25
MAN 73	Common Cathode-pale blue-purple	300	.99	DL768	Common Anode-red	600	1.25
MAN 74	Common Cathode-pale green-purple	300	.99	DL769	Common Anode-red	600	1.25
MAN 75	Common Cathode-pale yellow-purple	300	.99	DL770	Common Anode-red	600	1.25
MAN 76	Common Cathode-pale red-purple	300	.99	DL771	Common Anode-red	600	1.25
MAN 77	Common Cathode-pale orange-purple	300	.99	DL772	Common Anode-red	600	1.25
MAN 78	Common Cathode-pale purple-purple	300	.99	DL773	Common Anode-red	600	1.25
MAN 79	Common Cathode-pale brown-purple	300	.99	DL774	Common Anode-red	600	1.25
MAN 80	Common Cathode-pale pink-purple	300	.99	DL775	Common Anode-red	600	1.25
MAN 81	Common Cathode-pale gray-purple	300	.99	DL776	Common Anode-red	600	1.25
MAN 82	Common Cathode-pale black-purple	300	.99	DL777	Common Anode-red	600	1.25
MAN 83	Common Cathode-pale white-purple	300	.99	DL778	Common Anode-red	600	1.25
MAN 84	Common Cathode-pale blue-purple	300	.99	DL779	Common Anode-red	600	1.25
MAN 85	Common Cathode-pale green-purple	300	.99	DL780	Common Anode-red	600	1.25
MAN 86	Common Cathode-pale yellow-purple	300	.99	DL781	Common Anode-red	600	1.25
MAN 87	Common Cathode-pale red-purple	300	.99	DL782	Common Anode-red	600	1.25
MAN 88	Common Cathode-pale orange-purple	300	.99	DL783	Common Anode-red	600	1.25
MAN 89	Common Cathode-pale purple-purple	300	.99	DL784	Common Anode-red	600	1.25
MAN 90	Common Cathode-pale brown-purple	300	.99	DL785	Common Anode-red	600	1.25
MAN 91	Common Cathode-pale pink-purple	300	.99				



# BECKIAN ENTERPRISES



All Prime Quality — New Parts Only  
Satisfaction Guaranteed

**EDGE CARD CONNECTORS: GOLD PLATED.** (Not Gold Flash)  
BODY: Non brittle. Solvent res., G.E. Valox.  
CONTACTS: Bifurcated; Phos/Bronze; Gold over Nickel.  
ABBREVIATIONS: S/T Solder Tail; S/E Sold. Eyelet;  
W/W Wire Wrap 3; SW/W Short W/Wrap;

PART #	Description	Row Sp.	1-4	5-9	10-24
5010	50/100 S/T ALTAIR	.140	3.75	3.50	3.30
5020	50/100 S/T IMSAI	.250	3.95	3.75	3.50
5030	50/100 W/W IMSAI	.250	4.10	3.90	3.70
5040	50/100 S/E ALT/IMSAI	.140	5.00	4.50	4.25
5050	50/100 S/T CROMEMCO	.250	6.25	6.00	5.75
1450	IMSAI CARD GUIDES		0.16	0.14	0.12

**100" Contact Center Connectors.**

1020	13/26 S/E Imsai MIO:	.140	2.10	1.85	1.75
1040	25/50 S/E	.140	2.95	2.75	2.50
1050	25/50 S/T	.140	3.00	2.80	2.60
1060	36/72 W/W Vector.	.200	4.80	4.60	4.30
1065	36/72 S/T Vector.	.200	4.00	3.75	3.50
1070	40/80 S/E PET	.140	4.80	4.50	4.30
1075	40/80 W/W PET	.200	5.00	4.65	4.35
1080	40/80 S/T PET	.140	4.90	4.60	4.25
1085	43/85 S/E Cos.ELF	.140	5.00	4.75	4.50
1090	43/86 S/T Cos.ELF	.140	5.10	4.85	4.60
1093	43/86 S/T Cos.ELF	.200	4.95	4.70	4.45
1095	43/86 W/W Cos.ELF	.200	5.50	5.20	4.90
	POLARIZING KEYS: For Above		0.10	0.10	0.10

**156" Contact Center Connectors.**

1550	6/1 S/E PET,Etc	.140	1.30	1.10	0.90
1560	6/12 S/T PET:NSC.	.140	1.35	1.15	0.95
1575	12/24 S/E PET	.140	2.15	1.95	1.75
1580	12/24 S/T PET	.140	2.10	1.90	1.70
1590	15/30 S/E GRI Keybd.	.140	2.25	2.05	1.85
1620	18/36 S/E	.140	2.40	2.20	2.00
1650	22/44 S/E KIM,VECTOR	.140	2.20	2.00	1.80
1660	22/44 S/T KIM,VECTOR	.140	2.00	1.80	1.70
1670	22/44 W/W KIM,VECTOR	.200	2.40	2.20	2.00
1690	36/72 W/W	.200	3.90	3.75	3.50
1710	36/72 S/E	.140	3.50	3.30	3.10
1720	36/72 S/T	.200	3.30	3.10	2.90
1730	43/86 S/T Mot. 6800	.140	4.40	4.15	3.90
1740	43/86 S/T Mot. 6800	.200	4.35	4.10	3.85
1750	43/86 W/W Mot. 6800	.200	4.45	4.25	4.10
	POLARIZING KEYS: For Above		0.10	0.10	0.10

**RS232 & 'D' TYPE SUBMINIATURE CONNECTORS:**

QUANTITY		1-4	5-9	10-24
DE9P Male		1.45	1.35	1.25
DE9S Female		1.93	1.80	1.70
DE110963-1	2pc. Grey Hood	1.20	1.10	1.00
DA15P Male		1.95	1.80	1.70
DA15S Female		2.80	2.60	2.40
DA51211-1	1pc. Grey Hood	1.25	1.15	1.10
DA110963-2	2pc. Grey Hood	1.22	1.10	1.05
DB25P Male		2.20	2.10	1.90
DB25S Female		3.20	3.00	2.70
DB51212-1	1pc. Grey Hood	1.30	1.20	1.10
DB51226-1A	2pc. Black Hood	1.40	1.30	1.20
DB110963-3	2pc. Grey Hood	1.35	1.25	1.15
DC37P Male		3.70	3.50	3.35
DC37S Female		4.90	4.70	4.40
DC110963-4	2pc. Grey Hood	1.95	1.85	1.75
DD50P Male		4.40	4.30	4.10
DD50S Female		4.90	4.70	4.50
DD51216-1	1pc. Grey Hood	2.30	2.10	1.90
DD110963-5	2pc. Grey Hood.	2.40	2.20	2.00
D20418-2	Hardware Sets	0.75	0.70	0.65

**I.C. SOCKETS, GOLD.**  
**WIRE WRAP 3 TURN.**  
14 pin \$0.36 ea.  
16 pin 0.38 ea.

**I.C. SOCKETS.**  
**Dip Solder. Tin.**  
14 pin \$0.15 ea.  
16 pin 0.17 ea.

**8080 PRIME**  
\$8.00 ea.

**2708 EPDMS PRIME**  
\$14.00 ea.

**CONNECTORS FOR CENTRONICS 700 SERIES:**

Amphenol 57-30360 For Back of Centronics '700' Series:  
Price: \$9.00ea. 5 pcs. \$7.50ea.

**WHISPER FANS:** Excellent for Computer cabinet cooling. Extremely quiet.  
Dim. 4-3/4" x 1-1/2" thick. U.L. Listed. 1-4 5-9 10-24  
\$22.00 \$19.00 \$18.00

**WRITE FOR LARGER QUANTITY DISCOUNTS. DEALER INQUIRIES ARE WELCOME.**

**WE ARE CONNECTOR (EDGE CARD) SPECIALISTS. IF YOU DO NOT SEE WHAT YOU NEED IN THIS ADVERTISEMENT, PLEASE WRITE US. WE WILL REPLY.**

**TERMS:** Minimum Order \$10.00; Add \$1.25 for handling and shipping. All orders over \$25.00 in USA and Canada: **WE PAY THE SHIPPING.**

**NOTE:** CA residents please add 6% sales tax.

**NO C.O.D. SHIPMENTS OR ORDERS ACCEPTED.**

**MAIL ORDERS TO: Beckian Enterprises**

**P.O. Box 3089  
Simi Valley, CA 93063**

# COMPUCOLOR II IS HERE!!

HERE IS A SURPRISINGLY  
AFFORDABLE COMPUTER  
THAT MAKES THE COMPE-  
TITION LOOK TWICE !!

## STANDARD FEATURES


- \* 13" COLOR CRT
- \* SPECIAL GRAPHICS PKG.
- \* EXTENDED DISK BASIC
- \* MINI DISK DRIVE
- \* 8K RAM MEMORY
- \* 72 KEY KEYBOARD

## PRICE & OPTIONS

- MODEL 3 — 8K USER RAM - 1495.00
- MODEL 4 — 16K USER RAM - 1695.00
- MODEL 5 — 32K USER RAM - 1995.00
- 2nd DISK DRIVE - 400.00
- EXPANDED KEYBOARD - 135.00
- FORMATTED DISKETTE - 5.00
- MANY PROGRAMS AVAILABLE \*

## TO ORDER

SEND CHECK OR MONEY ORDER  
CALIF. RES. add 6% TAX  
shipping 1% all orders  
CATALOG — 50¢



# HOLLYWOOD SYSTEMS

9100 SUNSET BLVD.  
SUITE 112  
L.A. CALIF. 90069

# WAMECO

## THE COMPLETE PC BOARD HOUSE EVERYTHING FOR THE S-100 BUSS

- \* **FPB-1** FRONT PANEL BOARD  
Hex Displays, IMSAI Replaceable .....\$54.95
- \* **FDC-1** FLOPPY DISC CONTROLLER BOARD  
Controls up to 8 Discs .....\$45.00
- \* **MEM-1A** 8K BYTE 2102 RAM Board ....\$31.95
- \* **MEM-2** 16K BYTE 2114 RAM Board ....\$31.95
- \* **CPU-1** 8080A CPU Board  
With Vector Interrupt .....\$31.95
- \* **EPM-1** 4K BYTE 1702A EPROM .....\$29.95
- \* **EPM-2** 16K or 32K BYTE EPROM  
2708 or 2176 interchangeable .....\$30.00
- \* **QMB-9** 9 SLOT MOTHER BOARD  
Terminated .....\$35.00
- \* **QMB-12** 12 SLOT MOTHER BOARD  
Terminated .....\$40.00
- \* **RTC** REALTIME CLOCK  
Programmable Interrupts .....\$27.95

FUTURE PRODUCTS: 80 CHARACTER VIDEO BOARD,  
IO BOARD WITH CASSETTE INTERFACE.

**DEALER INQUIRIES INVITED, UNIVERSITY DISCOUNTS AVAILABLE  
AT YOUR LOCAL DEALER**



WAMECO INC. 111 GLENN WAY #8, BELMONT, CA 94002 (415) 592-6141



FORMERLY CYBERCOM/SOLID STATE MUSIC.

- CB-1** 8080 Processor Board, 2K of PROM 256 BYTE RAM power on/rest Vector Jump Parallel port with status. Kit .....\$125.95 PCBD .....\$28.95
- MB-6A** Basic 8KX8 ram uses 2102 type rams, S-100 buss. Kit 450 NSEC .....\$123.95 PCBD .....\$24.95
- MB-7** 16KX8, Static RAM uses  $\mu$ P410 Protection, fully buffered KIT .....\$299.95
- MB-8A** 2708 EROM Board, S-100, 8KX8 or 16KX8 kit without PROMS \$75.00 PCBD \$28.95
- MB-9** 4KX8 RAM/PROM Board uses 2112 RAMS or 82S129 PROM kit without RAMS or PROMS \$72.00
- IO-2** S-100 8 bit parallel I/O port. 2/3 of boards is for kludging. Kit .....\$46.00 PCBD .....\$26.95
- IO-4** Two serial I/O ports with full handshaking 20/60 ma current loop: Two parallel I/O ports. Kit .....\$130.00 PCBD .....\$26.95
- VB-1B** 64 x 16 video board, upper lower case Greek, composite and parallel video with software. S-100. Kit .....\$125.00 PCBD .....\$26.95
- Allair Compatible Mother Board, 11 x 11 1/2 x 1/2" Board only .....\$39.95. With 15 connectors. \$94.95  
Extended Board full size. Board only \$ 9.49  
With connector .....\$13.45
- SP-1** Synthesizer Board S-100  
PCBD .....\$42.95 KIT .....\$135.95
- |         |      |                       |         |
|---------|------|-----------------------|---------|
| 82S23   | 1.50 | PRIME SUPPORT         |         |
| 82S123  | 1.50 | 8080A                 | \$ 9.95 |
| 82S126  | 1.95 | 8212                  | 3.25    |
| 82S129  | 1.95 | 8214                  | 6.50    |
| 82S130  | 3.95 | 8224                  | 3.49    |
| 82S131  | 3.95 | 2114 (450 NS) Low PWR | 7.25    |
| MM16330 | 1.50 | 2114 (250 NS) Low PWR | 7.99    |
| IM5600  | 1.50 | 2102A-2L              | 1.60    |
| IM5603  | 1.95 | 2102A-4L              | 1.25    |
| IM5604  | 3.95 | 2708 450 NSEC         | 8.95    |
| IM5610  | 1.50 | 1702A-6               | 3.50    |
| IM5623  | 1.95 | 4116 (Apple RAM)      | 12.95   |
| IM5624  | 3.95 |                       | 8/89.95 |



WAMECO INC.

- FDC-1** FLOPPY CONTROLLER BOARD will drive shugart, pertek, remic 5" & 8" drives up to 8 drives, on board PROM with power boot up, will operate with CPM (not included).  
PCBD .....\$42.95
- FPB-1** Front Panel. IMSAI size, hex displays. Byte. or instruction single step.  
PCBD .....\$47.50
- MEM-1** 8KX8 fully buffered, S-100, uses 2102 type rams PCBD .....\$25.95
- QM-12** MOTHER BOARD. 13 slot, terminated, S-100 board only .....\$34.95
- CPU-1** 8080A Processor board S-100 with 8 level vector interrupt PCBD .....\$26.95
- RTC-1** Realtime clock board. Two independent interrupts. Software programmable. PCBD .....\$25.95
- EPM-1** 1702A 4K Eprom card PCBD .....\$25.95
- EPM-2** 2708/2716 16K/32K EPROM CARD PCBD .....\$25.95
- QM-9** MOTHER BOARD. Short Version of QM-12. 9 Slots PCBD .....\$30.95
- MEM-2** 16K x 8 Fully Buffered 2114 Board PCBD .....\$26.95
- 16K RAM BOARD** by CCS fully buffered, bank select standard to IEE buss gold fingers, solder mask, plated thru holes, silk screened PCBD \$26.95
- KLUDGE BOARD** by CCS for S-100 glass epoxy over 2600 plated through holes, 4 regulators with CAPS all S-100 functions labeled, gold fingers. PCBD .....\$29.95



(415) 592-1800

419 Portofino Drive San Carlos, California 94070  
Please send for IC, Xistor and Computer parts list.

### MAY SPECIAL SALE ON PREPAID ORDERS

(charge cards not included on this offer)

- WAMECO REAL TIME CLOCK BOARD.** Kit with all factory marked parts .....\$54.95  
PCBD .....\$23.95
- FPB-1** with Mikos #14 Front Panel Kit .....\$124.95

### MIKOS PARTS ASSORTMENT WITH WAMECO AND CYBERCOM PCBDS

- MEM-2** with MIKOS #7 16K ram with L2114 450 NSEC .....\$235.95
- MEM-2** with MIKOS #13 16K ram with L2114 250 NSEC .....\$269.95
- MEM-1** with MIKOS #1 450 NSEC 8K RAM .....\$123.95
- CPU-1** with MIKOS #2 8080A CPU .....89.95
- MEM-1** with MIKOS #3 250 NSEC 8K RAM .....144.95
- QM-12** with MIKOS #4 13 slot mother board .....89.95
- RTC-1** with MIKOS #5 real time clock .....60.95
- VB-1B** with MIKOS #6 video board less molex connectors .....99.95
- EMP-1** with MIKOS #10 4K 1702 less EPROMS .....49.95
- EPM-2** with MIKOS #11 16-32K EPROMS less EPROMS .....59.95
- QM-9** with MIKOS #12 9 slot mother board .....75.00

MIKOS PARTS ASSORTMENTS ARE ALL FACTORY PRIME PARTS. KITS INCLUDE ALL PARTS LISTED AS REQUIRED FOR THE COMPLETE KIT LESS PARTS LISTED. ALL SOCKETS INCLUDED.

VISA or MASTERCARD: Send account number, interbank number, expiration date and sign your order. Approx. postage will be added. Check or money order will be sent post paid in U.S. If you are not a regular customer, please use charge, cashier's check or postal money order. Otherwise there will be a two-week delay for checks to clear. Calif. residents add 6% tax. Money back 30 day guarantee. We cannot accept returned IC's that have been soldered to. Prices subject to change without notice. \$10 minimum order. \$1.50 service charge on orders less than \$10.00.

# ATTENTION TRS-80 & APPLE USERS

## A PRINTER FOR YOUR COMPUTER



**\$995<sup>00</sup>**  
**MODEL 3S-80** for TRS-80  
 Ready to plug into your expansion interface.

**MODEL 3S-PP**  
 for computers with 8 bit serial port.

**MODEL 3S-SS**  
 for computers with RS-232 port.

**\$1095<sup>00</sup>** for  
**MODEL 3S-AA**  
 Includes RS-232 card for Apple II  
 Specify model number on order.

- Ready to plug into your computer
- Very high quality print
- Completely refurbished IBM 731 I/O Selectric terminal in a new table
- Upper & lower case removable type ball
- Special I/O interface
- Heavy duty re-mfg. IBM power supply

**TERMS: VISA, MASTERCARD, Cashier Check or Money Order. C.O.D. with 10% down. Shipping Via Air or Truck collect.**

### 3 S SALES

P.O. BOX 45944  
 TULSA, OK 74145  
 918/622-1058

**PET 2001 PERSONAL COMPUTER**  
 Quite portable, very affordable and unbelievably versatile, the PET computer may very well be a lifetime investment.... **\$595**  
 2001 4K bytes memory . . . . . \$1195.00  
 2001-8 Computer 8K bytes with integral cassette and calculator type keyboard. . . . . \$ 795.00  
 2001-16N Computer 16K bytes, large keyboard w/separate numeric keypad and graphics on keys. . . . . \$ 995.00  
 2001-16B Computer As above but standard typewriter keyboard. No graphics. . . . . \$ 995.00  
 2001-32N Computer identical to 2001-16N except has 32K bytes of memory. . . . . \$1195.00  
 2001-32B Computer identical to 2001-16B except has 32K bytes of memory. . . . . \$1195.00  
 2021 Printer 80 column dot matrix electrostatic printer, full graphics capability. . . . . \$ 649.00  
 2022 Printer 80 column dot matrix printer with plain paper or forms handling tractor feed, has full graphics. . . . . \$ 995.00  
 2023 Printer 80 column dot matrix printer, plain paper printer with full graphics. . . . . \$ 849.00  
 2040 Floppy Disk Dual drive intelligent mini floppy system, 343K net user storage. . . . . \$1095.00  
 2041 Floppy Disk Single drive intelligent mini floppy with 171.5K net user storage. . . . . \$ 595.00  
 C2N External Cassette Cassette player/recorder to use with PET 2001/16/32. . . . . \$ 95.00  
**MANUAL User Manual 160 page covering all facets of operation, programming and I/O for PET computers. . . . . \$ 9.95**

**FLUKE Model 8020A**  
 OPERATES ON EITHER + SINGLE 12V SUPPLY + 5V SPLIT SUPPLY  
 INCLUDES ALL PARTS TO BE MOUNTED ON PC BOARD.  
**\$19.95**  
 POWER SUPPLY NOT INCLUDED

**FUNCTION GENERATOR KIT XR2206KB**  
 OPERATES ON EITHER + SINGLE 12V SUPPLY + 5V SPLIT SUPPLY  
 INCLUDES ALL PARTS TO BE MOUNTED ON PC BOARD.  
**\$19.95**  
 POWER SUPPLY NOT INCLUDED

**LIQUID CRYSTAL DISPLAY LCD106**  
**\$17.30**  
 Ultra-Low Power Consumption—Rapid Response Time—Reflective Aluminum Foil—Superior MTBF—High Contrast Ratio—Wide Viewing Angle—Proven Sealing Techniques—5 in. Digit Height.

**LED Bar Graph Array & Driver**  
 GL-112R3 LED Array is a red LED arranged in a 12 dot graph configuration. When used in combination with the IR-2406, linear level indications can be generated.  
 1-24 \$6.00 25 up \$4.90 100 up \$4.00  
 IR-2406  
 GL-112R3  
 IR2406 LED Driver is an integrated circuit LED driver with 12 outputs. Each successive output turns the LED's on in steps equal to: Vref(Max.) - Vref(Min.)/13  
 1-24 \$5.40 25 up \$4.50 100 up \$3.60

**SOCERER COMPUTER**  
 SPEAKS YOUR LANGUAGE  
 FEATURES: 280 - 4K ROM - 16K RAM - Dual Channel I/O - 30 Lines of 84 Characters - Defined Characters and 84 User Defined Characters - 817 x 240 Graphics Resolution - Edge Card Connector to E-100 Bus - Serial and Parallel I/O.  
 DP1000-2 18K Storage \$1190.00 DP4002 Video Display Cable \$ 4.95  
 DP1006 Video Display 299.00 DP5001 Operation Manual 11.95  
 DP2001 EPROM Pac 49.00 DP5002 Standard Basic Manual 11.95  
 DP2002 Standard Basic Pac 99.00 DP5003 Technical Manual 11.95  
 DP3003 Development Pac 99.00 DP5004 8-100 Expansion Unit Manual 9.95  
 DP5004 Word Processing Pac 99.00 DP5005 Development Manual 11.95  
 DP4001 Cassette Recorder Pac 4.95 DP5007 Word Processing Manual 11.95

**1802 SERIES**  
 LD=Ceramic -55° to +125° C  
 LE=Epoxy -40° to +85° C  
 1802LD \$19.95 1802LE \$11.20  
 1822LD 14.00 1822LE 8.05  
 1824LD 7.75 1824LE 3.55  
 1851LD 8.25 1851LE 1.90  
 1853LD 5.65 1853LE 1.45  
 1854LD 11.70 1854LE 8.50  
 1856LD 8.50 1856LE 1.10  
 1857LD 5.50 1857LE 1.10  
 1858LD 5.55 1858LE 1.45  
 1859LD 5.55 1859LE 1.47

**Ballantine Model 1010A Dual Channel/X-Y Scope**  
*A professional oscilloscope to fit your basic needs*  
**\$695**

**DECODER/DRIVER/LATCH**  
 CMOS 7-Segment decoder driver incorporating input latches and bipolar NPN output circuits, each segment capable of sourcing 25mA to drive LED, incandescent, fluorescent, gas discharge or LCD displays directly.  
 MD4311BE(HEX) . . . . . \$2.08  
 MD4511BE(BCD) . . . . . \$2.08

**HICKOK LX 303 DIGITAL MULTIMETER**  
 Compact. Accurate. Dependable. With easy-to-read 1/2" liquid crystal display for convenient use in any kind of light. Weighs only 8 ounces. Operates up to 200 hrs on a single 9 volt battery. Nineteen ranges including 200mV to 1000VDC, 100 to 10 Megohms, 100 and 1000 VAC ranges, 10uA and 10mA ranges. Excellent overload protection, color coordinated case and color coded panel.  
**\$74.95**

**EXAR**  
 XR205 \$8.40 XR2201CN \$1.53 XR2208N \$8.88 XR2272CP \$1.15  
 XR21D 4.40 XR2201CP 1.33 XR2209CP 1.72 XR2585CN 3.52  
 XR21E 4.40 XR2202CP 1.33 XR2211CN 6.21 XR2586CP 3.20  
 XR230P 1.82 XR2203CP 1.33 XR2211CP 6.28 XR2587CN 3.71  
 XR234CP 2.70 XR2204CP 1.33 XR2212CP 4.37 XR2587CP 2.76  
 XR255CP .45 XR2205CP 1.33 XR2216CN 6.40 XR3403CP 1.22  
 XR1555CP 1.50 XR2206KB 19.95 XR2240CN 3.66 XR3524CP10.70  
 XR556CP .85 XR2207CN 1.33 XR4136CN 1.81  
 XR587CN 1.51 XR2207CP 4.20 XR4136CP 1.22  
 XR1310P 1.31 XR2208N 8.88 XR4161CP 2.95  
 XR1310EP 1.31 XR2209CN 1.33 XR4194CN 3.81  
 XR1458CP .86 XR2209N 11.20 XR2240CP 3.44 XR4195CP 1.42  
 XR1468CN 3.64 XR2207CN 4.28 XR2240N 6.24 XR4212CP 2.05  
 XR1468N 1.42 XR2207CP 3.32 XR2242CN 1.60 XR4558CN .93  
 XR1488P 1.31 XR2207N 6.28 XR2242CP 1.60 XR4568CP .75  
 XR1489AN 1.42 XR2207P 4.20 XR2264CP 4.24 XR4739CN 1.63  
 XR1489AP 1.31 XR2208CN 5.50 XR2265CP 4.90 XR4739CP 1.12  
 XR2200CP 1.17 XR2208CP 6.28 XR2271CP 1.16 XR4741CP 1.47

**SYM-1**  
 The Complete MICRO-Computer System  
**\$269.00**

**KIM-1 MICROCOMPUTER**  
 Fully Assembled & Tested  
**\$179.00** including Documentation

**HYBRID AUDIO POWER AMPLIFIER**  
 P/N Power Matching Transformer  
 SI-1010G(10W) \$ 6.95 TR10 \$ 7.90  
 SI-1020G(20W) \$13.95 TR20 \$10.90  
 A-SI-8(Socket for above) .95  
 SI-1030G(30W) \$19.00 TR30 \$12.90  
 SI-1050G(50W) \$27.80 TR50 \$17.90  
 A-SI-10(Socket for above) .95  
 \* Note: One Transformer can power two audio amplifiers.

**GRI KEYBOARDS AND ACCESSORIES**  
 753K 53 Key Phone Style Kybd w/lower case \$ 65.95  
 753A Same as above except Assembled and tested 79.95  
 756K 56 Key, Full ASCII Keyboard KIT 69.95  
 756A Same as above except Assembled and tested 82.95  
 771 71 Key, Deluxe Kybd In Enclosure, Asm and tested 149.95  
 716 16 Key Hex Pad, Assembled and tested 29.95  
 701 Plastic Enclosure for 753/756 15.00  
 702 Steel Enclosure for 753/756 29.95  
 753MF Mounting Frame for 753 6.95  
 756MF Mounting Frame for 756 6.95  
 SA1A Converts 753/756 to Serial Output 89.95

**5% CARBON FILM 1/4W RESISTORS \$1.69 1/2W \$1.79**  
 All values from 10Ω to 10 MΩ - Only in multiples of 100 pcs per value

**Intersil LED or LCD 3 1/2 DIGIT PANEL METER KITS**  
 BUILD A WORKING DPM IN 1/2 HOUR WITH THESE COMPLETE EVALUATION KITS  
 Text these new parts for yourself with interests free cost prototyping kits, complete with A/D converter and LCD display (or the 7106) or LED display (or the 7107). Kits provide all materials, including PC board, for a functioning panel meter.  
 ICL7106V(LCO) \$29.95 ICL7107(LED) \$24.95

**15 Megahertz PORTABLE MINI-SCOPES**  
 DUAL TRACE MS-215 \$435.00  
 SINGLE TRACE MS-15 \$318.00  
 PORTABLE (2.7" H x 6.4" W x 7.8" D) WITH RECHARGEABLE BATTERIES & CHARGER  
 AVAILABLE OPTIONS—usable on both the MS215 and the MS15  
 41-140 Leather Carrying Case \$46.00 — 41-141 10 to 1 Probe \$24.50

**ANCRONA** Send Check or Money Order to: P.O. Box 2208Y, Culver City, CA 90230. California residents add 6% sales tax. Minimum Order; \$10.00. Add \$1.00 to cover postage and handling. Master Charge and Visa welcomed. Please include your charge card number, Interbank number and expiration date. PHONE ORDERS (213) 641-4064

ARIZONA ANCRONA 4315 E. Broadway Tucson, AZ 85711 (602) 881-2348	CALIFORNIA ANCRONA 11080 Jefferson Blvd Culver City, CA 90230 (213) 390-9695	CALIFORNIA ANCRONA 1300 E. Colton Ave Santa Ana, CA 92705 (714) 547-8424	OREGON ANCRONA 1129 N.E. 82nd Ave Portland, OR 97220 (503) 264-6641
CANADA, B.C. ANCRONA 5558 Fraser St. Vancouver, B.C. V5W 2V4 (604) 324-0707	FLORIDA ANCRONA 1064 E. El Centro Blvd Sunnyvale, CA 94087 (408) 243-4121	GEORGIA ANCRONA 3330 Piedmont Rd., N.E. Atlanta, GA 30305 (404) 261-1100	TEXAS ANCRONA 2848 Richmond Houston, TX 77098 (713) 626-3488

# \*MEMORY SALE! have it your way . . .

**16K \$295.00!! (4MHz) (Reg. \$370.00)**


**32K \$485.00!! (4MHz) (Reg. \$620.00)**

ALL BOARDS ASSEMBLED AND TESTED . . . . . (KIT PRICING AVAILABLE)



- Extended addressing allows board to exist anywhere in 256K memory on standard S-100 bus
- LOW Power, 1.6 amp per 16K
- 9 Regulators for perfect heat distribution
- Static, of course
- Phantom line
- Each 4K block locateable anywhere
- Fully tested and burned in for 48 hours

ADD-ON MEMORY CHIPS -- \$4.95 EACH!! (TMS 4044 or MM 5257) -- 8 Chips -- Minimum Order

\*Sale ends June 1, 1979




← 16K  
32K →




**Z-80 CPU (one serial chip set, less eprom) \$195.00 (Reg. \$280.00)**

- 2 Parallel + 2 Serial Port
- 2 MHz or 4 MHz Switch Selectable
- Baud Rates 150-9600
- Power on Jump to On/Board Eprom (2708 or 2716)
- Memory Management on A16 and A17



**VIDEO TERMINAL SIMULATOR \$295.00 (Reg. \$400.00)**

- Plugs into S-100 Bus and simulates all functions of a Soroc or other RS-232 type terminal. A simple video monitor such as a Sanyo or Sony TV will perform as a smart terminal by writing into an IO Port.
- 2K Eprom, 4K Ram (2 video pages on 16 x 64)
- Lower Case Descenders (16 x 64 or 24 x 80)
- Tabs, protected fields, home/load cursor, blink, reverse video, underline, page erase, etc. (Intel 8275 CRT controller)



**DOUBLE DENSITY DISC CONTROLLER \$385.00**

- CPM\* Compatible, TARBELL Pin-out compatible
- On/Board Boot
- 2 or 4 MHz Jumper Selectable
- 8 inch Single or Double sided (5.25 inch available)
- 52 Sectors, runs CPM\*, IBM Format

\*CPM is a trademark of Digital Research, Inc.

West:

**DELTA PRODUCTS**

1653 E. 28th Street  
Long Beach, Calif 90806  
Tel (213) 595-7505

ORDER NOW !!

← SALES AND SERVICE →

East:

**DELTA PRODUCTS**

1254 South Cedar Road  
New Lenox, Illinois 60451  
Tel (815) 485-9072

Circle 89 on inquiry card.

Dealer inquiries invited.

Personal checks must clear before shipment • 90 day unconditional warranty • B of A, M/C Okay

# Unclassified Ads

## NEW UNCLASSIFIED POLICY

Readers who have equipment, software or other items to buy, sell or swap should send in a clearly typed notice to that effect. To be considered for publication, an advertisement must be clearly noncommercial, typed double spaced on plain white paper, contain 75 words or less, and include complete name and address information.

These notices are free of charge and will be printed one time only on a space available basis. Notices can be accepted from individuals or bona fide computer users clubs only. We can engage in no correspondence on these and your confirmation of placement is appearance in an issue of BYTE.

Please note that it may take three or four months for an ad to appear in the magazine.

**FOR SALE:** 8080A S-100 microprocessor with Morrows processor and I/O (input/output) boards, Processor Technology VDM-1 video, 8 K static programmable memory, and ASCII keyboard. BASIC running, programs included. Full documentation! Cost over \$850, asking \$500 plus shipping. Milan D Chepko, 119 Belleville Ct, Thief River Falls, MN 56701.

**FOR SALE:** Digital Group parallel I/O (input/output) card. Adds four input and four output ports to any Digital Group system. Add joysticks, printer, digitizer, etc to your system. \$75 or best offer. John Case, 6703 Timberhill, San Antonio TX 78238, (512) 681-7504.

**WANTED:** Maintenance manual or schematic information for Frieden Flexowriter model 2301A or similar unit. Will pay \$5. for schematic or \$25 for manual. William A Brown, 79 Salem Hi Rd, Howell NJ 07731, (201) 364-6532.

**GAMES FOR SALE:** Programs on cassette for Level I TRS-80. Star Trek (so compact it runs on 4 K) \$10. Ping-Pong (4 K) \$5. Lunar Lander (4 K) \$5. Add \$5 for cassette and shipping. M Feeley, 150-15 Ave, Iberville Quebec CANADA, J2X 1A3.

**FOR SALE:** Digital Group Z-80 system with 8 inch disk and Diskmon, 34 K static memory, keyboard and monitor. All in Digital Group cabinets. \$2950 or best offer. John Ciaccia, 5707 Valley Pt, San Antonio TX 78233, (512) 654-0338 evenings.

**FOR SALE:** Apple II 32 K, Disk II, Applesoft read only memory card, carrying case, disk binder, with over 100 programs, three months old. \$1975. Ship UPS. Peter Sils, 2065 California St, Apt #1, Mountain View, CA 94040, (415) 965-2775.

**FOR SALE:** Heathkit H8 and H9 with cassette recorder, I/O (input/output) interface. 8 K with manual set. Extended Benton Harbor BASIC. Unit up and running. \$1100. Will deliver free anywhere in Northeast from Virginia north. R D Morgan, 2433 Hepplewhite Dr, York PA 17404, (717) 767-4770.

**FOR SALE:** Hewlett-Packard HP-25C programmable calculator with continuous memory. Recharger/AC adaptor. Programming pad. 120 page owners handbook, 161 page book of applications programs. Like new with case, original box and stand. Cost new \$199. I'll pay UPS and ship it to you for \$100. Greg Glau, POB 1627, Prescott AZ 86302, (602) 445-3212.

**MOTOROLA D2 USERS:** A manual of experiments on 6800 microcomputers containing 73 Assembly language problems. A step-by-step approach to learn to use the 6800 assembly language, digital I/O (input/output), interrupts and many programming techniques with solutions. \$5. K K Rao, Dept of Physics, Western Michigan University, Kalamazoo MI 49008.

**FOR SALE:** H11 (LSI processor) with arithmetic chip and 16 K. Manuals and software. New cost (kit) \$1,850. Would like \$1,600. Also H10A; new cost (kit) \$350, but have had trouble. Will sell for \$200, with manuals. James L Achord, 2500 North State St, Jackson MS 39216.

**FOR SALE:** TI Microterminal for use with TM990 series microcomputers. \$75. 12 inch modified line isolated video processor. \$60. Quality keyboard case. \$25. Miscellaneous character generators, 2102s, 1702As. K Zandler, 481 N Armistead St, Alexandria, VA 22312, (703) 664-6460 during day.

**HELP:** Need Memorex Model 1240 terminal service manual. Also print cartridge and print cartridge drive belt. Johannes Oelke, 8852 Rock Forest Dr, St Louis MO 63123, (314) 421-5055 (Mon thru Fri) or (314) 843-5609 evening.

**WANTED:** New or used dumb video display or PET. Also a modem for either. Jonathan Guttenburg, 125 E 72 St, New York NY 10021.

**FOR SALE:** Heath H8, 16 K, serial I/O (input/output), video display terminal, and all Heath software. Working great. Bargain at \$1000. Jeff Lambros, 7 Parkshore Cir, Sacramento CA 95831, (916) 422-7802.

**FOR SALE:** KIM-1, TVT-6 and an ASCII Keyboard wired with software for use as an ASCII controlled video terminal. Complete documentation. Plus *First Book of KIM, Cheap Video Cookbook, KIM-1 User Notes, Microchess* and other utility and game programs on cassette. Will pay shipping. \$250. John Dobiak, QTRS 770-2, Ft Ritchie, MD 21719, (301) 241-4744.

**FOR SALE:** Heath H9 video terminal. Up and running, all documentation included. \$425. Dr Bauman, 509 Wolcott Rd, Wolcott CT 06716 (203) 879-3855.

**WANTED:** Information on the IBM Cardtype typewriter, type 866 and 868 or on the IBM electric typewriter Model 11C. I would like manuals, parts, or other data to help me convert this machine to a printer for a 6800 microcomputer. John Kluth, 1060 DeLeone Dr, Kent OH 44240.

**WANTED:** Operations manual and schematic for a Dumont Labs type 350-R oscilloscope. Will pay any reasonable price for copies. James Brown, 15 New Ocean St, Lynn MA 01902.

**FOR SALE:** TMS-9900 16 bit Technico starter system with monitor, Assembler, 1.5 K power, manuals. \$450. Datel Selectric terminal with full ASCII I/O (input/output) RS-232, extensive manual \$700. Power Supply  $\pm 5 V \pm 12 V$  common ground at 1.3 A regulated and protected \$50. David Lynn, 1913 Kingsland Av, Orlando FL 32808, (305) 293-4074 after 6 pm.

**WANTED:** Back issues of *Software-Practice and Experience, Computer Graphics, Computer Journal, SIAM journals*; other computer journals excluding ACM. William G Hutchison Jr, Princeton Arms N 191, Cranbury NJ 08512, (609) 443-6631.

**EMPLOYMENT WANTED:** Graduated December 1978 from Central Michigan University with a Bachelor of Independent Study degree in Electronic Sound Synthesis (minor in Computer Science). Also hold Associate degree in Industrial Electronics. Seeking employment in electronic sound synthesis but will consider other areas. I have an excellent background in microcomputers. Steven Petersen, 3111 Bird Av NE, Grand Rapids MI 49505, (616) 361-6083.

**FOR SALE:** Heath H10 reader/punch assembled and tested. Never bought rest of Heath system. \$280. Also Scientific Devices digital capacitance meter, factory built, \$60. Jeff Duntemann, 6208 N Campbell Av, Chicago IL 60659, (312) 764-5069 evenings. 648-1668 days.

**FOR SALE:** TRS-80 owners. The exciting game of Othello in 4 K Level. Two variations on one cassette: you play computer or you play opponent. Games on cassette plus documentation. Guaranteed. \$5. Chuck Malmquist, 915 Aberdeen Dr, Sunnyvale CA 94087.

**FOR SALE:** Several Digital Group Real World interface systems. Interfaces to any 8 bit machine with parallel I/O (input/output) ports. Has plugins for AC and DC controllers, analog-to-digital and digital-to-analog converters, temperature and current probes, and prototyping boards for custom circuits. A B Neel, 400 S Lipan # 2, Denver CO 80223.

**FOR SALE:** Two complete control data RPC 4000 computers with some spare circuit boards. Also two autotypists with card punch. Make offer. Frank Booth (501) 452-4946.

**FOR SALE:** Complete ELF II, almost new. Includes computer board with five edge connectors and case, Giant I/O (input/output) cassette and monitor board, two 4 K memory boards, cased ASCII keyboard, power supply, modulator, connectors, software. Worth over \$600. Asking \$400, will listen to offers. Contact R J Crafts, POB 139, Oak Bluffs MA 02557, (617) 693-2175.

**FOR SALE:** Paratronix model 100A logic analyzer, new, assembled and working, \$165 (factory price: \$229 kit, \$295 assembled). I bought a Paratronix 150. C J Drost, Cornell University, College of Vet Med, Ithaca NY 14853, at office: (607) 256-2121, or at home (607) 272-2458.

**FOR SALE:** Heathkit owners; assembled 12 K programmable memory board for H8. \$180. (God-bout Econoram VI). Darrell Mears, 201 Prospect St, Blacksburg VA 24060.

**FOR SALE OR TRADE:** Integrand S-100 rack mountable mainframe. Includes 11 slot motherboard, five connectors in place, 15 A power supply, and fan. Never been used. First check or money order for \$220, or I will trade it for a KIM-1 like new with power supply and all manuals. David Minuk, 467 E College St, Murfreesboro TN 37130, (615) 890-1701.

**WANTED:** Operating manual, service manual, and used disk packs for an IBM 2311 disk drive. Also any information pertaining to a source for the above or use of the 2311 in a hobby computer. Mike Braun, 200 N Adams, Mt Pleasant IA 52641 (319) 385-2000.

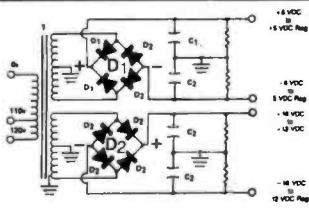
**WANTED:** Technical data on a Foto-Mem-Inc video display terminal. Has Ball Brothers video display model TV-12C 7-012-0100, micro switch keyboard SW-10255 and auxiliary keypad SW-10112. Display 80 characters, 24 lines. Fred Ordway, POB 5946, Bethesda MD 20014.

**FOR SALE:** Digital Group 10 K Z-80 system with two Phi-Decks 64 character-video, Javelin monitor, keyboard, power supplies. No cabinets. Fully functional. \$1,500, or best offer. Grant Youngman, 3731 Bramblevine Cir, Lithonia, GA, 30058 at office (404) 586-8727, or at home: (404) 981-6640.


**MEMORY:** Static 16 K byte memory board for S-100 computer made by Vandenberg Data Products, uses UPD410 circuits addressed in 4 K blocks. Assembled, works perfectly. \$200. Steve Goldband, 58 Inwood Pl, Buffalo NY 14209. (716) 886-1020.

**FOR SALE OR TRADE:** BYTE magazine 16 issues Volume 1 thru Dec 76, excellent condition. \$125, or swap for KIM-1, Heath ETS3400, ELF II, TI-58, or in part for challenger 1P, AIM 65, TI-59. After 5 PM and weekends. Ralph Reinke, 3007 Heron Ave, Wausau WI 54401, (715) 842-0196.





## BUILD YOUR OWN LOW COST MICRO-COMPUTER POWER SUPPLIES FOR S-100 BUS, FLOPPY DISCS, ETC.



### POWER TRANSFORMERS (WITH MOUNTING BRACKETS)

ITEM NO.	USED IN KIT NO.	PRI. WINDING TAPS	SECONDARY WINDING OUTPUTS			SIZE W x D x H	UNIT PRICE
			2 x 8 Vac	2 x 14.5 Vac	2 x 25 Vac		
T <sub>1</sub>	1	0V, 110V, 120V	2x9A	2x2.5A	—	3 3/4" x 35/8" x 31/8"	19.95
T <sub>2</sub>	2	0V, 110V, 120V	2x13.5A	2x3.5A	—	3 3/4" x 4 3/8" x 3 1/8"	25.95
T <sub>3</sub>	3	0V, 110V, 120V	2x10A	2x2.5A	2x2.5A	3 3/4" x 4 3/8" x 3 1/8"	27.95
T <sub>4</sub>	4	0V, 110V, 120V	2x4.5A	—	2x4.5A	3 3/4" x 35/8" x 31/8"	19.95

### POWER SUPPLY KITS (OPEN FRAME WITH BASE PLATE, 3 HRS. ASSY. TIME)

ITEM	USED FOR	@ +8 Vdc	@ -8 Vdc	@ +16 Vdc	@ -16 Vdc	@ +28 Vdc	SIZE WxDxH	UNIT PRICE
KIT 1	18 CARDS SOURCE	18A	—	2.5A	2.5A	—	12" x 6" x 4 7/8"	46.95
KIT 2	SYSTEM SOURCE	25A	—	3A	3A	—	12" x 6" x 4 7/8"	54.95
KIT 3	DISC SYSTEM	18A	1A	2A	2A	4A	14" x 6" x 4 7/8"	62.95
KIT 4	DISC SOURCE	8A	1A	—	—	8A	10" x 6" x 4 7/8"	44.95

EACH KIT INCLUDES: TRANSFORMER, CAPACITORS, RESIS., BRIDGE RECTIFIERS, FUSE & HOLDER, TERMINAL BLOCK, ALUM. CHASSIS PLATE, ALL NECE. MTG. PARTS AND INSTRUCTIONS.

SHIPPING: FOR EACH TRANSFORMER: \$4.75. FOR EACH KIT: \$5.00 IN CALIF., \$7.00 IN OTHER STATES. CALIF. RESIDENTS ADD 6% SALES TAX. MASTER CHARGE, VISA & OEM WELCOME.

**SUNNY INTERNATIONAL**  
(TRANSFORMERS MANUFACTURER)  
Telephone: (213) 633-8327

STORE:  
7245 E. Alondra Blvd.  
Paramount, Ca. 90723  
STORE HOURS: 9 AM-6 PM



MAIL ORDER:  
P.O. Box 4296  
Torrance, Ca. 90510



# HOBBY WORLD

CALL TOLL FREE: (800) 423-5387  
IN CA, HI, AK: (213) 886-9200

### S-100 COMPUTER BOARDS

1601	CCS/M-XVI	16K STATIC RAM MODULE KIT	\$275
1602		as above, a&i	
1603		as above, bareboard	
1500	HUH/S-100	MPA kit	
1503	MH	PROPROM, 8K EPROM BOARD	\$214
1504		6834 EPROMS for above	\$ 10
1505	MH	100,000 DAY CLOCK, a&i	\$219
1506	MH	INTROL, 64 chan remote control a&i	\$329
1507	WMC/QM1	12 SLOT MOTHERBOARD	\$ 39
1508		as above, with connectors	\$ 80
1509	WMC/MEM1	8K STATIC RAM BOARD	\$ 28
1510		parts only for above	\$ 80
1403	SSM/CB1	8080A CPU BOARD KIT	\$134
1408	SSM/SB1	MUSIC SYNTHESIZER KIT	\$ 145
1411	SSM/IO4	2 PARALLEL + 2 SERIAL PORTS KITS	\$139
1414	SSM/IO2	IO UNIVERSAL BOARD KIT	\$ 48
1417	SSM/VB1B	VIDEO INTERFACE KIT	\$129
1425	SSM/MB3	2/4K EPROM BOARD KIT	\$ 54
1420	SSM/MB4	2 MHZ STATIC RAM KIT	\$ 89
1427	SSM	ALTAIR IMSAI EXTENDER BOARD	\$ 10
1428		connector for above	\$ 4
1429	SSM/OB1	VECTOR JUMP & PROTO-TYPING CARD KIT	\$ 47

CCS = California Computer Systems  
WMC = Wameco  
IA = Ithaca Audio  
SSM = Solid State Music  
SDS = SDS Systems  
SPL = Speechlab  
HUH = HUH Electronics  
MH = Mountain Hardware  
a&i = assembled & tested

1432	SSM/MT1	15 SLOT MOTHERBOARD	\$ 39
1433	SSM/MB8A	16K (2708) EPROM BOARD KIT	\$ 88
1436	SSM/MB9	4K STATIC PROM/RAM BOARD KIT	\$ 64
1438	SSM/VB2	VIDEO BOARD KIT	\$139
1511	IA	2708/2716 EPROM BAREBOARD	\$ 28
1512	IA	Z80 CPU BAREBOARD	\$ 32
1513	IA	8K STATIC RAM BAREBOARD	\$ 28
1514	IA	5-100 WIREWRAP BOARD	\$ 28
1600	CCS	5-100 WIREWRAP BOARD	\$ 29
1516	SD5	VERSAFLOPPY KIT	\$159
1517-05D5		EXPANDORAM KIT	\$185
1517-16		as above, with 16K RAM	\$249
1517-32		as above, with 32K RAM	\$330
1517-48		as above, with 48K RAM	\$425
1517-64		as above, with 64K RAM	\$500
1165	NEWTECH	MUSIC BOARD a&i	\$ 57
1518	SPL	32 WORD SPEECHLAB a&i	\$189
1520	SPL	64 WORD SPEECHLAB a&i	\$299
1222	uSOUNDER	SOUND EFFECTS BOARD a&i	\$149

### California Computer Systems

#### MEMORY ADD-ON 16K \$80

For APPLE, TRS-80, EXIDY  
Everything you need! Installs in minutes, no special tools, no soldering! 250 nsec.  
Cat No. 1156

#### SHUGART SA-400 MINIFLOPPY DRIVE \$275

Hard and soft sectoring, single density, 35 track. Requires power supply.  
Cat No. 1154

#### 8" DISKS

\* Single density  
\* IBM Compatible  
\$40 box of 10  
Cat No. Type  
1145 32 sector holes, 1 index hole  
1146 IBM 32, 3740, 3540, 3770, 3790

#### VERBATIM 5 1/4" DISKETTES \$29.95 box of 10

Cat No. Type Use  
1147 Soft sector TRS-80, Apple  
1148 Hard, 10 hole North Star  
1149 Hard, 16 hole Micropolis

#### LINEAR AND V.R. SALE!

order by type no.

7805T	2 for \$1.50
7812T	2 for \$1.50
7815T	2 for \$1.50
7905T	2 for \$1.70
7912T	2 for \$1.70
7915T	2 for \$1.70
LM308V	2 for \$1.30
LM311N	2 for \$1.30
LM324N	2 for \$1.20
LM358N	2 for .85
LM386N	2 for \$1.50
LM389N	2 for \$2.00
NE555V	4 for \$1.00
LM556N	2 for \$1.50
LM567V	2 for \$1.40
LM703N	2 for .60
LM723N	2 for .90
LM1458N	2 for .70
LM1489N	2 for \$2.00

#### DATA CASSETTES 10 for \$17

Highest quality, leaderless! With protective plastic case.  
Cat No. 1142

#### FREE CATALOG!

New, hot off the press! Top quality, low cost factory fresh IC's, leds, readouts, semis, computer add-ons, boards, test equipment, books, software. PC aids, and more!

#### TRS-80 LEVEL III BASIC \$42

As advertised in March Interface. Loads on top of level II, turns your TRS-80 into a powerful system. Solves loading problems, cures keyboard "bounce". Software cassette, has the power of a hardware modification! Guaranteed satisfaction! Cat No. 1332

#### COMPUCRUISE \$165

Navigational computer for mobile or marine use! Features cruise control, fuel management, trip computer, timer/counter. Warns low fuel! Compensates for fire size, converts to metric! 44 functions. Mounts easily on dash. Easy to read bright blue digits. With installation instructions.  
Cat No. 1166

#### MICROPROCESSORS RAMS

Order by type no.

8080A	\$9.00
6800	\$ 9.00
Z-80A	\$14.50
1702A	\$ 3.00
2708	\$ 9.50
21L02-250	\$ 1.50
21L02-450	\$ 1.25
21L02-650	.90
2114-200	\$10.50
2114-300	\$ 9.50
2114-450	\$ 8.50
4116	\$11.00

#### MINIMUM ORDER \$10

Pay by check, COD, Visa, or Mastercharge. Order by phone or mail. Please include phone no. USA add \$1.50 for shipping/handling, or \$2.50 for air. Foreign add \$2.00 for surface, \$5.00 for air. COD's add 85c. All items guaranteed satisfaction for 120 days!

**19355 BUSINESS CTR DR. - 6B5 NORTHRIDGE, CA 91324**

# Reader Service

To get further information on the products advertised in *BYTE*, fill out the reader service card with your name and address. Then circle the appropriate numbers for the advertisers you select from the list. Add a 15 cent stamp to the card, then drop it in the mail. Not only do you gain information, but our advertisers are encouraged to use the marketplace provided by *BYTE*. This helps us bring you a bigger *BYTE*.

Inquiry No.	Page No.	Inquiry No.	Page No.	Inquiry No.	Page No.	Inquiry No.	Page No.
1	Aaron Associates 124	91	Data Discount Center 217	204	Micro Mlke's 201	318	Scelbi Computer Consulting Inc 232
2	Addmaster Corp 248	94	Datamation 223	229	Microsette 270		Scientific Research 89
4	Administrative Systems 187	96	Data/Print Publishing 153		Microsoft 171	330	Seattle Computer Products 237
6	Advanced Access Group 225	92	Data Research (TX) 278	228	Micro Source 169	320	Semionics 243
3	AJA Software 197	90	Data Safe Products 221	211	Microware 203	319	Michael Shrayar Software 173
5	Aladin Automation 27	93	DataSearch 201	231	The Micro Works 90		Shugart 6, 7
7	Allas 45	89	Delta Products 285	232	Micro World Electronix 274	333	Small Business Computers Magazine 199
8	Ancona 284	87	Digital Dynamics 248	230	Mikos 283	327	Ed Smith's Software Works 199
15	Apple Computer 13	84	Digital Engineering 208	236	MInl Computer Suppliers Inc 115	328	Smoke Signal Broadcasting 29
10	Apple tv 248	86	Digital Pathways 219	255	Morrow/Thinker Toys 15	329	Softape 53
11	AP Products 87	95	DRC (CA) 210	256	Mountain Hardware 137	321	Software 80 191
12	Arasco 248	100	DRC (TX) 257	257	Mountain Hardware 224		Software Development & Training Inc 217
13	Artec Electronics 141	102	Echo Design & Development 242	265	mpi 236	340	Solid State Sales 255
19	ATV Research 270	115	Electrolabs 279	266	Nano Metric System Inc 235	350	Southwest Technical Products Corp Cll
22	base 2, inc. 79	120	Electronic Control Tech 229	269	Nat'l Small Computer Show 77	351	Speakeasy VitaFacts 126
30	Beckin Enterprises 282	125	Electronic Systems 268, 269	281	NEECO 144	335	SSM 63
29	Biotech Electronics 245	130	Electronics Warehouse 267	282	NEECO 145	352	Stirling Bekdorf 186
	Bits Inc 230, 245, 246, 247	134	Federal Communications Corp 61	280	Netronics Research 239	353	Structured Systems Group Clll
28	Biz-80 185	136	FMG Corp 183		New England Recruiters 274	357	Sub Logic 256
34	Bootstrap Enterprises 274	140	Allen Gelder 248	283	Newman Computer Exchange 265	384	Sunny International 287
31	Business Applications Software 199	142	H Geller 197	285	North Star Computer 57	356	Sybox Inc 165
32	Buss/Charles Floto 199	150	Godbout Electronics 131		NRI Schools (Electronics Div.) 65	99	Synchro Sound 95
*	BYTE Back Issues 209	152	Graham Dorian Enterprises 51	284	Ohio Micro Systems 149	359	Synergetics 209
36	BYTE Books 116, 119-122, 127, 213	151	GRT 41	286	OK Machine & Tool 71	360	Tarbell Electronics 85
*	BYTE WATS Line 197	159	H & E Computronics 234	287	Oliver Advanced Engineering 216	363	Technical Systems Consultants 81
37	California Computer Systems 34, 35	160	Hayden Book Publishers 167		onComputing 17	262	Telesensory Systems 222
39	California Digital 259	162	Hickok Electrical Instrument Co 253	288	On Line 270	361	Terminal Data 274
45	Central Data 69	170	Hobby World 36, 287	292	Osborne & Associates 193	366	Texas Instruments 241
47	Christin Industries 227	174	Hollywood Systems 282	290	OSI CIV, 23	368	3/M Company 39
53	"COMPRINT" (Computer Printers Intl) 37	172	HUH Electronics 235		Owens & Associates 216	384	3 S Sales Inc 179
50	"Compucolor" (Div Intelligent Sys) 25	171	Industrial Micro Systems 105	296	Pacific Office Systems 279	365	3 S Sales Inc 284
48	Computalker 236	173	Info 2000 99	298	Page Digital 275	371	Tora System Limited 274
49	Computall Corp 248	169	Information Terminals (Verbatim) 31	297	PAIA Electronics Inc 211	374	TransNet Corp 212
51	Computer Components Inc 253	175	Input Output Unlimited 151	299	Payne, Jackson & Associates 181	380	Ucatan 270
52	The Computer Cookbook 47	177	Integral Data Systems 108, 109	301	Per Com Data 54, 55	381	University Micro Films 147
70	Computer Enterprises 219	179	Integrand 207	302	Personal Software Inc 162, 163, 274	381	US Robotics 240
68	Computer Factory (MA) 133	175	Interactive Microware Inc 233	303	'P. S.' 209, 274	379	Vamp 215
*	Computer Factory (NY) 159	190	Ithaca Audio 251	304	Pickles & Trout 213	383	Vector Graphic Inc 107
*	Computer Lab of NJ & PA 237	195	Jade Co 276, 277	305	Podosoft 248	386	Video World 217
75	Computerland 8, 9, 143	200	Jameco Electronics 280, 281	312	Priority I 271, 272, 273	9	Vista Computer Co 261
76	Computer Mart of NH 270	168	Key Supply Co 256	300	Processor Technology 18, 19	385	V M Professional Applications 274
66	Computer Mart of NJ 49	201	Kybe 181	311	Quest Electronics 263	384	VR Data 278
77	Computer Service Center 270	203	Leadex Corp 231	313	RACET Computes 197	387	Wameco 283
73	Computex Corp 175		MacMillan Book Clubs 157	314	Radio Shack Authorized Sales Center 274	388	Western Digital Corp 20
74	Conley Graphics 245	202	Mad Hatter Software 161	322	RCA 59	389	Wintex 248
78	CT Micro Computer 86	205	Marketline Systems 212	323	The Recreational Programmer 274	390	World Power Systems 21, 73, 97, 111, 125, 129
79	CT Micro Computer 201, 214	215	Measurement Sys & Controls 155	324	Research Machines 213	391	Worldwide Electronics 270
81	Continental Specialties Corp 218	216	Measurement Sys & Controls 270	325	RNB Enterprises 214, 215	400	Xitex 204
40	Corico Corporation 256	217	Micro Computer Technology 178	315	Rothenberg Information Systems 220	401	Xitex 205
80	Cromemco 1, 2	219	Micro Diversions 5, 91	316	S-100 Inc 226		
82	Cybernetic Micro Systems Inc 210	220	Micro Focus Ltd 113		St Jude 174		
85	Cybernetics Inc 183	222	Micromail 188	332	Howard E Sams (Div ITT Publishing) 195		
88	Cygal 248	221	Micro Mart 270	331	S C Digital 211		

\*Correspond directly with company.

## BOMB— BYTE's Ongoing Monitor Box

Article No.	ARTICLE	PAGE
1	Johnston: Computer Generated Maps	10
2	Blum: Representing Three-Dimensional Objects in Your Computer	14
3	Ciarcia: Communicate on a Light Beam	32
4	Morgan: The Superboard II	50
5	Haas: Single Chip Video Controller	52
6	Halsema: Bubble Memories	102
7	Lentz: 6800 Disassembler	104
8	Beard: Spacewar in Tiny BASIC	110
9	Tennant: The Intel 8275 CRT Controller	130
10	Smith: Smart Memory	150
11	Maurer: Simultaneous Input and Output for Your 8080	164
12	Gorney: Queuing Theory	176
13	Ball: Trigonometry in Two Easy Black Boxes	184
14	Hinrichs: Tic-Tac-Toe: A Programming Exercise	196
15	Stirling: The Hobby Unwrap	218
16	Teja, Gonnella: A Mini-Disassembler for the 2650	233
17	Pfeiffer: Aids for Hand Assembling Programs	238


### Video Out in Front

Voting on the February 1979 BOMB card was rather close. The first and second place winners placed 8.75 and 8.46 points above the standard deviation. The third and fourth place articles were 7.38 and 7.09 points above the standard deviation.

In first place was Timothy Loos for his short hardware article entitled "Use a Television Set as a Video Monitor." In second place was John Giacomo for his "Stepping Motor Primer." These authors will receive \$100 and \$50 respectively.

Placing third was "A Microprocessor for the Revolution," by Terry Ritter and Joel Boney followed closely by Steve Ciarcia's "Build a Computer Controlled Security System."

# Structured Systems business software can put a microcomputer to work for you.



1981-82 Balance Sheet		1980-81 Balance Sheet	
<b>ASSETS</b>			
CURRENT ASSETS			
Cash	40,000	30,000	
Accounts Receivable	10,000	15,000	
Inventory	5,000	8,000	
Prepaid Expenses	2,000	3,000	
TOTAL CURRENT ASSETS	67,000	66,000	
FIXED ASSETS			
Office Equipment	10,000	10,000	
Depreciable Improvements	10,000	10,000	
TOTAL FIXED ASSETS	20,000	20,000	
FINANCIAL ASSETS			
Bonds	10,000	10,000	
TOTAL FINANCIAL ASSETS	10,000	10,000	
<b>TOTAL ASSETS</b>	<b>97,000</b>	<b>96,000</b>	
<b>LIABILITIES AND CAPITAL</b>			
<b>LIABILITIES</b>			
CURRENT LIABILITIES			
Accounts Payable	10,000	10,000	
Notes Payable	5,000	5,000	
TOTAL CURRENT LIABILITIES	15,000	15,000	
LONG TERM LIABILITIES			
Mortgage Payable	10,000	10,000	
TOTAL LONG TERM LIABILITIES	10,000	10,000	
<b>TOTAL LIABILITIES</b>	<b>25,000</b>	<b>25,000</b>	
<b>STOCKHOLDERS' EQUITY</b>			
Common Stock	100,000	100,000	
Retained Earnings	61,000	61,000	
TOTAL STOCKHOLDERS' EQUITY	162,000	161,000	
<b>TOTAL LIABILITIES AND CAPITAL</b>	<b>187,000</b>	<b>187,000</b>	

(Simplified Statement)  
For Information Only

## Some Pleasant Surprises

Your computer retailer can give you a demonstration and literature. You might find a solution just right for your business with "off the shelf" prices and delivery times. Or we will be happy to send you literature direct, including a list of our dealers and compatible hardware. Write us, or call.



The SSG product line includes these outstanding packages:

- General Ledger
- Accounts Receivable
- Accounts Payable
- CBASIC-2
- LETTERRIGHT Letter Writer
- NAD Mailing System
- QSORT Sorting System
- WHATSI? Data/Query System

SSG's general accounting, data inquiry, mailing, and communications software packages are bringing real computer power to hundreds of businesses right now. They are ready to go to work for your business.

## The Honest-To-Business \$12,000 Computer\*

Our software will power DYNABYTE, CROMEMCO, IMSAI, NORTHSTAR, ALTOS, MICROMATION, DIGITAL SYSTEMS, or other Z-80 or 8080 based computers through your General Ledger, Accounts Receivable, and Accounts Payable. And maintain a conversational data-base query system, store and print your mailing list and labels, produce and edit correspondence, address it from your mailing list, and more. The price for a total system—hardware and SSG software—ranges from \$8,000 to \$14,000.

## Real Business Computing

Our Business Software packages are designed to be up and running and working for you in a matter of hours. Without expensive reprogramming, technical staff additions, or costly trial-and-error. Our quality is high, our documentation practically self-instructive. The applications are flexible and extensive, designed to meet and exceed the requirements of most small to medium businesses. Real computer solutions at microcomputer prices.

## Structured Systems Group INCORPORATED

5204 Claremont Oakland, California 94618 (415) 547-1567

\* Complete prices will vary with equipment and software selected. Required: 8080 or Z-80 based computer running a CP/M or CP/M-compatible disk-based operating system. Your retailer or SSG can advise on specifics. (CP/M is a product of Digital Research.)

# The Microcomputers you should take seriously.

The C3 Series is the microcomputer family with the hardware features, high level software and application programs that serious users in business and industry demand from a computer system, no matter what its size.

Since its introduction in August, 1977, the C3 has become one of the most successful microcomputer systems in small business, educational and industrial development applications. Thousands of C3's have been delivered and today hundreds of demonstrator units are set up at systems dealers around the country.

Now the C3 systems offer features which make their performance comparable with today's most powerful mini-based systems. Some of these features are:

### Three processors today, more tomorrow.

The C3 Series is the only computer system with the three most popular processors—the 6502A, 68B00 and Z-80. This allows you to take maximum advantage of the Ohio Scientific software library and the tremendous number of programs offered by independent suppliers and publishers. And all C3's have provisions for the next generation of 16 bit micros via their 16 bit data BUS, 20 address bits, and unused processor select codes. This means you'll be able to plug a CPU expander card with two or more 16 bit micros right in to your existing C3 computer.

### Systems Software for three processors.

Five DOS options including development, end user, and virtual data file single user systems, real time, time share, and networkable multi-user systems.

The three most popular computer languages including three types of BASIC

plus FORTRAN and COBOL with more languages on the way. And, of course, complete assembler, editor, debugger and run time packages for each of the system's microprocessors.

### Applications Software for Small Business Users.

Ready made factory supported small business software including Accounts Receivable, Payables, Cash Receipts, Disbursements, General Ledger, Balance Sheet, P & L Statements, Payroll, Personnel files, Inventory and Order Entry as stand alone packages or integrated systems. A complete word processor system with full editing and output formatting including justification, proportional spacing and hyphenation that can compete directly with dedicated word processor systems.

There are specialized applications packages for specific businesses, plus the vast general library of standard BASIC, FORTRAN and COBOL software.

### OS-DMS, the new software star.

Ohio Scientific has developed a remarkable new Information Management system which provides end user

intelligence far beyond what you would expect from even the most powerful mini-systems. Basically, it allows end users to store any collection of information under a Data Base Manager and then instantly obtain information, lists, reports,

statistical analysis and even answers to conventional "English" questions pertinent to information in the Data Base. OS-DMS allows many applications to be computerized without any programming!

### The new "GT" option heralds the new era of sub-microsecond microcomputers.

Ohio Scientific now offers the 6502C microprocessor with 150 nanosecond main memory as the GT option on all C3 Series products. This system performs a memory to register ADD in 600 nanoseconds and a JUMP (65K byte range) in 900 nanoseconds. The system performs an average of 1.5 million instructions per second executing typical end user applications software (and that's a mix of 8, 16 and 24 bit instructions!).

### Mini-system Expansion Ability.

C3 systems offer the greatest expansion capability in the microcomputer industry, including a full line of over 40 expansion accessories. The maximum configuration is 768K bytes RAM, four 80 million byte Winchester hard disks, 16 communications ports, real time clock, line printer, word processing printer and numerous control interfaces.

### Prices you have to take seriously.

The C3 systems have phenomenal performance-to-cost ratios. The C3-S1 with 32K static RAM, dual 8" floppies, RS-232 port, BASIC and DOS has a suggested retail price of under \$3600. 80 megabyte disk based systems start at under \$12,000. Our OS-CP/M software package with BASIC, FORTRAN and COBOL is only \$600. The OS-DMS nucleus package has a suggested retail price of only \$300, and other options are comparably priced.

To get the full story on the C3 systems and what they can do for you, contact your local Ohio Scientific dealer or call the factory at (216) 562-3101.

C3-B wins Award of Merit at WESCON '78 as the outstanding microcomputer application for Small Business

## The C3 Series from Ohio Scientific.

Circle 290 on inquiry card.

C3-B

C3-S1

C3-OEM

**OHIO SCIENTIFIC**  
1333 S. Chillicothe Road • Aurora, Ohio 44202