

# Broadcast ENGINEERING®

THE JOURNAL OF DIGITAL TELEVISION®


## Testing DTV

- DTV test equipment
- Monitoring the digital environment

Also:  
Solving EMI problems



# How Do You Handle DTV Surround Sound and TV Stereo at the SAME TIME?



with **ONE FINGER!**

The TV-1000 Live Television Audio Console  
from WHEATSTONE CORPORATION.  
With 5.1 + 2 Surround Sound.

600 Industrial Drive, New Bern, North Carolina 28562  
tel 252-638-7000 / fax 252-637-1285 / sales@wheatstone.com



*Wheatstone*

Circle (101) on Free Info Card



Running digital and analog can be tough.  
Good thing there's geeks like us.

Sure, some broadcasters call us industry geeks. Others call us industry experts. But it's all the same to us. Because when it comes to the chaos of adding digital while maintaining a profitable analog operation, we're the geeks you need. Harris is the most experienced, most reliable choice for analog and digital operation. We've delivered more DTV transmitters, encoders and support equipment than any of our competitors, with expertise that has built a reputation for reliability. A reputation that carries over to our systems integration work, whether you're adding DTV capabilities or building from the ground up. So when analog and digital collide, call us. Because whether we're experts or geeks, we're still Harris. And we can help.

*next level solutions*

WIRELESS

BROADCAST

GOVERNMENT

NETWORK SUPPORT

1-800-4-HARRIS ext.3032 ■ [www.harris.com/communications](http://www.harris.com/communications)

Circle (104) on Free Info Card

**HARRIS**

## IN THIS ISSUE



## Features

### 76 The importance of DTV testing

By Kenneth Hunold

An essential guide to ensuring a quality DTV signal.

### 82 Monitoring in the digital environment

By Ted Gary

Monitoring equipment should be accessible to a variety of users.

### 86 Solving EMI problems

By Jon W. Munderloh

How to prevent interference from low-frequency magnetic fields.

### 109 Special report: Pro-MPEG Forum update

An overview of the Forum's latest efforts.



## Beyond the Headlines

### NEWS

- 14 Sinclair Broadcasting files FCC petition
- 18 CBO, CEMA urge must-carry rules for cable
- 29 Sony co-founder Akio Morita dies
- 30 Kennard vows to reshape the FCC
- 32 Stations prepare for satellite carriage

### FCC UPDATE

- 40 Auction results

### EXPERT'S CORNER/VENDOR VIEWS

- 42 What is HD?

## Digital Handbook

### TRANSITION TO DIGITAL



- 46 Compression concepts, part 1

### COMPUTERS AND NETWORKS

- 52 Windows NT update

### ASK DR. DIGITAL

- 56 Potholes along the road to digital



(continued on page 6)

# THE NEW GOLD STANDARD

FOR HD PRODUCTION,  
YOUR CLIENTS WON'T  
SETTLE FOR LESS THAN  
THE BEST, AND NEITHER  
CAN YOU.

And for no-compromise HD production tools,  
there can only be one source: Panasonic.

Panasonic's Gold Standard solutions include  
the AK-HC80 series, truly full-featured studio  
and field production cameras; the industry  
standard AJ-HD2700 multi-format D-5-HD  
10 bit 4:2:2 tape recorder; AV-HS3000 series  
digital compositing switchers, with unique  
integrated 3D digital effects option, and the  
ultimate in ATSC inter-format compatibility,  
the AJ-UFC1800 Universal Format Converter.

Networks, production houses, and video industry  
leaders have come to rely on Panasonic to  
provide the very best High Definition solutions  
available. So, if your vision includes HD, you  
know that "good enough" simply isn't. In HD,  
there can be only one standard: Gold.

AK-HC880



AV-HS3100



AJ-UFC1800



AJ-HD2700



## Panasonic

For more information on the latest Panasonic products, call: 1-800-528-8601 (Upon request enter product code 8)



58

## Systems Design & Integration

### SYSTEMS DESIGN SHOWCASE

58 Connecticut Network

### TRANSMISSION & DISTRIBUTION

66 Lightning protection

### PRODUCTION CLIPS

72 DVD progressive video vital to rapid acceptance of HDTV



66

## New Products & Reviews

### APPLIED TECHNOLOGY

92 Xytech's FMS and Enterprise scheduling systems

94 Belden Wire and Cable Company's MediaTwist

### TECHNOLOGY IN TRANSITION

98 Digital videotape recorders

### NEW PRODUCTS

104 Panasonic's DA7V, plus other new products

### BUSINESS WIRE

142 Business highlights from broadcast and production



94

## Departments

08 Editorial

10 Reader Feedback

150 Management

157 Classifieds

163 Advertisers' index

164 EOM

**ON THE COVER:** Ensuring the quality of transmitted digital video requires new tools such as program quality of service monitors and MPEG protocol monitors. Photo courtesy of Tektronix.

## WEBSITE DIRECTORY

[www.broadcastengineering.com](http://www.broadcastengineering.com)

### Feature Articles

### Departments

### New Products & Reviews

### Classifieds/Jobs

### Marketing/Advertising

### Reader Resources

- Editorial calendar
- Article archives

### Contact the Editors

### Questions? Contact:

Jim Saladin  
[jim\\_saladin@intertec.com](mailto:jim_saladin@intertec.com)  
 913/967-1905 fax

## FREEZE FRAME

A look at the technology that shaped this industry.

### Do you remember?

In December, 1989, *Broadcast Engineering* interviewed ATSC's (then chairman) Jim McKinney and Atlantic Bell's CEO, Ray Smith. What key technology did both men say was crucial to the future of television? And, which of today's widely popular technology was not mentioned as being an important development?

Send your answer to [brad\\_dick@intertec.com](mailto:brad_dick@intertec.com). Selected correct entries will receive a Broadcast Engineering T-shirt. Previous winners not eligible.



# We're the recipe

for broadcast success.



## The most complete broadcast enterprise-wide solution is Louth.

The ingredients to a successful broadcast enterprise have gotten quite complex. DTV, multi-channel, global networks, not to mention a mandate for seamless and scalable automation. It's why we're constantly adding to an already comprehensive menu of broadcast solutions. Like GMT™, our Global Media Transfer solution that captures the capabilities of video and networking technologies to get media exactly where you need it. Or, our DTV Manager™, an innovative tool to effectively manage your DTV needs through the entire transmission chain. Visit our website at [www.louth.com](http://www.louth.com) to see why leading broadcast organizations count on Louth to be a key ingredient to their broadcast strategies. Louth. It's the one way to satisfy your appetite for success.

Come taste for yourself. Visit [www.louth.com](http://www.louth.com)



Circle (115) on Free Info Card

# Everyone's an expert

I run across as many experts as anyone. I travel to several conventions and seminars, and I'm fortunate enough to see lots of manufacturing sites. On these trips, I get to talk to the people who invent much of the equipment *Broadcast Engineering's* readers use every day. From cameras to transmitters, I can name some really knowledgeable people. However, nothing in all my trips compares to the number of experts I find at AES.

The AES convention should change its name to "The Experts Show" because I've never found so many experts in one place. There must be enough total knowledge gathered together at AES to invent anything. In fact, I'd almost bet this crowd did invent everything. And it's not just audio. Golden Ears consider themselves experts on everything from DC to light. It doesn't matter what the topic is, they're experts. Just ask them.

This year, I decided to just spend some time just listening to conversations, trying to learn as much as possible. Here is some of what I learned at this year's AES convention.

It began on Saturday morning, the second day of the show, when I was riding the shuttle bus from my hotel to the convention center. There were two guys sitting across the aisle from me discussing the new 96kHz sampling standard for audio recording.

I've been to 96kHz demos and, frankly, I can't hear the difference. Of course, once you pass your 40th birthday, you're deaf anyway, according to some. Anyway, the claim is that with double (or even 192kHz) sampling, audio has much higher fidelity. The result is a more lifelike and transparent experience for the listener. The sound is crystal clear ... blah ... blah ... blah. You get the idea.

Anyway, these two guys on the bus were bantering about the benefits of 96kHz sampling. "You don't understand," said one. "With 96kHz sampling, air modules are affected differently than with 48kHz. The transmission of audio is simply different with 96kHz. The whole physics of audio transmission changes with 96kHz."

The other guy, not to be outdone, responded, "Yeah, I know. When I heard 96kHz for the first time, it was like, you know, a whole new experience. I could actually feel the difference."


On Monday, I heard a guy say the difference between listening to 48kHz-sampled CDs and 96kHz-sampled audio was similar to the difference between a 78rpm record and surround sound.

But the know-it-alls weren't limited to attendees. We're all familiar with the stories of how people can hear the differences in wire. Well, how about hearing the differences based on RLT? Never heard of RLT?

At a convention, one company claimed to be demonstrating new products with the latest technology called RLT. Not to be outdone, a competitor claimed they had pushed the technology limits even further by providing three new technologies: RLT, GLT and YLT in their products.

In case you haven't figured out, RLT, GLT and YLT mean red LED technology, green LED technology and yellow LED technology. I know you think I'm kidding, but I'm not.

Next time you need an expert just attend the AES.



*Brad Dick*

Brad Dick, editor

Send comments to:  
 direct: [brad\\_dick@compuserve.com](mailto:brad_dick@compuserve.com)  
 website: [www.broadcastengineering.com](http://www.broadcastengineering.com)



# We've Expanded Our Universe...

The *imaging* Series Of Digital Video & Audio Interfaces

*Expanding Horizons At...*

NBC

PBS Public Broadcasting Service

WFLD FOX-32

WTOG-TV

WOOD TV

MTI/The Image Group

Behaviour Communications Inc.

Optimus

Charlex Inc.

TVA

KNTV Inc.

European Broadcasting Union

MMC Magic Media Company

TF1

Fuji Television Network Inc.

Korean Broadcasting System

Dekabo Video & Film

*Expanding Your Choices...*

- ✓ **Total Simplicity**  
16 independent modules in a Symphonie frame
- ✓ **Total Integration & Modularity**  
Install any video and/or audio module in any Symphonie slot
- ✓ **Total Breadth Of Range**  
Over 40 video & audio interfaces to choose from
- ✓ **Benchmarked Performance**  
Chosen in evaluation after evaluation
- ✓ **Field Proven**  
Over fifteen thousand units sold
- ✓ **Easy To Manage**  
Advanced management and control

*Expanding Our Product Line...*

**Symphonie Frame™**

**imaging Modules**



- ✓ Modular 4RU frame
- ✓ Mix up to 16 video/audio modules
- ✓ Built-in reference distribution
- ✓ Built-in serial port remote control
- ✓ Hot-swappable redundant power supplies
- ✓ Digital video/audio encoders, decoders, converters, DAs
- ✓ Logo Generators
- ✓ MUX/DEMUXs
- ✓ Frame Synchronizers

[www.miranda.com](http://www.miranda.com)

1-800-224-7882

Circle (116) on Free Info Card

Tel. 514.333.1772


Fax. 514.333.9828

St-Laurent, (Qc)

Canada

**Miranda**

Miranda Technologies inc.



Dear Editor,

In this age of computers and advanced technology, why not allow online requests for the Broadcast Engineering magazine? This would save paper, postage, etc. and make it easier for the consumer to order.

Thanks!

FRANK DANIELS  
ASSISTANT CHIEF ENGINEER  
KRGV-TV  
WESLACO, TX

Frank,

We maintain an excellent website with a wide variety of reader resources at [www.broadcastengineering.com](http://www.broadcastengineering.com). The entire month's issue is online by the time you receive your printed copy. Last year's features and selected columns are available in the archive section.

As for just doing an online version, it's probably not in the near future. Most readers still prefer the advantages of a magazine, especially when it's coupled with a good Web version. Besides, you'd miss all those great colorful ads.

BRAD DICK  
EDITOR

## If cable leaks — it's free!

Paul McGoldrick's September column on being able to receive "free" cable stirred a lot of interest. Paul responds to readers' comments.

Are you sure it's illegal? Doesn't the Electronic Communications Privacy Act specifically exclude signals on broadcast frequencies? Now it would

certainly be illegal to sabotage the cable system to obtain this reception, or to run an unauthorized cable to the CATV company's splitter, etc. But if the cable system is operating 12 pirate TV stations (which is essentially what they're doing by permitting leaks of this strength to exist), I sure don't think there's anything legally — or morally — wrong with watching them.

Of course, it's not a good idea to depend on cable leaks for reliable viewing. I would certainly say you're right to want the problem resolved. What I might suggest is a tongue-in-cheek letter to the cable company thanking them for the free service. At the end of the letter, to be sure they get the point, remind them a copy of your letter is going to the FCC Compliance and Information Bureau.

DOUG SMITH  
NASHVILLE, TN

Paul McGoldrick responds:

Doug:

You were the first, but not the only, reader to suggest that receiving leaked signals was not in violation of the relevant Acts. I like your notion that the cable company is pirating the bands and that is obviously where the FCC compliance boys fit in.

But as a devil's advocate, are all the cable TV transmissions on "broadcast frequencies"? If it is defined by a spectrum then they are; if it is defined by channel allocations then they are not. That's an interesting question for a broadcast attorney.

Another reader writes:

Paul:

It is NOT stealing cable if the signal leaks so badly that you can pick it up with a TV antenna and watch it! You have a blessing — enjoy it and do not call the FCC about it! I would do the

same thing. If the signal is not scrambled and leaks on to your property it is not stealing to get it! As for your DSS dish and "the network problem," do you have a country cousin or aunt? Use their address for your bill and they will turn your nets on or get DishNetwork and order your locals from Dish.

MORGAN PARK

Paul responds:

Morgan:

I have to say that you may be right. The couch-potato lawyer in me, however, says that because those cable transmissions don't fall slap on broadcast channels (which I am allowed to receive) I am breaking another law by receiving off-air signals on unlicensed bands.

I don't like their signals anyway, so I still want them to stop it!

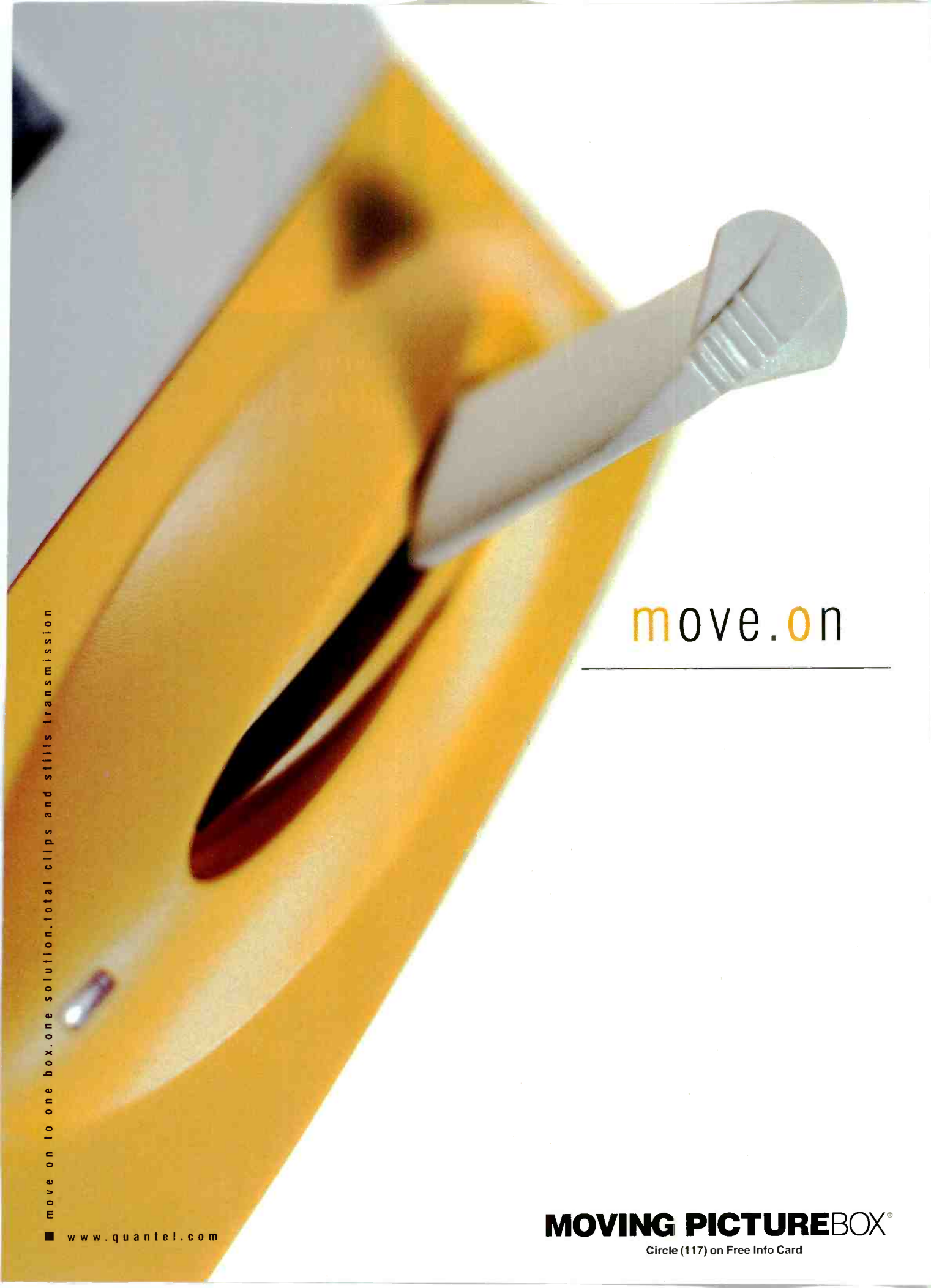
## Freeze-frame winners

Not many readers knew the answer to September's Freeze-frame question: In what year and month did former BE editor Jerry Whitaker make this forecast: "By 1999 ATV will be transmitted by a majority of TV stations in the U.S. ATV will carry over-the-air television through the year 2000, when fiber-optic delivery of 'real' HDTV will begin." The following received the new Broadcast Engineering "digital" T-shirt for the correct answer, which was May 1989. Maybe I should have asked when HDTV over Internet2 began.

## September T-shirt winners:

Tom Anderson

Don Norwood  
Digitrak Communications Inc.  
Hickory, NC



■ move on to one box.one solution.total clips and stills transmission

■ [www.quantel.com](http://www.quantel.com)

move.on

---

**MOVING PICTUREBOX®**

Circle (117) on Free Info Card

# RELIABILITY

*Proven reliability is another reason  
Canon's SDTV/HDTV lenses lead the way.*

Satisfied customers are the number one reason why Canon Broadcast is the leading lens company in the industry. It's not necessarily just because we're first with more technology. It's not simply our time-tested reliability. It's probably not our world-class service, although when you do need service, why not the best? It isn't even the relationships we form, and the modifications we make to support our customer's specific requirements. While all these advantages are pretty impressive, customer satisfaction is still the reason why more people buy Canon lenses.

Knowing that Canon lenses are market leaders because our customers are happy makes us feel good. But we don't let it go to our head. While it's nice to know that people appreciate the efforts we put into manufacturing and service, we're busy working so it stays that way.

Since our long-range plan is to keep our present customers happy, while attracting new ones, we can't afford to sit back and congratulate ourselves for what we've accomplished to date. Of course, we do smile a lot on the inside.

*Maximize Your Camera's Performance.*

**For more info: Call 1-800-321-4388**

(In Canada: 905-795-2012)

<http://www.usa.canon.com>

Circle (118) on Free Info Card



**Canon**



### Sinclair Broadcasting files FCC petition

BY LARRY BLOOMFIELD

After months of comparative testing between 8VSB and COFDM, Baltimore-based Sinclair Broadcasting has petitioned the FCC to allow broadcasters to use COFDM, a modulation scheme it claims is superior to the ATSC standard.

Sinclair's decision to file the petition came after conducting a series of digital television reception tests at several dozen sites in and around metropolitan Baltimore over the past several months. During the tests, Sinclair invited engineers from other broadcasting groups to observe the proceedings.

Nat Ostroff, vice president of new technology at Sinclair, has remained skeptical of the 8VSB technology. "We became concerned that the ATSC 8VSB standard could not replicate the same ease of reception as provided under the current NTSC standard, particularly as it relates to areas within urban environments," he said.

Ostroff said the purpose of conduct-

ing the tests was to raise the visibility of this potentially major obstacle to the DTV rollout. The tests, which were conducted within Baltimore's Grade A and Grade B contours, used existing consumer indoor antennas. The Sinclair tests demonstrated that

ulation scheme and allows for digital television to be more easily received. Citing this as a requirement for consumer acceptance of DTV, Sinclair feels COFDM is necessary for the successful rollout of digital television. "We believe that filing this petition

**We cannot stand idly by knowing that the designated digital transmission standard, 8VSB, cannot easily be received based on currently available receiver technology. — Sinclair Broadcasting President David Smith**

8VSB failed consistently where complex multipath existed, while COFDM provided a reliable picture, even at the fringes of coverage.

Sinclair's petition asks the FCC to permit COFDM because it claims it is a more robust and more reliable mod-

is the right thing to do for the public, the broadcasting industry and Sinclair," Sinclair president David Smith said. "We cannot stand idly by knowing that the designated digital transmission standard, 8VSB, cannot easily be received based on currently available receiver technology."

Sinclair's television group represents 59 stations in 38 markets and reaches approximately 24.4 percent of U.S. television households and includes ABC, CBS, FOX, NBC, WB, and UPN affiliates. In addition to Sinclair, 250 other television stations, representing 16 other broadcasting groups, are also signatories to the FCC petition. Sinclair and other signatories represent approximately 18 percent of the television stations in the U.S.

Paxson Communications, representing 100 broadcast stations, was among the latest broadcast groups to offer its support for the Sinclair effort. "With COFDM, broadcasters can overcome the complex multipath conditions, which hamper DTV reception under the 8VSB standard," Pax TV president Dean Goodman said.

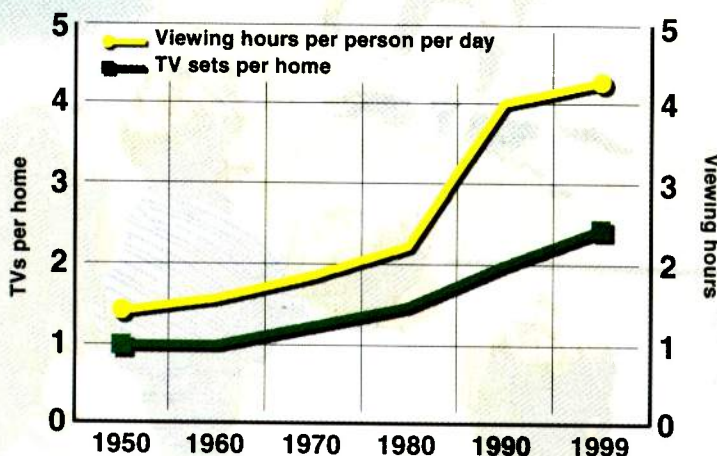
Sinclair had delayed filing its peti-

### FRAME GRAB

A look at the issues driving today's technology

### TV's and viewing continue to grow

TVs per home and viewing hours per person per day



SOURCE: Forrester Research

# Cover all the bases with Portable One Dual Domain

## Interface

## Digital

## Analog

Today's audio testing requires a comprehensive audio analyzer. A hand-held jitter meter or audio monitor just won't do. Whether you're facing a new high performance a/d converter, multimedia audio, a transition to digital broadcasting, or just another routine week of maintaining a mixture of digital and analog equipment, you'll need to make three types of measurements: digital audio, digital interface, and analog audio.

The Portable One Dual Domain does all three.

### Digital Audio— Generate signals and measure:

- Level & Ratio
- THD + N
- Frequency
- Phase
- Noise & Amplitude
- Crosstalk
- IMD

### Digital Interface— Measure key interface parameters, including:

- Jitter—in UI or nanoseconds
- Sample rate
- AES signal voltage
- Frame delay
- Delay relative to house sync

Flexible digital interface testing is vital for troubleshooting and verifying performance of digital audio at the systems level. Portable One Dual Domain impairment signals allow simulation of real world transmission and interface problems.

### Analog Audio— Generate signals and measure:

- Level & ratio
- THD + N
- Frequency
- Phase
- Noise & Amplitude
- Wow & Flutter
- Crosstalk
- IMD

### Plus:

- Save 30 test setups internally in non-volatile memory.
- True Dual Domain instrument with independent analog & digital generators and analyzers.
- Monitor - Listen to all measurements in the digital and analog domains over the internal loudspeaker or a pair of headphones.
- Pass Mode - Sends input to output while modifying status bytes, validity bit, etc. A lifesaver for diagnosing equipment incompatibilities.
- Rugged purpose-built case protects the instrument.

**Audio  
precision**

PO Box 2209  
Beaverton, Oregon 97075-2209  
Tel: (503) 627-0832, Fax: (503) 641-8906  
US Toll Free: 1-800-231-7350  
Web Site: [www.audioprecision.com](http://www.audioprecision.com)

Circle (105) on Free Info Card



**Lease Plan  
Available**

**Cover your bases by requesting an immediate demo of the Portable One Dual Domain from one of our worldwide force of Audio Precision representatives.**

INTERNATIONAL DISTRIBUTORS: Australia: VICOM Australia Pty. Ltd., Tel: 3 9563 7844; Austria: ELSINCO GmbH, Tel: (1) 815 04 00; Belgium: Heynen NV, Tel: 11 69 09 09; Brazil: INTERWAVE LTDA., Tel: (21) 494-2155; Bulgaria: ELSINCO Rep. Office Sofia, Tel: (2) 958 1245; Canada: GERRAUDIO Distribution, Tel: (613) 342-6999; China, Hong Kong: ACE (Int'l) Co., Ltd., Tel: 2424-0387; S & V Instruments Co. Ltd, Tel: 2633 9987; Croatia: ELSINCO Rep. Office Zagreb, Tel: 1 615 34 50; Czech Republic: ELSINCO Praha spol. s r.o., Tel: (2) 49 66 89; Denmark: npn Elektronik aps, Tel: 86 57 15 11; Finland: Ginelec OY, Tel: 17 813 311; France: ETS Mesureur, Tel: (1) 45 83 66 41; Germany: RTW GmbH & Co. KG., Tel: 221 70913-0; Greece: KEM Electronics Ltd., Tel: 1 674851/4/5; Hungary: ELSINCO Budapest KFT, Tel: (1) 339 0000; India: Comcon Industries, Tel: 11-6311606; Israel: Dan-El Technologies, Ltd., Tel: 3-647 8770; Italy: Audio Link s.r.l., Tel: 521 649723; Japan: TOYO Corporation, Tel: 3(5E38) 6800; Korea: B&P International Co., Ltd., Tel: 2-546-1457; Malaysia: Test Measurement & Engineering Sdn. (Selangor), Tel: 3 734 1017; Test Measurement & Engineering Sdn. (Penang), Tel: 4 6422088; Netherlands: Heynen B.V., Tel: 485 55 09 09; New Zealand: Audio & Video Wholesalers, Tel: 9 279 7206; Norway: Lydconsult, Tel: 47-69-178050; Poland: ELSINCO Polska sp. z o.o., Tel: (22) 39 69 79; Portugal: Acutron Electroacustica Lda., Tel: 1 940 1785; Singapore: TME Systems Pte Ltd., Tel: 747-7234; Slovakia: ELSINCO Slovensko s.r.o., Tel: (7) 784 165; Slovenia: ELSINCO d.o.o., (61) 133 62 79; South Africa: SOUND FUSION MFG., Tel: 11 477-1315; Spain: Alava Ingenieros., Tel: 91 567 97 00; Sweden: TTS Tal & Ton Studioreknik AB, Tel: 31 52 51 50; Switzerland: Dr. W.A Gunther Audio Systems AG, Tel: 1 910 45 45; Taiwan, R.O.C.: Double Advance Tech., Tel: 2 2596 0696; Thailand: Massworld Company Ltd., Tel: 2-294-4930; United Kingdom: Thurby Thandar Instruments, Ltd., (09-04-98)cs

tion after two receiver chip manufacturers, NxtWave and Motorola, announced they had developed chips that solved multipath problems. Sinclair now believes those claims are overly optimistic.

"No consumer electronics manufacturer has proven that it has the technology to address the multipath issues," Smith said. "The benchmark for digital television reception has been raised by the COFDM standard and broadcasters should be allowed to use that technology.

"Based on the Consumer Electronics Manufacturing Association (CEMA)

## The FCC weighs in

A few weeks before Sinclair requested both modulation standards be used, the FCC's Office of Engineering and Technology issued a report comparing COFDM and 8VSB in response to Sinclair's modulation tests.

The study recognizes both standards offer "certain advantages and disadvantages" for DTV reception but concludes with the recommendation that the 8VSB standard be retained. Contributing factors to the FCC's decision include 8VSB's higher data rates data rate, spectrum efficiency and transmitter power requirements

"The problems identified by Sinclair are solvable with improved adaptive equalizer performance and that a well-designed 8VSB receiver should be able to provide satisfactory reception at the Sinclair locations," the report states.

The FCC report also states, "The test results indicated that DTV service availability approaches that of NTSC service in most instances and with expected receiver improvements will exceed it in the near future."

The executive summary and full text of the FCC's report can be found at [www.fcc.gov](http://www.fcc.gov).

| Group                    | # of Stations |
|--------------------------|---------------|
| ACME                     | 10            |
| Bahakel                  | 8             |
| CCA                      | 9             |
| Granite                  | 12            |
| Gray                     | 15            |
| Lambert                  | 3             |
| NexStar                  | 15            |
| Northwest                | 7             |
| Pappas                   | 12            |
| Paradigm/Quorum/Sullivan | 15            |
| Paramount                | 19            |
| Paxson/DP Media/partners | 100           |
| Pegasus                  | 10            |
| Second Generation        | 2             |
| Sinclair                 | 59            |
| USA                      | 12            |
| White Knight             | 1             |
| <b>Total</b>             | <b>309</b>    |

**Table 1. Sinclair's petition was supported by 16 other broadcast groups, representing about 250 television stations.**

model for 8VSB reception," Smith said, "it is estimated that the additional cost to the consumer for an outdoor antenna and rotor to receive 8VSB vs. COFDM is approximately \$400 per household, representing a \$40 billion tax on the American television viewing public."

In response, CEMA requested that the FCC dismiss Sinclair's petition because many of the concerns raised in the petition have been addressed and second generation receiver technology improves reception. The consumer electronics organization also claims that a change in modulation schemes would derail DTV by causing confusion and additional expense to stations and consumers alike.

"If a technical problem actually existed with the 8VSB standard, CEMA would be in the vanguard petitioning for change," said Michael Petricone, CEMA's director of technology policy. "Our members have every economic incentive to ensure that all Americans can enjoy the benefits of DTV." ■

## Motorola introduces DTV module for TV sets, STBs

**M**otorola has unveiled its new M-DTV module, which is designed to drive either a full-blown digital display monitor capable of HDTV or permit viewers to continue to use their current analog TV set but offer features available to DTV.

The Motorola MCT5100 M-DTV module integrates Motorola's new anti-multipath, 8VSB demodulator, along with their MPEG decoder and controller. This combination is capable of delivering a complete complement of ATSC DTV formats. In addition to this, the M-DTV module is also designed to increase the precision and clarity of the picture and enhance the audio of the viewer's television set. Although the module is design primarily to be included inside a TV set, VCR and the like, it will most likely be available in the familiar set-top box (STB) format to satisfy a very large, existing market of would-be digital TV viewers.

"Motorola's M-DTV module makes digital television available to consumers, providing higher-quality video and audio at competitive prices that they're willing to pay," said Jeff Davis, vice president of Global Sales and Marketing, Imaging and Entertainment Solutions group for Motorola.

M-DTV accepts analog IF input and features Dolby Digital 5.1 channel audio data output, various video output formats and a serial control port. The viewer will need a separate Dolby decoder to do the 5.1 channel audio bit. They will also need whatever interface device is required to do what they will do with the data port as well.

The idea behind the Motorola's M-DTV module is for manufacturers of televisions, VCRs and set-top boxes to be able to design low-cost alternatives to expensive HDTV sets. Monitors capable of showing a full HD picture in 16:9 aspect ratio may cost from \$3000 to \$10,000, and STBs that receive DTV broadcasts start at about \$700. The M-DTV module was specifically designed to address the cost



# New Rules Call for New Tools

MediaStream 1600 • MediaStream 700 • Thunder • iThunder

interconnect

open systems

flexible  
solutions

DTV

On-Air



Pinnacle Systems introduces the most comprehensive line of Broadcast Video Servers yet!

Content manipulation high on your list of needs? *Thunder excels*

Need mission-critical reliability to support your play-to-air? *MediaStream delivers*

Planning to re-purpose content for the Internet? *iThunder rocks*

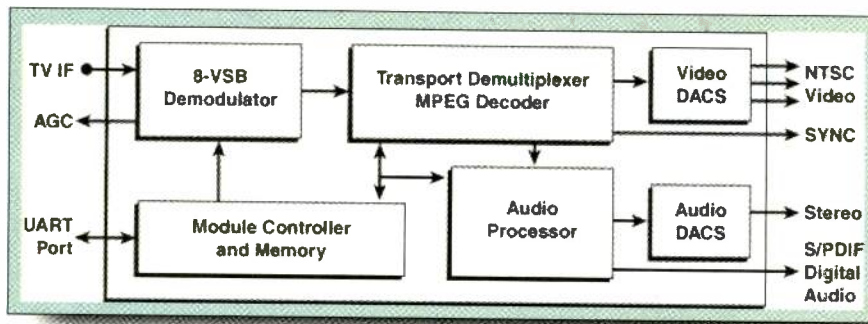
Our wide range of server options result in quality productions, proven reliability, tighter integration and increased flexibility. Plus, our world-class support and services organization will keep you on-air. Now you can pick the best server for each of your server needs. And because we partner with the best, choose your favorite automation software. *Affordable. Reliable. Upgradeable. That's Pinnacle Systems ...*

((((( (The Better Way to Broadcast™) )))))

Call today for complete Product or Demo information on our line of Broadcast Servers: 1(800) 963-3279  
Or visit our web site at [www.pinnaclesys.com/broadcast](http://www.pinnaclesys.com/broadcast)

**PINNACLE**  
SYSTEMS  
The Choice for Digital Video™

Circle (106) on Free Info Card




Motorola's MCT1500 module includes Motorola's 8VSB demodulator, and MPEG decoder. The chip, designed to be placed in TV sets and set-top boxes, is also designed to address the price barrier for retail TV sets and STBs.

of the design and production of digital TV sets and STBs and the development effort to bring a new DTV to market. With an initial price tag in the \$150 range and expectations of that to come down to below \$100 within the first year, that ought to be encouraging news to broadcasters.

Motorola is looking to have these modules available to their OEM partners by the end of the year and, depending on these partners, on the street shortly after the first of the year. ■

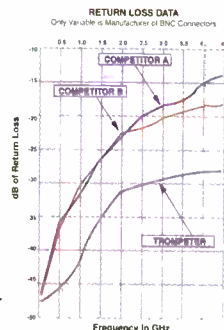
# HDTV I.Q. Test



## Find the true 75 ohm digital connector

Don't be fooled into believing that yesterday's BNC's are up to the demands of digital broadcasting. You need the *true* 75ohm connection that you get with the new sleek, black UPL2000 from Trompeter. It is the only BNC designed for high bit-rate digital video signal transmission and offers significant performance advantages over standard BNC's (@1.485 Gbps >8db return loss improvement). Built rugged to deliver reliable performance over time, the UPL2000 is priced right and available today.

Don't compromise your signal with yesterday's connectors. Do digital right with the sleek, black UPL2000.



Straight, 45° and 90° models. Various dia. cable sizes to support broadcast, post-production and CATV headends.



**GET QUOTES FAST... VISIT OUR WEBSITE TODAY!**  
[www.trompeter.com](http://www.trompeter.com) or call: 800 982-2629

Circle (107) on Free Info Card

## CBO, CEMA urge must-carry rules for cable

For broadcasters, the transition to digital has gone less smoothly than predicted. Factors such as construction delays, the current modulation scheme battle and a tepid consumer reception to DTV have slowed digital broadcasting's progress. In a recent report, the Congressional Budget Office (CBO) highlighted yet another DTV stumbling block: the lack of strong must-carry rules for cable.

In its report, titled "Completing the Transition to Digital Television," the CBO determined the DTV transition will continue beyond the 2006 deadline, a time when all TV stations must be broadcasting digital. At that time the analog spectrum is to be auctioned.

Currently, 30 percent of U.S. households receive TV broadcasts terrestrially, but the CBO expects that number to decline steadily through 2006 as more households subscribe to cable or satellite services. An estimated 67 percent receives its television solely through cable services. That number is expected to climb to 70 percent by 2006.

A successful transition to DTV is defined, in part, by its ability to be received by 85 percent of U.S. households by 2006. With the vast majority of households subscribing to cable providers and those providers' reluctance to carry digital programming, the CBO concludes DTV will falter without strong must-carry rules for cable from the FCC.

"Without digital must-carry rules for cable systems during the transition, a move that most cable operators oppose, the likelihood of reaching the 85

# next level solutions

SOURCEBOOK



SOLUTIONS FOR:

NEWSGATHERING

STUDIO

MASTER CONTROL

PROGRAM TRANSPORT

TRANSMISSION

TECHNICAL SUPPORT

**HARRIS**



Running digital and analog can be tough.  
Good thing there's geeks like us.

Making the digital transition would be tough enough if that was the only thing you had on your plate. But it's not. You've also got to keep your primary analog moneymaker up and running - and profitable. If you're not already in the throes of dual station operation, chances are you will be soon. So, if you're starting to wonder how you can possibly keep all these balls in the air at once, it's time to call in the geeks. At Harris, we have the top engineering minds in the business dedicated to developing solutions to help stations survive — and prosper — during this time of change.

**Look no further than Harris for a full range of analog and digital solutions. We go beyond transmission to total solutions for systems, design, integration and newsgathering. All backed by our reputation for reliability and service.**

### **Transmission Solutions That Work**

You know our reputation for building the best transmitters in the business. That hasn't changed, and our record speaks for itself. Our analog transmitters are a "stationhold" name throughout the industry, and we're leading the charge for DTV, too. We have more DTV transmitter installations under our belt than any of our competitors. Why should you care about all this? Because analog reliability is more important than ever in this dual station environment. And when it comes to getting your DTV signal on the air, our experience and track record are proof that we can deliver a solution for your station. And do it right the first time.



### **Smart Solutions for Studio Design and System Integration**

We've seen it happen too often - stations that are trying to get on the air in a hurry end up with an island of digital within their existing station that quickly becomes inadequate and, in some cases, obsolete. That's why we've taken a forward-looking approach to system design and integration. We can help you meet your current needs with an eye to the future, and we've developed innovative encoding, master control and monitoring solutions to make it possible. Whether you're building a ground-up facility or incorporating DTV into your current plant, we can help you design a system that will grow with you.



### **Newsgathering Solutions, Too**

The news isn't going to stop happening while you're making the transition to DTV. Look to Harris for mobile newsgathering units with up-to-date solutions, including our new **Reporter Tx<sup>2</sup>** ENG/SNG combination vehicle. Equipped with both microwave and satellite communications systems, this lightweight vehicle offers unlimited coverage area and increased flexibility for small, mid- and larger-sized markets. What's more, we have revamped our entire line of trucks. So, if you haven't considered a Harris-built mobile system lately, give us another look.



### **Business Solutions for Profitable Transition**

Harris offers business solutions to help you manage the transition financially as well as technologically. Ask us about our new financing program designed to help stations make the jump to DTV.



Harris provides total DTV product solutions.  
Not that the GM needs to know that.

With Harris as your DTV equipment provider, you can relax. As one of DTV's pioneers, we've got hands-on experience in helping many stations get their DTV signal on the air. But there's more to making a successful digital transition than getting a signal out to meet the FCC requirement. To take full advantage of DTV's incredible new capabilities, you need an intelligent, cost effective migration path that includes encoding, master control, PSIP, data insertion, monitoring and audio. That's where our experience comes in. We go beyond transmission to offer you total DTV product solutions that work. Solutions to help you get - and stay - on air. And if you don't want to tell your GM, that's fine with us.


# From digital master control to transmission, and nearly everything in between, Harris has the industry's deepest bench of digital television product solutions.

## ENCODING PRODUCTS

### FlexiCoder™ Encoding Solutions

Our family of ATSC MPEG-2 encoding systems includes the cost-effective **UniCoder™ SD** and **HD**, the modular **FlexiCoder™ VS5**, and the top-capacity **FlexiCoder™ VS21**.

These encoding solutions are available in 24 configurations - from basic, single channel standard definition or high definition encoding to fully redundant, multichannel HD encoding. The flexible designs allow for easy plug-in upgrades and expansions. The complete line features next-generation software enhancements including video-enhancing HD compression management, SD Statistical Management, Closed Captioning (CC), PSIP and data interface ports.




### MASTERplus™ for Digital Master Control

When it comes to digital master control, it's time to start thinking "inside the box." Our revolutionary **MASTERplus™** eliminates the standard, multi-box approach and frees up rack real estate by combining the functions of an SD to HD upconverter, two graphics keyers with multi-frame buffers, a test pattern generator, video and audio mixers onto a single circuit board designed to work inside the Harris FlexiCoder. The result: seamless switching between local SD feeds local HD feeds and network HD programming, local branding, voiceovers and more. **MASTERplus** is compatible with 1080i/720p and 480p 60 formats.



### PSIP Solutions

Harris' **PSIPplus™** is your fully automated solution for gathering, formatting and disseminating program system (PSIP) data. **PSIPplus** not only manages incoming external electronic program guide information, but also has easy-to-use local program editing capabilities. Harris' new **PSIP.com** makes it even easier for your station to offer an electronic program guide (EPG). With this new service, your station can download directly to your **PSIPplus** server.



### DATApus™ MPEG-2 Data Encapsulator

**DATApus™**, the industry's first MPEG-2 data encapsulator, makes it possible for you to add new revenue-generating services. **DATApus** inserts data into the MPEG-2 transport stream, allowing you to use 100% of your bandwidth and deliver data up to ten times faster than current telephone modems. **DATApus** maximizes bandwidth usage by opportunistically inserting data into null packets in the ATSC transport stream. **DATApus** gathers information from a variety of sources including IP, ATM, synchronous and asynchronous data.



## MONITORING AND FIELD MEASUREMENT

### ATSC Professional Receivers

The Harris **ARX-H100** and **ARX-H200** professional ATSC receivers let you monitor digital transmissions from any point in the air chain. These units can decode any of the 18 ATSC formats and signals from all VHF and UHF channels, and also support PSIP and Closed Captioning (CC). The ARX-H200 also provides equalizer tap information and signal-to-noise measurements, and features a TCP/IP remote control interface.




### MONITORplus™

This fully integrated plug-and-play transmitter site monitoring solution lets you monitor day-to-day RF signal quality, transport stream integrity and program video and audio signals. The one-rack system includes Harris' ARX-H100 professional ATSC receiver; an 8-VSB transmission analyzer; an HD color picture monitor; a professional 5.1 AC-3 audio decoding and monitoring system; and an MPEG-2 transport stream monitoring system.



### DTV M-1

Named *Television Broadcast's* "Best New Product of NAB '99," Harris' **DTV M-1** field-measurement truck is ideal for group owners, community tower operators and consulting engineers. The DTV M-1 provides ATSC and NTSC monitoring for comparative coverage studies and comes equipped with an integrated transmission monitoring system. The vehicle's Navigator - a custom designed software-based control system - automatically captures and logs the results of standard signal information field tests into a database to help you generate complete profiles of your coverage area.



## OTHER DTV SOLUTIONS

### CHE-H100 ATSC Channel Converter

Harris' **CHE-H100** is the broadcast industry's first frequency-agile ATSC channel processor. The unit upconverts or down-converts off-air signals to any of the standard cable channels (T-7 through 118) and inserts them into cable head-ends. The CHE-H100 also provides the ATSC channel conversion needed by in-house RF distribution systems for monitoring. The CHE-H100's channel processing circuitry uses Surface Acoustic Wave (SAW) filters to minimize group delay and provide superior adjacent channel rejection. Automatic gain control ensures a consistent output level. For simple operation in any application, all input and output frequencies are displayed on a channel-indicating LED.



### Digital Audio Solutions

Reproducing digital surround sound to match the quality of high-definition video requires the right equipment for the job. Harris provides a full range of digital audio solutions for television, including HD consoles, hard disk storage systems, source equipment and monitoring systems (pictured) with digital I/Os, and supporting Dolby® 5.1 surround sound. We can also help you upgrade your production facility to handle multiple channel audio for the creation of surround sound. Look to Harris to help you make DTV sound as good as it looks.





## TRANSPORT STREAM PRODUCTS

### WatchDog™ Transport Stream Monitors

The Harris WatchDog™ line of ATSC MPEG-2 transport stream monitors provides continuous, real-time analysis and error monitoring of your DTV transport stream. Watchdog's built-in alarm system immediately alerts station personnel of any transmission system failure. Watchdog also provides remote monitoring capabilities via a standard Web browser so it allows group owners to monitor multiple streams from a central location.

### Digital Routing Switchers and Distribution Amplifier

Switch between local and network transport streams with the Harris TRS-12 and TRS-12R 12 x 1 Routing Switchers. And, when you have multiple devices requiring one transport stream but no way to loop through inputs to them, rely on the TSD-310 Distribution Amplifier.

## TRANSMISSION

### A Complete Line of DTV Transmitters

Harris offers reliability and peace of mind with a full line of ATSC DTV transmitters to meet a station's allocated power needs. The entire line – Solid State VHF Platinum®CD Series or UHF DiamondCD™ Series, and the Sigma® CD-II IOT transmitter for higher power UHF applications – provides coverage ranging from 1.25 to 100 kW average power (5-400 kW peak).

### RTAC™

Implemented in the Harris CD 1A 8-VSB exciter and standard in all Harris DTV transmitters, Real-Time Adaptive Correction (RTAC™) system provides continuous and automatic correction for signals generated by Harris ATSC DTV transmitters. By maintaining signal quality at the optimal level or 27 dB or higher continuously, RTAC will ensure a television signal is reaching its intended coverage area at all times.

### CD-EYE™

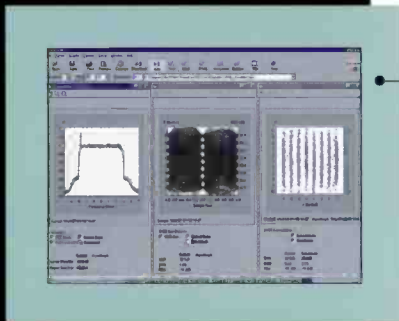

Remote transmission monitoring is as easy as the click of a mouse with Harris' new CD-EYE™ 8-VSB monitoring software. This PC-based system runs on Win95/98 NT platforms. Designed to connect to the CD 1A exciter and work in conjunction with RTAC, CD-EYE accesses information, performs signal analysis and displays it on a PC screen from any remote location. CD-EYE allows you to track key system parameters of your transmitter system over time, identify trends in performance, and head off problems before they occur.


### GUI

An intuitive Graphical User Interface (GUI) control system is standard on Harris DiamondCD Solid State and Sigma CD-II transmitters, significantly simplifying local and remote transmitter control and monitoring. The GUI provides easy-to-understand information about the transmitter's operating status, and more.

### Multichannel DTV Antennas

Check out Harris' family of antennas, including models for DTV that can handle up to five signals simultaneously. Antennas are available for low- to super-power applications with a variety of mounting options.





Technology is only part of what you need  
to stay on the air.

Implementing a digital system can be a frustrating experience. For many stations, digital technology represents uncharted waters. That's why it's important to have an equipment provider that can do more than sell you boxes. You need a game plan. You need consultation services. You need training. You need installation help. You need Harris.

**We go beyond product solutions to provide you with a complete range of consultation, installation and training services to help you get, and stay, on-air smoothly and cost effectively.**


### **Systems Design Consultation And Integration**

We'll do more than ship equipment to you. Our Systems engineers will work with you to develop a customized solution to fit your needs. Our systems integrators work with virtually all providers of studio and master control equipment, and our installation crews are the most experienced team you'll find anywhere. You can put that experience to work for your station in the areas of facility consulting, budgeting and planning; technical design and documentation; equipment supply; systems integration and commissioning; custom product fabrication; and technical furniture design and fabrication.



### **DTV Training Solutions**

We know that training is critical, so our **Broadcast Technology Training Center** in Quincy, Ill. is offering more DTV training classes than ever. And we've extended our **SmartPak DTV RF Training Program** offer, which allows stations to enroll in five courses for the price of three. SmartPak courses include: Intro to HDTV, TV Transmitter Systems and Installation, RF Transmission Fundamentals I and II and TV Transmitter Measurement Workshops. Coupons are valid for one year and can be mixed and matched among station personnel. Visit our Web site for detailed course descriptions and space availability at [www.harris.com/customer-service/training](http://www.harris.com/customer-service/training) schedule.





At Harris, we take our commitment to broadcasters very seriously. That's why we've invested in a new state-of-the-art headquarters that we believe will help us serve you even better. Centralizing our strategic Television, Radio and Systems business units with advanced digital engineering, Harris' recently completed Broadcast Communications Division's headquarters exists for one reason - to speed the development of the next level solutions you need to thrive in today's rapidly changing marketplace.

As Harris continues to move beyond transmission solutions to provide you with complete broadcast solutions, look for the fundamental qualities that made us number one in transmitters to make us your number one total equipment provider and systems integrator:

- Unparalleled reliability and support
- Field-proven products and future-ready technology that work
- Continued commitment to doing what it takes to get you on the air and keep you there

**HARRIS**

*next level solutions*

Harris Broadcast Communications Division | 4393 Digital Way | Mason, Ohio 45040  
[www.harris.com](http://www.harris.com) | 1-800-4-HARRIS ext. 3050

Copyright ©1999 Harris Corporation

percent penetration rate that marks the transition's end in a market appears small," the report states.

Cable's track record on carrying the local digital broadcasts in the various markets, as they come on line, has been any lackluster. Despite the work at places like CableLabs and other industry innovators, little has been done to establish standards for the necessary set-top-box converters in spite of the

## The CBO concludes DTV will falter without strong must-carry rules for cable from the FCC.

deadline for such standards approaching in middle of this next year.

In response to the CBO report, Gary Shapiro, president of the Consumer Electronics Manufacturing Association, urged the FCC to develop must-carry rules for cable.

"The CBO's independent report reaffirms what we have long said: a strong must-carry requirement is critical to the success of digital television," Shapiro said. "The CBO has confirmed that the DTV transition will slow if high-definition television and other new digital services are blocked or down-converted by cable systems. It is essential that these new services are available to all Americans, including cable subscribers.

"Heed the CBO's conclusions and issue a strong must-carry rule as quickly as possible," Shapiro said.

The CBO reports sounded an additional cautionary note. Even with must-carry rules, digital broadcasts could still fall short of reaching the 85 percent mark.

"The remaining 10 percent to 15 percent of television households that are not expected to pay for programming by 2006 make up the group that apparently values television the least," the report notes. "Getting enough of those households to adopt digital TV and so raise the market penetration rate to 85 percent is likely to pose the greatest challenge to completing the transition."

For the full text of the CBO report, see [www.cbo.gov](http://www.cbo.gov).

## Sony co-founder Akio Morita dies

**S**ony co-founder and developer of the Walkman, Akio Morita, died in early October of pneumonia in a Tokyo hospital at the age of 78.

Morita established the company as an international consumer electronics powerhouse, introduced now ubiquitous entertainment devices and diversified Sony's holdings.

Morita and the late Masaru Ibuka founded Toyko Tsushin Kogyo (Tokyo Telecommunications Engineering Corp.) in 1946 with about 20 employees. In 1958, Morita renamed the company Sony, in an effort to make the name recognizable internationally. Two years later, Morita moved to the U.S. to establish the Sony Corp. of America and offered company shares on the New York Stock Exchange in 1961, a first for Japanese companies.

Morita is credited with developing some of Sony's most successful products. The Walkman, introduced in 1979, was developed and champi-

oned by Morita despite his company's initial reservations. Under his guidance, Sony also developed the Trinitron, the VCR and introduced the Betamax format, which floundered in fierce competition with rival Panasonic's VHS format.

With Morita at the helm, Sony established CBS/Sony Group Inc., a joint partnership with CBS, in 1968, purchased CBS Records in 1988 and purchased Columbia Pictures Entertainment Inc. in 1989.

Morita became president of Sony in 1971 and served as the company's chairman and chief executive officer, chairman of the board and honorary chairman.



Sony co-founder Akio Morita

## M4 Messenger Answers the Call For High Speed Data



The **M4 Messenger Satellite Phone** from LandSea Systems will provide you **reliable global communications** for offshore platforms as well as remote mining and exploration. The Messenger via satellite transmits voice, data, e-mails, **video conferencing** and slow scan video at 64 kbps.



TEL: 757.468.0448  
[www.landseasystems.com](http://www.landseasystems.com)

## COMMUNICATE WITH US

Circle (108) on Free Info Card

## Kennard vows to reshape the FCC

Over the past several months, the FCC Chairman has alluded to making some major changes in the agency that governs our nations airwaves and communications systems. In an address given at the Georgetown University Law Center in early October, Chairman William E. Kennard, says his "New FCC" will be "fast, flat and functional."

Kennard said the FCC has established an "ambitious" five-year agenda designed to promote competition, protect consumers, and give every consumer access to basic and advanced telephony (communications)



FCC Chairman William Kennard

services. He noted those three basic goals are not all that different from the pillars of the Communications Act of 1934.

"The new FCC will do this by being ... fast, flat and functional," Kennard said.

To shorten the licensing and filing periods, Kennard said the Commission is making a concerted effort to "streamline" processes by becoming "paperless." The ultimate goal is for the agency to rely solely on electronic filing and licensing.

The future FCC will also become "flatter and more fluid" with smaller and more responsive work units. Congressional approval has been given to the commission's consolidation efforts with agency's new Enforcement and Consumer Information Bureaus. He said that those bureaus would go into operation in the very near future.

When it comes to the rulemaking process, Kennard promises to get rid of the older non-effective rules. "The FCC simply cannot be expected to write a rule for everything. The regulatory process is incremental. The market process is not," he said.

Kennard mentioned other areas relating to interagency mergers and the review process that will also be addressed as part of the new FCC. "I believe we can build an FCC that is fast, flat and functional. Working together, we have laid a good foundation for the FCC in the 21st Century," he said.

For the entire text of Kennard's speech, see the FCC web page at [www.fcc.gov](http://www.fcc.gov). ■

## Start-up company offers delivery of video to PCs

Geocast Network Systems Inc., a start-up company, has developed a timely method to deliver digital video and high-quality audio to personal computers, stating that its crossover architecture method combines "the bandwidth and immediacy of broadcast with the customization and control of the PC."

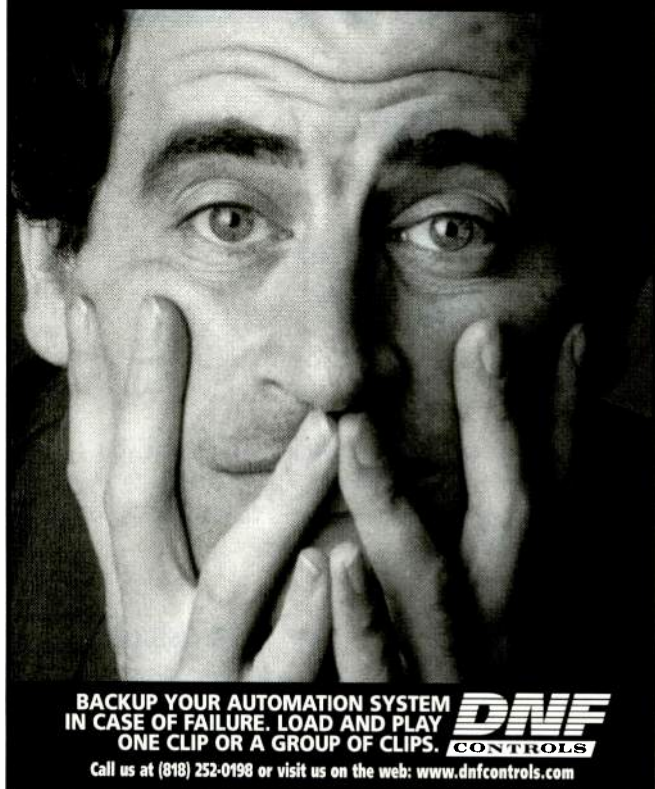
Geocast put together a package that makes timely deliverance of content to PC users. Joe Horowitz, chief executive officer of Geocast, says that the Internet's point-to-point architecture was never designed to deliver rich media content to a mass audience. The Internet industry has been trying to catch up to broadcasting by improving infrastructure, with lackluster results.

"By moving beyond the Internet and partnering with leading broadcasters, such as Hearst-Argyle Television, we can make programming with full-motion video and CD-quality sound instantly available to PC users. Our approach doesn't replace the Internet, but rather it frees up the Internet to do what it does best," Horowitz said.

Hearst-Argyle Television plans to use the Geocast system at their new digital television stations "to deliver rich-media content to PC users via the broadcast infrastructure." The Geocast approach bypasses the congestion and delays of the Internet, making customized information, entertainment and commerce instantly available to a mass audience of PC users. Under the terms of the agreement, Hearst-Argyle and Geocast will form a long-term partnership in which they will jointly contribute means, bandwidth, content and promotional opportunities, as appropriate to the mix.

Hearst-Argyle Chairman Bob Marbu sees the Geocast crossover architecture as a whole new opportunity for their stations to serve their respective local communities. Marbu suggest that Hearst-Argyle can develop specific programming for the PC user that will help to recoup some of the heavy investment they've made in digital broadcasting.

## WHAT AUTOMATION BACKUP?



**BACKUP YOUR AUTOMATION SYSTEM IN CASE OF FAILURE. LOAD AND PLAY ONE CLIP OR A GROUP OF CLIPS.**

**DNF CONTROLS**

Call us at (818) 252-0198 or visit us on the web: [www.dnfcontrols.com](http://www.dnfcontrols.com)

Circle (109) on Free Info Card

**Wanted:  
Technical  
Writers**

**Contact  
Brad Dick,  
Editor  
913-967-1737**

# DV 8. DV 12.

## Perfect balance despite the ups and downs ...



### ...of electronic reporting.

Compact digital cameras have become hugely popular. They are fast, light and highly versatile. But do they ensure a smooth take? How do you prevent vibration? What about fast panning? Special applications? Or shooting in dreadful weather conditions? You'll find that Sachtler provides the support you never had before for a digital camera. And including all the things you

expect from Sachtler; fluid damping in five steps, touch and go for speedy changes of location, and highly sensitive counterbalance – also in five steps.

You need to use a heavy lens? Or a lighting system? DV 8 and DV 12 have a carrying capacity of up to 10 kg/22 lb and 12 kg/26 lb. Even fast panning won't spoil your report.

**DV 8. DV 12. Because you have so much to report.**

**sachtler**  
corporation of america

55, North Main Street, Freeport NY 11520  
Phone: (516) 367-4900  
Fax: (516) 323-6844  
[www.sachtler.de](http://www.sachtler.de)  
3316, West Victory Blvd., Burbank, CA. 91505  
Phone: (318) 343-4436



Every scene is seen better  
with a Sachtler

Hearst-Argyle owns 22 television stations and have another four under management. The group reaches nearly 18 percent of U.S. households, making it one of the two largest non-network-owned domestic television station groups, as well as one of the seven largest television groups overall as measured by audience delivered.

The venture capitalists behind Geocast have been involved in such successful operations as Sun Microsystems, Ross Stores and Starsight Telecast/Gemstar. Geocast's key executives include John Abel, formerly the executive vice president of the National Association of Broadcasters (NAB); Charlie Jablonski, formerly the vice president of broadcast and network engineering for NBC Television, and Anita Wallgren, former legal advisor to FCC Commissioner Susan Ness.

To balance the mix with computer types, the software development team includes founding members from Netscape (including Tom Paquin), Silicon Graphics and IBM, and indi-

viduals from Cal Tech, Stanford and Berkeley. The hardware team, drawn from PMC-Sierra, Intel, and Cyrix, is based in Portland. Geocast has also recruited employees from the ranks of traditional and new media, including broadcasting, satellite, newspaper, online services and cable.

For more information, visit the Geocast website at [www.geocast.com](http://www.geocast.com). ■

## NBC dabbles in convergence

**N**BC is forming a partnership with a cable network that will blend the networks television offering with promotional efforts on the World Wide Web.

ValueVision's home shopping cable television network will be re-named SnapTV and a companion SnapTV.com Internet shopping service. This is all coming together as the result of strategies and alliances between ValueVision International Inc. and NBC Internet (NBCi). The deal is the result of a proposed merger involving Snap.com,

XOOM.com and several Internet assets of NBC.

ValueVision's cable name change, to SnapTV, will be phased in over the next six to nine months. Although the new SnapTV and its companion SnapTV.com network will continue to be owned and operated by ValueVision in coordination with NBCi, it will feature several new entertainment and innovative programming formats that highlight the whole idea of the convergence of television with the Internet.

The Internet shopping service will promote online purchasing along with and supported by streaming video of SnapTV's cable channel. NBCi will become the exclusive direct e-commerce partner for SnapTV, relying on core competencies and e-commerce management systems developed by XOOM.com, a key component of the proposed NBCi merger.

The Snap group and NBC plan a whole campaign of cross promotions where SnapTV is spotlighted in select NBCi Snap.com and on-air promotions on the NBC TV Network.

## You can't do *Sports Venues* without *Fiber...*



Telecast's Viper™ 442



## and you can't do *Fiber* without *Telecast*

On the field, on the track, on the green, or on the slopes ... wherever your game is played, fiber does it better.

Only fiber can take all of your signals – any resolution, any bandwidth, any format – as far as you want. And for HDTV fiber is essential.

Whether you're going the distance for broadcast, taking HDTV from the stadium, or sharing large-screen control centers between campus facilities, the answer is fiber.



The world leader in fiber optics for broadcast production  
(508) 754-4858 • [www.telecast-fiber.com](http://www.telecast-fiber.com)

Circle (111) on Free Info Card



ANALOG? DIGITAL? HYBRID?

# Whatever The Future Holds, You'll Be Ready!

## The DPS-470 Serial Digital AV Synchronizer

*First Choice of Broadcasters Worldwide*

# IN

### VIDEO:

SDI Serial Digital  
Composite  
Y/C  
Component

### AUDIO:

SDI Embedded  
AES/EBU Digital  
Analog Balanced

The DPS-470 serial digital component AV synchronizer bridges the gap between analog and digital facilities. Preferred by networks, broadcasters and mobile operators around the world, the DPS-470 features 10 bit ITU-R 601 component processing and adaptive comb filter decoding for maximum signal transparency. A built-in TBC and digital test pattern generator round out the features. The optional DPS AS-470 internal audio synchronizer module accommodates up to four channels of analog, digital or embedded SDI audio.

As you move to DTV, the DPS-470 is your insurance against obsolescence. Don't settle for anything less.

# OUT

### VIDEO:

SDI Serial Digital  
Composite  
Y/C  
Component

### AUDIO:

SDI Embedded  
AES/EBU Digital  
Analog Balanced



**DPS**



**DPS**

www.dps.com  
800-775-3314



GRASS VAL

AFTER MORE THAN 40 YEARS OF SUCCESS,  
WE'VE DECIDED TO BECOME A START UP.



# LEY GROUP

A new name,  
a new look.  
Same dedication  
to innovation  
and quality that  
has produced  
Emmy-award  
winning products.  
Come visit us at  
[www.grassvalleygroup.com](http://www.grassvalleygroup.com).



**Servers. Switchers. Modular. Routers.**

Circle (120) on Free Info Card

With Snap.com and XOOM.com, which together rank as the seventh most visited site on the Internet on a *pro forma* basis, will afford an incredible promotional and transactional capability that cut across broadcast television, cable television and the Internet. ■

## Stations prepare for satellite carriage

With the nation's lawmakers putting the final touches on the revised Satellite Home Viewer's Act (SHVA), it won't be long before viewers will be able to see their favorite hometown television stations on the direct-to-home (DBS) system of their choice.

The SHVA will impact every station now and in the future, as it becomes their turn to be carried on the DBS systems. According to Robert Mercer of DirecTV the four major networks in each of the markets selected will initially be carried by satellite TV providers. Unlike cable and the seeming limitless bandwidth

of fiber, DBS is limited without impressive compression technology and techniques such as statistical multiplexing. With the successful launch the DirecTV 1-R satellite into the 101° WL orbital slot last month, and by investing in technology upgrades at its two broadcast centers, DirecTV has the additional capacity to extend the delivery of local broadcast network channels.

As there are only two major players in the DBS business, there are serious

## The adoption of the SHVA will also alleviate a burden placed on most local stations.

questions as to how these stations will get their programming to the uplink facilities.

The adoption of the SHVA will also alleviate a burden placed on most local stations. Gary Stigall, chairman of the San Diego SBE Chapter 36 and senior maintenance engineer at KFMB-TV (CBS), said, "San Diego's network TV affiliates will be among those added to DirecTV's lineup, fi-

nally ending the Satellite Home Viewer Act (SHVA) paperwork and phone headache of the past year." Stigall continued, "KFMB (CBS), KGTV (ABC), KNSD (NBC) have all been swamped with calls and letters asking for exemption from the SHVA." The older SHVA supposedly protects the copyrights of local stations from intrusion of signals via satellite within their grade B contour. Stigall did see an interesting prospect in the viewer who would be willing to pay

\$5 or so extra each month just to see a local station in exchange for not having to maintain an antenna and mast.

The older SHVA has been fraught with problems. "Viewers fume over having to get separate exemptions from each station," Stigall said. Viewers fume over not having the choice to view what they want when they want it. There's no waiver provision

Broadcast engineers have more responsibilities than ever before. That's why you need Gentner's **GSC3000** Site Control System.

It allows you to **remotely control one site or multiple sites**. And because its automatic command capabilities are **event driven and time-based**, the GSC3000 quickly responds with appropriate and intelligent action—24 hours a day.

Plus, Gentner's GSC3000 is **expandable** from 8 to 256 channels of metering, status, and command.

But don't send Rover to the dog house just yet. He can still fetch your morning paper.



Go Ahead,  
Explain to Him Why Your  
New Best Friend is the  
GSC3000.

For more info: 1.800.568.9239 • 1.801.975.7200 • [www.gentner.com](http://www.gentner.com)

**Gentner**

Circle (114) on Free Info Card



DIGITAL  
BROADCASTING  
leaps into  
the future.

**Fast. Efficient. Flexible.**

News casters face a daunting set of technology choices as they approach the end of the century. Not only is there an ever-increasing need for production speed and quality, but the digital deadline looms large on the horizon. Avid NewsCutter® Effects is here now, and you can immediately reap the benefits of the first nonlinear Windows NT®-based editing system designed specifically for news. Because NewsCutter Effects provides instant random access to audio and video, the system is faster and easier to use than tape-based systems. And it's not just for editing! The Avid NewsCutter Effects system allows you to add special effects without tying up the control room or post-production suite. It's like getting two systems in one. Whether you need a standalone editing system, a DV-native workgroup system, or a complete client/server video production system, Avid has a fast, flexible news solution for your PC-based environment.

**Don't Settle.**

The **NewsCutter Effects** model is now shipping to broadcasters everywhere!

Call 800 949 AVID

[www.avid.com/newscutterfx](http://www.avid.com/newscutterfx)

**Avid**

tools for storytellers™

© 1999 Avid Technology, Inc. All Rights Reserved. Product specifications subject to change without prior notice. Avid and NewsCutter are registered trademarks and tools for storytellers is a trademark of Avid Technology, Inc. All other trademarks contained herein are the property of their respective owners.

Priority Code: NCBE199

Circle (121) on Free Info Card


in the law for recreational vehicles which travel countrywide.”


Stigall said he was informed that San Diego would be among 20 markets to be added to DirecTV's fare. "Fiber links from the stations will carry their signals to DirecTV's El Segundo facility," he reported. Most of the early markets will be accommodated on DirecTV's current system of satellites at 101° west, but as the system is filled, the group of satellites at 119° west would be utilized. Viewers wishing to receive both satellite systems would require an elliptical dish.

San Diego is an example of the kind of problems that have manifest themselves across the nation, with a little international spice added in for good measure. The four network stations transmitter sites are scattered in three different directions, KGTV (ABC) and KFMB (CBS) are to the north. KNSD (NBC) is to the east and XETV (Fox) is located to the south in the Mexican town of Tijuana, with studios in San Diego.

Seemingly, the FCC has not accounted for the obstacles to DTV signals presented by local terrain. "Local canyon terrain sometimes prevents reception even within the grade B contour," Stigall said. "The grade B contour was based on a predictive model from the 1950s, which didn't take into account the terrain. Temecula, for example, is considered within the grade B contour of KGTV and KFMB though shadowed behind ridges at the Riverside county line."

DirecTV plans to provide customers in the next few months with set-top boxes which would decode the digital signals of their satellites and terrestrial ATSC and NTSC, with seamless integration of their channel navigation services and no A/B switch required. Echostar V was launched September 23 to add local programming to the Dish Network's lineup of 500 channels. ■

 Send questions and comments to:  
[larry\\_bloomfield@intertec.com](mailto:larry_bloomfield@intertec.com)

We want to hear from you.  
So write to us and let us  
 know what you think.

#### STAFF

[brad\\_dick@intertec.com](mailto:brad_dick@intertec.com)

[jim\\_saladin@intertec.com](mailto:jim_saladin@intertec.com)

[patrick\\_murphy@intertec.com](mailto:patrick_murphy@intertec.com)

[drdigital@compuserve.com](mailto:drdigital@compuserve.com)

#### AUTHORS

[larry\\_bloomfield@intertec.com](mailto:larry_bloomfield@intertec.com)

[harry\\_martin@intertec.com](mailto:harry_martin@intertec.com)

[jerry\\_whitaker@intertec.com](mailto:jerry_whitaker@intertec.com)

[michael\\_robin@intertec.com](mailto:michael_robin@intertec.com)

[brad\\_gilmer@intertec.com](mailto:brad_gilmer@intertec.com)

[kare\\_anderson@intertec.com](mailto:kare_anderson@intertec.com)

[don\\_markley@intertec.com](mailto:don_markley@intertec.com)

[paul\\_mcgoldrick@intertec.com](mailto:paul_mcgoldrick@intertec.com)

[www.broadcastengineering.com](http://www.broadcastengineering.com)




# Axon.

Casting new  
light on  
**digital**  
optical fibre  
transmission

#### Digital fibre optic transmitter and receiver cards

If you've ever experienced optical fibres accidentally breaking where they emerge from the front panel of your router or transmission system, you'll appreciate the Axon FOT-100 transmitter and FOR-100 receiver



cards. Because they feature an innovative contact block that puts the optical connectors at the rear where they really belong. Out of potential danger yet able to perform in accordance with proposed SMPTE standards for digital fibre transmission. These cards are designed to handle even difficult pathological test patterns without problems.

To throw some more light on them and all other Axon digital broadcasting solutions come to SMPTE New York, 19-22 November 1999 Stand # 222-223



THE MARK OF DIGITAL ACHIEVEMENT

AXON DIGITAL DESIGN BY

THE NETHERLANDS. PHONE: +31 (0)13 511 6666.

UNITED KINGDOM. PHONE: +44 11 89 21 3700.

U.S.A. PHONE: (212) 265 6865.

<http://www.axon.nl>

Circle (122) on Free Info Card

# Wavetek Wandel Goltermann Test Solutions In the heart of Digital Broadcast

## MPEG-2 ATSC/DVB

Simulation  
Development  
Validation

Installation  
Troubleshooting  
Monitoring  
Supervision



**Wavetek Wandel Goltermann** offers a full range of innovative test and supervision solutions for world-class support of all the players in digital-TV provision.

Our objective... to provide our customers with complete control over all MPEG multiplex parameters and components.

Our **Digital Broadcast Test Solutions** enable faster time-to-market for developers, quicker troubleshooting in the field, easier system integration and maximum uptime of Digital Broadcast services, to the benefit of the end-customers.

Employing 2600 people worldwide, Wavetek Wandel Goltermann is a leading provider of a global range of communications test equipment and systems for **Telecom, Datacom, Cable** and **Digital Broadcast** infrastructures.

For more information or the free evaluation software, contact us at:  
**(800) 851-1202**

or visit our Web site at:  
[mpeg.wwgsolutions.com](http://mpeg.wwgsolutions.com)

Also you can contact us at:  
[mpeg@wwgsolutions.com](mailto:mpeg@wwgsolutions.com)





## Auction results

BY HARRY C. MARTIN

The FCC's first auction of broadcast channels began Sept. 28, 1999, and concluded on Oct. 8, after 35 rounds of bidding. The following were the winning bids and bidders for full-service TV construction permits:

Winning applicants were required to post 20 percent of their winning bids in late October. These applicants will be made subject to petitions to deny in early December. Applications drawing no such petitions will be listed on a public notice as grantable and then granted upon submission by the applicants of the remaining 80 percent of their winning bids.

### New channels for pending Channel 60-69 applicants

The Mass Media Bureau advised that the Commission will set a window filing period for Channel 60-69 NTSC applicants to specify alternative channels.

The Commission re-allocated Channels 60-69 for fixed, mobile and broadcast services and designated a portion of that spectrum for public safety use. This re-allocation was designed primarily to help meet the needs of the public safety services for additional spectrum. In the same rulemaking, the Commission said it would give those applicants with pending Channel 60-

| Market             | Winning Bid | Successful Bidder                        |
|--------------------|-------------|--|
| Virginia Beach, VA | \$8,752,000 | Winstar Broadcasting Corp.               |
| Manteo, NC         | 4,373,000   | Danbeth Communications Inc.              |
| Tallahassee, FL    | 2,765,000   | Channel 24 Corp.                         |
| Rapid City, SD     | 1,412,000   | Rapid Broadcasting Co.                   |
| Great Falls, MT    | 888,000     | Winstar Broadcasting Corp.               |
| Missoula, MT       | 888,000     | Winstar Broadcasting Corp.               |
| Roswell, NM        | 762,000     | New Mexico Roswell 21, LLC               |
| Sunvalley, ID      | 654,000     | Marcia T. Turner d/b/a Turner Enterprise |
| Coos Bay, OR       | 342,000     | Todd P. Robinson                         |
| Silver City, NM    | 320,000     | KOB-TV, L.L.C.                           |
| Marquette, MI      | 320,000     | Winstar Broadcasting Corp.               |
| Butte, MT          | 160,000     | Winstar Broadcasting Corp.               |

### The winners of new LPTV construction permits were:

|                          |             |   |
|--------------------------|-------------|---|
| New York-Elizabeth       | \$1,296,000 | WKOB Communications Inc.                |
| Tampa/St. Petersburg, FL | 509,000     | Trinity Broadcasting Network            |
| Tucson/Jaynes, AZ        | 241,000     | Univision Television Group Inc.         |
| Santa Rosa/Lakeport, CA  | 140,000     | Univision Television Group Inc.         |
| San Antonio, TX          | 120,000     | 3 Angels Broadcasting Network Inc.      |
| Omaha, NE                | 118,000     | Pappas Telecasting of the Midlands Inc. |
| Austin/Giddings, TX      | 80,000      | Trinity Broadcasting Network            |
| Fort Myers, FL           | 60,000      | Paxson Communications LPTV Inc.         |
| Tyler/Jacksonville, TX   | 58,000      | 3 Angels Broadcasting Network Inc.      |

69 NTSC applications an opportunity to amend their applications to specify alternative channels below Channel 60 where such channels are available and, if necessary, to modify their sites and/or tower heights in order to eliminate any conflicts with existing NTSC stations or DTV allotments.

The anticipated Channel 60-69 window notice also may provide an opportunity for "freeze" waiver applicants (i.e., those applicants who filed an NTSC application for a community within a freeze zone) to amend their applications to eliminate any conflicts with NTSC or DTV stations/allotments. Affected applicants should begin now to search for a suitable alternative channel.

### TV duopoly logjam expected

The Commission's new local TV duopoly rules may create problems in some markets because they require that at least eight separately owned TV stations ("voices") remain in a market before the duopoly is allowable. For example, in a DMA with nine TV

stations, two stations might wish to acquire a second station in the market. The grant of the first application, however, would bring the number of TV voices in the market down to the eight-station limit and the second application could not be granted. If both duopoly proposals were filed on the November 16 effective date of the new rules, as can be expected, only one could be granted.

In September, the FCC sought comments on how it should determine the order in which to select among such applications. The favored method is a lottery. Under this procedure, each potentially conflicting application would be assigned a random number by use of one or more forced-air blowers containing numbered ping-pong balls. The applications then would be processed in numerical order, beginning with the lowest file number. ■

*Harry C. Martin is an attorney with Fletcher, Heald & Hildreth, PLC, Rosslyn, VA.*



Send questions and comments to: [harry\\_martin@intertec.com](mailto:harry_martin@intertec.com)


## Dateline

TV stations in the following states must file their biennial ownership reports on new Form 323 (or Form 323-E for non-commercial stations) on or before Dec. 1: Alabama, Connecticut, Georgia, Maine, Massachusetts, Minnesota, Montana, New Hampshire, North Dakota, Rhode Island, South Dakota and Vermont.

All non-commercial stations must have submitted their DTV applications on or before May 1, 2000.



# Should've gone with ADC Superjacks.



## Future-proof yourself and your network with the only video jacks for uncompressed HDTV.

Broadcasting has never experienced greater uncertainties than its move to digital. Even relatively minor components like video jacks could have major repercussions down the road if you pick the wrong ones: shutdown costs, recabling, lost time. ■ That's why we developed ADC Superjacks—the only video jacks with enough bandwidth for any digital format. ■ How much is that? As the formula below shows, you'll need at least 2.228 GHz to comfortably handle HDTV. Easily accommodated by both our SVJ-2 and our MVJ-3 Super Video Jacks, the only jacks to surpass SMPTE® 292M standards. And both function at true 75 ohm impedance over the entire bandwidth. Is it worth it to take a chance with cut-price jacks? ■ ADC Telecommunications. We've got answers before you have questions.

$$\text{Min. bandwidth for HDTV} = \frac{D_R}{2} (\times 3) = \frac{1.485}{2} = 742.5 \text{ MHz} (\times 3) = 2.228 \text{ GHz}$$

3rd Harmonic = 2.228 GHz

$D_R$  = data rate

Do the math: the equation for figuring out the bandwidth you'll need to broadcast HDTV. No matter how you figure it, it adds up to ADC Superjacks.

### ADC Superjacks

Why take chances?



Call us at  
**1-800-726-4266**

for more information and a free booklet:  
"How to Build Your Digital Infrastructure."

Or visit us at  
[www.adc.com/Products/AVproducts/index.html](http://www.adc.com/Products/AVproducts/index.html)

**ADC Telecommunications**



## What is HD?

JERRY WHITAKER, BE CONFERENCE CONSULTANT

The twin benefits of HDTV — increased resolution and wider aspect ratio — have made believers out of many HD skeptics. The value of this “new viewing experience” as it was first described by NHK scientists, has been demonstrated in countless productions, everything from “Monday Night Football” to “The Rose Parade.”

However, debates can still be heard over what is “true” high definition. Is it really just 1080-line, 24-frame progressive and its cousin 1080i? Where does 720p fit in to the equation? These issues are examined this month from three different perspectives. First, on the vendor side is Phil Livingston, Panasonic Broadcast & Television Sys-

tems Co. On the expert side we have Eric Denke, vice president and operations manager for American Production Service, and Steve Flanagan, vice president of engineering for Post-Newsweek Stations Inc. ■



Send questions and comments to:  
jerry\_whitaker@intertec.com

### EXPERT

Phil Livingston,  
Panasonic

While HDTV is truly beautiful in the eye of the beholder, it is also the subject of great debate. What constitutes HDTV? Is it the origination? The production? The transmission? The display in the consumer's living room?

Before we count pixels and debate scan techniques, let us consider aspect ratio. The 16:9 widescreen is the first and perhaps the most striking attribute of some DTV and all HDTV in the U.S. To steal a line, “It changes everything.” The image composition changes — or it should. The MCU single head shot of the news anchor leaves him or her lost in a 16:9 wasteland. The “two-shot” that never worked in 4:3 looks great in 16:9. The whip pan that brought excitement to sports can bring nausea when the image fills much of the audience's peripheral vision. Why would one raise these issues here? Because if HD images are composed for 4:3 and 16:9 simply “protected” so no unwanted stuff gets into the shot, HD will lose much of its impact. The wide-screen image should be composed as such, and those who have used high definition (like the ABC team covering “Monday Night Football”) report that the composition is different. Therefore, to be high definition it must be created as a wide aspect image.

Now let's count pixels. Digital standard definition has 720 pixels (Y) per line and 480 lines, and in the studio the active video occupies about 170Mb/s.

1080-line HD has 1920 pixels per line, and uses about 1Gb/s, or five times the data. 720 progressive has 1280 pixels per line, but because all the lines come in one frame the data rate is just under 900Mb/s. This is why the ATSC table shows 1080 and 720 as high definition — all that data represents image detail that will be perceived as high defini-

who wish to judge the various image formats should question the filtering effect of the monitor. Pragmatically, it also means that high definition at the production end may not be the same as high definition at the receive end if for no other reason than the displays will be different. Of course, Panasonic is rapidly developing new display tech-

**High definition at the production end may not be the same as high definition at the receive end if for no other reason than the displays will be different.**

tion. Add to this mix the demand by Hollywood for a 1080-line 24-frame progressive “master” format that would have the resolution of 1920x1080, but with no interlace artifacts. This is definitely HD, and electronic image conversion and 3:2 pull down will allow the creation of any sub-format from that master for distribution.

By the way, will the consumer see a HD image? The issue here is the same one facing program producers and broadcasters. The display device forms the final low pass filter before the viewer's eyes. If the display cannot resolve all the detail in the picture, either due to size (i.e. the surface area is too small) or construction (e.g. the size of the phosphor “dots” in a CRT is too big), then the received image will be only as good as the display can make it. While this may seem obvious, it means that those

nology like high-performance plasma to mitigate this difference and to assure that the detail captured at the beginning arrives for the consumer.

Lastly, let us not forget audio. Surveys from the earliest days of high definition show that, given identical displays, consumers think the picture is better when the audio is enhanced. Improved multichannel audio is and should be part and parcel of the HD experience.

To me, high definition means composed and delivered in widescreen with many times more image information carried as faithfully as possible to a viewing device with the best resolution possible. However, I would be remiss if I didn't say that compromises will probably be made in order to send other digital information along with the audio and video that can augment and enhance the viewing experience, and that

# MEET DIGICART'S NEW BIG BROTHERS.

360 Systems' new TCR recorders extend a tradition that has made DigiCart a favorite in television broadcast.

We've added time-code, 24-bit audio, and almost unlimited recording time. Not to mention 9-pin serial control, VTR emulation, and the instant synchronization you'd expect from a next generation design.

TCR recorders provide a great upgrade path from tape. Just attach your existing connectors to the rear-panel, drop it in and pick up the pace.

Two models let you match TCR's size to your studio needs: Our 4-track TCR4 provides the extra audio tracks that DATs and VTRs usually don't have. Plus, the speed and accuracy of a hard disk system. And with TCR, routine maintenance is a thing of the past.

The TCR8 recorder is positioned for the demands of today's taping, post-production, and sports play-out. Its eight tracks are also an ideal choice for the surround-sound requirements of DTV.

Our new family of TCR recorders delivers the broadcast feature set, reliability, and sensible price you've come to expect from 360 Systems.

TCR4 and TCR8 are shipping now. Call us at (818) 991-0360 to receive a color brochure, or to arrange a demonstration at your facility.



## 360 Systems' TCR™

*The next generation production recorder.*

**TCR4™ \$5,495.00 TCR8™ \$6,995.00\***



## DigiCart® II Plus

*The broadcast standard for quality and reliability in digital audio play-out.*

PROFESSIONAL DIGITAL AUDIO

Circle (113) on Free Info Card

For more information call (818) 991-0360 / Fax (818) 991-1360 / e-mail: info@360systems.com / Website: www.360systems.com

© 1999 - 360 Systems. DigiCart, TCR, TCR8, TCR4 and the 360 Systems logo are trademarks of 360 Systems. \*Suggested U.S. retail.

DTV and HDTV are not just about great pictures anymore. I would also be remiss if I didn't say that there will be a significant role for SD images integrated into HD programming. One can easily imagine upconverted news field footage combined with studio production to create an impressive and cost-effective final result. ■

*Phil Livingston is vice president, Strategic Technical Liaison, for Panasonic.*




## VENDOR

**Eric Denke, American Production Services**

.....

HDTV, bigger is better? Well, I think so anyway. As long as you can get it down the digital pipes that exist today and tomorrow, make the files as big as you can. Digital HDTV is just a sequence of digital picture files anyway. From a production standpoint would you rather have higher resolution or lower resolution files? A printer will tell you that the higher pixel count is always better. As far as the broadcast standards go, let them do what they



## VENDOR

**Steve Flanagan, Post-Newsweek**

.....

I was initially critical of ABC's decision to start HDTV programming in 720p rather than 1080i. My observations at that time were that 1080i had a superior picture, equipment availability was a real concern and, because most first-generation sets used 1080i as the native scanning format, allowing the TV to make the final conversion had the potential for vastly differing viewing experiences.

Now with several ABC "Monday Night Football" games behind us I must admit my initial concerns re-

want. Component digital television, off-air ATSC or whatever, looks great in all of the digital standards including 480i or p. I think the consumer electronics people say that it needs to be at least 720 lines to be considered HDTV. But for production, you want the highest possible frame size. We may even be doing 1080 60p someday, which is the highest of all the DTV standards. But for now 1080i is the best and only solution for post out there.

I am very prejudiced to 1080 24p and 1080 60i. Why would you adopt another production standard that no production is taking place in? Most of the 720p footage you have seen has been 1035i, 1080i HDTV or film and converted to 720p. The only major exception I can think of is "Monday Night Football" with its prototype 720p cameras. How annoying would it be for someone to give us a 720p recording without the existence of a readily available conversion box? Now I would have to dub it over to a 1080 format before I can use it. Imagine the interchange between TV stations in your area. 720p would be like using a PAL camera to shoot and edit for television here in the U.S.

The systems at American Production Services are 1080i and can handle all of the existing 1035i footage. Yes, 1035i was a standard. All of the post produc-

.....

tion we did on the first few hours of PBS in high definition was actually 1035. This includes "Cringely's Crash Course on DTV" and "Chihuly Over Venice" that were posted in HDTV here at APS Seattle. Currently all of the HDCAM machines we own can convert 1035 to 1080 seamlessly. This is very important because most of the footage that is already out there is 1035, not 1080. Most Sony cameras are now 1080i and make this conversion unnecessary. The point here is that we already have had two so-called 1080 standards already and now are on the brink of a third, 1080 24p.

First and foremost, this DTV transition is about picture and sound quality. Sure, there will be exciting future opportunities with datacasting, multicasting and other digital services, but until consumers embrace the DTV technology, those potential revenue streams will likely be small. It's the quality of the pictures that will entice viewers to purchase a new set, and both 720p and 1080i produce an enhanced viewing experience that is superior to anything available in the home to date. As far as this debate is concerned I think 720p is HDTV. ■

garding 720p were unfounded. The pictures are very good, certainly far superior to NTSC, even when critically viewed on a 100-inch projection TV. I have not talked to anyone who has seen the pictures (professionals or consumers) who has not been astounded by their quality.

ABC has put considerable effort into the DTV graphics for "Monday Night Football," and it shows. Progressive scanning means graphic elements are crisp and clean, which opens up new possibilities to designers. Overall, the efforts from ABC have been first rate.

720p produces a high-quality picture, capable of creating an "Oh, wow" reaction from anyone who sees it. Will it become the de facto standard? It's far too early to tell, but it will give viewers a great picture, one that will hopefully drive consumers to purchase HDTV sets.

.....

*Eric Denke is vice president and operations manager for American Production Services.*

.....

*Steve Flanagan is vice president of engineering at Post-Newsweek Stations Inc.*

**Wanted: Technical Writers**

**Contact Brad Dick,  
Editor**

**913-967-1737**

Now one call gets you the best of both worlds.

“Technologically savvy,  
quick and nimble in  
custom design.”

“System solutions,  
financial and R&D muscle,  
global player.”

**VLSI**



Today it takes real speed, flexibility and world-class resources to help you stay ahead in new SOC development. Now, with VLSI Technology on board, one call to Philips Semiconductors brings you the solutions to get you to market faster. Our in-depth ASIC hardware and software expertise targets your design requirements with pinpoint accuracy. Our comprehensive portfolio of critical technology building blocks for system solutions enables rapid, flexible customization in consumer, telecom, PC and automotive applications. And truly global R&D and production resources mean we're equipped to meet even the most demanding development and production challenges. To find out more, call us today on 1-800-477-1500, ext. 1925 or visit [www.semiconductors.philips.com](http://www.semiconductors.philips.com)

Philips Semiconductors leads the way in solutions for:

• Communication • Consumer • Automotive • PC/PC peripherals • Networking



**PHILIPS**

*Let's make things better.*

Circle (124) on Free Info Card



## Transition to Digital

### Compression concepts, part 1

BY MICHAEL ROBIN

**E**lectromagnetic waves, the preferred medium for transmitting information, have a finite useable spectrum. This has led to a global concern for the standardization of transmission channels. Spectrum standardization provides efficient use and minimal mutual interference for everyone's benefit. Transmission fidelity and the reproduction of visual and aural information are closely related to and dependent on available bandwidth and the manner in which it is used. Over the last 100 years, we have witnessed the development and availability of ever more sophisticated, reliable spectrum-saving transmission methods.

In parallel with transmission systems development, there have been comparable developments in visual and aural information storage. Visual information storage started with photography in the 1820s. Early experiments to simulate movement by projecting a sequence of still pictures

culminated in 1890 with the development of cinematography through the joint efforts of Thomas Alva Edison and George Eastman. Audio recording predates the developments in moving pictures; in 1877, Edison developed the phonograph (wax cylinder recording). The following year, Berliner introduced the gramophone (disk

### Transmission fidelity and the reproduction of visual and aural information are closely related to and dependent on available bandwidth and the manner in which it is used.

recording). Audio was recorded in real time; time compression was neither necessary nor applied. However, due to the primitive recording and playback methods, the recorded frequency range was typically 200Hz to 3kHz. So-called moving pictures in-

roduced a form of time compression by limiting the number of pictures recorded per second to slightly more than the human visual system needed to perceive smooth motion. The 1940s witnessed the development of audio tape recording with several standardized tape/head speed choices and related frequency response and SNR

limitations. The 1950s saw the development of the professional VTR using narrow-band FM concepts and rotating heads. This reduced tape consumption while providing reasonable, and ever improving picture quality.

#### Analog compression

Analog systems offer relatively limited means of data reduction. The types of compression used are often related to human perception characteristics and reflect the technological limitations of the times. Several examples of analog compression schemes follow.

Motion pictures represent movement by projecting a succession of still images. The number of images per second was chosen taking into consideration two human visual system (HVS) characteristics:

- The ability of the viewer to retain or in some way to remember the impression of an image after it has been withdrawn from view. When the light entering the eye is shut off, the impression of light persists for about 0.1 second. Consequently, 10 pictures per second can adequately convey the

## FRAME GRAB

A look at tomorrow's technology

### ATSC lags behind DVB in total TV household penetration

| Digital Terrestrial Standards | TV Households (000) | Percent of TV Households |
|-------------------------------|---------------------|--------------------------|
| DVB-T                         | 190,263             | 18%                      |
| ATSC                          | 150,600             | 14%                      |
| ISDB-T                        | 44,200              | 4%                       |
| Not Committed                 | 666,795             | 63%                      |
| <b>Total TV Households</b>    | <b>1,051,858</b>    | <b>100%</b>              |



Committed to DVB-T are Western European countries, Australia, New Zealand, Singapore and India

Committed to ATSC are US, Canada, Mexico, South Korea, Taiwan, Argentina

Committed to ISDB-T is Japan

SOURCE: Allied Business Intelligence

INTRODUCING THE  
**Omneon VIDEO AREA NETWORK™**

**ONCE AGAIN, YOU'LL GO  
PLACES YOU NEVER THOUGHT POSSIBLE.**



*Amazingly, a single notion created possibilities that were previously unimaginable. The Omneon VIDEO AREA NETWORK is destined to do the same for the evolving television industry. Reaching far beyond the content production and distribution capabilities of existing systems, the Omneon VIDEO AREA NETWORK supports a wide range of digital services from television to the Internet. In fact, the Omneon VIDEO AREA NETWORK is the only system offering it all -- **integrated networking and storage, scalable architecture, data-type independence.** Get ready to explore new possibilities.*



[www.Omneon.com](http://www.Omneon.com)

VIDEO AREA NETWORK is a trademark of Omneon VideoNetworks, Inc. ©1999 All rights reserved

**Circle (125) on Free Info Card**

  
**OMNEON  
VIDEONETWORKS**  
*You're on.*

illusion of motion.

- The HVS requires a picture repetition rate in excess of 10 still pictures per second to reduce flicker. The critical flicker frequency is the minimum rate of interruption of the projected light that will not cause the motion picture to appear to flicker. The perception of flicker varies widely with viewing conditions and picture material. Comfortable viewing requires in excess of 24 pictures per second. For film projection, each picture is projected twice, resulting in a flicker rate of 48Hz.

As a second example, analog double sideband amplitude modulation transmissions (DSBAM) use an allocated spectrum (between 500kHz and 1700kHz) consisting of adjacent contiguous 10kHz transmission channels (9kHz in Europe). This results in a maximum transmitted audio bandwidth of 5kHz (4.5kHz in Europe). This reduced audio bandwidth is effectively an analog compression process based on the technology of the 1920s. It is obtained by reducing the audible spectrum (approximately 20Hz to 20kHz) to 200Hz to 5kHz (4.5kHz), matching (then) available equipment and spectrum management constraints. Because a large portion of the audible spectrum is eliminated, the result is a perceptual loss.

Finally, analog television standards make effective use of several widely ignored compression concepts. The final aim is to reduce the transmitted channel bandwidth as follows:

- The total number of scanning lines per picture was adopted taking into consideration the number of vertical details (total number of scanning lines in this case) discernible at an empirically selected distance from the TV screen (6x the picture height). It was determined by experiments that the eye resolves about 572 vertical details under these conditions. North America adopted 525 lines (slightly below

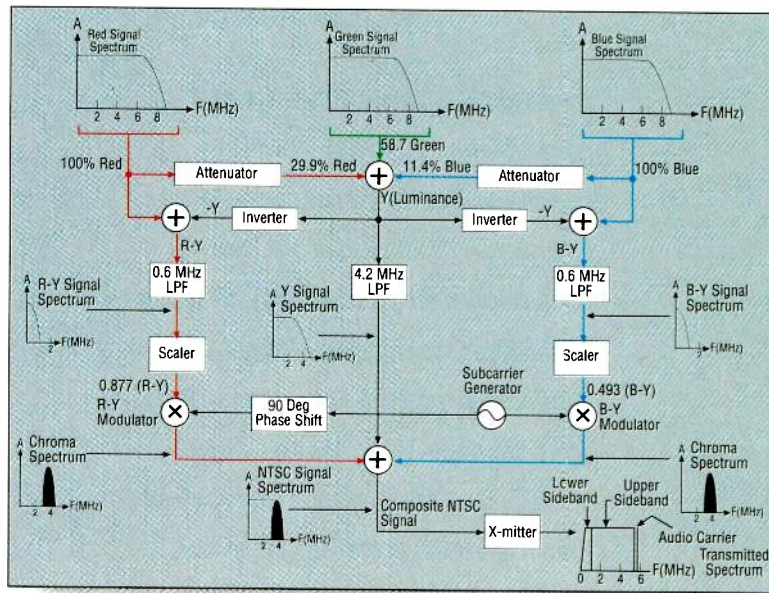
and Europe adopted 625 lines (slightly above) the visibility limit. This choice limited picture resolution based on human vision characteristics.

- Interlaced scanning was adopted to reduce the transmitted bandwidth. Given the frame rate of 29.97Hz (nominally 30Hz or 25Hz in Europe) the video bandwidth is reduced to one half of what would be needed for a progressive scan. The resulting large-area critical flicker frequency is equal to the field-rate (59.94Hz or 50Hz). Consecutive field line-to-line differences are perceived as interline flicker, mostly unnoticeable by the eye and

have required an 8.4MHz transmitted bandwidth plus an extra 200kHz for FM audio. A progressively scanned picture with an 8.4MHz video bandwidth would have required a 16.8MHz double sideband transmission channel.

- Color information is transmitted using a set of two bandwidth-limited ( $\approx 600$ kHz) B-Y and R-Y signals, each modulating in amplitude an associated suppressed subcarrier of about 3.58 MHz. The reduced chrominance bandwidth reflects the eye's reduced sensitivity to colored picture details. The modulating process is suppressed carrier, double sideband amplitude modulation of two subcarriers in phase quadrature (we might refer to this process as SCDSBQ-PAM). The selected NTSC subcarrier frequency is  $455/2 f_H$  ( $f_H=15734.25$  Hz) allowing the chrominance information to be frequency division multiplexed (FDM) with the monochrome (luminance) information thus maintaining the baseband spectrum of 4.2MHz.

These methods are effectively analog compression processes that allow the reduction of the transmitted bandwidth. Figure 1 summarizes the analog NTSC compression scheme.



**Figure 1. Compression methods used for analog video include interlace scan, bandwidth limiting, multiplexed chrominance information and vestigial sideband transmission.**

a small price to pay for the bandwidth reduction achieved.

- Vertical resolution equals 0.7x the number of active lines or about 339 vertical details. Given the 4:3 picture aspect ratio and a requirement of equal horizontal and vertical resolution the optimal video bandwidth equals 4.2MHz vs. the 8.4MHz needed for progressive scanning.



- The FCC allocated transmission spectrum is divided into 6MHz segments (channels). The video transmission mode is vestigial sideband amplitude modulation (VSBAM), i.e. an upper video sideband of 4.2MHz and a lower sideband of 0.75MHz. The audio transmission mode is wideband FM with a separate audio carrier 4.5MHz above the video carrier. Given a 4.2MHz video bandwidth, a full double sideband transmission would

### Digital compression

Conventional analog composite systems compress video information by restricting the bandwidth of the baseband luminance and chrominance signals. These restricted bandwidths reflect the eye's sensitivity to spatial and temporal picture details. Analog component video formats use similar baseband methods, but with slightly wider bandwidths for chrominance signals. The CCIR 601 4:2:2 video format specifies a luminance signal bandwidth of 5.75MHz and a chrominance signal bandwidth of 2.75MHz, slightly below the Nyquist frequencies corresponding to the related sampling frequencies but well above any



# OUR BIG ROUTER SELLS FOR LOTS OF LITTLE REASONS



You get great value...

...when you combine Leitch's service with the Integrator's™ capabilities:

#### Flexible, Expandable Architecture

- Combines multiple analog and digital formats in 4, 6 or 8 RUs
- Expands to 128x64 in a single unit and 128x128 in multiple frames
- Prepares your broadcast, post or telco facility to switch today's and tomorrow's formats, including HDTV and ASI

#### Phenomenal Feature Set

- Protects your operation with redundant hot-swappable logic cards and power supplies
- Simplifies maintenance through hot-swappable, front-loading I/O modules
- Eliminates need for monitoring DAs and routers, with "true" output monitoring and separate analog and digital video outputs
- Accommodates both RS232/422 and Ethernet connections

#### Comprehensive Control

- Frees you from hardware constraints with virtual crosspoint mapping and soft matrix partitioning
- Enhances control with 3rd party up-loadable drivers and software reconfigurable control panels
- Permits on-air control from automation systems or PC-based control using Leitch's RouterWorks™ software



BIG router. BIG benefits. BIG value. Make the move now! Call Leitch or visit [www.leitch.com](http://www.leitch.com).

HDTV • SDI • ANALOG AUDIO • PAL • NTSC • SECAM • ASI • AES • E3 • DS3

**LEITCH**

ENGINEERING THE BIG PICTURE™

International/Canada +1 (416) 445-9640, (800) 387-0233 • U.S.A. East +1 (800) 231-9673, U.S.A. West +1 (888) 843-7004 • Latin America +1 (305) 591-0611  
Europe +44 (0) 1483-591000 • Australia +61 (2) 9939-3355 • Japan +81 (3) 5423-3631 • Hong Kong +(852) 2776-0628 • Brazil +55 (11) 867-0218

Circle (129) on Free Info Card

analog composite signals such as NTSC, PAL or SECAM. After digitization the three component digital signals are time division multiplexed into a 27Mword/s (10bits/word) parallel bit stream and subsequently serialized. The serial bit-rate equals 270Mb/s. While this signal can be comfortably distributed inside a production facility, the high bit rate is unsuitable for transmission purposes or for moderate cost/size digital videotape recorders. Figure 2 summarizes the 4:2:2 encoding process and outlines the component bandwidth limitations and the resulting 270Mb/s serial digital spectrum.

Because the high data rate of 270Mb/s signal is unsuitable for many applications, digital compression is used to reduce the bit rate to an appropriate level. Digital compression systems rely on human psychovisual characteristics and their limitations to remove unnecessary data components in digital video signals.

### Video signal redundancies

Redundancy is best described as unnecessary data. Because the data is unnecessary, removing it can reduce the bit-rate without necessarily affecting the picture.

- Statistical data redundancy:** Most images contain large amounts of identical or very similar pixels. Unchanging picture details repeated pixel after pixel and image after image, constitute redundant information in a data stream. Clever compression systems exploit the fact that identical data need not be repeated and transmitted. The identification of identical pixel values within a frame or a sequence of frames is called decorrelation.

- Psychovisual redundancy:** Certain picture details are not perceived by the human visual system (HVS). These picture details can be altered (i.e. reducing the number of bits per sample) or removed, thus reducing

the data rate, and will result in imperceptible errors in the reconstructed picture.

- Entropy:** Entropy is best described as the unpredictable information within a picture that needs to be preserved to properly reconstruct the original. Reducing the bit-rate below the entropy value results in lost information.

### The human visual system

Video signals are ultimately decoded and displayed for human observers. The human eye, in conjunction with the brain, constitutes a well-developed imaging system. It can operate under a wide range of light intensities, recognize colors and per-

detail is higher than its sensitivity to chrominance detail.

- Contrast sensitivity** varies with the temporal frequency of the picture, i.e. flicker becomes perceptible at high brightness levels.

Because of HVS perception characteristics, image redundancies in the spatial and temporal domain can be removed and not noticed. Several types of redundancies are taken into consideration by compression systems to help reduce the bit rate.

#### Spatial redundancies:

- Spatial frequency sensitivity:** High frequencies (fine picture details) are less visible.

- Texture masking:** Errors in textured regions are difficult to see.

- Edge masking:** Errors near the edges are difficult to see.

- Luminance masking:** Visibility threshold increases with the background luminance.

- Contrast masking:** Visibility of one image detail is reduced in the presence of another.

- Noise frequency:** The HVS has a low sensitivity to high frequency noise

#### Temporal redundancies:

- Temporal frequency sensitivity:** Below 50 Hz flicker effects become noticeable.

- High brightness levels** increase the flicker perception

- Spatial frequency content:** Low spatial frequencies reduce the eye's sensitivity to flicker.

With a solid foundation of how video signals are assembled, as well as an understanding of how we perceive the images produced by those signals, next month we will explore how the amount of data used to transmit images can be reduced through compression. ■

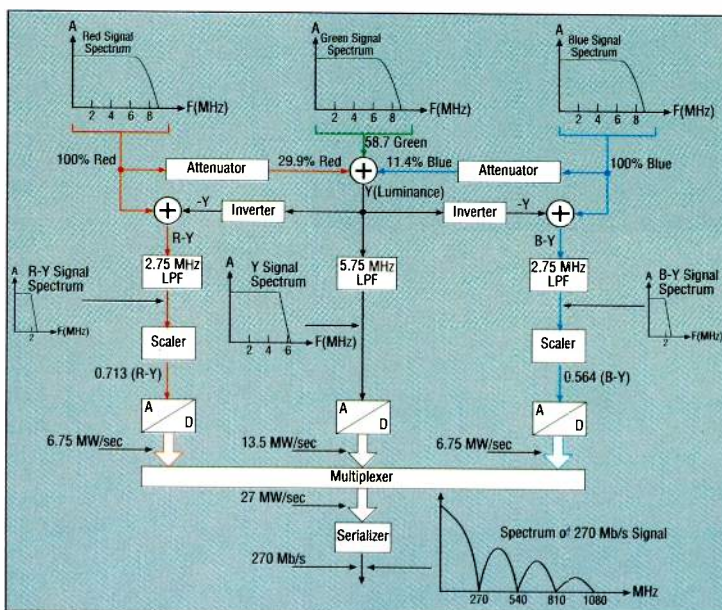


Figure 2. Digital component video undergoes compression prior to digitization. However, less bandwidth limiting is applied to these signals than is applied to analog composite signals.

ceive picture contrast as a function of picture detail (spatial frequency) and light intensity. Picture width and height, as well as the viewing distance, determine the perception of picture detail. Human visual acuity depends on:

- Background luminance:** Visual acuity increases with the brightness level up to a limit of 340cd/m<sup>2</sup> (candelas per square meter or about 100 foot-lamberts).

#### Luminance/chrominance contrast:

- Picture details** are visible only if there is a significant difference between them and the background (high contrast).

- The eye's sensitivity** to luminance

Michael Robin, former engineer with the Canadian Broadcasting Corporation engineering headquarters, is an independent broadcast consultant located in Montreal, Canada. He is co-author of *Digital Television Fundamentals*, published by McGraw-Hill.

SEND Send questions and comments to: michael\_robin@intertec.com



ONCE YOU CHOOSE A "CLOSED"  
DTV SYSTEM, IT CAN BE DIFFICULT TO  
GET OUT!

DIVICOM DTV SOLUTIONS FOR ATSC  
ARE TRULY OPEN AND FLEXIBLE.

DTV is in its infancy. As the market matures, you're going to want the flexibility to grow with it. Choose a rigid, proprietary solution and you're stuck. However, with our open MPEG-2 solutions, you'll remain free to evolve your systems and services by integrating best-of-breed elements to meet your future needs.

The powerful hardware architecture of our MediaView™ family of SD and HD encoders enables you to meet future requirements through software upgrades. Should you later offer new services to generate additional revenues, our high-performance MPEG-2 compression technology enables you to better utilize existing bandwidth while maintaining optimum signal quality.

As the leaders in open solutions for digital television, we offer a robust portfolio of encoders, multiplexers, data broadcasting products, network management systems, DSNG/ENG solutions, and flexible integration and support services. If you're ready to get into DTV and know you're going to need the freedom to move with the market, call your DiviCom representative today or visit our web site.

[www.divi.com](http://www.divi.com)

North America +1 408 944 6700

Europe/France +33 1 4862 9212

Europe/UK +44 1753 714 367

Latin America +1 561 682 1131

Asia Pacific/HK +852 21921799



**DIVICOM™**

*Open Solutions for Digital Television*

DVB ATSC HDTV SDTV 4:2:0 4:2:2



## Windows NT update

BY BRAD GILMER

Most television engineers are familiar with Windows NT 4.0. Some use it for desktop applications, while others have seen it used as the operating system (OS) for file servers, graphics devices, and a host of other products. This month's column looks at changes in the newest NT release.

### What's in a name?

The most obvious change between NT 4.0 and NT 5.0 is that there is no NT 5.0. In July 1998, Microsoft announced NT 5.0 would be renamed Windows 2000 Professional. Microsoft says that Windows 2000, sometimes called W2K, takes the best of NT and Windows 98 and combines them into a single product. While Windows 2000 is based upon the NT 4.0 kernel, it leans heavily on Windows 98

for device support, power management and user interface design.

Your favorite new goodies in Windows 2000 will depend on how you use your computer. My personal favorites are plug-and-play as well as the ability to start and stop services on the fly. I regularly configure new computer systems with all sorts of strange

this can help expedite getting a new system up and running.

Some users will love IntelliMirror. This new feature allows users to take their own preferences and user environment with them wherever they log into the network. Of course, this will only be offered on systems that use a Windows 2000 server. However, it can be appealing in a broadcast environment to have a user such as a system administrator or maintenance person be able to log on anywhere in the network and

users and resources according to the structure of the company. Organizational units (OUs), such as engineering, production and news can be arranged in a tree/branch configuration. Personnel, such as editors and photographers, can be assigned to the appropriate branches in a tree. If trust relationships are established between related domains such as tvstation.com and internettv.com (see Figure 1), then rights and access to resources are granted according to this trust relationship. Active Directory may not make much difference in small companies, but within large organizations, it will make it much easier to add new users and resources.

Microsoft is continuing to integrate the Web into its operating systems. Windows 2000 includes some-

thing called Active Desktop. Active Desktop allows you to display Web-based information on your desktop. For example, with a full-time Internet connection, a stock ticker could be continuously displayed on your desktop, your favorite website could be used as a background, or a video window could play a news channel in the background while you do your day trading.

For those of you who have looked for clustering from Windows products, it will be included in Windows 2000 Advanced Server and Windows 2000 Data Center Server. Both of these products include server clustering and load balancing, a critical item in high-availability systems. These systems utilize multiple servers sharing a single system image. Should one of the systems go down, the others pick up the load. Performance may slow, but critical operations continue to function. Windows 2000 Servers will sup-

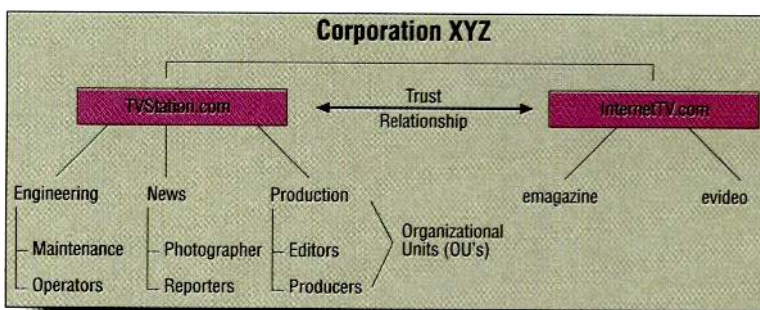


Figure 1. Active Directory allows network resources to be organized along the same lines as the business.

have the same screen with the same preferences and applications.

In the past, MS operating systems have been criticized for the lack of a true file system such as NetWare's Network Directory Services (NDS). Microsoft's answer in Windows 2000 is Active Directory. As the new directory service for Windows 2000, Ad-

## Windows 2000 will run only on Intel x86 machines.

devices. Trying to get devices to respond under NT 4.0 brought back some none-too-pleasant memories of struggles with device drivers in DOS systems. Rebooting after each configuration change, especially when devices are not responding, can take a lot of time. Another key feature for system configuration is a safe boot mode similar to Windows 9x. Once again,

Active Directory stores information about resources on the network and provides the services necessary for administrators to assign shared devices such as printers and shared storage. Active Directory also provides administrators with a way to centrally organize, manage and control access to network resources in very large systems. Administrators will be able to organize

A video file server so advanced,  
it looks like something you've used before.



The look and feel of a VTR, the benefits of nonlinear disk storage. It's the Sony MAV-555, the MPEG-2 video file server with an interface you already know. So now you don't need to learn a whole new system to get networkable transfer of video file material. And with its four interface ports, it allows for simultaneous editing and recording. It's as easy to systematize as a VTR—simply plug and play. The MAV-555. The video file server you already know. For more information, visit [www.sony.com/professional](http://www.sony.com/professional) or call 1-800-655-SONY, ext. 555.

**We're ready. Are you?™**

Digital Jog Sound

Up to 10 Hours of  
RAID-3 Storage

A/V Split Editing

MPEG-2 4:2:2  
Profile at Selectable  
Bit Rates

HDTV Ready

**SONY**

port three separate technologies for their clustering solution - High-Availability Clustering, TCP/IP Network Load Balancing and Dynamic Load Balancing.

Security has been improved in the new version of Windows. In response to criticism of NT 4.0's security, Microsoft has substantially beefed up the security offerings in Windows 2000, including the following:

- **Encrypted File System (EFS):** EFS allows users to encrypt files, directories or an entire hard disk. This may provide peace of mind to mobile computer users who travel with sensitive information on their laptops.

- **Public Key Infrastructure (PKI):** PKI allows users to encrypt public communications such as

email and other Internet-based exchanges in a secure environment.

- **Kerberos:** Kerberos is a widely available public domain authentication protocol. The protocol is used by some programs to verify that the user should be granted access to protected data

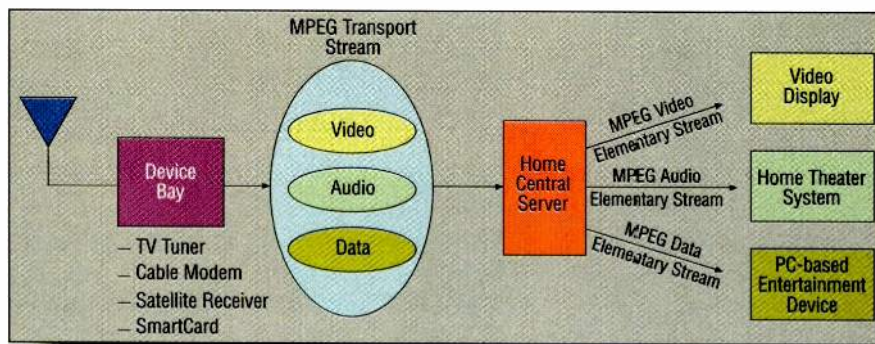
- **Virtual Private Networks (VPN):** VPNs allow for encrypted private communications across public networks. VPNs are typically used in Internet applications to allow remote authorized users to access private Intranets and company databases.

- **SmartCard Technology Support:** SmartCards have been used for some time to control access to television programming and private data. New peripheral support will be primarily via the Universal Serial Bus (USB) and IEEE 1394 (Firewire). The Firewire interface is particularly interesting given that it is already included in many video devices. Microsoft reports that Windows 2000 will have the most extensive peripheral support program ever, with more than 6500 devices tested for compatibility.

A new concept that has found its way into both Windows 98 and Windows 2000 is Device Bay. Device Bay is an architecture that enables adding and

upgrading peripheral devices without opening the chassis and without turning off or rebooting the PC. Device Bay also enables peripheral devices to be easily swapped between platforms. TV receiver modules are among the devices that can be implemented through Device Bay.

For users who run NT 4.0 on non-Intel machines, you may be surprised to learn that Microsoft has dropped support for these systems in Windows 2000. NT 4.0 runs on not only Intel x86



**Figure 2. Possible architecture for use in future home networks. MPEG transport streams from the Device Bay would be decoded into elementary streams by a central server and then routed as needed.**

machines but also on Reduced Instruction Set Computing (RISC) -based processors as well, such as the DEC Alpha, MIPS and the IBM/Motorola PowerPC. Windows 2000 will run only on Intel x86 machines.

While an official list of hardware requirements for Windows 2000 is not available, beta testers report that a 166MHz processor is the bare minimum, and that while Windows 2000 will run with 32MB of RAM, performance is quite poor. A minimum of 64MB is recommended. If you want to see if a particular computer or device is Windows 2000 compatible, check Microsoft's compatibility site at [www.microsoft.com/isapi/hwtest/hcl.idc](http://www.microsoft.com/isapi/hwtest/hcl.idc).

### Microsoft and television

So what is Microsoft's vision for television? It seems clear that Microsoft is gunning for the traditional television set market. After all, the consumer market for televisions and audio systems has always been huge. No doubt, Microsoft would enjoy a piece of this market. What follows is my interpretation of the Microsoft strategy.

Microsoft is looking toward a time when there is a network in the home.

This network (could it be IEEE 1394?) will serve as the backbone for video, audio and data. A central server will separate different streams and route them to the appropriate peripheral. An MPEG transport stream would serve as the overall transport wrapper, carrying content from the provider to the home. A central server would then decode the transport stream into the various elementary streams for video, audio and data, and then send them to displays, home theater systems and

PC-based entertainment devices (see Figure 2). Windows 2000 will have a DV codec built into the software allowing DV compressed video and audio to be decoded and displayed directly on the PC.

Windows 2000 also supports DirectShow, a replacement for Video for

Windows. DirectShow enables playback of compressed video and audio content. Several compression formats are supported, including MPEG, Apple QuickTime, Audio-Video Interleaved (.avi), .wav and both Video for Windows-based capture and WDM-based (Windows Driver Model) capture. DirectShow contains provisions for routing a stream's data flow using something Microsoft calls a filter graph.

Active Desktop, discussed previously, allows video and audio to be streamed directly to the desktop. Couple this with built-in Smart Card support, support for 1394 Firewire networking and the external Device Bay to hold TV tuners, cable modems and satellite receivers and you start to get a picture of how Windows 2000 moves Microsoft forward. By the way, while all this is new to the NT world, Windows 98 already supports DirectShow, Active Desktop and Device Bay. ■

*Brad Gilmer is president of Gilmer and Associates, a management and technology consulting firm.*

**SEND** Send questions and comments to: [brad\\_gilmer@intertec.com](mailto:brad_gilmer@intertec.com)

There's strength in numbers.

4:2:2

4 channel PCM audio

50 Mbps

3.3:1 compression

1/2 inch metal particle tape

124 minute recording capability

4,000+ hours head life\*

# DIGITAL-S

The reasons are becoming clearer than ever.

## Introducing the 4-channel BR-D92 Studio Recorder and BR-D52 Player.

Today you need a strong video tape format that will preserve the quality of your original footage through multiple generations, whether you edit on disk, tape or spool to servers. With this in mind, greater numbers than ever are choosing the strength of DIGITAL-S.

Leading the line of low-maintenance DIGITAL-S products is the BR-D92, the definitive digital video tape recorder. Broadcasters can rely on features like 4-channel PCM audio, multiple cue point control, front-panel editing and digital TBC control.

And, with video pre-read for layering and the ability to accept and convert various AES/EBU digital audio sampling rates, the BR-D92 is a welcome addition to high-end post production suites.

For powerful digital performance, there's just one more number you need to know: Call 1-800-JVC-5825 to receive our new brochure.

\*While we cannot guarantee this level of wear, FOX Television and other major DIGITAL-S users have experienced well over 4,000 hours head life on similar machines.

**JVC**  
DIGITAL BROADCAST  
SYSTEMS GROUP

**0-9**

www.digital-s.com

Circle (131) on Free Info Card



## Potholes along the road to digital

BY STEVE EPSTEIN, TECHNICAL EDITOR



**D**r. Digital, I just read your August column about component video levels. It brought up a similar question that I have about converting from NTSC composite to CCIR 601.

Within our (mostly) digital facility, we have a U-matic deck that we occasionally use for record and playback. The U-matic's TBC output is converted to SDI using a Leitch DEC-6801 card. The DEC-6801 has a switch for setup/no setup. Regardless of the setting of this switch, the digital output still has setup. We can get rid of the setup by cranking it down on the TBC but that doesn't seem like the correct answer. I know that there is no setup on a digital signal. Shouldn't the DEC-6801 remove the setup? I have found the same thing to be true when going from analog component (with setup) to digital. For that matter, there is setup on the digital outputs of the Ikegami CCUs that we installed. It would seem to me that the pedestal should be set at the zero base line, but I'm not sure. In general, the transition to digital has been relatively easy, but these little nagging questions haunt me. Your comments would be greatly appreciated.

*Paul A. Fox  
Senior Systems Engineer  
Snader Systems Group  
Redwood City, CA*



**G**ood question, there are a lot of these little nagging details regarding video signal conversion, and not all of them even involve digital.

Unfortunately, there are no easy answers — if there were, we would all have agreed on the “best” video standard instead of ending up the today's standards smorgasbord. Much of the reason for setup is historical. When transmit-

ting NTSC, a sync tip at  $-40\text{IRE}$  represents 100% of the output power. The zero IRE baseline is 75 percent of the output power. For transmitters, a black picture represents a significant load. Early transmitters had trouble dealing with this and setup (typically set somewhere between five and 12IRE) was a way to reduce that load. Setup also made it easier on early receivers that did not have DC restoration circuits and left a little breathing room between video and baseline. When video crossed the baseline into the sync area, it wreaked havoc on much of the early television equipment.

Setup is not used in all video standards. Manufacturers build their equipment for use worldwide, which is the reason you have the setup/no-setup switch (NTSC in North America has setup whereas NTSC in Japan and PAL do not). Some decoders (including the Leitch DEC-6801) clip luminance below 7.5IRE, other decoders do not, which brings up another interesting point — not all decoders handle the conversion in the same manner. Within closed systems, the rules can be bent. Systems with setup (7.5IRE) have a range of 92.5IRE from the blackest blacks to the whitest whites. That range can be improved by more than eight percent if setup is removed and the blackest black is reduced to zero IRE. For instance, to provide some additional definition in the black robes worn by a local church group, the camera setup levels were reduced to 2.5IRE. This improved the picture on their closed-circuit systems, and because they weren't broadcasting, the reduced setup was not a problem. Another common use of a blacker than black signal of zero IRE is for alpha (key) channels in production operations. Both of these instances bring up potential problems for converters that do not digitize luminance information below 7.5IRE.

You are correct, analog composite does have setup, and digital component does not. Converting from one to


another is best accomplished by removing the setup from the analog signal. When the digital signal is converted back to analog, the setup must be reinserted. However, before making a quick decision, consider whether you use any signals that have luminance information below 7.5IRE. Will that information be useful/useable once it is converted to digital if you reference 7.5IRE to the equivalent of 0mV for digital video? There is some headroom in the digital signal, but there is no guarantee that your encoding/decoding equipment will pass it faithfully.

Doing signal conversions properly throughout a facility requires that you understand the signals involved and the equipment doing the conversion. This means putting setup in where it belongs and taking it out where it does not. Typically this also means scaling the signals as needed. At each conversion point, signal degradations are likely. Your best bet is do as few conversions as possible, and when you do one, do it as accurately as possible. Try to keep the production process as pristine as possible — convert input signals as needed to the house format, do the production, and when you are through, convert to whatever format is needed for distribution. This problem is not new. People that built composite suites and produced on Betacam formats lost a lot of signal quality because they did a composite/component conversion each time the signal went into and out of the decks.

By the way, on those Ikegami CCUs, you might check the chroma levels on the color-difference outputs. Because the Y channel has setup, the outputs might be configured for Betacam levels, which include increased chroma level.

As always, comments and questions are encouraged, drop me a note at [drdigital@compuserve.com](mailto:drdigital@compuserve.com). ■



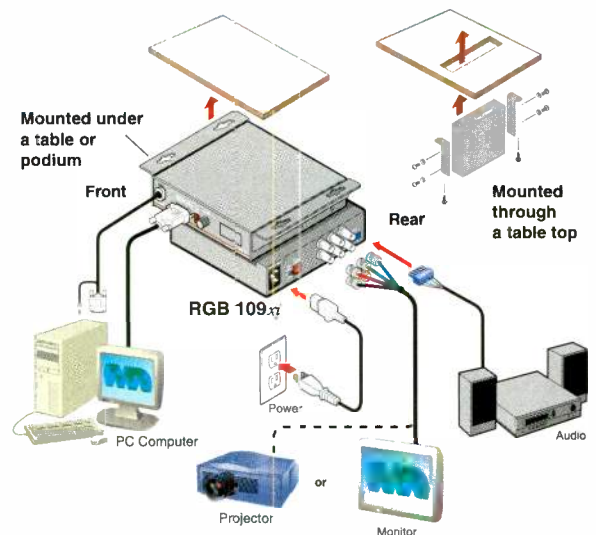


## The **NEW** Generation of Dedicated Computer-Video and Audio Interfaces

Extron's new RGB 103xi, RGB 109xi and RGB 112xi dedicated interfaces offer the following advantages:

- Advanced Digital Sync Processing (ADSP™) provides all-digital sync processing for stable images on all LCD, DLP, plasma & CRT displays
- Active audio interfacing converts unbalanced PC audio to balanced audio
- Permanently attached input cable for computer-video and audio signals
- Buffered local monitor output
- Simultaneous output of composite and H&V sync allows choice of RGBS or RGBHV with no configuration changes
- LCD display of horizontal and vertical frequencies and control functions
- ID bit termination offered with the RGB 109xi for local monitor simulation, when one is not available
- Internal 100-240VAC, 50/60 Hz, auto-switchable power supply
- Vented metal enclosure
- Optional through-desk and under-desk mounting kits available

The RGB 103xi (Mac/Quadra, 15-pin D) part number is 60-281-01.  
 The RGB 109xi (VGA, 15-pin HD) part number is 60-289-01.  
 The RGB 112xi (Sun/SGI Workstations, 13W3) part number is 60-282-01.  
 Under-desk kit part number is 70-077-01.  
 Through-desk kit part number is 70-077-02.



For complete details, visit Extron's website at  
<http://www.extron.com/product/product.asp?id=rgb103xi>  
<http://www.extron.com/product/product.asp?id=rgb109xi>  
<http://www.extron.com/product/product.asp?id=rgb112xi>

## Extron Electronics

800.633.9876 • [www.extron.com](http://www.extron.com)



EXTRON ELECTRONICS/RGB SYSTEMS, INC.  
 1230 South Lewis Street, Anaheim, CA 92805  
 800.633.9876 714.491.1500 FAX 714.491.1517  
 U.S.A.

EXTRON ELECTRONICS, EUROPE  
 Beeldschermweg 6C, 3821 AH Amersfoort  
 +31.33.453.4040 FAX +31.33.453.4050  
 The Netherlands

EXTRON ELECTRONICS, ASIA  
 41B Kreta Ayer Road, Singapore G89003  
 +65.226.0015 FAX +65.226.0019  
 Singapore

EXTRON ELECTRONIC INFORMATION  
 EXTRONWEB™: [www.extron.com](http://www.extron.com)  
 EXTRONFAX™: 714.491.0192  
 24-hour access—worldwide!

A woman with short dark hair, wearing a white ribbed sweater, is seated at a broadcast control console. She is looking towards the right side of the frame. The console is equipped with a large array of buttons, including yellow, red, and black ones, and a small screen displaying the text "Grass Valley". In the background, there are several large monitors mounted on a wall. One monitor on the left shows a sports event, and another to its right shows a similar scene. The overall lighting is dim, typical of a broadcast control room.

# SYSTEMS DESIGN SHOWCASE

# Connecticut Network

Two identical control consoles were implemented for concurrent transmission of activities taking place in Connecticut's House of Representatives and Senate chambers.



## By Angela E. Lauria

**I**n 1979, Brian Lamb, a young reporter, joined forces with three other journalists in a small office with a single phone line to bring democracy to television for the first time. Lamb and his network, known as C-SPAN, made it possible for people around the country to see political leaders run for office, argue issues, compromise in committee and cast votes.

The C-SPAN idea moved to the state level; today, 18 states make legislative sessions available to the viewing public. What makes Connecticut's state capital system so special is the way it was designed to be ready for tomorrow's digital broadcasting. The Connecticut Network (CT-N) pulled out all the stops for its state-of-the-art broadcast system. The network started broadcasting from the House and Senate on March 10, 1999.

### Design goals

CT-N's mission is to educate citizens about state government in much the same way as C-SPAN. The network chose to focus on coverage of all House and Senate sessions, as well as selected public hearings. Knowing they would be compared to that national model, the CT-N partners and staff were careful to ensure the high quality of network broadcasting. The equipment's level of quality had to match that of the staff.



**DSR-70**

Jog/Shuttle Dial Operation  
Frame Accurate Editing

Versatile Interface Options: SDI, SDTI (QSDI™),  
i.LINK and Analog Component  
6.4" LCD Monitor and Audio Speaker



# Connecticut Network

The most important design goal was to create a broadcast facility that was prepared for the future.

## Problems

To put the technical side of the project together, the fledgling network turned to HB Communications, a North Haven-based company that has been dealing in systems integration for 53 years. HB is one of the largest audio/visual resellers in New England and works



CT-N uses Sony Betacam SX decks for multiple sequential recording.

with corporate, educational and parochial clients.

The state legislature granted \$1.4 million to get the project off the ground. Nearly \$1 million of the start-up money was spent on equipment, with good reason; it was important that the equipment not be obsolete in a few years. HB Communications worked with Connecticut Public Television to carefully analyze future trends before making equipment suggestions.

CT-N will not have to count solely on the state. Its non-profit organization status allows the network to seek pri-

vate donations. Public donations can also supplement the money that comes from the state, which approved initial budget allocations.

In January 1999, with the financial issues decided, the project moved into high gear. Because the legislative session ended on June 9, the network had to be up by early March in order to create the necessary momentum. March 10 was slated as the opening day and, while not every cable was pulled at that point, CT-N met its goal. Since that day, CT-N has originated a 24-hour-a-day signal.

## Solutions

HB Communications designed a system that is ready for tomorrow's digital broadcasting. All switching and distribution is compatible with serial digital signals and will work with 4:3 and 16:9 formats.

The system currently consists of 10 Sony DXCD30WSL cameras and 10 Crestron CPC-CAM1 network-connected, remotely controlled pan-tilt units with lens control. Three cameras were installed in the House of Representatives and four in the Senate. The remaining three cameras were mounted in a large hearing room in the legislative office building.

The cameras are broadcast quality and incorporate helpful features such as skin detail correction and automatic tracking white balance (ATW). ATW will compensate for changing light conditions throughout the day. The cameras are also switchable between 16:9 and 4:3 formats. Currently, nine more hearing rooms are being wired to support the portable Sony DNV-5 Betacam SX digital docking recorder.

All the cameras sit on robotic devices and are operated from a central location in the legislative office building that is equipped with two control panels. They are controlled by the Crestron CPC-2000, which has dual joy-

stick controls for pan-tilt and lens control with preset positions and touch screen control. This eliminates the need of a camera operator in the room, making filming less intrusive. In the future, triax cable can be added to provide access to more sophisticated camera operations and setup.

For recording and archival purposes, HB Communications selected three Sony DNW-75 BetacamSX broadcast digital VTRs. Each recorder is capable of recording 188 minutes without changing videocassettes.

HB Communications choose tapeless technology for the video server, ensuring that CT-N can produce a state-of-the-art viewing experience.

Grass Valley Group's PDR324D recorder player records MPEG-2 with 72GB of storage, and two output channels allow the freedom to broadcast live, on a delay or tape a session for playback later.

Two identical systems are in place making it possible for two control panels that work independently of each other to allow the server to broadcast one session while recording another. For example, if a session starts at 3:50 p.m. and broadcasting is set to start at 4 p.m., the operators can start the broadcast on a 10-minute delay while recording the session as it happens. Since the two control panels function independently, the server can broadcast one session while recording another.

## Design team list

- Rich Gibbs, director of broadcast systems, HB Communications Inc.
- Dave Spiro, senior design engineer, HB Communications Inc.
- Gary Peck, engineer, HB Communications Inc.
- David Fazzina, system programmer/Crestron Code, HB Communications Inc.
- Vinnie Natter, installation team, HB Communications Inc.
- Tom Ollson, installation team, HB Communications Inc.
- Dave Gassira, installation team, HB Communications Inc.
- Paul Giguere, project manager/production, Connecticut Network
- Jay Whitsett, CPTV, engineering operations, Connecticut Network
- Eric Connery, legislative liaison, Connecticut Network

# Studio

# LINK

# Transmitter

Choose the better path with an integrated BARCO solution. A family of ATSC/HDTV products to ease your digital transition.

- PYXIS MPEG-2 Encoder**
- NTSC/ATSC Multiplexing
  - Complete VBI Support
  - Programmable Delay Coding

**Multiplex ATSC & NTSC**

**Encode HDTV**

- PICTOR HDTV Encoder**
- 1080i/720P Encoding
  - AC-3 and Layer II Audio
  - Industry Leading Motion Estimation
  - Static and Dynamic PSIP

- STARLINE MPEG-2 Decoder**
- ATSC Demultiplexing
  - Redundant Interfaces
  - Single Unit for NTSC/ATSC

**Deliver to Transmitters**

## BARCO

BARCO Communication Systems • Australia tel. +61 3 9646 5833 • Belgium tel. +32 56 23 32 11 • Brazil tel. +55 11 822 16 56  
China (Beijing) tel. +86 10 6526 8002 • Denmark tel. +45 39 17 00 00 • France tel. +33 1 4813 59 00 • Germany tel. +49 2461 6803 0 • Hong Kong tel. +852 2397 0752  
India tel. +91 11 6410 842 • Japan tel. +81 3 5950 8100 • Malaysia tel. +60 3 7156 788 • Mexico tel. +52 5 211 64 92 • Russia tel. +7 095 785 52 65  
The Netherlands tel. +31 30 247 6030 • United Kingdom tel. +44 118 926 4091 • USA tel. +1 770 590 3600 / 1 800 992 50 16  
Web site: <http://www.barco.com> • Email: [sales\\_bcs@barco.com](mailto:sales_bcs@barco.com)

Circle (127) on Free Info Card

# Connecticut Network

The HB Communications' installation included the engineering, cables in the control room, connectors, as-built drawing, panels and patch systems. The state provided fiber optic links, trunk cables and the cable installation. HB Communications provided final connections and cable specifications as well as all custom programming for camera positions



A member of the CT-N staff sets the playback schedule of the Grass Valley Profile.

and switching.

For the past seven months, CT·N aired live and live-to-tape House and Senate sessions of the Connecticut General Assembly, selected legislative and executive branch public hearings, seminars, awards ceremonies and other public events linked to current public policy issues. CT·N is aired on cable-fed Community College Instructional Television (CCIT) channels throughout Connecticut each weekday from 4 to 8 p.m. and from midnight to 8 a.m. Currently, CCIT is seen in 60 percent of Connecticut households with cable service.

The network plans to meet its goals of going beyond broadcasting only the legislative branch. Year-round coverage of the executive branch, including state commissions and agencies, has begun. Broadcasting the state Supreme Court and hearings before the court will begin soon and three fixed robotic Sony DXCD30WSL cameras may be

added to the courthouse in the future.

CT·N sees unlimited potential for education. With such advanced technology, the facility is an ideal training ground for technical college students. As such, CT·N wants to tie operating the different facets of the network into the schools' curricula.

The network can also be a powerful teaching tool for students in grades kindergarten through high school. What better way to teach government to school-age children than with first-hand viewing?

Along with the educational impact, there is an important societal function for the Connecticut Network. The channel gives people a chance to be connected to their state government at exactly the time in history when government's role is shifting back down to the state level.

For more information about Connecticut Network, go to [www.ctn.state.ct.us](http://www.ctn.state.ct.us). For more information

about HB Communications, go to [www.hbcommunications.com](http://www.hbcommunications.com). ■

*Angela E. Lauria is an industry consultant based in Washington D.C. Chris Griffiths and Amy Pemberton contributed to this report.*

## Equipment list

### House of Representatives:

- 3 Sony DXCD30WSL digital processing widescreen 16:9, 4:3 switchable color cameras
- 3 Crestron CPC-CAMI network-connected remotely controlled pan-tilt units with lens control

### Senate Chambers:

- 4 Sony DXCD30WSL digital processing widescreen 16:9, 4:3 switchable color cameras
- 4 Crestron CPC-CAMI network-connected remotely controlled pan-tilt units with lens control

### Hearing Room 2C:

- 3 Sony DXCD30WSL digital processing widescreen 16:9, 4:3 switchable color cameras
- 3 Crestron CPC-CAMI network-connected remotely controlled pan-tilt units with lens control

### Recording System:

- 3 Sony DNW-75 BetacamSX digital recorder/player
- 1 Grass Valley PDR324D Profile digital recorder player MPEG-2 with 72GB of storage, 2 I/O channels, simultaneous recording and playback

### Duplication:

- 3 Sony SVO2000 SVHS recorder/players for duplication

### Portable System:

- 1 Sony DNV-5 Betacam SX digital docking recorder for use with DXC-D30WSL

### Control:

- 2 Grass Valley Model 1200 component digital production switcher 4:2:2:4 digital video signal processing, 16 inputs, E-Mem system, fully compatible with 16:9 picture formats, with I/O modules
- 1 Grass Valley SMS-7000 32x32 I/O component digital routing switcher with redundant power supplies, control and interface for existing Horizon routing switcher, 4 XY control panels
- 1 Tektronix Sync and Transcoder System including genlock master sync, video delay distribution, source timing modules, video DAs, 270Mb monitor DAs, 270Mb to NTSC encoder 10 bit, 270Mb to NTSC encoder 8 bit, NTSC to 270Mb decoder
- 2 Pinnacle Write Deko broadcast character generators with data monitors
- 2 Crestron CPC-2000 dual joystick controls for pan-tilt and lens control with preset positions and touchscreen control
- 8 Nova ASD-2S analog composite to SDI transcoder with frame sync
- 6 Panasonic WV-BM503 Triple five-inch monochrome monitors to view camera and tape sources
- 6 Sony PVM-14M2U 14" Trinitron monitors to view preview, line and character generator
- 1 Sony PVM-20M2U 19" Trinitron monitor to view CPTV feed and test
- 1 Sony BKM-101C SDI input module for PVM-20M2U
- 2 Tektronix 1740 Waveform monitor/vectorscope for analog test
- 1 Videotek VTM-203 digital/analog test system
- 1 Videotek SVGA-17RK rack mounted monitor for VTM-203
- 2 Mackie MS-1402-VLZ audio boards



# Near Video on Demand couldn't be more simple

Irdeto Access presents a total NVOD solution in a box



Finally NVOD isn't complex anymore. Irdeto Access introduces Oscar, the simplest and most complete NVOD solution - in one single box. Oscar is a plug-and-play box, filled with the latest digital technology. It allows you to combine streaming video with promotion (EPG) and protection (CA). And it offers you a one-stop solution for all your NVOD demands. All this at unbelievable low cost of ownership, minimising the risk of your investment. As you might suspect, Oscar is a little miracle.

## Transmission & Distribution

### Lightning protection

BY DON MARKLEY



While this particular subject has been treated in the past on these pages, it seems that the word never quite gets around. Station after station can be found where the tower is grounded with a single #10 wire connected to a single ground rod. This is usually justified either by saying "That's the

way it has always been done," or by adopting a glazed look in the eyes, much like a deer staring at headlights. Just as that deer may well be facing its doom, an inadequately grounded tower and transmitting facility is inviting major damage.

This problem has been addressed effectively by many of the cellular

companies. They normally build a cage around their building and then ground that cage at multiple locations using either multiple ground rods or large, chemically assisted grounding conductors. The broadcast industry, while in existence far longer, seems to delight in defying

#### Towers and lightning

Towers themselves act as a wonderful attraction for lightning strikes. AM towers routinely utilize static drain chokes to reduce or eliminate the buildup of charges on the tower.

Those chokes are normally assisted by a lightning gap at the base of insulated towers. The gap is typically adjusted to the point where full modulation at the rated power will not cause an arc. The antenna tuning unit is normally connected to the tower through a lead having at least one loop to create a small amount of inductance. The purpose of that inductance is to encourage any lightning strikes to travel across the ball gap into the ground system, rather than going into the antenna tuning unit. A further lightning deterrent is the use of a capacitor in the output leg of the tuning unit. The capacitor attempts to block the current flow from the lightning. The small loop works on the principle that the rise time of the lightning strike is very fast, creating a large impedance in the lead even though its actual inductance is small. This all helps, especially since the ground system around AM towers is extensive and offers a very low impedance to dissipate the energy involved in the lightning strike.

TV and FM towers do not usually have the advantage of such a ground system. Some stations have taken the unusual step of installing a ground system consisting of 100 or more radials, each over 100 feet long, around the tower just as though it were intended for AM. While efficient, it is a bit of overkill. The idea is good, but an adequate system, one which is less elaborate, can be built.

In the early 1960s, a paper was published in the IRE Transactions by a plasma physicist concerning the magnitude of the energy involved in lightning strikes and the resulting voltage gradient around the base of towers. The gist of that article was that a path was needed to dissipate

**Periodically, a strike will defy all the protection devices and circuits and run rampant through your equipment anyway.**

## FRAME GRAB

A look at the consumer side of DTV.

### Viewers now streaming video for TV events

| Program                    | Total Streams served | Total visitors | On-air rating |
|----------------------------|----------------------|----------------|---------------|
| Lewinsky/Walters interview | 200,000              | 1.5 million    | 20.2          |
| Clinton video              | 700,000              | 170,000        | 4.1           |
| Ms. Universe Pageant       | 20,000               | 81,600         | 8.0           |
| CNN Operation Desert Fox   | 130,000              | 49.2 million   | 2.2           |
| JFK Jr. Tragedy            | 2.4 million          | n/a            | 1.4           |

SOURCE: DB&P Intelligence Dbpwebcasttrack.com

# HDTV YOUR WAY.

## Ikegami Has The "Universal" Solution.

The HDK-790D Studio/Field and HDK-79D Portable Companion cameras take the guess work out of choosing production formats. It is now possible to deliver any of the leading HDTV formats directly from one camera system with no external converters. This is made practical by 2.2-million pixel 2/3" CCDs that provide selectable native-interlace and native-progressive read-out modes. Thus, the camera can be switched to provide 1080i, 720p and 480p.

A superior quality NTSC signal is always available from the CCU for simulcast or dedicated applications. Independent adjustment of colorimetry and detail are provided in the HDTV and NTSC signal paths.

Outputs are provided for HDTV and SDTV in both digital and analog. NTSC signals can be independently switched to 15:9, 4:3 side-cut or 4:3 letterbox aspect ratios. Return video supports all these combinations as well, giving the operator a consistent HDTV display in the viewfinder.

Recent breakthroughs in advanced ASIC design provide a high quality all digital solution for camera and CCU. Introduction of new solid-type electrolytic capacitors will improve component life dramatically. Ikegami has again taken the lead in developing the most versatile camera system to address the future needs of HDTV.



MULTI-FORMAT HDTV CAMERAS • SPECIALTY HDTV CAMERAS • HDTV MONITORS

# HDTV

Ikegami Electronics (U.S.A.), Inc. 37 Brook Avenue, Maywood, NJ 07607 East Coast: (201) 368-9171  
West Coast: (310) 370-2400 Southeast: (954) 735-2203 Southwest: (972) 869-2363 Midwest: (630) 834-9774  
Website @ <http://www.ikegami.com>

# Ikegami

the energy into the ground that would reduce that voltage gradient. In other words, the high current involved, coupled with a high resistance path, caused high voltages to exist between points along the ground such as from one end of the transmitter building to the other. Those high voltages caused very high currents to flow in the equipment and wiring which might be in that building with attendant damages. The article made some recommendations as to how to reduce that effect.

To better understand the concept of voltage gradient along the ground, think of a cow standing next to a tree struck by lightning. The cow is killed when the lightning strikes the tree, but not by being hit directly. The problem is that the voltage measured along the ground between the cow's feet is very high. This causes a current to flow through the cow between its feet, killing the cow. Two solutions to this problem exist. Either teach cows to stand with their feet very close together (somewhat difficult)


or reduce the rate of change of voltage along the ground, which is probably a little easier.

### A ground system that works

An excellent broadcast engineer of that era, Jack Moffet (now deceased), drew upon the points of that article and developed a ground system which he recommended to his clients. That method has been brazenly copied by this author and has been found to work very well for broadcast facilities. To start, at least four ground rods, each at least eight feet long, are driven around the base of the tower. They are connected together in a ring around the base and all of the rods are also connected to the tower with either copper strap or large (#4 or bigger) copper wire. Then at least eight radials of #4 or larger copper wire are

buried out 50 feet from the tower where they are again connected to eight-foot ground rods. All connections are hard soldered or welded with the single exception being the connections to the tower, which can be bolted via large lugs. The same type of ground system is then installed at each guy point. All transmission lines on the tower must be well grounded to the tower at or near the base.

This system is not intended to keep lightning from striking the tower. Instead, it is designed to reduce the harmful effects of the lightning strike



**Guy wires and towers should be grounded to dissipate lightning strikes rather than allowing the dissipation path to run through the transmitter.**

by dissipating the energy harmlessly along a low resistance and reactance path spread over a large area. It works well, as has been proven by the author in multiple installations.

The other half of the problem is keeping the lightning from striking in the first place. Toward that goal, different systems, which claim to reduce or eliminate strikes, are on the market. These consist mainly of devices to install on top of the tower or top mounted antennas that are claimed to dissipate static buildups into the atmosphere harmlessly, thereby avoiding actual strikes. Do they work? Based on claims by their manufacturers, they are the end of the problem. Based on the experiences of many of their users, they certainly help. The analysis of the manner in which they perform ranges from a lot

of hand waving to some seemingly scientific explanations. Regardless of just how they may be claimed to work, the results in the field do appear to support a significant reduction in strikes. Using these devices seems to be a good idea.

Regardless of the device placed on the tower/antenna system, remember the words of Mark Twain. In looking at works which were built to control the Mississippi river, Twain said, in effect, that man had never built anything that the river wouldn't run over, tear down and laugh at. Lightning

protection devices, including grounding, fall into that category. No matter what is put on the tower, there will still be some lightning strikes. Those strikes have to be dissipated as harmlessly as possible. This still calls for the type of ground system previously described. Obviously, the system described here is not the only one, but it is one that works.

The final irony of the whole thing is that Twain's words still apply even with pin cushions on the tower and a great ground system. Periodically, a strike will defy all the protection devices and circuits and run rampant through your equipment anyway. The only solution to those occasions is lots of spare parts and a paid up insurance policy. ■

*Don Markley is president of Markley and Associates, Peoria, IL.*



Send questions and comments to:  
[don\\_markley@intertec.com](mailto:don_markley@intertec.com)

**Wanted:  
Technical  
Writers**

**Contact  
Brad Dick,  
Editor  
913-967-1737**



# VIDEO Testing

*Sencore covers all your needs!*



## **DSA309 Digital Video Studio Analyser**

- Tests composite and component serial digital video signals.
- Continuous on-line monitoring of key parameters.
- Graphic touch screen interface and menu system.
- Errors displayed on the LCD screen, or routed to a printer or stored on the built-in 3.5" floppy drive.
- Real-time detection of illegal colors.

## Non-Compressed



## **S310 Digital Video Analyser**

- Tests composite and component serial or parallel digital video signals.
- Direct readout key signal parameters.
- User selectable alarm thresholds.
- A comprehensive CCIR601 pattern generator. (34 different test patterns.)

## Compressed (MPEG-2, DVB & ATSC)



## **AT951 ATSC Stream Player**

- Single play or continuously looped payout of ATSC or DVB signals.
- Adjustable payout start and stop points.
- Automatic determination of Transport Stream payout rate.
- Internally generated or external source of playback clock.
- 188 byte packet formats.



## **SV953P MPEG-2 Portable Transport Stream Analyzer**

- Record, payout, monitor and analyze MPEG-2 and DVB signals.
- Conformance test TS layer and PES layer.
- Complete Buffer Analysis.
- Real-time monitoring of MPEG-2 for complete signal analysis.
- Easy-to-use Windows NT™ interface.

**For detailed information, call 1-800-SENCORE(736-2673)**

www.sencore.com • 3200 Sencore Drive • Sioux Falls, SD 57107  
Direct Line: 1-605-339-0100 • Fax: 1-605-339-0317

Circle (134) on Free Info Card

**SENCORE**



If you think the new Kalypso Video Production Center™ is just another switcher, take another look. Kalypso is a feature rich, integrated video production center that gives you unprecedented levels of keying and compositing power with two new features available exclusively from the Grass Valley Group.

First, the DoubleTake™ split M/E technology lets you divide the four keys in each M/E between two separate background transitions — you get the power of eight M/Es in a four M/E switcher.

Then there's FlexiKey™ — the industry's most flexible clean-feed system. It gives you the ability to create two simultaneous, customized productions using any combination of backgrounds and

# THE KALYPSO VIDEO PRODUCTION CENTER WILL HAVE YOU DOING A DOUBLETAKE.™



**DOUBLETAKE SECONDARY COMPOSITING**  
Divide the four keys in each of Kalypso's four M/Es between two separate background transitions for double the power.

from any combination of M/Es. Making it easy for you to add a secondary client to your live productions.

With a built-in DVE and run-time device control for Profile® SMS 7000 routers, VTRs and other external devices, everything you need for advanced production is right at your fingertips. Even better, Kalypso does it all within the legendary Grass Valley Group interface that thousands of technical directors know and love.

Take a longer look at DoubleTake and all the other features of Kalypso. Visit [www.grassvalleygroup.com](http://www.grassvalleygroup.com), or call toll-free, 1 877-338-4461, extension 9946.



**GRASS VALLEY GROUP**

Servers Switchers Routers Distribution

Circle (135) on Free Info Card

## DVD progressive video vital to rapid acceptance of HDTV

BY MARSHALL GOLDBERG

Of the many consumer audio and video formats released in the last decade, DVD-Video has been the biggest winner, and it looks like DVD is here to stay. Other formats, such as Laserdisc, VHS-C, Digital Video Camcorders, MD and DAT, have enjoyed less enthusiastic reception.

### Where's the quality difference?

What's really interesting about DVD-Video is just how good its quality can be. Of course, DVD players can be plugged into any TV set as easily as a VCR, resulting in better video quality. More importantly, home theater enthusiasts can experience incredible results with widescreen, digital, projection and high-definition TV sets and get similar audio improvements. It's this potential, which is only today being exploited by the enthusiast crowd, that will ultimately replace VHS tape with DVD.

NTSC-formatted DVDs have a resolution of 720x480 pixels. VHS, with a bandwidth of about 3MHz, produces substantially lower resolution, and many consumers can notice the difference. With progressive DVD playback technology, a DVD can produce a DTV-quality image that exceeds the capability of the best analog television sets.

When the DVD-Video specification was created, its designers realized that most DVD titles would be mastered from film. Because film is created at a rate of 24fps, they decided that the DVD player itself would add the additional 6fps to match the 30fps display rate of TV, in order to save space on DVD discs. All DVD players manufactured for NTSC support this, using 3:2 pulldown. During 3:2 pulldown playback, the 6fps are added by duplicating one field of video for every other frame. This is illustrated below, where 'O' refers to the odd field, and 'E' refers to the even field. Typically, two of these fields, inter-

laced together, compose one frame of video.

Frame Number: 1 2 3 4 5 6

Fields Played: OEO EOEOE OEOEOE

The field duplication described here is used for virtually all VHS tapes as well as movies mastered for TV broadcast, and it is the process that best converts film's 24fps rate to TV's rate of 30. What's different in DVD, however, is that the final portion of the frame rate conversion is performed by the player itself. This means that higher-quality DVD players can play two adjacent fields of video as a single, high-resolution frame, as such:

Frame Number: 1 2 3 4 5 6

Fields Played: OEOEOEOEOEOEOEOEOEOEO

This produces true resolution of 720x480 pixels, non-interlaced, at 24fps. Progressive DVD players can decode at this resolution and then use interpolation to increase both the pixel resolution and the frame rate to match the characteristics of the display. This is significant, because many high-performance displays, such as LCD and plasma, have one specific native resolution. By scaling the video in the digital domain, much better interpolation is possible, and a very high-quality RGB signal can be sent to the display.

Progressive DVD is not limited to NTSC either. DVDs mastered for the PAL standard are also laid down at the rate of 24fps, and progressive DVD players can also output this content progressively. This gives PAL DVDs an advantage. With a progressive player, PAL DVDs offer higher resolution, but the same frame rate as DVDs made for NTSC. Of course, not all DVDs contain progressive source.

If a DVD title was created from a video source, then the adjacent fields cannot be combined into a frame, because video cameras capture fields of video every 1/60 of a second. Com-

binning two such fields would cause motion artifacts and blurring. Instead, for this type of footage, progressive DVD players will either switch to an interlaced output mode, or else they will play each field individually and use line doubling to resize each field before displaying it.

### Today's products

Until recently, progressive DVD technology was limited to only a few models of computer-based DVD players. While there were chip sets available, they were not (until recently) widely available to consumers. Once they were, many enthusiasts quickly devised methods for connecting these outboard systems to their home theater systems. This fall, several DVD standalone players contain the technology, and both Toshiba and Panasonic have announced the availability of progressive DVD players.

To video enthusiasts, it is clear that DVD and especially its progressive implementation bring substantial improvements to the quality of home video. Yet, if you judge DVD by its video performance alone, you're not getting the complete picture (so to speak). The audio capabilities of DVD are also formidable. In particular, the Dolby Digital format brings theater-like 5.1 channel surround sound into the home, which truly completes the home theater experience.

As new digital and high-definition TV sets come to market (at decreasing prices) expect to see more consumers making the leap to this technology. More consumers will soon begin to realize the visible and audible benefits that DVD-video provides. Coupled with a widescreen HD set and surround sound audio, DVD is unbeatable in terms of video and audio quality. ■

*Marshall Goldberg is director of Product Marketing for Sigma Designs.*





## Sony tape is engineered to be easy on your heads. So are the rewards.

Sony metal tape has the distinct advantage of being co-engineered with the recording hardware. The result is a tape that delivers unparalleled performance and that puts less stress on your heads. And our new Rewarding Recording™ Preferred Customer Program pampers another important head—yours.



The Rewarding Recording program—now an ongoing rewards opportunity—offers more reward and redemption options than ever before. In addition to professional products, parts, service and support, you can also choose Sony Electronics rewards like a Trinitron® Color Television, Walkman® Personal Stereo, Handycam® Camcorder and hundreds of other products. And we've added new options like airline miles, movie tickets, CDs, movies and much more. And for the future, we'll add still more great reward options. With all its added flexibility and convenience, the Rewarding Recording program is now better than ever.



### Buy where it counts!

Earn Rewarding Recording dollars with purchases made direct from Sony or from a Sony authorized dealer. Remember, working


with a Sony professional is your assurance of knowledgeable media support and complete manufacturer's warranty coverage. Look for the authorized dealer logo the next time you purchase media, and buy with confidence. To find the authorized dealer closest to you, go to our website at [www.sel.sony.com/SEL/MSD](http://www.sel.sony.com/SEL/MSD).



**Sony. Our media is your memory.™**

To register for the Rewarding Recording program, call Sony toll free at **1-800-631-0258** or register online at [www.sony.com/rr](http://www.sony.com/rr).

**SONY**



Ensuring the quality of transmitted digital video requires new tools such as program quality of service monitors and MPEG protocol monitors. Photo courtesy of Tektronix.


# Testing DTV

**The importance of DTV testing ..... 76**

**Monitoring in the digital environment..... 82**

**Solving EMI problems ..... 86**

**Special report:  
Pro-MPEG Forum update ..... 109**



# The importance of DTV testing



The transition to digital brings with it a variety of new testing procedures and equipment. Scopes for monitoring digital signals are taking their places alongside traditional analog equipment. Photo courtesy Leader Instruments.

## By Kenneth Hunold

Television is joining the CD, DVD, and other consumer electronic entertainment media in the march to digital production, distribution, and transmission. For every consumer technology there is often a professional line of equipment developed to provide content for it. Digital television is no exception. Implied ads for DTV say that "It's digital. It must be good." Producers and users assume that digital will make things easier and better. After all, with digital, it either works

# DTV testing

perfectly or doesn't work at all.

The challenge for engineers in digital facilities is learning how to look into the failed digital signal to determine why the signal suddenly went away. This can be a tall order, considering that once a signal fails, there is no easy way to determine where the problem might be. Rest assured that new types of test equipment will be taking their place alongside (but not necessarily replacing) your traditional analog broadcast test equipment.

## From spectrum analyzers to bitstream analysis

Ever since entertainment moved beyond the projected motion picture image, engineers have had to find other ways to look at signals in their electronic form. For the most part, oscilloscopes of various designs were used. Many forms of transmission make use of the spectrum analyzer to see the spectrum of the signals of interest. It is important to note that today's modulation systems, even the so-called digital modulation systems, still use analog methods to convey digital program data. As such, spectrum analyzers and many other analog measurement devices are still useful, and in some cases are required for

Where the spectrum analyzer would traditionally be used to identify whether there were any information carriers in the transmitted signal, MPEG compression analyzers have come into use to help decipher the incoming bitstream. MPEG (Moving Picture Experts Group) compression uses packets, program IDs (PIDs), and tables to organize the transmitted data. An MPEG analyzer allows these elements to be inspected, much like the analog carriers of earlier transmissions were. If a video or audio program were to suddenly disappear, an MPEG analyzer could be used to determine whether the program ID associated with a particular service is still in the datastream.

The data rate used to represent a signal within an MPEG datastream is an important parameter. These analyzers provide information and statistics about the data rate of the signals being transmitted. Often these analyzers include a way to store datastreams for further evaluation and inspection. In some cases, this feature is broken out as a separate product, creating what is known as a bitstream player. These bitstreams are often available in different transport formats such as SMPTE 310M, DVB-ASI, 8VSB, and others. A key specification to be aware of when evaluating one of these bitstream players is the type of interfaces supported.

MPEG compression has almost become ubiquitous for video signals. As

Some manufacturers have developed test equipment specifically designed to objectively quantify what has usually been a subjective evaluation of picture quality. These products use algorithms to model the Human Visual System (HVS) and are designed to objectively evaluate the data that represents the picture. Some are off-line test systems that compare the result of a compression process with the origi-



---

**Some manufacturers have developed test equipment specifically designed to objectively quantify what has usually been a subjective evaluation of picture quality.**

---

troubleshooting digital broadcast systems. Although it is no longer a requirement to look for the individual audio and video carriers of NTSC systems, spectrum analyzers are very effective in ascertaining why a particular digital broadcasting system may not be working — either from a signal strength or signal quality perspective. And without a spectrum analyzer, it is difficult to align satellite or terrestrial links.

might be expected, there is a trade-off between perceived picture quality and the amount of data used to describe the picture. In general, as the data rate goes down, the perceived picture quality also goes down. However, the absolute data rate is not always the determining factor. Some of the MPEG parameters, the MPEG levels (image resolution) and profiles (compression algorithms) can affect the perceived quality, even at the same data rate.

nal signal. Of course, this requires that the measurement device knows about the original, either by acting as the generator, or having a copy of the generated signal stored in memory. These devices can be further broken down into units that will analyze a signal in real time and units that record the compressed signal and analyze the result in non-real time (usually longer) for more detailed analy-

sis. Some models analyze the MPEG bitstream directly, while others decode the video and look for artifact signatures.

Often MPEG analysis tools are used in the authoring process for DVDs where compression parameters can be fine-tuned for the best picture quality at a given bit rate. When time allows, these compression parameters are tweaked for optimum results, and the

program is then mastered for duplication and release. Live broadcasts do not typically allow as much control of the compression process, because of differences in the program types (talking heads vs. fast action sports.) In these cases, a more conservative approach is used that works well with differing types of program material.


Compressed audio signals appear to have avoided the need for such elaborate testing, although test equipment certainly exists to break the signal down into the frequency domain to look for changes in the noise floor (often an indicator of compression effectiveness). Typically, audio signals are still subjectively tested, rather than objectively tested by most users.

### Interface checks

An area where audio and video signals have received an equal amount of attention is their different digital interface formats. Even though the audio and video sample values themselves are relatively immune to inadvertent changes, it is important to test the interfaces to see if they are properly formatted and conform to SMPTE specifications.

In video signals it is important to check the CRC codes (EDH, or SMPTE 165) to ensure that the proper data has been received. It is also important to remember that, unlike some computer network systems, the SDI interface can only indicate errors. There is no mechanism to request that the errored data be re-sent. The interface signal amplitude, rise and fall times, jitter, and eye opening must all be checked to ensure compliance with SMPTE 259, and to ensure compatibility between different pieces of equipment conforming to the standard. Error reporting varies greatly across available products, as does price, so it is important to understand your needs relative to each application. Audio, time code, and other information can be embedded in the SDI bitstream, and so it is important to be able to check for their presence.

Audio signals must similarly be checked for interface integrity. Improper implementation of status bits is still the most often the reason for the failure of one device to record the



As LANs become an increasingly important part of broadcast facility infrastructure, network testing becomes a higher priority for broadcast engineers. Photo courtesy Wavetek Wandel Golterman.

# DTV testing

output of another. Second on the list is improper bitstream synchronization. Digital audio signals need to be synchronized to a common reference, just as video signals have always been. Otherwise, the results can include pops, clicks, and mutes.

If the AES interface is used for data transmission, additional considerations for the interface are required. Because using the AES interface for data requires the received data to be identical to the transmitted data, it becomes necessary to check the digital audio path for devices that may change the sample data values. A key issue is the number of bits used to represent each data sample. If the data signal uses 20 bits/sample then the transmission, or more likely, the recording medium must be able to process at least 20 bits per sample. If fewer bits per sample are used then the sample data values will be truncated. Even though the interface will work just fine, the payload data will be useless.

## Don't forget the analog side

Of course, analog test and measurement equipment is not going to disappear. Audio and video signals are still acquired in the analog domain. Even digital audio and video signals start and end their lives as analog signals. Technology is simply changing the point in the signal chain where these signals are converted to digital, moving the point earlier in the signal chain, closer to the original transducer (microphone diaphragm or CCD chip) and increasing the number of bits used to describe each sample.

Analog test sets for video and audio

are still needed to test the necessary A/D and D/A converters used in today's hybrid facilities. Even in facilities that are designed to be all digital there is still (or at least should be) a great deal of analog I/O required for monitoring the digital signals. Certainly devices exist for monitoring


but not as severe process is also required for the audio signal. This results in a delay that is usually shorter than the video delay. Of course, the video and audio signals likely occurred at the same time, so ideally the signal should also be displayed to the viewer at the same time. This

## Analog test sets for video and audio are still needed to test the necessary A/D and D/A converters used in today's hybrid facilities.

the digital signal, but they almost universally contain D/A conversion stages to convey these digital signals to our still largely analog senses. For these applications, the usual complement of test equipment is still used. Again, the ultimate destination for

requires that the shorter delays must be padded to match the longest delays so the signals are synchronized upon display.

This is not a simple process, and it is made even more difficult because of the GOP structure of the video



Engineers, like those at ONdigital, must learn to use new methods and tools when testing DTV systems. Photo courtesy Snell & Wilcox.

this material is as a format that we can see and hear.

Because of the amount of compression used to reduce the data rate of the digital video signal for broadcast, there is an issue of compensating for the time that the compression system takes to do its job. This is often referred to as latency. It takes time to determine what is going to be thrown away (or hidden.) A similar,

picture, where the individual frames are sent in an order different than the display order. Frames are rearranged and processed in the decoder. Time stamping the audio and video elements helps, but they can still end up being out of sync. To correct this requires the tools to measure the audio-to-video-delay. Several vendors are beginning to offer solutions to this problem.



An idea that originally grew out of the desire to reduce the amount of equipment carried into the field is a product that is often called a *rasterizer*. Rasterizers were originally built to allow vector type displays (such as the aptly named vectorscope) to be seen on a conventional (raster scan) video monitor. This product class has evolved to include various front-end devices intended to be viewed on inexpensive, high-quality displays. The display of choice seems to be the computer VGA display, or any of its higher quality extensions (SVGA, XGA, etc.)

An operational advantage to such systems is the ability to combine the functions of many measurement devices on a single display. Unfortunately, the NTSC video monitor quickly runs out of resolution, and the normal composite video decoding circuitry further limits the usefulness of such a monitor for this purpose. On paper, the VGA display appears to be the equivalent of an NTSC display (with its 640x480-pixel display format.) But, because it is designed as a component display, it is not limited by the filters required for decoding the color information, as in NTSC. As the resolution of these displays has gone up, and the price has gone down, the VGA monitor has become an extremely attractive solution for displaying multiple types of instruments on a common display. Applications have sprung up to display a combination of waveform, picture, vector, audio, and soundscape images. Depending on the size of your facility and the nature of your work, these monitoring solutions could save precious rack space (as well as equally precious dollars) on test and measurement equipment.



Everyone involved, including operators, will need to become familiar with monitoring the variety of signals and systems for multichannel DTV/HDTV broadcasts. Photo courtesy Snell & Wilcox.

### Cabling and beyond

An area where the RGB component video monitors masquerading as VGA monitors has caused problems is in the area of color component transcoding. Both the standard definition Rec. 601 sampling format and the scaled-up versions for 720- and 1080-line HDTV systems use sub-sampling of the color difference components to reduce the data rate of these uncompressed interface links (SMPTE 259 and SMPTE 292 for serial SD and HD transmission respectively.)

For these color difference component systems to coexist with RGB displays, component transcoders are required. Also, any component system introduces the possibility of inter-component delay errors. These delays should be checked so that HDTV systems do not lose any of their superior resolution due to inter-channel delay problems.

As the data rates required in broadcasting increase beyond 1Gb/s, copper cable is reaching its limit for long-distance, large-scale distribu-

tion. Serial HDTV signals reach their limit with coax at about 100M, and SDTV signals can't go much more than 300- to 400M, depending on the type of cable. As the desired distances increase, and as the data rates of these paths also increase, fiber optic cable is becoming more viable as an interconnection medium. Fiber is being used in both inter- and intra-facility links, especially when large volumes of data need to be transmitted either across town or across the country.

Familiar test equipment functions that were used for copper systems are now being used on fiber circuits. Optical Time Domain Reflectometers (OTDRs) are being used to troubleshoot fiber circuits for connection problems in much the same way as conventional TDRs were used on coaxial cable. Obviously the physical units are different, but the function is largely the same.

There is no doubt that systems today are more powerful and more reliable than they have been in the past. But it is also true that the more powerful the system, the more powerful the test equipment needs to be to support it. It has been said here more than once — don't be lulled into a false sense of security by thinking "Don't worry, it's digital." Digital systems have hastened the end of some forms of routine operating procedures, but they have more than made for it in the complexity of the new test equipment required. With any technology change you remove some old equipment from your tool kit, but you replace it with more complex devices. You never end up with an empty toolbox, no matter how hard you try. ■

*Kenneth Hunold is a broadcast applications engineer for Dolby Laboratories, San Francisco.*



# Monitoring in the digital environment

Non-technical staff members, graphic artists and editors, often spend the greatest amount of hands-on time with video content. Monitoring methods tailored to the varying levels of expertise can help to ensure that video standards are met. Photo courtesy Magni Systems.

**W**ithin the broadcast industry, two trends are placing unprecedented demands on video engineers and video monitoring equipment. First, the digital transition has increased the breadth of technical information that must be understood and managed. In addition to the traditional analog technologies, video engineers must also understand digital and HD technologies. Second, the convergence of video and computers is changing all phases of video and post production, including animation, multimedia content creation, nonlinear editing, computer-generated imaging and character generation. As a result of the growth in PC-based video systems, broadcast facilities have many non-video users creating and editing video content. These users, who may have positions as video editors or graphic artists, are trained to create aesthetically pleasing work. However, they may not understand that their work must adhere to video standards. Engineers are often called upon to support these creative professionals and train them to use monitoring equipment, ensuring that standards are met.

Typically, members of the engineering staff are asked to select serial digital monitoring equipment for the entire broadcast facility. Because of their own technical proficiency they may select equipment that is easy for them to master but too difficult for non-technical users to operate. Given this mix of users, it is critical that serial digital monitoring equipment possess a high level of capability and functionality. But it is equally important that the equipment is usable by the full range of intended users, reducing training time and support demands placed on the technical staff. More importantly, it increases the likelihood that the monitoring equipment will be used as intended, not ignored.

### Potential serial digital problems

While serial digital signals are inherently more reliable than analog signals, the potential for problems still exists. The serial digital interface is, in essence, a digital representation of component analog signals. SDI, which is also known as the digital transport layer, may be thought of as analog information contained in a digital wrapper. It is therefore useful to consider potential problems as falling into one of two categories: errors in the digital wrapper (transport layer) or errors in the analog video content that become apparent when the digital signal is converted to component and/or composite formats.

Several factors need to be considered when looking at the SDI signal, among them:

**Input signal strength:** A common cause of errors is signal strength degradation arising from long cable lengths. Assuming high-quality connections, cable lengths of less than about 350M generally provide error-free operation. If cable length extends beyond this parameter, error rates rapidly increase. If someone unsuspectingly inserts a 10M cable in the path, errors can cause serious problems, if not complete failure.



# Monitoring digital

**Jitter:** Jitter is basically a variation in the frequency of the clock that is derived from the serial digital signal. (see Transition to Digital, September 1998) Small amounts of jitter have no adverse impact upon the clock derivation and subsequent signal recovery. However, when jitter reaches unacceptable levels, the signal cannot be reliably recovered, making jitter a critical signal parameter. Eye patterns are often used to show jitter, as well as overall signal quality. However, eye patterns require a knowledgeable operator to properly interpret them. If a non-technical operator inadvertently views an eye pattern that is not normalized, the signal may look poor but can be reliably recoverable.

**Gamut errors:** Gamut defines the range of allowable colors that can be represented as legal video signals. (see "Gamut: An old problem with several new faces," p.106, September 1999) When a color is illegal, it is referred to as a gamut error. Gamut errors are rarely the result of improperly calibrated cameras. More often, they result from dig-

itally generated content, such as character generators and DVE applications. The gamut of legal colors varies for different video formats. For example, a given color may be legal in the component format, but invalid when encoded into NTSC or PAL.

**Error Detection and Handling:** Excessive cable length, noise, improper terminations and poor connections may cause bit errors in the digital data. A bit error is one or more bits in a data value that change between the source and the receiver. These errors in the transport layer may have a direct impact on the analog signal content: a single bit error may seriously degrade the picture or sound. Even if single bit errors are not seen in the resulting picture, they may provide early warning. Major distortion of the picture or audio is possible if the transmission path is further degraded. SDI's error detection and handling (EDH) mechanism allows a serial digital system to perform self-monitoring and reporting of bit errors, provide downstream visibility of the error and to determine where it occurred.

The video content contained in the serial digital interface is a digitized form of component video. At some point, the serial digital signal will be decoded into component and even com-

posite video. Therefore, it is important to monitor the decoded component and composite video, as well as the serial digital signal. Table 1 includes a list of the parameters that should be monitored to minimize video signal problems.

## Essential monitoring function and form

Monitoring equipment should provide the capability to check for problems in both the digital and analog domains. However, the form in which the information is presented to the user is equally essential. Video engineers may be able to examine an eye pattern to determine signal strength and jitter, however, graphic artists cannot be expected to do the same. Neither can a graphic artist be expected to know if a 400mV SDI signal is good or bad. Non-technical users require qualitative information because quantitative information such as that presented in millivolts or nanoseconds may not have much meaning to them. Qualitative information is similar to what is shown on a car's dashboard, telling the user if a problem exists and, if so, where.

The key signal parameters discussed below must be monitored, and the information should be presented in quantitative and/or qualitative form to ade-

## Monitoring video signals in a mixed format environment

### Application Studio timing

Digital  
Component  
Composite

### Measurement

Jitter  
Horizontal reference timing, Y, R-Y, B-Y relative timing, Sync amplitude  
Horizontal reference timing, Burst reference phasing, SCH phasing,  
Color framing, Blanking width, Burst amplitude, Sync amplitude

### Transcoding

Component to Digital  
Digital to Component  
Component to Composite  
  
Composite to Component

Peak video, Gamut  
Peak video, Y/R-Y/B-Y Amplitude and Relative timing  
Peak video, Peak luminance, Y Amplitude, RGB Amplitude and Phase,  
Y/C delay  
Peak video, Y/R-Y/B-Y Amplitude and Relative timing

### Routing

Digital  
Component  
Composite

Jitter, Error rate, Signal strength, Eye opening, Video/Audio signal presence  
Peak video, Y/R-Y/B-Y Amplitude and Relative timing, Frequency response  
Peak video, Peak luminance, Noise, Luminance to chrominance Delay/Gain,  
Pulse to Bar ratio, K-2T factor, Differential chroma Gain/Phase, Frequency response  
Peak video, Peak luminance, noise, Luminance nonlinearity

STL (FM routing)

### Content generation

Camera  
VTR  
Character/Image Generation

Peak video, Peak luminance, Average Picture Level, Camera setup  
Peak video, Peak luminance  
Gamut, Peak video, Video amplitudes

### Processing

Digital  
Component  
Composite

Peak video, Peak luminance, Gamut, Transcodes correctly to all formats  
Peak video, Y/R-Y/B-Y Amplitude and Relative timing, Frequency response  
Peak video, Peak luminance, noise, Luminance to chrominance Delay/Gain, Pulse to bar ratio, K-2T factor, Differential chroma Gain/Phase, Frequency response, Red/Green/Blue Phase and Amplitudes

Table 1. Items regarding signal parameters that must be monitored within a mixed format environment.

quately accommodate the differing technical background of a variety of users.

**Input signal level:** At the most basic level, the operator must know if the serial digital signal's input level is sufficient for it to be recovered. In addition to level, the non-technical operator must know the cable length margin that remains before the proverbial digital cliff is encountered. If little margin remains, cable segments must not be inserted. Thus, it is necessary for monitoring equipment to report the signal strength and the margin remaining until the signal strength falls to unrecoverable levels. The most useful qualitative representation of signal level is typically in the form of gauges or bar charts.

**Jitter:** Monitoring equipment should analyze the jitter and also present the information in quantitative and qualitative forms. Operators, especially non-technical ones, need simple graphical information, such as gauges or bar charts, indicating if jitter is approaching unacceptable levels. Such information does not require a high degree of operator expertise because it is easy to interpret. Video engineers may want to see jitter information displayed in nanoseconds or in unit intervals, or they may just want to examine an eye pattern display.

**Gamut:** A serial digital monitoring product should check for gamut errors in all three formats (RGB, composite and Y, R-Y, B-Y). Checking for gamut errors in only one or two formats can result in nasty surprises later on, such as having a tape rejected. The limits that define legal colors (signal levels and number of adjacent out-of-limit pixels) should be user adjustable to allow for a tolerance margin.

Additionally, serial digital monitoring products should do more than alert users that a particular color is illegal. They should also highlight the exact source of the illegal color and the format(s) for which the color is illegal. Highlighting gamut errors as they occur is analogous to having a spell checker that highlights spelling errors when they are typed. Highlighted information is very useful because it presents detail about an error condition that is easily and quickly seen and understood.

**Audio levels:** Although not required in all situations, serial digital monitor-

ing equipment should detect the presence and levels of embedded audio. This notifies the operator if audio is expected but not present. Monitoring equipment should also decode the audio signal into analog or AES signals for monitoring purposes, obviating the need for another monitoring instrument just to monitor audio.

**EDH:** Serial digital monitoring equipment should monitor EDH data and

perhaps audio. Parameters that should be reported only when exceptions occur include gamut errors, EDH errors and problems with analog levels/timing. Exception reporting should be flexible enough to alert users with pop-up icons and/or alarm closures. Of course, the users must be able to disable reporting of exceptions on a parameter by parameter basis.

In some cases, monitoring must be

---

## **Without monitoring component and composite signal parameters, one risks having a high-quality serial digital signal that contains low-quality content.**

---

report any errors. Some users need to be alerted if any errors occur. Others may only need to be alerted if the error rate exceeds a predetermined level. Therefore, the error rate threshold that triggers a user alert should be adjustable.

### **Component/composite monitoring**

It is possible to have a high-quality SDI signal, but to have a poor video signal once it has been decoded into component. For example, the B-Y to Y timing could be out of spec due to errors in the serial digital encoding/decoding. Therefore, it is necessary to monitor component and composite signal parameters. Such monitoring should include waveform and vector displays and quantitative measurements for parameters, such as sync amplitude, peak video, and RGB amplitude and phase. Without this capability, one risks having a high-quality serial digital signal that contains low-quality content.

### **Exception reporting**


Users performing operational monitoring typically need to monitor only a few parameters on a continuous basis. However, additional parameters must be reported on an exception basis. To use the automobile dashboard example again, many drivers only monitor speed and fuel level on a continuous basis. However, they want to be notified if temperature, oil pressure, or other exceptions occur. The SDI parameters needing continuous reporting are input signal strength, jitter and

performed while operators are not present. In such cases, automated status reporting is required. Log files are the answer to this requirement, especially if users can select the individual parameters to be logged. Log files can be used to document system status on a scheduled basis. For example, complete status information can be appended to a log file every 30 minutes. Alternately, only error conditions may be stored in the log file. Status reporting can be a real help to the video engineer because it can be easily set up to monitor the quality of operations, such as tape duplication.

Video monitoring by its nature requires analysis of technical data. While many users of monitoring equipment are technically savvy, many that could benefit from monitoring equipment to improve video quality do not use it because of the technical barrier. For basic SDI monitoring, the burden to overcome this technical barrier should be placed on the monitoring equipment itself, not on the user. That is, the equipment should analyze the data and present it in an easily understood format. The DOS vs. Windows comparison illustrates this point. DOS-based computers could perform most tasks. However, many potential computer users could not master DOS. Windows lowered the technical barrier and made computer usage a reality for a new category of people. Video monitoring equipment must do likewise. ■

*Ted Gary is vice president of marketing for Magni Systems Inc., Hillsboro, OR.*

# Solving EMI problems



Sources of magnetic field interference problems in a typical office structure. Because of an increased reliance on computer-based technologies, broadcast facilities are particularly susceptible to interference of this type. Illustration courtesy Field Management Services.

## By Jon W. Munderloh

**W**hen reports of wavy or jittery images on monitors or an audible hum in an audio system are received, maintenance engineers scramble for an explanation and a solution. Grounding systems are meticulously checked and inspected, yet the monitor distortion remains or excessive audio hum persists. Broadcast engineers and technicians are generally knowledgeable about the equipment interference problems often associated with electronic grounding issues or external environmental sources (RF, microwave, radar systems, etc.). However, few engineers and technicians are aware of interference that may be caused from elevated low frequency magnetic field conditions.

### AC and DC magnetic fields

Equipment interference in a technical facility may be caused by elevated levels of either alternating current (AC) magnetic fields or by direct current (DC) magnetic fields in a building's interior. A wide variety of equipment interference problems can occur when levels of either type of magnetic field are excessive.

AC magnetic fields are a natural consequence of distribution and use of electricity. At 60Hz — extremely low frequency (ELF) — the electric and magnetic fields generated by an AC circuit operate independently. In other words, it is possible to reduce or eliminate one without materially affecting the other. However, at radio frequency (RF) and higher, a fixed relationship exists between the electric field and the magnetic field. A reduction in the magnetic field also results in a reduction in the electric field.

AC electric fields are generated by voltage and are measured in volts/meter while magnetic fields are caused by current flow and are measured in milliGauss (mG). At ELF or power frequency, electric fields emanating from an AC circuit are quite easy to shield, as nearly all standard building materials will substantially reduce the electric field strength. Conversely, ELF magnetic fields are extremely difficult to reduce. At 60Hz power frequency, AC magnetic fields pass relatively undiminished through nearly all common building materials, including lead.

Elevated ELF magnetic field conditions are normally present in areas adjacent to high-current carrying conductors. Typical high-current sources in commercial buildings include electrical equipment rooms and closets, utility substation and transformer vaults, distribution bus ducts, wire ducts and feed conduit. Electrical transmission and distribution lines passing near the exterior of a building may also create elevated magnetic field conditions in a building's interior. In some instances, the source of elevated ELF magnetic fields in a building may not be readily apparent. Wiring errors in a building's AC power system, even in low-current distribution circuits, can cause substantial ELF magnetic field conditions to exist in large areas of a building. Such wiring errors including improper ground-to-neutral connections and crossed-neutral conductors, can create *net current* conditions wherein all of the current in a circuit is not returning via the same path. Because the strength of an ELF magnetic field is directly proportional to the amount of current flowing in the source circuit, fluctuations in the use of power during the day or seasonally, can cause changes in elevated magnetic field conditions. With this type of temporal variation, it is not uncommon for an equipment magnetic field interference problem to appear intermittent.

Static or DC magnetic fields commonly occur in nature. The earth

# Solving EMI problems

has a natural static magnetic field that, depending on location, will range from 400 to 500mG. DC current flow in subway or train rails, elevators and battery-based power systems may also generate DC magnetic fields. Powerful magnets associated with MRI and NMR medical magnetic imaging systems typically produce elevated levels of DC magnetic fields. As a consequence, structural and reinforcing steel members in commercial building structures can become magnetized as a result of containing such equipment over a length of time. Placing it in a strong external DC magnetic field that will essentially capture and align the magnetic domains in the material can magnetize structural steel. Steel can also become magnetized by putting strong DC currents through the material such as grounding welding equipment to structural steel during construction.

## Common magnetic field interference problems

The dominant problem associated with elevated magnetic field environments is interference with computer or Cathode Ray Tube (CRT) video display monitors. Screen interference caused by magnetic fields is of two categories: AC magnetic fields that can cause the image to jitter on a display, while DC magnetic field monitor interference problems are manifested as stationary image tilt or color purity problems (changes or blotches of color in various areas of the screen). Thresholds for computer monitor interference will vary by different magnetic field intensities, depending upon the type, size, make and model of the monitor. In general, CRTs are much more sensitive to AC magnetic fields than to DC magnetic fields. Many CRTs will exhibit signs of image jitter interference when placed in external AC magnetic field conditions of 10mG and most will be unstable in fields of 30mG. Some

high-end large screen graphics monitors tend to be much more sensitive and interference will often be noticed at thresholds as low as 3 to 5mG. As ambient AC magnetic field conditions in most commercial buildings range from 1 to 4mG, the chances for interference with such monitors is high.

Typical DC magnetic field interference on CRTs can be observed in magnetic fields as low as 1000mG, (500 to 600mG above the Earth's background DC field) with increasing inter-



The installation of shielding is often required to reduce elevated magnetic field levels in areas containing sensitive equipment. Photo courtesy Field Management Services.

ference as DC magnetic field levels increase. Although relatively infrequent, residual, elevated DC fields in buildings can be in the range of 2 to 5000mG.

A wide variety of audio equipment may experience interference problems when located in an elevated AC magnetic field environment. Most notably, sensitive preamplifier sections of professional and broadcast audio mixing consoles may experience increases of audible 60Hz hum or lower signal-to-noise when located in areas with elevated AC magnetic field conditions. Such hum and increased signal-to-noise conditions are created by the induction of an interference voltage at 60Hz in sensitive components of analog audio amplifiers. Similarly, sensitive or poorly shielded microphones and musical instrument audio pick-up transducers can experience undesirable levels of 60Hz hum when used in environments with elevated levels of AC magnetic fields. Professional musicians have long been aware of this phenomena in performance venues and have learned to shift or orient

amplifiers and sensitive musical instruments to areas with lower AC magnetic field levels or "null" points.

Interference problems may be present in audio/video/data cabling when placed in close adjacency to conduits, bus ducts or other electrical distribution equipment containing high AC current conductors. ELF magnetic fields naturally emitted from such conduits or bus ducts may be sufficient in magnitude to induce troublesome levels of interference AC voltage on adjacent

signal cabling. The potential for such interference is markedly greater when signal cable runs closely parallel AC power conduits for extended distances. Although not well documented or understood, there have been numerous reports of interference in CPU and digital equipment when placed in elevated AC magnetic field environments. Such interference problems have been known to affect the operation of high-speed CPUs and certain computer disk drives. Loss of data in increased error rates and slower transmission speeds of LAN digital signal networks are typical results. Most equipment manufacturers, including companies making CRT monitors, unfortunately do not publish AC or DC sensitivity levels for equipment.

Lastly, elevated levels of magnetic fields present in archive areas may affect the long-term storage of magnetic media including magnetic tape, floppy disks, etc. Typical specifications for magnetic storage media, including floppy disks and hard-disk drives, range from about 6000 to 10,000mG for



magnetic field levels in the frequency range of 0Hz (DC) to 700kHz (which includes the power-frequency of 60Hz). Below 6000mG data corruption on storage media is typically not observed as reported by hard-disk drive manufacturers.

### Dealing with EMI problems

Resolving equipment interference problems due to the presence of an external magnetic field source is often difficult and expensive. In some instances a choice may have to be made between eliminating the source of a magnetic field or minimizing the interference effects of the source magnetic field. The first step in identifying and resolving a suspected magnetic field interference problem is to locate possible magnetic field sources and to measure magnetic field intensities in the area of concern. A gauss meter, which can range in cost from several hundred to several thousand dollars, can be used to measure magnetic fields. Different instruments are required to measure AC and DC magnetic field values and directions. Prior to purchasing such measurement equipment, it may be preferable to contact the local utility company and request magnetic field measurement assistance. Many utilities have an EMF specialist who will provide initial magnetic field measurement

services at no cost. If a sizable problem is identified, such as an audio/video equipment room located above or immediately adjacent to a major electrical service room, it may be prudent to engage the services of a professional engineering firm. A specialized and experienced engineering firm can conduct a detailed assessment of the problem and evaluate possible solutions. If the source of interference is an AC magnetic field, three general strategies may be considered to mitigate the problem: increase distance, decrease the magnetic field strength or shielding.

Magnetic fields decrease in strength at increased distances from the source. It may be possible therefore, to simply move or relocate affected equipment away from a magnetic field source until interference problems are minimized or eliminated. This solution may be effective, for example, in instances

where a monitor is near a transformer or electrical panel, but this effort may prove ineffective if the source is a transmission line passing outside the building. In certain instances, it may be possible to decrease the magnetic field strength from a source by implementing electrical modifications to increase natural cancellation of opposing conductors. In the instance of magnetic fields caused by net current electrical circuit conditions, dramatic re-



**High-current electrical components such as transformers and distribution equipment generate large magnetic fields in adjacent areas. Photo courtesy Field Management Services.**

ductions in magnetic field levels typically result as a consequence of correcting wiring errors that create net current conditions. As a third possible solution, consideration may be given to shielding the affected equipment, the source of magnetic fields or the area in which the affected equipment is located. In the case of monitors, special external shields made of permeable materials that attract magnetic fields and provide an alternate path around the monitor are available from a number of manufacturers. Shielding large areas such as an electrical room or an entire space containing sensitive equipment is generally difficult to implement and should be designed and installed by an experienced and qualified magnetic field shielding engineering company.

Monitor interference from external AC magnetic field sources may be minimized by two additional possibilities. In

some computer systems, it is possible to set the vertical refresh rate of the monitor to 60Hz power frequency without serious compromises to the image quality. However, resolution of the monitor may be reduced and in almost all cases, cure of the jitter problem will be at the expense of increased flicker from area lighting. If the external AC magnetic fields are strong, setting the refresh rate to 60Hz will not remove all jitter interference. As a second possibility, it may be acceptable to replace CRT monitors with LCD monitors. LCD monitors are generally not affected by external magnetic fields. However, quality and system compatibility issues should be considered prior to purchase of a replacement LCD monitor.

In instances where monitor interference is from a DC magnetic field, it may be possible to degauss the affected monitor to temporarily restore color purity or install a shield around the monitor. If the source of DC magnetic fields is from a structural steel building member that has become magnetized, it may be necessary to consider degaussing the magnetized steel to permanently eliminate the interference DC magnetic field. Degaussing removes residual magnetism from steel objects.

In new facility construction projects, consideration should be given to careful design of electrical facilities such that high-current carrying equipment is not located adjacent to areas that may contain sensitive equipment. Documenting AC magnetic field conditions at a proposed project site prior to design and construction may insure that passing transmission lines or nearby utility electrical facilities won't present a problem. It may also be a good idea to measure DC magnetic field levels near all structural steel members during building construction. If excessively high values of DC magnetic field levels are present due to magnetized steel members, it is much more feasible and cost effective to degauss while such steel members are exposed and accessible. ■

*Jon W. Manderloh is vice president and senior technical consultant for Field Management Services, Los Angeles. He has more than 15 years experience in the broadcast industry.*



Imagine being able to work

**With Rocket Network™ Internet Recording Studios artists, producers, and engineers can meet and produce professional-quality audio online.**

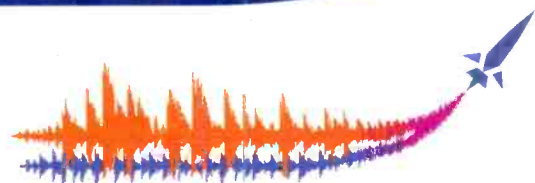
Your voice-over talent is in Sydney. Your favorite engineer is in New York. You're in London. With Rocket Network you can all work together from any location as if you were in the same studio, saving you valuable time and money.

Precise control, global reach, and stellar creative possibilities—Rocket Network can take your work to a whole new level.

with anyone, anywhere, anytime.

Register for a free trial at

[www.rocketnetwork.com](http://www.rocketnetwork.com)



**rocket**

NETWORK™

Internet Recording Studios

Circle (136) on Free Info Card

## Applied Technology

### Xytech's FMS and Enterprise scheduling systems

BY ROGER KLECKNER

Today's broadcast facilities are under constant pressure to do more with limited resources. While individual staff members or departments may have their own scheduling systems, there is currently no way to coordinate scheduling information from across an entire network. Some stations try to coordinate by the paper and pencil method, commonly known as "the big book." This works well, but the scope is limited; only one person can access and update the book at one time. As anyone in broadcast knows, events can change several times a day, causing a nightmare in coordinating staff equipment and use.

Electronic scheduling systems built specifically for the broadcast industry are the answer to keeping busy facilities on track and on time. FMS and Enterprise are designed for the sophisticated

ment. The systems also allow managers and producers to track progress during each stage of a project. Updates, changes and confirmations to a project can

use of resources from their screens. Accurate invoices can then be generated within minutes of the session's end. Additional financial, statistical and usage

**Xytech's FMS and Enterprise are essential in solving facilities' immediate problems by incorporating better scheduling practices that interface with other industry-standard technologies.**

also be e-mailed or paged directly from the system to the individuals involved.

#### Customizing for a database

When clients attempt to build their own systems, they have a knowledge base of one. Companies often try im-

plementing incomplete systems, leading to trouble with cost issues. Off-the-shelf scheduling software has hundreds and even thousands of hours of input, design and development behind it. It is less costly to work with a company that understands the basic concepts of broadcast scheduling and is willing and able to customize as necessary.

reports come with the system, allowing operation managers to access a facility's status. FMS runs on industry-standard SQL databases such as Microsoft Access and SQL Server, Sybase, SQL Anywhere and Oracle.

#### Enterprise

Enterprise is a much broader and more robust integrated management system for larger broadcast facilities. It is more versatile and comprehensive, with modules that are sold a la carte to meet the needs of each individual facility. Additional modules are available for equipment rental, job management, tape tracking, timecard, duplication and data warehousing. It supports a fully integrated SQL accounting system along with other industry-standard applications that run all aspects of an entire facility or a cluster of facilities. Xytech supports a large number of project managers to help with customizations and integration. Enterprise also runs on industry-standard SQL databases. ■

*For more information on Xytech's FMS and Enterprise systems, circle 451 on the Free Info Card.*

*Roger Kleckner is president of Xytech Systems, Burbank, CA.*



**Xytech's Scheduling Module permits online scheduling and conflict checking for an unlimited number of resources.**

needs of broadcasters. The advantages provided by these systems include more than just staff scheduling; they coordinate scheduling and equipment, as well as room and service cost/use. The feature list includes bidding programs that can project profitability before the work even starts, as well as tracking all resources used during each work seg-

#### Features and benefits

FMS is an intuitive, simple-to-use integrated facility management application designed for broadcast facilities needing a computerized scheduling and billing system. FMS is fully networkable, and allows multiple users access to a shared calendar scheduling system that monitors the use of equipment, rooms and people. Managers can generate standard paper work orders or go paperless by tracking the

VHF-HB

UHF

VHF-LB

FM

L-Band

14,000 transmitters

Microwave

Solid State

110 countries

IOT

8VSB

1 company

DAB

MMDS

Tetrode

DTV

DVB



call to schedule a visit to our factory in Denver

call us at (303) 464-8000 or visit our web site at [www.itelco-usa.com/be](http://www.itelco-usa.com/be)

 itelco®

Circle (137) on Free Info Card

## Applied Technology

### Belden Wire & Cable Company's MediaTwist

BY STEPHEN H. LAMPEN, WITH ROBERT WYATT, MARCI MEARNS, JACK ANDRESEN AND MICHAEL LAPORTE

When Univision, KDTV-Channel 14's parent company, decided to build a new TV broadcast facility, the company had no idea that its cabling infrastructure would make broadcasting history. KDTV-14 is the first TV studio to rely entirely upon unshielded twisted-pair technology. A single unshielded twisted pair cable (UTP) — Belden MediaTwist — was successfully installed here for a multitude of applications, including analog audio, digital AES/EBU audio, analog video, digital video, RGB video and RS-422 machine control.

KDTV, a Spanish-language broadcasting station, serves the Hispanic community in San Francisco's Bay Area and is the fourth largest such station in the nation. The time was

right to update the cable plant since the station was moving to a new location.

#### Why MediaTwist UTP?

Belden MediaTwist is an UTP cable

designed for Digital Devices.

Previously, UTP cabling was primarily used for computer LANs. MediaTwist, however, expands UTP applications into areas once dominated by coax, shielded or fiber optic

**Belden MediaTwist is an unshielded twisted pair (UTP) cable designed and constructed to support multiple applications, including audio, video, data, machine control and telephone.**

designed and constructed to support multiple applications, including audio, video, data, machine control and telephone using the four-pairs to carry any of these signals.


In the audio/video community, a key concern, of course, is cable leakage. Since MediaTwist is unshielded, Belden sought to allay this concern by testing the product with Sony 270 Mb/s, 135MHz serial digital equipment at the Underwriters Laboratories facility in Northbrook, IL. Not only did MediaTwist pass stringent tests intended for coaxial cable, but it

also was awarded a Class A Cer-

media. The reason is that its design and manufacturing processes result in a four-pair cable with extremely uniform dimensions and internal physical spacing, as well as structural stability.

MediaTwist construction features four bonded, twisted pairs in a crescent-shaped housing. Since balance is key to UTP performance, it is critical for each conductor of a twisted-pair be a mirror image of the other. By bonding the pairs and locking them into place, the cable achieves this balance and is able to maintain uniform spacing between conductors even through the rigors of installation. The result of this non-traditional UTP design and construction is superior electrical performance characterized by improved signal strength and accuracy, as well as stable impedance for greater clarity and reliable transmission.

Because of these enhanced performance characteristics, MediaTwist cable is currently being used in a wide variety of multimedia applications, including telephone, fax, modem, machine control, high-speed telephone and data links (e.g. S56,



Univision's KDTV-Channel 14 is the first broadcasting facility to incorporate Belden MediaTwist UTP technology for critical analog and digital audio/video applications, as well as RGB video and machine control.

AAA3M

AAA3F

It's never been easier. Or quicker. Thanks to the Q-G<sup>®</sup> Twist. The Q-G Twist is Switchcraft's latest addition to our family of innovative Q-G<sup>®</sup> connectors.

With the Q-G Twist, you have **just two parts to assemble:** a front-shell with a pre-loaded insert, and a combination strain relief and handle. In fact, the two pieces are what makes the Q-G Twist so simple to build. Step One: Slide the handle onto your cable. Step Two: Solder to the insert in the front shell. Step Three: Twist on the handle.

If you would like a twist with your Q-G Twist, we also offer black finishes, gold plating, rugged die-cast handles, or just about *any* variation — just ask.

So if you're looking for a quick and easy, durable connector, just ask to do the twist — the Q-G Twist, that is. Call us and we'll be happy to partner with you.

C'MON EVERYBODY!!

LET'S  
DO THE  
TWIST!

THE Q-G TWIST, THAT IS!!

**Switchcraft**<sup>®</sup>

www.switchcraft.com

Switchcraft, Inc.  
3555 North Elston Avenue  
Chicago, IL 60630  
Phone: 773-792-2700  
Fax: 773-792-2129  
sales@switchcraft.com  
www.switchcraft.com


**Statement of Ownership, Management and Circulation (Act of August 12, 1970: Section 3685, Title 96, United States Code.)**

1. Title of publication: *Broadcast Engineering*
2. Publication No.: 0007-1994.
3. Date of filing: Sept. 27, 1999.
4. Frequency of issue: Monthly, except semi-monthly in June and December.
5. Number of issues published annually: 14.
6. Annual subscription price: FREE TO QUALIFIED.
7. Location of known office of publication (street, city, county, state, ZIP code): Intertec Publishing Corp., 9800 Metcalf Ave., Overland Park, Johnson County, Kansas 66212-2215.
8. Location of the headquarters of general business offices of the publisher (not printers): Intertec Publishing Corp., 9800 Metcalf Ave., Overland Park, Johnson County, Kansas 66212-2215.
9. Names and addresses of publisher, editor and managing editor. Publisher: Dennis Triola, 9800 Metcalf Ave., Overland Park, KS 66212-2215. Editor: Brad Dick, 9800 Metcalf Ave., Overland Park, KS 66212-2215. Managing Editor: Tom Cook, 9800 Metcalf Ave., Overland Park, KS 66212-2215.
10. Owner (If owned by a corporation, its name and address must be stated and also immediately thereunder the names and addresses of stockholders owning or holding 1 percent or more of total amount of stock. If not owned by a corporation, the names and addresses of the individual owners must be given. If owned by a partnership or other unincorporated firm, its name and address, as well as that of each individual must be given. If the publication is published by a nonprofit organization, its name and address must be stated.) PRIMEDIA Inc., 745 Fifth Ave., New York, NY 10151.
11. Known bondholders, mortgagees and other security holders owning or holding 1 percent or more of total amount of bonds, mortgages or other securities (if there are none, so state): None.
12. Tax Status: has not changed in preceding 12 months.
13. Publication Title: *Broadcast Engineering*
14. Issue date for circulation data below: September 1999.

| 15. Extent and Nature of Circulation  | Average No. Copies Each Issue During Preceding 12 Months | Actual No. Copies of Single Issue Published Nearest to Filing Date |
|---|--|--|
| a. Total No. Copies Printed (Net Press Run)   | 38,663   | 39,126   |
| b. Paid and/or Requested Circulation  |  |  |
| 1. Paid/requested outside-county mail subscriptions stated on Form 3541                                   | 34,197   | 35,331   |
| 2. Paid-in-county subscriptions   | 0  | 0  |
| 3. Sales through dealers and carriers, street vendors, counter sales and other non-USPS paid distribution | 0  | 0  |
| 4. Other classes mailed through the USPS  | 0  | 0  |
| c. Total Paid and/or Requested Circulation  | 34,197   | 35,331   |
| d. Free Distribution by Mail (samples, complimentary, and other free)                                     |  |  |
| 1. Outside-county as stated on Form 3541  | 0  | 0  |
| 2. In-county as stated on Form 3541   | 0  | 0  |
| 3. Other classes mailed through the USPS  | 2469   | 2061   |
| e. Free Distribution Outside the Mail (carriers or other means)   | 697  | 600  |
| f. Total Free Distribution (Sum of 15d and 15e)   | 3,166  | 2661   |
| g. Total Distribution (Sum of 15c and 15f)  | 37,363   | 37,992   |
| h. Total Copies Not Distributed   | 1,300  | 1,134  |
| i. Total (Sum of 15g, 15h)  | 38,663   | 39,126   |
| j. Percent Paid and/or Requested Circulation  | 91.5%  | 93.0%  |

16. Publication of Statement of Ownership will be printed in the 11/99 issue of this publication.  
 17. I certify that all information furnished on this form is true and complete. I understand that anyone who furnishes false or misleading information on this form or who omits material or information requested on this form may be subject to criminal sanctions (including fines and imprisonment) and/or civil sanctions (including civil penalties).

Dennis Triola  
 Publisher  
 9/27/99



In addition to video applications, Belden MediaTwist is used for KDTV-14's analog and digital video. MediaTwist cable can be punched down easily on this ADC panel, and with no ground wire, the problem of ground loops is eliminated.

ISDN, T1, DS3, ATM, Ethernet, Token Ring), plus analog and digital audio and digital video. With its installation at KDTV-14, MediaTwist's versatility now extends to high-quality broadcast video applications.

The KDTV installation required 26,000 feet of MediaTwist cable for diverse applications that include analog and digital (AES/EBU) audio, analog and digital video, RGB video (which splits the video signal into its component parts), broadband cable TV, and 10baseT and 100baseT data networking.

In addition to MediaTwist, 56,000 feet of Belden DataTwist 350 were installed for voice and data infrastructure, and 12,000 feet of serial digital coax were laid for critical video within the master control racks.

### The balun challenge

Once KDTV made the decision to employ MediaTwist, the project's main challenge was finding a way to match the signal format to the cable. Since most video signals are formatted for coaxial cable, a solution had to be devised to make MediaTwist work in KDTV's environment.

A balun is a device that matches balanced to unbalanced signals. In this case, a manufacturer was asked to create a balun that would both

impedance match and transform unbalanced coaxial video to MediaTwist's balanced twisted pair system. The quality of the balun is a significant part of the whole system. Although the manufacturer, ETS, designed state-of-the-art digital audio baluns for Belden and its customers, the company had never been called upon to make the quantum leap in balun quality required for TV transmission.

### Poised for the future

With the new station now up and running for more than a year, KDTV is satisfied that the transition to digital technology will be accomplished quickly and easily. Currently, the station is using a combination of analog and digital signals, but with MediaTwist's open architecture, KDTV is confident that it will not have to change cabling as the industry moves to full digital transmission.

Ease of migration into multimedia applications was one of the strongest drivers behind Belden's development of MediaTwist UTP cable. Open architecture and standard, non-application-specific interfaces are changing the face of the computer industry — and the same transformation is starting to happen in broadcasting. ■

*For more information on Belden's MediaTwist cable, circle 452 on the Free Info Card.*

*Stephen H. Lampen, Belden Wire & Cable Company; Robert Wyatt, KDTV-Channel 14; Marci Mearns, Brill Electronics; Jack Andresen and Michael LaPorte, Energy Transformation Systems.*





**Our experience**  
spans more than 65 years,  
and our engineering still  
**makes it simple.**

## Plug it in!

Ask anyone and they'll tell you the same thing. The **K2 Digital IOT** sets the standard by which other IOTs are made. Why? It's simple. Years of experience have produced the best IOT. Our unique, field-proven design features simple, user-friendly tuning right on the front of the subsystem. Engineered for long life and broadcasting's highest efficiency, you don't even have to disconnect the power or cooling water to replace it. Sure we're an Emmy winner for technical achievement. But we've kept our focus on engineering the simplest and most reliable tools in the industry—so you can focus on the more important things in life. Plug it in!



A Division of  
Communications  
& Power Industries

.....  
301 Industrial Road  
San Carlos, CA 94070

.....  
tel 650.592.1221

fax 650.592.9988

.....  
email [iot@eimac.cpii.com](mailto:iot@eimac.cpii.com)

[www.eimac.com](http://www.eimac.com)



ISO 9001 Certified • Made in USA

Circle (144) on Free Info Card

## The workhorse VTR

BY KENNETH HUNOLD

Videotape recorders are a staple in broadcast stations and other facilities worldwide. VTRs were one of the first broadcast applications of digital video technology. Video recording is an application where the ability to make nearly lossless recordings of events has particular significance. As good as professional analog video

recorders have become the advantages of digital VTRs are immediately apparent. To ensure compatibility with other recorders, and to allow the interchange of program material, many of the digital videotape formats have been standardized through SMPTE. Also, manufacturers have developed other proprietary formats. NTSC television is a composite video signal where color and luminance information is encoded into a single signal. This entire signal can be converted to a digital signal and recorded

requently, as opposed to combining them into a single signal such as NTSC, could provide a higher quality system for production use. As it turns out, VTRs do not record the individual red, green, and blue signals but rather a different format of (still three) component signals. A process was created whereby the three primary colors were

converted to a different format in which one signal represented the brightness of the signal (usually referred to as the luma component) and the two other signals represented the difference between the luma signal and the red (R-Y) and blue (B-Y) signals. This component format allows the color difference signals to be sampled at a lower rate than the luma signal, as represented by the familiar notation 4:2:2 where the color difference signals are sampled at half the rate of the luma signal. The conversion from RGB to Y (R-Y, B-Y) is a lossless, linear process and similar

component digital format. This takes advantage of the superior multigeneration production performance, which is due to the elimination of the composite encode/decode process rather than just the digital recording process alone. This led to the development of the other families of digital VTRs, which are all component digital VTRs.

All of these VTRs recorded four channels of audio, which has also been digitized. Some VTRs included a "cue track" of analog audio, recorded either for redundancy or for ease of editing. Early on, it was much easier to "scrub" an analog audio track than it was to play back a digital track at slower or faster speeds than normal.

Joining the D-1 format, which uses 19mm wide tape, was the component digital D-5 format, with 1/2-inch wide tape. Up to and including the D-5 format, all of the VTRs recorded uncompressed video signals. As time went on it was discovered that digital compression could be used to reduce the amount of data required to represent a picture, allowing digital recording on systems that did not have the ability to record the uncompressed signal. Additionally, digital compression could be used to increase the recording time of a tape cassette or to reduce the size of the recording media, enhancing portability.

Digital Betacam was an extension of

|           |  |              |              |              |      |
|-----------|--|--------------|--------------|--------------|------|
| JVC       | <a href="http://www.jvc.com/pro">www.jvc.com/pro</a>                         | 973-315-5000 | 800-JVC-5825 | 973-315-5030 | #401 |
| Panasonic | <a href="http://www.panasonic.com/broadcast">www.panasonic.com/broadcast</a> | 323-436-3500 | 800-528-8601 | 323-436-3660 | #402 |
| Philips   | <a href="http://www.broadcast.philips.com">www.broadcast.philips.com</a>     | 801-977-1577 | 800-962-4287 | 801-972-0837 | #403 |
| Sony      | <a href="http://www.sony.com/professional">www.sony.com/professional</a>     |              | 800-686-SONY | 201-930-4752 | #404 |

### Even though analog VTRs are recognizable by their artifacts, there has not been a "retro" movement to return to analog recording anytime soon.

digitally onto videotape. The D-2 and D-3 formats are both composite videotape formats. When fitted with analog inputs and outputs, these recorders can be drop-in replacements for analog VTRs such as one-inch C-format and 3/4-inch U-matic recorders.

Because most professional video cameras use three pick-up devices (one each for red, green, and blue color information) it was observed that a VTR that recorded those signals sepa-

to the NTSC Y, I, Q signals. The D-1 VTR was the first component digital VTR, and it was the first digital VTR to be standardized by SMPTE.

Oddly enough, these two types of digital recorders share a common serial digital signal interface. SMPTE 259M is a serial digital interface standard that operates at different data rates for different formats. The interface operates at 143Mb/s for composite digital signals, 270Mb/s for compo-

# ProfileXP

MEDIA PLATFORM

MORE THAN JUST  
A VIDEO SERVER.



Connectivity  
Global Media Access  
Range of Applications  
Extensible Architecture  
Video and Audio Essentials  
Remote Error Monitoring  
Cost Effective  
HD Ready

Conventional video server capabilities will not handle the demands of today's technology advances -- What happens tomorrow?

The Profile XP Media Platform goes beyond the capabilities of today's servers with an extensible hardware/software platform, which will provide seamless migration to wherever the digital future leads. Find out how. Contact us at: 1-877-338-4461, Dept. 9926 or visit [www.grassvalleygroup.com](http://www.grassvalleygroup.com)

The new Profile XP Media Platform.



GRASS VALLEY GROUP

Servers Switchers Routers Distribution

Circle (145) on Free Info Card

**IT'S A CATASTR**



# OPHE - BUT IT'S NOT A PROBLEM.

Aaaargh! – You've lost a signal – So what do you do?

Don't panic. Use your IQ and you can sort it out

automatically. RollCall™ is our intelligent remote control

and monitoring system. Whether a plug has been

pulled out or a module has failed, it will help

you identify what the cause is and where –

instantly, on screen.



And if it's a module that needs

**SIMPLY MORE INTELLIGENT**


replacing, the unique design of our IQ Modular™ system

enables it to be 'hot-plugged' in seconds, without powering

down the box.

So reassuring. But then protecting you from catastrophe is just

one of the intelligent ideas that make our IQ Modular system the

problem-free solution for the digital era. 

Circle (146) on Free Info Card



**IQ MODULAR**

by



**SNELL & WILCOX**



For more information on the IQ MODULAR System contact:  
Tel: (408) 260 1000, Fax: (408) 260 2800, e-mail: [info@snellusa.com](mailto:info@snellusa.com) website: [www.snellwilcox.com](http://www.snellwilcox.com)

# LOCKED IN BY FCC/ANSI COMPLIANCE REQUIREMENTS?



## Holiday has the keys ...

- Easy-to-use, graphical ELF, VLF, RF instruments
- EMF analysis software
- Personal protective equipment
- Training, site surveys and technical support
- Full calibration services



...by **Holiday**

*We do our job so you can focus on yours.*

Telephone: 1-877-HOLIDAY • Facsimile: 612-934-3604  
E-mail: sales@holadayinc.com • Internet: www.holadayinc.com

Circle (147) on Free Info Card



**Best  
Power.**  
UNINTERRUPTIBLE  
POWER SYSTEMS

From 250VA to 220kVA



YOUR BROADCAST  
SYSTEM IS NOT  
COMPLETE  
WITHOUT ONE

## NORTH STAR TECHNICAL SERVICES

*Power Protection Specialists To The Broadcast Industry  
Including Sales, Service And Battery Replacement*

Call Today Or Visit Our Website

(800) 842-1671 • [www.nstpower.com](http://www.nstpower.com)

Circle (148) on Free Info Card

the popular analog Betacam format and used a similar-sized tape. Digital Betacam uses a mild form of compression that allows component digital data to be recorded on the smaller size tape.

A few years ago, all of the major consumer electronic equipment manufacturers were developing a standard for the home video cassette market. This format was originally called DVC but has since been shortened to DV. As many of the consumer manufacturers also have professional equipment divisions, they took advantage of the standard to develop their own professional extensions to the DV format to make it more appropriate for professional use. DVCPRO (soon to be D-7), DVCam and Digital-S (now standardized as D-9) are all based on the consumer DV compression standard and share similar (but not the same) tapes. The formulation of these tapes is different to allow some of the unique features to be used. On these machines the chroma signals are sampled at one-fourth the luma sample rate, so these machines are said to use 4:1:1 sampling. The number of audio channels varies but generally these audio signals are not compressed, except for differing bit resolution and sample rate.

Returning to the interface signal momentarily, because these signals are compressed, they do not require the full capacity of the 270Mb/s interface. A variation of the 270Mb/s interface has been developed called SDTI, which allows compressed data to be "mapped" into the 270Mb/s interface. This allows compressed signals to be transported in their compressed format between devices, similar to the "dub" connector on U-matic and analog Betacam VTRs. This process also avoids a decompress-compress generation, improving quality. Another feature of SDTI interface is that it can allow for either multiple channels of compressed video to be transmitted at the same time, or for a single channel of video information to be transmitted faster than real time, allowing for a high-speed dub connection.

What about the future? Even now the D-5 and Digital Betacam formats and/or transports have been improved for HDTV recording as HD-D5 and HDCam. Even the DV-based formats such as DVCPRO and Digital-S have been enhanced and will soon offer HD recording on these formats as well.

A format of particular interest to the film/video post-production industry is the 1080p 24fps HD format. This format will allow programs that have been shot in film to be posted electronically in their native frame rate. Alternately, these 24fps cameras could be used for electronic cinematography when the temporal response of the 24fps camera is to be preserved. It is also worth noting that many of these new formats will include up to eight channels of audio at selectable bit resolutions.

Video recording seems to have avoided the debate of which technology is better analog or digital. Even though analog VTRs are recognizable by their artifacts, there has not been a "retro" movement to return to analog recording anytime soon. Because of its different formats (some would say it was in spite of these different formats) digital recording itself has a bright future ahead. Users are free to pick the format that makes the most sense to them and protects their video library, preserving the future of their video assets into the next millenium. ■

*Kenneth Hunold is a broadcast applications engineer for Dolby Laboratories Inc. in New York.*

# THE AZDEN 400UDR BROADCAST UHF WITH ALL THE OPTIONS!

- 63 User-selectable Frequencies (794-806MHz)
- Crystal-controlled and PLL-Synthesized
- Tone code squelch
- Dual antennas with BNC connectors
- XLR output with volume control
- Headphone Output with volume control
- Operates on 4 AA or 12V DC
- LED indicators for A or B antenna status, AF peak, Power On/Reception status



**41XT** Plug-in transmitter to use with your favorite low impedance wired microphone.



**41BT** Available with omni (EX-503H), uni-directional (EX-503UH) or SONY ECM-44H.



**41HT** Uni-directional handheld. Also available with AUDIX OM-3 capsule.



**AZDEN**

UHF TRUE DIVERSITY RECEIVER **400UDR**




**AZDEN®**

147 New Hyde Park Road, Franklin Square, NY 11010  
(516) 328-7500 • FAX (516) 328-7506  
E-Mail - [AZDENUS@AOL.COM](mailto:AZDENUS@AOL.COM)  
Azden Home Page: [www.azdencorp.com](http://www.azdencorp.com)  
Circle (149) on Free Info Card

## New Products

### Digital audio mixer

**Panasonic DA7V:** a new version of the DA7 mixer that is compatible with 16, 20 and 24-bit systems; includes all digital video production formats (D1, D2, D3 and D5); can function as a stand-alone mixer or a digital production control center. An upgraded operating system (version 1.3) provides transport control of video decks with RS422 9-pin specification. Meters are set to a reference level of -20dBfs and the analog output level is set at +24dBu; 800-528-8601; 323-436-3500; fax: 323-436-3660; [www.panasonic.com/broadcast](http://www.panasonic.com/broadcast)




Circle (350) on Free Info Card

### DVCAM camcorder, portable editor, video microphone

**Sony NewsMaker PAC-1 and PAC-2:** NewsMaker PAC-1 package includes Sony's DSR-500WS DVCAM camcorder, DSR-70 DVCAM portable editing recorder and RM-VJ1 video microphone remote control unit; NewsMaker PAC-2 also includes the DSR-500WS and RM-VJ1 and two DSR-70 portable VTRs docked together; a single i.LINK IEEE-1394 cable is supplied with each package; 800-686-SONY; fax: 201-930-4752; [www.sony.com/professional](http://www.sony.com/professional)

Circle (351) on Free Info Card



### Balanced audio routers

**Knox Video ProSwitch series:** an addition of balanced audio to the ProSwitch series line; has +18db headroom and features Phoenix connectors for easy installation; audio follows the video or the audio may be routed separately; active, vertical interval units switching multiple sources to either one or two destinations; 301-840-5805; fax: 301-840-2946; [www.knoxvideo.com](http://www.knoxvideo.com)

Circle (352) on Free Info Card

### Digital hard disk audio recorder

**TASCAM/Teac Professional MX-2424:** comes with a built-in 9GB SCSI hard drive and two channels of AES/EBU and SPDIF digital I/O routable to any disk channel; 24 channels of 24-bit 48/44 1kHz audio and 12 channels of 24-bit 96kHz audio; time code synchronization is provided via SMPTE LTC in and out, with digital word clock, video sync, MIDI Machine Control and MIDI Time Code; includes an internal drive bay and external SCSI port; 323-726-0303; fax: 323-727-7635; [www.tascam.com](http://www.tascam.com)



Circle (353) on Free Info Card

### MPEG test generator

**Tektronix MTG200 Test Generator:** provides several predefined MPEG transport streams suitable for applications ranging from general functional tests to specific tests such as decoder phase and level alignment; video elements including moving pictures, static test signals and specially designed moving test patterns for CODEC testing; 800-426-2200; 503-627-7111; fax: 503-222-1542; [www.tektronix.com](http://www.tektronix.com)

Circle (354) on Free Info Card

### Software and hardware upgrade

**Quantel Editbox FX, Version 7.6:** this new version features 50 percent more compositing power with six MixFX super layers over a background making it ideal for a wide range of applications from promos and stings to titles and programs; 800-218-0051; 203-656-3100; fax: 203-656-3459; [www.quantel.com](http://www.quantel.com)

Circle (355) on Free Info Card

### For Deko Character Generators

**Pinnacle Systems Aston File Conversion Option:** this file conversion option has the ability to import Aston graphics; elements allow users to move their legacy graphics onto the new high-performance Pinnacle Systems character generators; Deko can read text files, graphics and custom typefaces that were created on Aston Motif and Ethos; 650-526-1600; fax: 650-526-1601; [www.pinnaclesys.com](http://www.pinnaclesys.com)

Circle (356) on Free Info Card





Venus


From rock solid foundation

to future proof solution

We're bringing  
tomorrow  
together



Venus2001  
modular universal router



The new **Venus 2001** modular universal router is the next generation in routing switcher technology from Philips. It fits perfectly with any existing Venus system, so you are assured of instant compatibility. Mix and match your choice of new signal modules (SD/HD video, AES audio, data, etc.) all within the same chassis. Just plug in the card you want and build to any size. There are no limits with Venus 2001. To learn more, call us toll free at **1-800-962-4287**, or visit our web site at [www.broadcast.philips.com](http://www.broadcast.philips.com).

For Y2K information about Philips, ETS, and Alamar products, please refer to our website [www.broadcast.philips.com](http://www.broadcast.philips.com)

Circle (139) on Free Info Card



**PHILIPS**

*Let's make things better.*

### Desktop editing VTR

**Panasonic AJ-D250:** provides insert and assemble editing through its RS-232 interface; the unit is only half-rack size (two units can be mounted side-by-side in a standard 19-inch rack); plays back DV cassettes (using the AJ-CS750P cassette adaptor) and can be teamed with the AJ-D215 DVCPRO camcorder; has a built-in SMPTE timecode generator and reader; 800-528-8601; 323-436-3500; fax: 323-436-3660; [www.panasonic.com/broadcast](http://www.panasonic.com/broadcast)



Circle (357) on Free Info Card

### Hand-held audio recorder/player

**Digigram RCX220/Nagra Ares-P:** a hand-held solid-state audio recorder/player that uses PCMCIA linear flashcards; shock resistant and immune to environmental extremes of temperature and humidity; can record more than three hours of stereo audio on a single PC card; 703-875-9100; fax: 703-875-9161; [www.digigram.com](http://www.digigram.com)

Circle (358) on Free Info Card

### Transmission of broadband video over ATM

**Lucent Technologies LinkRunner:** for transmission of broadband video over Asynchronous Transfer Mode (ATM), addressing the broadcast, cable and Internet video markets; interoperates with the Lucent VideoStar line of MPEG-2 encoders and decoders; 407-662-7254; fax: 908-582-3662; [www.lucent.com](http://www.lucent.com)

Circle (359) on Free Info Card

### Eight-track recorder/player

**TASCAM/Teac Professional DA-78HR:** provides full record and playback compatibility with all DA-98, DA-88 and DA-38 tapes using the 16-bit 44.1kHz or 48kHz standard; in high resolution mode, the unit will record and playback all eight tracks at 24-bit resolution, 44.1kHz or 48kHz sample rates; 323-726-0303; fax: 323-727-7635; [www.tascam.com](http://www.tascam.com)

Circle (360) on Free Info Card

YOU WON'T FIND ART DECO COCKTAIL SHAKERS OR BEANIE BABIES ON DIGIBID. YOU WILL FIND THE PRO AUDIO, VIDEO, MUSICAL GEAR YOU'RE AFTER.

DIGIBID IS THE AUCTION ARENA WHERE THE DEDICATED PRO CAN FIND EVERYTHING FROM AUDIO-TECHNICA TO Z-SYSTEMS—AT RIGHT PRICES. AND THE BEST GEAR DEALS ON THE PLANET ARE THE MOST FUN, ESPECIALLY WHEN THEY'RE ALL 100% GUARANTEED.

GET ON AND GET OFF.  
[WWW.DIGIBID.COM](http://WWW.DIGIBID.COM)

**digibid.com**  
Auction Network  
GET ON AND GET OFF.

Circle (140) on Free Info Card

# Leader Does It Better!



Model LV5836B

Model LV5152DA



## Now, the Most Complete HDTV Audio/Video Test Solutions You Can Use!

See it to believe it! This new Leader Instrument system offers both digital video and digital audio testing in a single rack-mount package. It honors Leader's tradition of creating complete, flexible test systems with analog monitoring capabilities built-in to expand versatility. Here are some feature highlights:

### LV 5836B - Surround Digital/Analog Audio Monitor

- Receives Extracted Digital Audio (AES/EBU) from LV 5152DA or use stand-alone.
- Monitors 6-CH of Dolby Digital and 5-CH of Analog Audio
- Innovative Sound Image Display Enables Fast Sound Setup in Production.
- Matrix Multi-CH Display Permits Audio Component Phase Comparisons.
- Simultaneous Level and Phase Monitoring Screens.
- 6-CH Bargraph Display.
- CH Status Data Screen and Bit Dump.

### LV 5152DA - HD Digital/Analog Waveform Monitor

- All the features of the Award Winning LV 5150D and LV 5152C
- PLUS:**
- Multi-Format HD Monitor sets up for: 1080i (60/59.94/50), 1080p (30/29.97/25/24/23.98/24sf, 23.98sf), 1035i (60/59.94 and 720p (60/59.94).
  - Waveform, Vector, Picture Monitor and X-Y Modes.
  - 8-CH AES/EBU Digital Audio Outputs (6, 15, 20 or 24 bit).
  - RGB Gamut Error and P-P Feedout of Waveform Components
  - Hex Data Dump, Extensive Error Logging, Custom Alarms.

**Prove It To Yourself!**

**Call 1-800-645-5104 For A Free On-Site Evaluation Today**

#### Some of Our Customers...

- ABC • Bexel • CBS • Crawford Communications • DaVinci • Foto-Kem • Laser Pacific • Lighthouse Digital • N-Vision
- Pacific Video • PESA • Sony Pictures (HD) • Tapehouse-Editorial • Universal Studios • Utah Scientific • Warner Bros.

**1 800 645-5104 / www.leaderusa.com**

**LEADER**  
FOR PROFESSIONALS WHO KNOW  
THE DIFFERENCE



380 User Avenue, Hauppauge, New York, 11788 Tel: (516) 231-6900 Fax: (516) 231-5295  
6484 Commerce Drive, Cypress, CA 90630 Tel: (714) 527-9300 Fax: (714) 527-7490  
Regional Offices: Chicago, Cleveland, Dallas, Los Angeles, Atlanta

Circle (142) for Product Info Only Circle (143) for Product Info & Demo

### Digital production switchers

**Philips DD35-3 and DD35-2:** the DD35-3 features two M/Es and the DD35-2 features one M/E, both with advanced PFM/PST bus; production switchers offer advanced capabilities such as three keys per mix effect, integrated machine control, make-Memo macros, name-follow-video router interface, six downstream keys and integrated DVE control; simultaneous SD, 270Mb/s, 4:3, HD, and 1.5Gb/s 16:9 production can be accomplished from a single DD35-series panel; 800-962-4287; 801-977-1577; fax: 801-972-0837; [www.broadcast.philips.com](http://www.broadcast.philips.com)

Circle (361) on Free Info Card

### Digital audio hard-disk recorder

**360 Systems TCR/4:** synchronous digital audio hard disk recorder designed to outperform DAT in production applications; provides random-access audio in a four-channel format for enhanced compatibility with VTRs; features 24-bit audio quality, high-density removable disks, massive internal hard-disk storage, complete timecode implementation and VTR emulation; 818-991-0360; fax: 818-991-1360; [www.360systems.com](http://www.360systems.com)



Circle (363) on Free Info Card



**Test and measurement software**

**Audio Precision APWIN 2.0:** a new test and measurement software designed for all System Two Cascade, System Two and System One products; includes rapid time/frequency domain switching and a Quick Launch toolbar for simple and immediate startup of tests or procedures; 800-231-7350; 503-627-0832; fax: 503-641-8906; [www.audioprecision.com](http://www.audioprecision.com)


Circle (362) on Free Info Card

### Eight-track hard disk recorder


**360 Systems TCR/8:** eight-track digital audio hard disk recorder designed for broadcast and video production; features a 24-bit audio quality, HD removable disk, massive internal hard drive storage, complete timecode implementation and VTR emulation; offers large display and flexible tilting options; 818-991-0360; fax: 818-991-1360; [www.360systems.com](http://www.360systems.com)



Circle (364) on Free Info Card



**What's the difference between automation systems?  
The people behind them.**

**COLUMBINE JDS**   
*World Wide Media Solutions*  
**303.237.4000**

[www.cjds.com/automation.htm](http://www.cjds.com/automation.htm) [www.drake-automation.com](http://www.drake-automation.com)

Circle (141) on Free Info Card



# Special Report



Pro-MPEG Forum

# Matrox DigiSuite DTV

REALTIME DV AND MPEG-2 EDITING FOR BROADCAST AND POST-PRODUCTION

- Award-winning realtime feature set*
- Online finishing quality in 4:3 and 16:9*
- Native DV, DV50, and MPEG-2 multi-format editing*
- 1394, SDI, and SDTI interface options*
- MPEG-2 output for broadcast delivery and DVD*
- Ultra high-speed multi-layer compositing engine*
- Bundled with a complete software suite –*
  - Adobe Premiere RT*
  - Boris FX*
  - Inscriber CG*
  - Sonic DVDit! LE*

The new Matrox® DigiSuite DTV™ card is the first realtime nonlinear editing engine that lets you edit two streams of DV, DV50, or MPEG-2 video plus 32-bit uncompressed, animated graphics in real time. Add keyframeable transitions, 2D and 3D DVE, color correction, chroma/luma/matte keys, and filters — all in real time, NO RENDERING!

Work with any DV bitstream in its native format — JVC Digital-S (D-9), Panasonic DVCPR0 and DVCPR0 50, Sony DVCAM and Digital-8, and DV from Canon, JVC, Panasonic, Sharp, and Sony. Use the bundled software or other leading Windows NT content creation applications — in-sync Speed Razor RT; Discreet paint\*, effect\*, and 3D Studio MAX; Adobe After Effects; and many more. Output MPEG-2 MP@ML and MPEG-2 4:2:2P@ML for distribution applications such as broadcast transmission, video server storage, archiving, DVD authoring, and web video streaming.

DigiSuite DTV lets you easily make the transition to the digital television era and it still works with all the analog equipment in your studio. Book your demo today!



1-800-361-4903  
e-mail: [video.info@matrox.com](mailto:video.info@matrox.com)  
[www.matrox.com/video](http://www.matrox.com/video)



Matrox and DigiSuite are registered trademarks and DigiSuite DTV is a trademark of Matrox Electronic Systems, Ltd. All other trademarks are the property of their respective owners.

**matrox**  
Digital Video Solutions

Circle (150) on Free Info Card

## Table of Contents

# The Pro-MPEG Forum

*By Dr. Nick Wells*

Ensuring the success of MPEG..... 112



## What does it mean to broadcasters?

*By Gordon Castle*

Interoperability for broadcasters is a must. .... 114



## Choosing compression parameters

*By David Brooks*

MPEG's flexibility is key to diverse applications. .... 116

## MPEG-2 file interchange

*By Mark Ostlund*

Moving MPEG as files, not as streams. .... 118

### On the cover

With DTV, MPEG compression systems are finding their way into the entire broadcast chain, from acquisition to the final links to the viewer, ATSC transmission. Photo courtesy of IMMAD ECVS, Systems Integration

# The Pro-MPEG Forum

By Dr. Nick Wells

Ensuring the success of MPEG.

**W**ithin the studio, the use of compression offers many advantages. Compression enables the efficient use of servers and networks that provide convenient and wide access to source and archived material. Also, server-based architecture enables efficient editing and automation within production and playout. Consequently, many manufacturers now offer professional acquisition, production and distribution equipment based around the MPEG-2 compression standard. Manufacturers chose MPEG-2 because it:

- Is an open, international standard;
- Provides excellent compression efficiency;
- Is flexible, with modes specifically designed for the professional environ-

ment; and,

- It offers the possibility of using a consistent standard throughout the production and broadcast chain.

Although using the new digital compression standards brings great flexibility, there are some inevitable difficulties associated with interoperability between equipment from different manufacturers and with consistency of approach to the implementation of such new and complicated standards.

The Professional MPEG Forum (Pro-MPEG Forum) was established in July 1998 as a means through which manufacturers could meet to agree upon and test interoperability points and interfaces. Naturally, this endeavor must necessarily meet the requirements of the end users who, for this reason, also participate in the Forum.

The Pro-MPEG Forum is not a formal standards-making committee. It exists to provide a bridge between new standards and practical, interoperable product implementation. These standards derive not only from the MPEG committee, but also from organizations such as the European Broadcasting Union (EBU) and SMPTE.

## A work in progress

Current technical work of the Forum is based around:

- Agreeing upon operating points for MPEG in the professional environment;
- Agreeing upon file formats and wrappers for MPEG file interchange; and
- Addressing MPEG interoperability over wide area ATM networks.

The operating points work (in conjunction with requirements) should develop into defining recommended architecture and practices, with the aim of clarifying a subset of systems/architecture that should promote interoperability and

maintenance of technical quality.

Technical quality can be maintained in an optimum way by the consistent use of MPEG-2 throughout the production and broadcast chain, and through the intelligent use of transcoding between different flavors of MPEG-2. The Forum will tackle interfaces and architectures allowing optimum transcoding.

The file interchange work should develop common standards for control and practices for carrying metadata. Interoperability in both these areas is necessary if the potential of MPEG-based production and distribution equipment is to be realized. High definition also is an important area where the compression efficiency of MPEG can bring huge advantages in production.

As operating points and interfaces are agreed upon, it should be possible to define a set of tests that can be used sensibly to confirm interoperability at different parts of the system. The specification and test group will cooperate with test-equipment manufacturers, to specify a selection of tests and to encourage production of suitable test equipment. Finally, although there is a tendency to concentrate mainly on video issues, audio is never forgotten and is included in all the Forum's specifications, tests and trials.

## Successful first year

The Pro-MPEG Forum has just completed a successful first year of work with significant interoperability demonstrations at NAB, Montreux and IBC. Technical work is proceeding well, and this work should prove beneficial to the entire broadcast and production industry. The Forum's website, which carries news of meetings, documents, and future plans, is at [www.pro-mpeg.org](http://www.pro-mpeg.org). ◆

*Dr. Nick Wells is with the BBC and also serves as Pro-MPEG Forum chairman.*



Compression has made the use of disk storage and playback systems, such as these video servers at KOMO-TV, cost-effective. Photo courtesy Grass Valley Group.





[ DVCPRO 25Mbps ]



[ DVCPRO50 50Mbps  
DVCPRO PROGRESSIVE ]

# SHOOT DIGITAL TODAY



# PLAY HD TOMORROW

Could you imagine using a system that lets you shoot with the economy of standard definition today, yet plays back your programs in HDTV tomorrow? We bet you can!

Panasonic's new AJ-HD150 DVCPRO HD studio VTR is capable of playing back any 525 line resolution DVCPRO cassette with either 1035i, 1080i or 720p HDTV resolution video output. A unique technology leading to a unique business proposition: make money in high definition. Shoot DVCPRO digital quality now, play back in HDTV later.



AJ-HD150

Using DVCPRO's format flexibility, you can field digital news teams with 25Mbps DVCPRO, create studio productions with 50Mbps DVCPRO50 or shoot field documentaries with DVCPRO Progressive... all the while building a digital program archive on a compact 1/4" cassette for later HDTV resolution transmission!

So with your potential investment in digital now financially secured, **WHAT ARE YOU WAITING FOR?**

[WWW.PANASONIC.COM/BROADCAST](http://WWW.PANASONIC.COM/BROADCAST)

For more information on DVCPRO, DVCPRO50 or DVCPRO P products, phone 1-800-528-8601 (enter product code 2)

# Panasonic

# What does it mean to broadcasters?

By Gordon Castle

Interoperability for broadcasters is a must.

**C**ompression has become a compelling and enabling technology over the last few years, and it has been used effectively to reduce transmission and storage costs. But it also has been an area of competition and complexity. Manufacturers have used compression as a way to offer better features, performance and cost. Its complexity often has required proprietary use of compression in systems such that the use of this technology was fairly restrictive and generally confined within a single manufacturer's approach. This resulted in considerable problems for the broadcaster. Broadcasters want to take advantage of the new capabilities and efficiencies, but they don't want to give up the flexibility of interoperability they enjoy with uncompressed video.

Additionally, as broadcasters and production companies have started to work with more systems that use compression inside an uncompressed facility, issues of cascading quality loss have become a serious concern. The goal of compression is to provide efficiency within the product or transmission stage with minimal loss. Unfortunately, this has not extended throughout the system, nor has it addressed how many times compression would be used in the production chain.

Lately broadcasters have been putting together plans about their future production facilities. Due to recent changes in competition and distribution, the need for more flexible and efficient production systems is growing. Production systems will need to leverage the advantages of compression, servers, nonlinear editing and automation. In this new design, work flow and process chains are less defined — and the need to share and move media more dynamically is a heightened concern. Compression and

digital technology is the obvious answer, and the need for interoperability is of paramount importance.

At CNN, we took a long look at where we were and where we wanted to go, and we set a course on building a compressed, digital, nonlinear production plan. At the Forum, we can discuss our future technology plans with other users and manufacturers and, together, prioritize our areas of work. As the end users of future technologies, our views and needs are motivating. The Forum meetings have been attended by a wide range of international users, including the BBC, CBC, CBS, CNN, EBU, Fox, France 3Fuji TV, IRT, NHK, NOB, NRK, PBS, RAI, SRG and Tokyo Broadcasting, and all have had the opportunity to voice their requirements and priorities.

The input from users is facilitated in the Forum within the requirements group. This group provides two important functions. First, it facilitates user input and helps prioritize manufacturer tasks and issues, taking vendor questions from the other working groups, adding clarity to the needed solutions and suggesting optimum in-

teroperability improvements. Second, the group is developing future global requirements for compressed production solutions.

End users envision the use of compression as an enabling technology needed for the production system design of the future. In these future systems, all levels of media — from text to HDTV with ancillary data — will move easily and freely throughout the system without any user intervention. Audio and visual media will be extended to everyone, enabling users to



Video servers using MPEG compression are now found side-by-side with tape machines in broadcast facilities such as KOMO-TV. Photo courtesy Grass Valley Group.



Development of new production systems and the interoperability required of them is one of the top goals of the Pro-MPEG Forum. Photo courtesy Vibrin: Technologies.

be more creative and efficient. Defining the requirement for these future systems (and those that will be used during the transition) is a difficult task and one in which user input is required for success. Many broadcasters use the Forum sessions to help define questions they need to ask of their own companies in their future planning exercises.

A practical example of the Forum's interaction is the requirement for users' servers from different manufacturers to exchange compressed video with no quality loss. In past Forum sessions, users and manufacturers have worked together to define the detailed requirements, which has led to a demonstration of servers exchanging data in their native, compressed format. The lessons learned in creating these demonstrations with real-world user input will greatly accelerate the development of standards. Other global issues under discussion are requirements for predictable quality loss in the production system, partial file transfer, standards for indexing, efficient use of satellites and file formats standards for removable media. To the broadcaster, these are essential considerations for future systems planning.

#### Broadcaster opinions

The Forum provides an opportunity to learn more about MPEG and future

equipment developments, which is important to business and system planning.

"The Pro-MPEG Forum gives me a chance to learn about MPEG in order to be able to make a decision at a later stage if we want to use MPEG-based equipment in TV production, comments Reidar Otto Johnsen, producer/director at NRK TV, Norwegian Broadcasting. "Another (and no less important issue) is that Pro-MPEG is the only forum where broadcasters and the equipment industry can get together and actually design the future MPEG protocols and equipment. We as broadcasters do tell the industry what we want and how we want to work, they tell us what's possible and what's impossible, and usually we go for the impossible."

There are many areas outside of the physical compression of media about which broadcasters are concerned because they involve the implementation of new equipment. Issues such as control, audio, media management and metadata all are hot topics and are regularly discussed in the Forum. These new systems add capability and complexity to the production facility; every area is affected, although many have not been directly addressed in the past. To achieve a working equipment capability, the manufacturers must create new solutions. In many cases, this new technology requires

broadcasters to create new workflow plans; therefore, they need to work with the manufacturers to establish new solution-driven paradigms.

Per Bohler agrees. "We want to see alternatives in production systems, as our company is in the middle of the process of rebuilding its facility and moving from an analog world to a digital one," he says. "The essential requirement for any new system is flexibility — and the work of the Pro-MPEG Forum will be of great benefit to broadcasters in this regard."

The Forum attracts experts from the manufacturer community. Special speakers also are invited to the meetings.

Topics such as bit splicing, long GOP editing and transcoding are areas of active development. Keeping current with the technology is difficult, but the Forum is in a position to help. Broadcasters need a much deeper technical understanding today, as these issues continue to affect their planning and future operations.

Development of new production systems and the interoperability required of them is one of the top goals of the Forum. To the broadcaster, this is one of the key advantages of participating. The Forum is one of the few places — if not the only place — for broadcasters and users to come together in an atmosphere of no competition and with the direct goal to find better ways to work together. Rapid technology advances mandate the need to change interoperability options, and the Forum has a charter that will increase the odds of success.

In addition to attending quarterly Forum meetings, end users can participate in end-user seminars at Forum events such as NAB and IBC. This is an excellent opportunity to provide input on all future work. To be put on our mailing list, visit the Forum's website at [www.pro-mpeg.org](http://www.pro-mpeg.org). ♦

*Gordon Castle is vice president of research and development at CNN.*

# Choosing compression parameters

By David Brooks

MPEG's flexibility is key to diverse applications.

**A**t the higher data rates that the MPEG-2 4:2:2 profile provides, excellent multigeneration performance is possible even without use of temporal predictive coding. MPEG is the obvious choice to meet practical constraints on storage costs and transmission efficiency. At more modest data rates, the efficiency of MPEG's long group of pictures (GOP) based on temporal predictive coding allows MPEG to maintain program quality despite storage and transmission constraints. To realize the potential of MPEG-2 throughout the TV broadcast chain, interoperability issues must be addressed, and compression parameters must be carefully chosen.

## Facing the challenge

The Pro-MPEG Forum established a working group to focus on compression interoperability and compression parameter choices. One of the challenges that the group faced was balancing flexibility with simplicity in choosing compression parameters for professional TV applications.

If professional TV facilities were self-contained units with no external constraints on bandwidth or data rates, the simplest choice of compression parameters would be appropriate. These idealized, self-contained facilities could choose MPEG 1-only coding, perhaps at a fixed data rate, and never even consider the implications of temporal predictive coding.

Actual facilities, however, often do not have this luxury because they may use fixed data-rate public networks, have limited bandwidth terrestrial and satellite channels, and often face a



The Pro-MPEG forum gives manufacturers and end-users the opportunity to learn about MPEG and future equipment developments. Photo courtesy of IMMAD ECVS, Systems Integration.

variety of conflicting storage and transmission requirements. Public networks, including DS3 at 45Mb/s and E3 at 34Mb/s, can be used to greatest advantage with long-GOP coding. With even lower data rates associated with some terrestrial microwave links for ENG, long GOP coding is essential. In many facilities, all of these different paths are possible compressed program sources.

Whenever different types of compression are employed, operating with different data rates and different GOP structures, it is necessary to consider interactions between different compression parameters. To combine different parts of the TV signal chain (each with its own unique constraints), TV systems must be based on principles that will optimize resulting program quality. One simple rule-of-thumb might be to employ I-only coding at a fixed data rate, except where higher efficiency is absolutely required.

An alternative approach might be to

leave compressed streams with their original compression parameters wherever possible, changing to a different data rate or GOP structure only when necessary. In typical broadcast scenarios, this latter approach provides improved image quality today and the opportunity to take advantage of emerging compressed stream transcoding and processing technology. In fact, the joint SMPTE/EBU task force recognized this approach in its compression report.

With these considerations in mind, the Forum is taking two steps to promote interoperability of MPEG and other compressed video equipment in professional TV applications. First, the Forum has written a code of practice that defines key interoperability ranges. For each of these interoperability ranges, the necessary compression parameters are specified to ensure proper interface functionality between equipment from different manufacturers. Second, a companion document will examine application-

specific requirements and recommend appropriate operating parameter choices. The combination of these interoperability specifications and application-specific parameter settings will facilitate design and application of flexible MPEG-based professional TV equipment.

### Interoperability ranges

The specification of interoperability ranges addresses a variety of different requirements by focusing on appropriate bit rates and GOP structures for different application areas. The Pro-MPEG Code of Practice specifies:

- Interoperability ranges with constrained bit rates and GOP structures.
- Spatial alignment of coded images.
- Preferred SDTV image size.
- Preferred chrominance format.
- Bit-stream parameters for random access and editing.
- Use of 48kHz-sampled digital audio.

Five interoperability ranges (see Figure 1) are defined to cover both HDTV and SDTV, using I-only coding as well as temporal predictive coding. In the case of I-only coding, there is a specification for the net video data rate and an additional specification on the maximum size of any individual frame of compressed video data.

Interoperability Range 1 is for general SDTV applications. It covers SDTV coded at up to 50Mb/s and may use temporal predictive coding.

Interoperability Range 2 is targeted at SDTV editing. It covers SDTV coded at up to 50Mb/s, using no temporal predictive coding. Additional constraints to the size of each individual I-frame apply.

Interoperability Ranges 3A and 3B are for general HDTV applications. Both cover HDTV coded at up to 80Mb/s and 175Mb/s, respectively, and may use temporal predictive coding.

Interoperability Range 4 is targeted at HDTV editing. It covers HDTV coded at up to 50Mb/s, using no temporal predictive coding. Additional constraints to the size of each individual I-frame apply.

MPEG code of practice will be capable of spanning the entire applicable interoperability range. Users who wish to select encoding parameters unique to their specific requirements will be able to do so with confidence. Within any interoperability range, decoders from a variety of manufacturers will properly process encoded bitstreams from different manufacturers. Specific operating parameter choices will depend on the individual application requirements, including editing capability, storage capacity, contribution feeds and distribution/emission bandwidth.

### Bit rates: variable or constant?

Some devices such as disk recorders have the capability to deal with bursts of data. These devices can take advantage of variable bit rate (VBR) compression by allowing data rates to increase when necessary to improve quality and decrease with easier content to improve efficiency. These devices sometimes are referred to as providing constant quality operation.

Other devices inherently operate with data rate set to a fixed value. With these constant bit rate (CBR) devices, there will be some picture-quality variation. The quality variation will be a function of picture complexity. If data rates are sufficiently high, these variations can be imperceptible. The ease of processing CBR streams is attractive in some cases.

The MPEG standards consider CBR compression to be a constrained version of the VBR compression. Recognizing this relationship, the Forum has specified interoperation in a VBR environment. Encoders may be set to operate with either VBR or CBR outputs. Decoders shall be capable of accepting either VBR or CBR inputs. If any device requires CBR operation, that device can pad an incoming VBR signal up to and constant bit rate internally, but must remove this padding at its interoperable output interface.

This approach will allow the best benefits of both VBR and CBR operation.

### A big step forward

The Forum's work is a significant step in promoting interoperability of

MPEG and other compressed video equipment in professional video applications. Faced with diverse — sometimes even conflicting — user inputs, the Forum has been careful to avoid over-simplification of compression parameter issues. To address both the relatively simple requirements of self-contained facilities, as well as the more general case involving public networks and terrestrial and satellite links, the Forum has provided a code of practice on MPEG-2 interoperability ranges. This will ensure proper interface functionality between equipment from different manufacturers and will leave users the flexibility to optimize specific compression parameters to their own individual requirements. At last, professional broadcast TV systems now can realize the promise of MPEG.

In parallel with Forum activities, SMPTE has a group working on compression technology issues. The Forum is cooperating with this SMPTE effort. To take full advantage of the Forum's expertise, the code of practice on MPEG-2 interoperability ranges has been provided to SMPTE as a proposed standard.

Although the Forum's initial work represents a significant step toward interoperability, there is more work to be done. Many of the topics are not unique to MPEG but rather apply to promoting interoperability of any compressed video equipment. Future work will include:

- Timing issues in the compressed domain.
- Transcoding between streams.
- Interoperability with DV compression.
- Compressed video on data networks

The Forum is prioritizing this work based on user requirements, and it will be addressing these issues in future meetings.

A companion document to the code of practice on interoperability ranges already is being drafted. It will examine application-specific requirements and recommend appropriate operating parameter choices for a variety of applications. ◆

*David Brooks is head of planning and coordination with Snell & Wilcox.*

### MPEG without fear

Decoders that comply with the Pro-

# MPEG-2 file interchange

By Mark Ostlund

Moving MPEG as files, not as streams.

**H**istorically, most video was transferred as video streams or on tape. Now, it is expected that content distribution will take place on WANs and LANs — for good reasons:

- Content can be distributed with no loss of quality, minimizing quality checking and retransmissions.
- Network costs can be minimized with temporally encoded MPEG; you pay only for the bandwidth needed. Bandwidth vs. cost tradeoffs are made between the amount of content transferred and transfer speed requirements.
- Content on-demand improves the production process.
- Networked facilities bring operational efficiencies with reduced tape handling and automation.

## MPEG in files

Compressed file interoperability is a major issue. Prior to standards and recommended practices, manufacturers must introduce equipment using proprietary file formats. Files exchanged within a single manufacturer's equipment inter-operated, but not between other manu-

en on the task of evaluating and recommending MPEG file interchange formats for a variety of broadcast applications.

Though MPEG is a well-defined standard, how MPEG files are stored is only now getting serious attention. To prevent incompatibilities that plagued other compression systems, the Forum is evaluating and recommending file interchange formats for major broadcast applications.

## File interchange work in process

A Pro-MPEG working group (WG) was established to identify issues surrounding multivendor interoperability in exchanging files of MPEG-2 content. The group identified the primary problem as interoperability in file transfer applications where MPEG-2 content is exchanged. To leverage technologies, considering physical interfaces and transport protocols, the primary concern is file interchange versus file transfer.

To begin this work, the Forum is reviewing proposals on file interchange formats and will publish recommended practices on their usage. Key goals

for evaluating proposals for interchange formats include:

- A common way of encapsulating and accessing metadata across both simple and complex applications.

• Application access to essence containers (PS, TS and CP as files, and ES to achieve a lowest common denominator of interoperability). This allows applications that may not be able to parse the wrapper and metadata to still have access to the MPEG data.

- Ease of translation to native file formats to support streaming, editing and exchange.

- Compression format independent wrappers that preserve metadata across transcodes between compression formats — e.g. transcoding an intraframe encoded file for editing to a temporally encoded file for distribution or on-air payout.

- Support for random access and partial file transfers, e.g. moving a sports or news highlight without transferring the whole original file.

- Support for access/use before completion of transfers — e.g. start play or edit a file before transfer is finished.

- Suitability of interchange formats as archive formats.

Different applications in broadcast have different requirements for metadata. The WG prioritized requirements for file interchange format (required, desired and possible). It also formed an *ad hoc* group to specify a minimal set of required and optional metadata to be encapsulated in the file wrapper for each application. Example: Metadata needed by an editor is different from that required for distribution or archiving. Templates will specify constraints on video/audio essence and essence containers for each application. The *ad hoc* group is defining sample templates under guidance from the Operating Ranges WG. It is taking the rich MPEG-2 feature set and recommending subsets appropriate for different applications. A baseline set of interoperability and compliance guidelines is anticipated to be the natural outcome of this work.

Beyond file interchange formats and application-specific templates, there are other issues: multicasting, streaming over IP networks, and others related to protocols and quality of service. The goals are to give broadcasters the rich capabilities of MPEG and interoperable, multivendor MPEG file exchange. ◆

Mark Ostlund is strategic business manager for Pinnacle Systems.


| Stream  | File   |
|---|--|
| <ul style="list-style-type: none"> <li>• Bounded quality, unidirectional</li> <li>• Paced timing in multiples (1x, 4x)</li> <li>• Guaranteed quality, bidirectional</li> <li>• Any desired delivery time</li> </ul> | <ul style="list-style-type: none"> <li>• Synchronous delivery (guaranteed timing)</li> <li>• Push only</li> <li>• Asynchronous delivery (delay insensitive)</li> <li>• Push or pull</li> </ul> |

Table 1. The four categories of video streaming and file transfers

facturer's. Although it may be possible to transfer a file from equipment using standard IT networks and protocols, the applications cannot use the file once it arrives because it is in an alien format.

While file transfer using standard IT networks and protocols may work, applications may not recognize transferred data because it is an alien format. To prevent the same incompatibilities that have existed with other compression systems, the Pro-MPEG Forum has tak-

# Endless BOXabilities



## Modular. Pop it in, pop it out.

The **Series 2100** system of components grows and expands then can change completely as your needs change. A perfect fit every time.

Systems can be configured for switching from 4 x 4 to 15 x 16, video, audio, analog or digital. Modular construction allows for easy upgrades. In addition, Sigma's **Series 2100** Distribution

Amplifiers, Timing and Signal Processing products may be installed **in the same frame** saving valuable rack space. All frames and modules are covered by Sigma's 5-Year Parts & Labor Warranty.

Contact us now for product information or to locate your nearest Sigma dealer.



Distribution

Switching

Timing

Encoding  
Decoding

Digital

Transcoding



**SIGMA ELECTRONICS INC.**

[www.sigmaelectronics.com](http://www.sigmaelectronics.com)

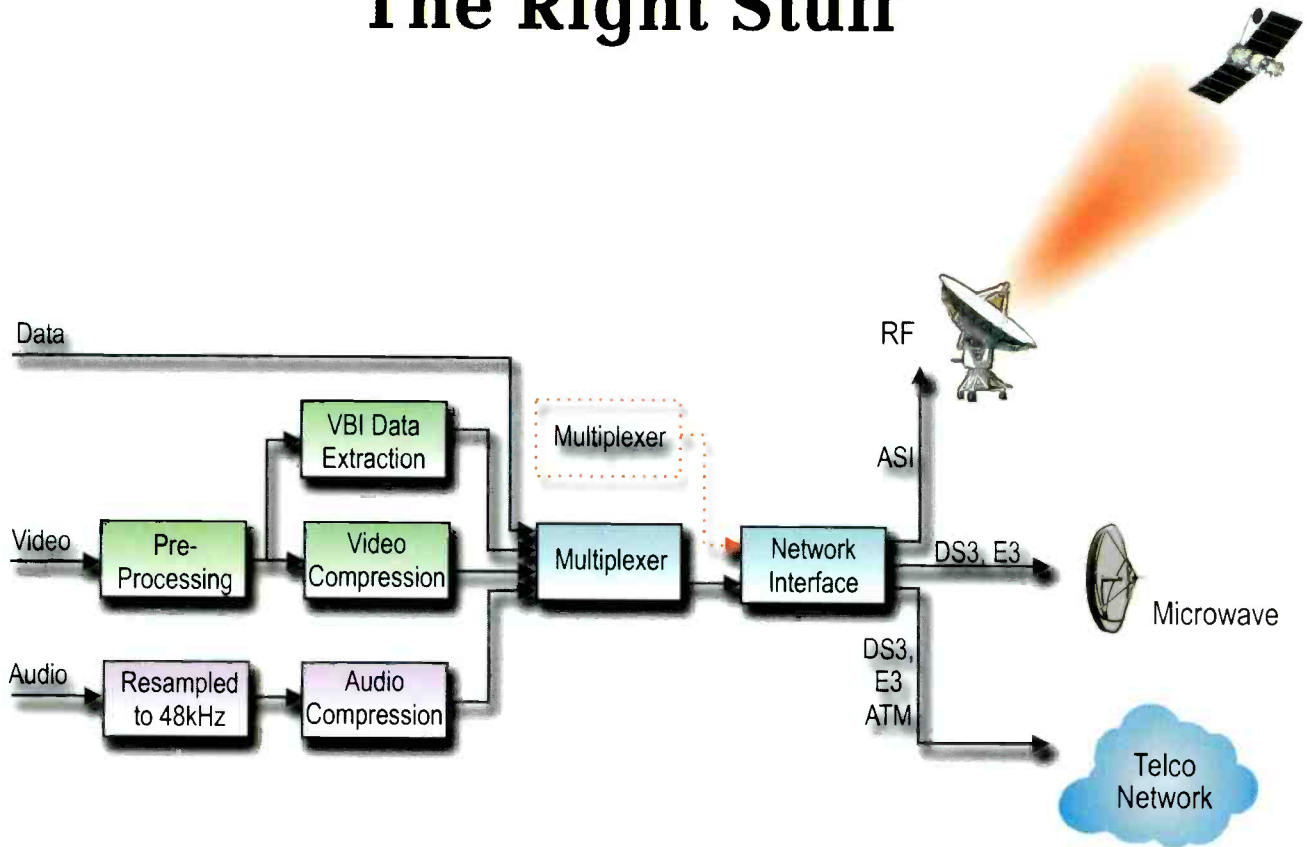
1184 Enterprise Road  
PO Box 448

East Petersburg PA 17520-0448

(717) 569-2684 TELEPHONE

(717) 569-4055 FAX

# The Right Stuff



## Compression Specialists – Our Mission

Leitch—an industry leader in broadcast video and audio—now offers a flexible solution to compress and transport your signals over numerous network types.

Leitch's MPEG-2 compression system meets the exacting requirements of access to satellite, microwave radio and PDH or SDH telco networks. It supports composite, component and serial digital video with analog, AES/EBU and/or embedded audio. It also provides full VBI transparency, ensuring accurate re-insertion of VBI data from the MPEG-2 encoder's input video into the MPEG-2 decoder's output video.

You can use the system's MPEG-2 4:2:2 Professional Profile encoding for acquisition- and contribution-quality video signals, with full color resolution to

withstand multiple compress and decompress generations. Or, use the system's MPEG-2 Main Level encoding for distribution-quality, non-critical viewing applications.

With just one radio or fibre link, you can also use Leitch's MPEG-2 compression system to compress, multiplex and simulcast a DVB/ATSC transport stream and a MPEG-2 SDTV transport stream (with up to 4 channels of audio, high-quality video, full VBI and auxiliary data) from your studio to the transmitter.

Add optional video pre-processing features, such as noise reduction and video edge enhancement, and Leitch's STL simulcast solution gives you results that are out of this world!

CALL (800) 231-9673 (US)  
or +1 (416) 445-9640 (Worldwide)

[www.leitch.com](http://www.leitch.com)

Circle (152) on Free Info Card









**Transport stream analyzer**  
**Wavetek Wandel Goltermann WWG DTS-1, version 4.2:** features the addition of an external trigger; an increased trigger buffer for longer captures automatically performed when selected events occur; automatic text report generation to facilitate in baselining and archiving problems; improved event description to locate errors; parsing for private descriptor decode; concurrent real-time graphing of PCR jitter and PCR spacing for multiple PIDs/programs; 919-941-5730; fax: 919-941-9361; www.wwgsolutions.com

Circle (501) on Free Info Card

**Graphics software**

**Inscriber Inscribe**

**Live !Studio:** integrates 5 video tools into one NT-based solution; incorporates an online broadcast CG, real-time motion effects, digital still store, alpha-aware paint system and and event sequencer; 800-363-3400; 519-570-9111; fax: 416-391-1999; www.inscribe.com

Circle (365) on Free Info Card



**HD character generator**

**Inscribe Inscribe LIVE!CG-HD:** this is a fully featured HD character generator designed for direct-to-air TV broadcast and online video editing; extends the product line of the LIVE!CG systems to now support HD in 1080i, 720p serial digital at up to 1.485Gb/s; 800-363-3400; 519-570-9111; fax: 416-391-1999; www.inscribe.com

Circle (366) on Free Info Card

**Wanted:  
 Technical Writers**

**Contact Brad Dick, Editor  
 913-967-1737**



**Windows to the Web**



[www.pinnaclesys.com](http://www.pinnaclesys.com)

**Pinnacle Systems:** Pinnacle Systems' broadcast products give professionals the cutting edge tools needed to create dazzling productions faster and more affordably than ever before. These innovative digital video manipulation tools perform a variety of on-air, production, and post-production functions such as the addition of special effects, image management, capture, storage, and play-out, as well as graphics and title creation.




[www.broadcastengineering.com](http://www.broadcastengineering.com)

**Broadcast Engineering:** *Broadcast Engineering* is the only technology-driven online magazine in the industry. Its editorial environment delivers practical, informative articles on digital technology, systems integration, management, how-to installation, and systems and equipment maintenance. It is a package geared toward TV stations, cable/telecom, production, post-production, business TV, satellite and interactive television.

# digital technology

TO THE POWER OF MAXELL



©1999 Maxell Corporation of America

get blown away by the power of Maxell's professional range of digital media. Maxell offers the latest in technology and the ultimate in reliability and performance. We're the leaders in introducing products such as DVCPRO and D-5 media and offer a full line of digital recording media such as Betacam SP, Digital Betacam, D-2, D-3 and DLT. When you combine Maxell's history of delivering peak performance and outstanding reliability with our technological leadership, it's no wonder we've been the industry's choice for over 30 years. *Take your digital media to the power of Maxell.*



**maxell**  
**PROFESSIONAL**



To learn more about Maxell Professional Media, call 1.800.533.2836 or visit our website at [www.maxellpromedia.com](http://www.maxellpromedia.com)

Circle (153) on Free Info Card

# ANALOG CLOCKS

**"5100" Series**



LX-5116



LX-5112



LX-5105

The LX-"5100" Series can read Time Code (ESE, SMPTE/EBU & ASCII), as well as operate as Stand-Alone or Impulse Clocks. These clocks are loaded with many features, here's just a few...

## FEATURES:

- Self-setting time code readers
- 5", 12" & 16" models
- Sweep & Step second hand modes
- Lighted Dial and Rack Mount options
- Time Zone Offset
- 3 Year Warranty



www.ese-web.com

310-322-2136 • FAX 310-322-8127  
142 SIERRA ST., EL SEGUNDO, CA 90245 USA

Circle (176) on Free Info Card

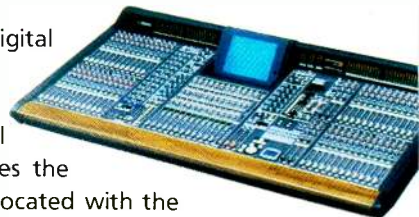
## Audio software utility

**Dolby Laboratories Dolby Digital Recorder:** this software utility features capabilities previously restricted to top-end DVD authoring studios and production facilities; offers an opportunity for music and post-production studios to prepare, mix and master final DVD audio files with up to 5.1 channels; enables DVD facilities to perform multi-channel audio coding in real time, freeing up DVD authoring stations for more video encoding and authoring tasks; 800-33-DOLBY; 415-558-0200; fax: 415-863-1373; www.dolby.com

Circle (367) on Free Info Card

## Digital mixing console

**Yamaha PM1D:** this console is a total digital system that performs all mixing and audio processing functions completely in the digital domain with 32-bit internal processing; CSID control surface operates the DSPID digital audio engine that can be located with the control surface or remoted to the stage or other locations; configurable in both 48- and 96-channel versions with 48 mix buses, 24 matrixes and 12 DCAs; 714-522-9011; fax: 714-522-9522; www.yamaha.com/proaudio



Circle (368) on Free Info Card



## Microphone system

**Audio-Technica US AT895 Adaptive-Array:** this microphone system's output of the array is manipulated and filtered by acoustical, analog and digital means to enhance the pickup of a sound source from a desired direction relative to unwanted background noise or interference, providing cancellation of up to 80dB; 330-686-2600; fax: 330-686-0719; www.audio-technica.com

Circle (369) on Free Info Card

## Remote controller

**Aphex Systems 1788R:** this remote controller can operate up to 16 Aphex 1788 Mic preamps or 128 channels of audio; all functions of the 1788 can be accessed from the 1788R from the mix position, remote truck or other locations; three sets of LEDs indicate connection and memory status of each 1788, as well as instant clip/limit for any channel of each unit; 818-767-2929; fax: 818-767-2641; www.aphexsys.com



Circle (370) on Free Info Card

Wouldn't it be *nice*

to get a server that

doesn't **FORCE** you to

acquire new skills?

Introducing  
the Abekas 6000,  
the server you  
already know  
how to use.



If you want a flexible, scalable, exceptionally versatile digital audio video server that will help you well into the next century *and* gives you the control you want without so much as a whimper, look at the Abekas 6000.

Simplifying your life starts at  
[www.accom.com/6000](http://www.accom.com/6000)

Circle (154) on Free Info Card

**Accom**

## Elevator Pedestal

**Telemetrics EP-PT Televator:** this pedestal offers remotely controlled motorized telescoping operation to adjust height control of robotic pan tilt camera mechanisms; can be used as a stand-alone teleprompter elevation system for studio applications; 800-424-9626; 201-848-9818; fax: 201-848-9819; [www.telemetricsinc.com](http://www.telemetricsinc.com)



Circle (371) on Free Info Card

## MPEG-2/DVB/ATSC test equipment

**Adherent AD953-II Stream Station II Real-time and offline analysis:** this equipment provides MPEG-2/DVB/ATSC testing; new features include offline multiplexing, video elementary stream analysis with picture display and capability to record and playout at up to 90Mb/s; also includes fault logging; triggered recording, stream manipulation/editing and analysis according to ATSC standards A/53, A/57 and A/65; +44 1223 200700; fax: +44 1223 200701; [www.adherent.com](http://www.adherent.com)

Circle (373) on Free Info Card

## Robotic camera control panel



**Telemetrics CP-RMQ-3A:** this camera control panel provides a wide selection of programmable remote control functions; the rack-mounted controller is designed for use with Telemetrics' camera robotics systems and can be used for broadcast and teleconferencing applications; 800-424-9626; 201-848-9818; fax: 201-848-9819; [www.telemetricsinc.com](http://www.telemetricsinc.com)

Circle (372) on Free Info Card

## 24-track recorder with built-in editing system

**Mackie Designs HDR24/96:** this 24-track, 24-bit/96k-capable stand-alone hard disk recording/editing system includes an internal 20Gb Ultra-DAM hard disk that delivers over 100 minutes of 24-track recording at 48kHz, plus an extra drive bay for pull-out hard disks of any size; sampling rates of 44.1 and 48kHz are currently implemented; 96kHz will be possible with future software upgrades; 800-898-3211; 425-487-4333; fax: 425-487-4337; [www.mackie.com](http://www.mackie.com)

Circle (374) on Free Info Card

# A HEAD FOR THE DIGITAL MIND



The affordable, compact 501 is perfect for new-generation digital and smaller, lighter ENG/industrial pro video cameras up to 13.2 lbs. Features smooth movement and positive control through 360° pan and +90°/-60° tilt, each with separate locks and drag adjustments. Includes an easy-to-balance quick-release plate with 1/4"-20 and 3/8" camera screws and location pin. For more information, see your dealer, contact us or visit our web site.

## 501 PRO VIDEO HEAD

by **MONOFLOTO**®

Exclusively **bogen**

Bogen Photo Corp., 565 East Crescent Avenue, Ramsey, NJ 07446-0506  
(201)818-9500 • Fax: (201)818-9177 • e mail: [info@bogenphoto.com](mailto:info@bogenphoto.com) • web: [www.bogenphoto.com](http://www.bogenphoto.com)

Circle (156) on Free Info Card



## Wireless systems

**Audio-Technica US PRO 400 Series:** this system offers two completely separate RF stages to protect against dropouts and crosstalk; includes the PRO-R4 true diversity receiver with an adjustable squelch to reduce interference and a 1/4-inch audio output jack; all transmitters feature dual-power battery-save switches; 330-686-2600; fax: 330-686-0719; [www.audio-technica.com](http://www.audio-technica.com)

Circle (375) on Free Info Card



www.nvision1.com

# NVISION<sup>®</sup>

SEARCH

HOME

NEWS

PRODUCTS

SERVICES

CONTACT US

SITE MAP

4000 SERIES PROCESSING MODULES

4000 Series frames,  
1RU or 2RU

AES analog to digital converters

AES digital to analog converters

AES channel swapper/  
mix module

SDI embedders and  
disembedders

AES delay compensators

SDI fiber optic transmitters,  
receivers and transceivers

HD-SDI fiber optic transmitters,  
receivers and transceivers

Reference generators

SDI and HD-SDI routing from  
8 x 8 to 256 x 256 (and larger)

ROUTERS

AES synchronous and  
asynchronous from 8 x 32 to  
2048 x 2048

Time code from 8 x 32  
to 512 x 512

Machine control/data routing  
from 64 ports to 256 ports

ROUTER CONTROL

ENVY router control system with  
X-Y and Multi-purpose control  
panels and easy-to-use GUIs

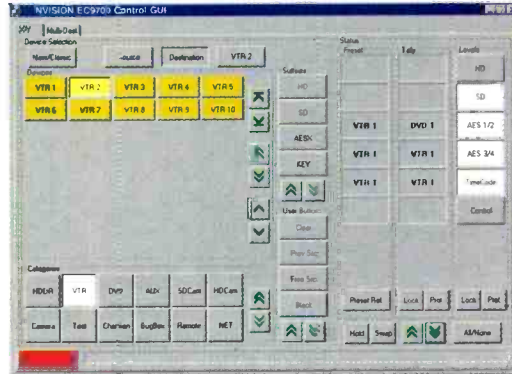


# NVISION<sup>®</sup>

125 Crown Point Court  
Grass Valley, CA 95945

+1 530 265-1000

## envy<sup>®</sup> Router Control System



### EC9700 ENVY GUI, X-Y Mode

ENVY, the next-generation routing control system, is designed for customers wishing to step up to a new level of control. ENVY is an Ethernet-based control system that uses readily available NTServer<sup>®</sup> technology. This new system has been developed after more than two years of extensive research and discussion with users in every section of the video industry.

ENVY provides a quick and efficient method for controlling NVISION routers and interfacing with routing equipment of other manufacturers. The system features GUIs (Graphical User Interfaces) for configuration database and routing control, easily expandable system components, configurable control panels, error logging, and diagnostics.

- User configurable control panels.
- An industry standard SQL ODBC compliant database management system for configuration information.
- Source and destination lock, protect, release, and force release.
- Multiple virtual levels defined within a single physical level.
- Tie-line management for connection between two routers.
- Virtual crosspoints to allow software re-entry into the router.
- Salvos (user definable groups of switches and commands that include lock, protect, and release).
- Advanced data router support provides override protection or automatic switching.
- Supports routers of up to 2048 inputs x 2048 outputs on 250 levels.
- ENVY's unique modular architecture makes it scalable to customer-specific requirements.

Click here for your free copy of THE BOOK II ➔

Circle (155) on Free Info Card



E N G I N E E R I N G E L E G A N C E

### Nonlinear editing system

**Panasonic Postbox 2000:** this nonlinear integrated production systems features 4:2:2 signal processing with optional SDI capability, built-in Zip and CD-ROM drives, three PCI slots for system expandability and Version 4 editing software; complete post-production edit suite offered as a user-friendly turnkey system; 800-528-8601; 323-436-3500; fax: 323-436-3660; [www.panasonic.com/broadcast](http://www.panasonic.com/broadcast)

Circle (376) on Free Info Card

### Widescreen camcorder

**Panasonic AJ-D810WA DVCPRO:** features 63 minutes of record time, 10-bit digital signal processing, minimum illumination of 2 lux, consumes less than 24W of power and weighs under 6kg fully-operational; 800-528-8601; 323-436-3500; fax: 323-436-3660; [www.panasonic.com/broadcast](http://www.panasonic.com/broadcast)

Circle (377) on Free Info Card

### Stand-alone playout package

**Omnibus ECLIPSE:** this playout package includes VTR control, router, simple mix-to-air and logo/bug control; includes a broadcast server option; 801-975-9799; fax: 801-975-0970; [www.omnibussystems.com](http://www.omnibussystems.com)

Circle (378) on Free Info Card

### Program QoS analyzer

**Tektronix PQM300:** this monitor gives providers of compressed digital video an approach for managing image quality and efficiently allocating bandwidth; allows users to identify quickly the most common visual impairments, including blockiness, frozen and repeated frames, loss of service and Gaussian noise; 800-426-2200; 503-627-7111; fax: 503-222-1542; [www.tektronix.com](http://www.tektronix.com)

Circle (379) on Free Info Card



### Multimedia degausser

**Verity Systems V94 Eraser:** this degausser provides effective erasure of any previously recorded tracks; up to 180 VHS cassettes can be erased in one hour; erases a variety of common video, audio and data magnetic media formats, as well as 4 and 8mm data, exabyte and tranvan material; 1-800-642-5151; 530-626-9363; fax: 530-626-9395; [www.veritysystems.com](http://www.veritysystems.com)

Circle (380) on Free Info Card

### Vision switcher

**Sony DFS-700P:** this system comes with eight standard inputs as standard: four serial digital and four analogue components; with optional boards, the number of inputs is doubled to 16, any eight of which can be freely assigned to the control panel at any one time; includes a full range of outputs, including two SDI, two analog components, two analog composite and two Y/C; 800-686-SONY; fax: 201-930-4752; [www.sony.com/professional](http://www.sony.com/professional)

Circle (381) on Free Info Card

### Real-time, nonlinear video editing system

**Fast Multimedia 601:** this nonlinear editing suite edits in real time with two video, one titling and eight audio channels; analog and digital interfaces let users work with the video device of their choice; features unlimited number of video, overlay and title tracks, editors for DVEs, wipes, keying, color effects and filter effects and integrated title generator for still, roll and crawl titles in real-time; 800-249-FAST; 425-354-2002; fax: 425-354-2005; [www.fastmultimedia.com](http://www.fastmultimedia.com)

Circle (384) on Free Info Card

## bvs V-CHIP RATING MONITOR



*The economical VC-2 provides broadcasters with an instant, visual display of Content Advisory ratings*

- Transparent video specifications
- Operates from loop-through composite video
- Extracts, decodes and processes V-chip data carried on line 21, field 2 of the Vertical Blanking Interval
- Six, 14 segment LED displays provide a graphic, alpha-numeric readout of both Age and Content rating as per EIA-744-A
- Supports the following rating systems: M.P.A.A. / U.S. TV Parental Guideline / Canadian English Language / Canadian French Language
- Housed in 3¼" x 3" x 1½" steel minibox
- 9V DC adapter supplied
- Up to 5 VC-2's may be mounted in a 1RU frame (FR715)

### broadcast video systems corp.

40 West Wilmot St., Richmond Hill, Ontario L4B 1H8  
Ph(905)764-1584 Fax(905)764-7438 E-mail: [bvs@bvs.on.ca](mailto:bvs@bvs.on.ca)  
Website: [www.bvs.on.ca](http://www.bvs.on.ca)

Circle (157) on Free Info Card



# From DMA 1 to 105\* to 210

*All are broadcasting  
with Dielectric Antennas*

**F**rom New York City to Greenville, North Carolina to Glendive, Montana, television stations in every DMA broadcast with Dielectric Antenna Systems. And while we're on air with DTV in all the major markets, we're also DTV ready in

- South Bend, Indiana
- Sioux Falls, South Dakota
- Duluth, Minnesota
- Valley City, North Dakota
- Toledo, Ohio
- Yakima, Washington
- Sioux City, Iowa
- Jackson, Mississippi
- Rochester, Minnesota

So, no matter how small or large the market is, whether you're in the east, the west or somewhere in the middle, Dielectric Communications can provide you with a broadcast system, DTV or NTSC, that is just right for you.

Call us.

Dielectric Communications • 22 Tower Road • Raymond, Maine 04071  
1-800-341-9678 • Email: [dcsales@dielectric.com](mailto:dcsales@dielectric.com) • [www.dielectric.com](http://www.dielectric.com)

**Dielectric**  
COMMUNICATIONS

*Engineering Excellence Since 1942*

\* WNCT - Greenville, North Carolina

Circle (158) on Free Info Card





### Digital disk recorder

**Accom APR Attache:** this digital disk recorder features a choice of either 8-bit or 10-bit video recording resolutions, standard PreRead with Accom's Non-Destructive PreRead for concurrent play/record operation; has over 30 minutes of uncompressed digital video and audio storage; 650-328-3818; fax: 650-327-2511; [www.accom.com](http://www.accom.com)

Circle (382) on Free Info Card

### PC-based stills store

**AVS Graphics International StillBank:** a low-cost, entry-level PC-based stills store operating on Windows 98 or NT platforms; produces full broadcast quality pictures (32-bit output) in bitmap format; image importation is possible from simple disks and CD-ROMs to network and Internet importation; 801-975-9799; fax: 801-975-0970; [www.avsg.co.uk](http://www.avsg.co.uk)

Circle (389) on Free Info Card



### Miniature electric field probe

**Holaday Industries HI-6005:** this miniature electric field probe weighs only 80 grams and occupies a space less than 12cm in diameter; optical coupling to a variety of readout options makes this new probe suited for a wide range of field monitoring applications; 877-HOLADAY; 612-934-4920; fax: 612-934-3604; [www.holadayinc.com](http://www.holadayinc.com)

Circle (383) on Free Info Card

### Digital to analog converter

**Viewgraphics HDView:** this digital to analog converter and HD signal generator automatically detects and converts a broad range of HD formats including all 1080 and 720 standards; accepts uncompressed 4:2:2 HD serial digital video and produces broadcast quality HD analog output; also provides an independent HD signal generator that can be used as a studio-grade HD master sync generator; 650-903-4900; fax: 650-969-6388; [www.viewgraphics.com](http://www.viewgraphics.com)


Circle (385) on Free Info Card

### Audio signal analyzer

**Channel D Corporation Mac the Scope, Release 3:** this audio signal analyzer and precision signal generator software adds a burst mode to the signal generator, plus deep time record averaging and triggering; these features enhance Mac the Scope's impulse response measurement capabilities for reverberation and loudspeaker testing applications; 732-933-9388; fax: 732-933-9389; [www.channld.com/mts.html](http://www.channld.com/mts.html)



Circle (386) on Free Info Card



## 19" RACK CASES ARE NOT ALL CREATED EQUAL

When sensitive equipment demands mobility, protection, and on-location flexibility, the clear choice is a Warrior 19" rackmountable plastic container from APW Zero Cases. Our cases are engineered to provide complete protection for the most sensitive rackmountable equipment and instrumentation. Call toll free for a catalog or quote 800-416-9025.

[www.zerocases.com](http://www.zerocases.com)  
[sales@zerocases.com](mailto:sales@zerocases.com)




ISO 9001 Certified since 1994

Circle (159) on Free Info Card

# The Channel Management System that grows with you

Mindpack: The management solution for all TV stations



Whether you're a small TV station or a multinational broadcasting company, reliable, cost-effective channel management is essential. Mindpack is a convenient, scalable channel management system that grows as you grow - from single channel to multi-channel operations. And at a price you can afford.

Mindpack has been specially designed to cater for networks and channels broadcasting on analogue and digital platforms.

It comprises full rights management, including budget modeling and finance, a media library, and planning and presentation scheduling, in one fully-integrated package. And all of this with the reliability that comes from years of fine-tuning to meet the demands of today's TV stations.

So when your business is head and shoulders above the rest, Mindpack will always be there to support you.

[mct@mindport.com](mailto:mct@mindport.com) • [www.mindport.com](http://www.mindport.com)


mindport  mct  
MEDIA COMMERCE TECHNOLOGIES

Circle (160) on Free Info Card

## Aspect ratio converter

**Axon Digital Design ARC-3000:** this 19-inch, 1RU unit offers quality, optimized conversion for post-production and broadcast applications; all major controls and presets can be accessed via the unit's control panel, which includes a comprehensive jog dial rotary encoder; up to 16 pre-sets, including horizontal scale, horizontal pan, vertical scale, vertical tilt, GPI output selection and output timing, can be stored in the nonvolatile memory; +31 13511 6666; fax: +31(0)13511 4151; [www.axon.nl](http://www.axon.nl)

Circle (387) on Free Info Card



## Palm-size test instrument

**Neutrik AG Minilyzer:** this palm-size test instrument continuously measures audio levels as RMS or peak levels, absolute or relative to a definable reference with selectable units; the accurate frequency measurement, with high resolution of 100ppm gives additional functions and acts as

the base for distortion measurement; +41-75-237-2424; fax: +41-75-232-5393; [www.neutrik.com](http://www.neutrik.com)

Circle (388) on Free Info Card

## Broadcast monitor

**Sony BVM-D:** this monitor series shares the same quality, modularity and installation flexibility as the current BVM-E/F and G series; automatically decodes a very wide range of scanning frequencies without the need for an external scan converter; have a built-in capability to display 480i/p, 575i, 720p and 1080i input signals; 800-686-SONY; fax: 201-930-4752; [www.sony.com/professional](http://www.sony.com/professional)

Circle (390) on Free Info Card

## NT PC-based GUI application

**Chyron MAPP EDL Media Browse:** this NT PC-based GUI application allows journalists to search MAPP's database to find the material they need and then browse frames marking in and out points; the application generates a thumbnail of the material and puts the "in" thumbnail in a scratch pad; edits can be generated from any number of different clips; 516-845-3871; fax: 516-845-3888; [www.chyron.com](http://www.chyron.com)

Circle (391) on Free Info Card

## Database management system

**Columbine JDS Systems Inc. Material Manager:** this software system provides complete management functions in the preparation of material for transmission in a broadcast operation; oversees all material management functions of a station through one central database; includes an integrated Librarian module that manages the physical storage of material and a Media-Base module for direct recording of segment times from VTRs; 303-237-4000; fax: 303-237-0085; [www.cjds.com](http://www.cjds.com)

Circle (392) on Free Info Card

## Network management system

**Tiernan Communications TDMI:** this network management system provides an extensive range of features that enable configuration, control, monitoring and status reporting to meet the needs of digital TV systems for contribution, distribution and broadcast applications; provides features to support systems elements such as Conditional Access Systems, PSIP Injection and I/P message encapsulation; 800-323-0252; 858-587-0252; fax: 858-587-0257; [www.tiernan.com](http://www.tiernan.com)

Circle (393) on Free Info Card

**GEPCO**  
Serial Digital  
Video Coax for  
**HDTV**  
&  
**DTV**

Coaxial cables designed for transmission of all SDI formats, including uncompressed 1.485 HDTV.

- Precision 75 ohm Impedance
- Low Attenuation and Structural Return Loss
- Cellular Dielectric
- Effective Broadband Shielding
- UL Listed (non-plenum and plenum versions)

**New VSD2000** • Ultra-low loss • Extended distance  
• Smaller than RG11 types

**VSD2001** • Low loss • RG6 type

**VPM2000** • Thin profile • RG59 Type

**GEPCO**  
INTERNATIONAL, INC.  
1770 Birchwood Avenue Des Plaines, IL 60018 USA  
800-966-0069 847-795-9555 Fax 847-795-8770  
[www.gepco.com](http://www.gepco.com) [gepco@gepco.com](mailto:gepco@gepco.com)

Circle (161) on Free Info Card

# XANTUS

CONVERTERS BY

## TERANEX



# SOLUTION FOR EVERY RESOLUTION

#### ONE BOX DOES IT ALL:

- ALL FORMAT CONVERSION
- UP CONVERSION
- DOWN CONVERSION
- SIDE CONVERSION
- NOISE REDUCTION
- COLOR CORRECTION
- LOGO INSERTION

#### BEST PICTURE ALWAYS:

- **PIXELCOMP™** PIXEL-BY-PIXEL  
MOTION COMPENSATED  
DE-INTERLACER
- GAMMA CORRECT  
COLORSPACE CONVERSION
- 32 POINT INTERPOLATION

#### LONG-TERM SOLUTION:

SUPPORTS ALL EXISTING AND  
EMERGING DTV AND FILM  
STANDARDS INCLUDING 1080P24



Call for more information:

**(407) 517-1086**

7800 Southland Blvd., Suite 250 ■ Orlando, FL 32809

Web Site: [www.teranex.com](http://www.teranex.com)

Circle (165) on Free Info Card

## Uninterruptible power supplies

**Warner Electric STABILINE SW Series:** this uninterruptible power supply protects sensitive electronic equipment in commercial, industrial and broadcasting applications; configured with load segments that are sets of output receptacles that can be turned on and off individually by using Power Management software; this permits the user to conserve battery power by turning off non-critical loads while providing backup power to essential equipment; 800-787-3532; 860-585-4500; fax: 860-582-3784; [www.warnernet.com/sev\\_main](http://www.warnernet.com/sev_main)

Circle (400) on Free Info Card

## TASCAM MM series graphical interface

**TimeLine Vista ViewNet Audio:** this interface features a graphical project view screen and allows networked control of all setup parameters and operations for TASCAM's MMR-8 and MMP-16 modular multitrack units; can be run on Windows 95, 98 or NT, Macintosh or UNIX-based systems; multiple instances of ViewNet Audio can be used on the same network to provide control of more than 100 MM Series machines; 760-761-4440; fax: 760-761-4449; [www.timelinevista.com](http://www.timelinevista.com)

Circle (453) on Free Info Card



## The excitement. The energy. The unexpected.

**North America's largest entertainment design and technology show.** Go beyond the unexpected at LDI99... where the promise of today's most advanced products and a full program of professional training sessions add up to an exciting package of entertainment design and technology. All wrapped in the energy of Orlando, Florida... the quintessential capital of themed entertainment!

Return this coupon today for complete details on:  Attending LDI99  Exhibiting at LDI99

Name \_\_\_\_\_ Title \_\_\_\_\_

Company \_\_\_\_\_

Address \_\_\_\_\_

City \_\_\_\_\_ State \_\_\_\_\_

Country \_\_\_\_\_ Zip \_\_\_\_\_

Phone\* \_\_\_\_\_ Fax\* \_\_\_\_\_

E-mail\*\* \_\_\_\_\_

\*International guests, please include city and country codes. \*\*Provide only if you wish to receive news and updates via e-mail.

FAX: +1-720-489-3164

MAIL: LDI99 • Intertec Exhibitions

9800 Metcalf Avenue • Overland Park, KS U.S.A. 66212

CALL: 1-800-288-8606 or +1-303-741-2901

OR VISIT: [www.etcnyc.net](http://www.etcnyc.net)



## Video assist transmitter/receiver

**Optex VA1394:** this microwave product is a low-budget, video assist transmitter/receiver that works on the license-free frequency of 1394MHz; the transmitter and short whip antenna supplied is very small and will fit easily onto any TV or film camera; will transmit a line-of-site live color picture directly across a studio floor or film set to the receiver up to a distance of approximately 1000 feet/500m; greater transmission distances are possible by using higher gain antennae at the receiver end; +44 181 441 2199; fax: +44 181 364 9235; [www.optexint.com/optex](http://www.optexint.com/optex)

Circle (454) on Free Info Card

## Switch controller Dielectric Dual Switch Controller:


this switch controller will allow local or remote control of two independent switches; is designed to operate with one or two of Dielectric's 50,000 Series Coax Switches; features push button selection, local LED to show path connection, 12- or 24V DC, transmitter tellback and Dummy load connections; 800-341-9678; 207-655-4555; fax: 207-655-7120; [www.dielectric.com](http://www.dielectric.com)

Circle (455) on Free Info Card

Sponsored by: *Lighting Dimensions, Entertainment Design and Sound & Video Contractor.* With support from ESTA (Entertainment Technology & Design Association) and these other Intertec Publications: *Mix, Millimeter, Video Systems, Broadcast Engineering, World Broadcast News, Electronic Musician and Shopping Center World.*

# I-BUS™

## Your Complete CompactPCI® Solution Provider



*Polaris CompactPCI®  
Processor Board*



*G16 CompactPCI®  
System Enclosure*

### *World-Wide Sales/Support*

"Our experienced and knowledgeable sales staff provides you with partnership-oriented support services throughout the life of your program, starting from the first phone call you place with us."

### *World Class Engineering*

"Our award-winning mechanical and electrical design engineers provide you with the technical expertise you need. We offer complete customization services, from the simple addition of a logo to the design of a completely new, proprietary system."

### *Quality*

"We ensure that all products meet strict quality standards. After all, the success of our business depends on the success of yours."

### *Manufacturing Excellence*

"Our manufacturing capabilities enable you to exceed your goals. We supply you with high quality products that are delivered when you need them."

### *One-Stop Solution*

"As a founder of PICMG, we helped define the CompactPCI product specification, and as the premier industrial PC designer of CPU boards, backplanes, and enclosures, we guarantee your applications the highest level of optimization."



## *H.110 Support*

# **888-307-7892**

I-Bus, Inc.  
9174 Sky Park Court • San Diego, CA 92123  
toll free: 888-307-7892 • tel: 858-974-8400 • fax: 858-268-7863 • email: sales@ibus.com

**Maxwell**  
TECHNOLOGIES  
I-BUS, INC.

[www.ibus.com](http://www.ibus.com) • [www.ibus.com](http://www.ibus.com) • [www.ibus.com](http://www.ibus.com) • [www.ibus.com](http://www.ibus.com)

### Data drive

**Sony GY-8240 DTF-2:** this data drive offers five times the data storage capacity and twice the data transfer rate of DTF-1 and provides users with a choice of capacity, transfer rate and price; supports a sustained data transfer rate of 24MB/s (192Mb/s) and a burst rate of 40MB/s; DTF data tape cassettes continue to be available in large and small sizes; 800-686-SONY; fax: 201-930-4752; [www.sony.com/professional](http://www.sony.com/professional)

Circle (500) on Free Info Card

## Now Shipping

### Encoders and decoders

#### Dolby Laboratories Dolby E Multichannel audio coding:

designed to ease the transition from two-channel to multichannel audio; the DP571 Dolby E encoder and DP572 Dolby E decoder enable producers and broadcasters to distribute up to eight channels of audio, as well as Dolby Digital metadata, via a single AES/EBU pair, two audio racks of a digital video tape, digital audio tape or video server; 800-33-DOLBY; 415-558-0200; fax: 415-863-1373; [www.dolby.com](http://www.dolby.com)



Circle (394) on Free Info Card

### Digital videocassettes

#### Sony BetacamSX line of digital videocassettes:

these six-minute digital videocassettes are for news, electronic field production and post production; available in small shell with six, 12, 22, 32 and 62-minute lengths and large shell in 64, 94, 124, 184 and 194-minute lengths; 800-686-SONY; fax: 201-930-4752; [www.sony.com/professional](http://www.sony.com/professional)



Circle (395) on Free Info Card

### Video editing system

#### Avid Technology Express Version 2.5:

this digital nonlinear editing solution incorporates Avid's Meridian video subsystem; is for a Macintosh platform; features two streams of real-time color correction; 16:9 widescreen support; soft-edged drop shadows; batch re-import of graphics; 800-949-AVID; 978-640-6789; fax: 978-851-0418; [www.avid.com](http://www.avid.com)



Circle (396) on Free Info Card

### Digital recording console

#### TASCAM/Teac Professional TM-D4000

**Digital Recording Console:** offers the end-user a recording and mixing console based on TASCAM's technology employed on the larger TM-D8000 console; has 32 mono and two stereo inputs, feeding eight buses; features six aux sends, four-band EQ and full dynamics on each channel; 323-726-0303; fax: 323-727-7635; [www.tascam.com](http://www.tascam.com)



Circle (397) on Free Info Card

### Video editing system

#### Sonic Solutions DVD Fusion:

this system creates DVD projects directly from Macintosh-based Avid, Media 100 and QuickTime video editing systems; allows video editors to transcode their video editing projects into DVD-compatible video and audio streams and then author interactive DVD titles using this content; 800-225-1656; 415-893-8000; fax: 415-893-8008; [www.sonic.com](http://www.sonic.com)



Circle (398) on Free Info Card

### Distribution amplifier

#### Rane Corporation DA 216a:

this amplifier offers assignable outputs; Input A, B or both are now independently assignable to each of the 16 outputs; provides 16 mono or eight stereo discrete balanced outputs from one or two balanced mic or line-level inputs; 425-355-6000; fax: 425-347-7757; [www.rane.com](http://www.rane.com)




Circle (399) on Free Info Card



# EEV IOTs the difference is dependability

... whatever the power,  
whatever  
the application

- The most extensive range of analog and digital IOTs
- The highest power single tube systems available – 77 + 7.7 kW analog or 35 kW average digital power
- Over 15 million hours of on-air service – individual tube lives well over 50,000 hours
- Dedicated to the continuing development and characterization of digital products
- Unrivalled technical support



[www.eev.com](http://www.eev.com)

## EEV

A SUBSIDIARY OF THE GENERAL ELECTRIC  
COMPANY PLC OF ENGLAND

USA: EEV, Inc.  
Telephone: (914) 592-6050  
Toll Free: 1800 DIAL EEV  
Facsimile: (914) 682-8922  
E-mail: [info@eevinc.com](mailto:info@eevinc.com)

CANADA: EEV Canada Ltd.,  
Telephone: (905) 678 9811  
Facsimile: (905) 678 7726  
E-mail: [info@eevinc.com](mailto:info@eevinc.com)

UK: EEV Ltd.,  
Telephone: +44 (0) 245 493893  
Facsimile: +44 (0) 245 453725  
E-mail: [info@eev.com](mailto:info@eev.com)

FRANCE: EEV France,  
Telephone: (331) 4080 5400  
Facsimile: Paris (331) 4080 5529  
E-mail: [eevfrance@compuserve.com](mailto:eevfrance@compuserve.com)

### Compact mixer

**Mackie Designs 1642-VLZ PRO:** this mixer features 16 channels (eight mic/line, two mic/stereo line and two stereo line), 10 new studio-grade XCR mic preamps, 48V phantom power, 16 high-headroom line inputs (four stereo pairs, eight mono), eight TRS channel inserts, and is rack mountable; 800-898-3211; 425-487-4333; fax: 425-487-4337; [www.mackie.com](http://www.mackie.com)

Circle (456) on Free Info Card

### seamless switcher w/6 HR-inputs

**Analog Way Graphic Switcher:** this switcher is a seamless switcher with six high-resolution inputs; it cuts, fades and mixes instantaneously between six high-resolution sources up to 1600x1280, with no synchronization dropouts; scales the inputs to a VGA, SVGA, XGA.2 output format and works with staging live events, conferences, exhibitions and conventions; 212-269-1902; fax: 212-269-1943; [www.analogway.com](http://www.analogway.com)

Circle (457) on Free Info Card

### Tripods

**Bogen Photo 3046 and 3051 Series:** these tripods now incorporate a third leg extension section that increases the maximum elevation of both models without sacrificing minimum height; the 3046 model has a maximum height of 89.4 inches and a minimum of 30.3 inches and the 3041 model extends to a height of 85.5 inches with a minimum of 17 inches; 201-818-9500; fax: 201-818-9177; [www.bogenphoto.com](http://www.bogenphoto.com)

Circle (458) on Free Info Card

### DVD authoring solution

**Blossom Technologies DaViD Suite:** this suite can be installed on any Windows workstation in minutes; includes a PCI-based MPEG-2 encoder and infrastructure and interactive navigational programming, data capture and decision making, multiple audio and sub-picture channels, 98 VOB tracks, and 99 chapters per track; 305-266-2800; fax: 305-261-2544; [www.blossomvideo.com](http://www.blossomvideo.com)

Circle (459) on Free Info Card

## DTV99: The Digital Future is Now

Brought to you by the experts at *Broadcast Engineering: The Journal of Digital Television*, DTV99 brings together the engineers and strategists who are leading the digital television revolution, and the decision-makers who are making it happen.

**New in 1999!** A special high-end production track has been added to this dynamite program. Production managers, directors and technical advisors... don't miss a minute of the innovation, as you step into the digital future of production. Brought to you by *Video Systems* and *Millimeter* magazines.

December 1-3, 1999 • Hyatt Regency,  
Chicago O'Hare • Chicago, Illinois USA  
[www.dtvconference.com](http://www.dtvconference.com)

Brought to you by the experts at  
**Broadcast  
ENGINEERING**

together with  
*Video Systems*, *Millimeter*  
and *World Broadcast News*

You don't have to face the challenges of change alone. For five consecutive years, broadcast professionals have gathered at *Broadcast Engineering's* annual DTV conference to find out exactly how to design and build the digital facilities they need — now.

# DIGITAL TELEVISION 99


DTV99 is a unique forum covering the latest developments in the DTV arena, including implementation issues that will affect each and every digital receiver. You'll gain critical insight on how to make this transition a smooth and profitable one.

It's three days that will change the way you face the digital future. You'll take home the knowledge you need to survive and prosper as digital television comes of age.

Want to know more? Call Intertec Exhibitions at +1-303-741-2901. Or check out our Web site: [www.dtvconference.com](http://www.dtvconference.com)

PLLs from California Amplifier

# GOING TO EXTREMES



**At California Amplifier, we understand** your demands for a Phase Locked LNB can be extreme, so we make sure our testing procedures are even more so.

**Your site drops to -20°F in winter; we test to -40°F.** The site rockets to +120°F in summer; we test to +140°F. Your site gets 300 inches of rain; we immerse every LNB in water before it leaves the factory. Our tests are extreme, so you will have a product you can depend on.

**Our complete line of C & Ku Band PLL LNBs** are available in a variety of frequency ranges and L.J. stability options. All this performance at a price you won't believe.



ATTRACTIVE VOLUME PRICING  
AVAILABLE FOR LARGE ACCOUNTS.

**CALL TODAY FOR MORE INFORMATION: (888) 767-7988**  
VISIT OUR WEBSITE: [www.calamp.com](http://www.calamp.com)

**World Headquarters:** 460 Calle San Pablo, Camarillo, CA., USA 93012 Tel: 805-987-9000 Fax: 805-987-8359  
**Latin America Sales:** California Amplifier do Brazil, Tel & Fax: 55/12-341-2264  
**Europe, Middle East and Africa Sales:** Cal Amp sarl Paris, Tel 33/1 49 19 89 20 Fax: 33/1 48 64 52 55  
**Asian and Pacific Sales:** California Amplifier Thailand, Tel: 662-231-8235 Fax: 662-231-8245

ISO 9001



Certified A #3505

California  Amplifier

©1999

Circle (168) on Free Info Card

## Business highlights from broadcast and production

BY SANDRA FERGUSON, EDITORIAL ASSISTANT



**Harris** recently unveiled its new Broadcast Communications division's headquarters, located in Deerfield Township, northeast of Cincinnati.

**Grass Valley Group** announced that Galaxy Latin America LLC agreed to purchase multiple Profile XP Media Platform units for use at the California Broadcast Center in Long Beach.

Paxson Communications will install **Magni's** AVM-510T automated video monitoring system in 27 stations for its network, PAX TV.

**Itelco** was selected to supply DTV transmitters to all USA Broadcasting owned and operated stations.

**Canal+** will use **Leitch's** VR400 Series video servers for all of Canal+'s program and commercial playback operations. **GlobeCast Northern Europe** chose Leitch to supply and implement a multilevel, multifunction routing system.



Crawford Audio installed a 24-fader **Solid State Logic** Avant console as part of its new 350,000-square-foot facility. Sony Pictures will install Sol-

id State's Avant for its newly constructed Stage 4.

KOMO ABC 4 in Seattle chose **Quantel's** INSPiration for its new digital facility.

**Acrodyne** signed a contract with Sinclair Broadcast Group to install a complete turnkey system at KDNL-DT, Channel 31, in St. Louis.

CBS Newspath purchased a complete end-to-end system from **Tadiran Scopus**.

Cornerstone Television selected **Panasonic's** DVCPRO50 as its house tape format.



**AMS Neve** announced the following activity. Gold Sound in Southfield, MI, installed a 16-fader Logic 3 and 24-track AudioFile. Walt Disney Studios installed an 88-fader, three position Digital Film Console in its Dubbing Stage A. Sound on Sound purchased a 48-fader, 176-path Capricorn digital audio console. The AudioFile SC made its debut at AES '99. Fox TV affiliate WITI-TV purchased a 48-input Broadcast Television Console. HBO Studio Productions recently purchased three AudioFile SC hard disc editing/recording systems and one 48-fader frame DFC audio console. Videosonics in London placed an order to upgrade all of its 14 AudioFiles to AudioFile SC systems. Grand Central Sound Recording Studios in the U.K. will upgrade its four existing AudioFile systems to the new Audio-

File SC. Bristol-based Broadcast Film & Video ordered two 32-track AudioFile SCs and will upgrade two existing M16 systems to AudioFile SC16s.



### Screen Shot

**Sony and the Discovery Channel team up to produce Discovery Channel Eco-Challenge in HD**

In what will be the world's largest remote HD production to date, the Discovery Channel and Sony have teamed up to produce this year's *Discovery Channel Eco-Challenge* in digital high-definition.

Using Sony's HDCAM digital camcorder equipment, 19 camera crews will capture 216 participants as they compete for 12 days under extreme conditions in the world's toughest Expedition Race, the *Discovery Channel Eco-Challenge*, in Patagonia, Argentina. The Discovery Channel's camera crews will use Sony's HDCAM one-piece camcorders to shoot the multi-sport event on foot, from helicopters and boats fixed with Wescam, a gyro-stabilized camera, taking advantage of the format's high mobility and flexibility. Sony will also provide technical support.

# "the Time Machine"®


In broadcasting,  
the equation is simple:  
more time equals more money.

If you're a broadcaster, the Time Machine will allow you to make the most of the most valuable asset you have: time.

What if you could create additional time to put on the market every hour of every broadcast day? What if you could do it without affecting program content? What if you could do it without modifying audio or video in any detectable way? What if you could make it happen in real time, with no pre-recording or pre-processing? You can-if you have the Time Machine from Prime Image.

The Time machine means one thing for television broadcasters: more revenue. With our exclusive process, you can easily add a minute (or more) every hour. Which adds up to more availabilities, more sales, and more profits.

It's time to make more time that will make you more money. It's time to get the Time Machine from Prime Image.



**Prime  
Image**

The Digital Video People

662 Giguere Court #C, San Jose, CA 95133 • Tel (408)867-6519 Fax (408) 926-7294 Service (408)926-5177  
Primeimagein@earthlink.net • www.primeimageinc.com

Circle (162) on Free Info Card



San Antonio's Texas News Network (TXN) recently integrated Sony's NewsBase news production system.



NBC selected Canon as the exclusive lens supplier for its Olympic Game coverage through 2008. New Century Productions equipped its first digital truck with Canon lenses, including PJ70x, J55x, J21ax7.8 BWRS and J9ax5.2 BWRS lenses.

**Vibrant** announced that 7NBC, WHDH-TV in Boston, recently installed two NewsEdit systems.

**Continental Electronics** signed a preferred manufacturer agreement with Hubbard Broadcasting for the purchase of digital TV and radio transmission equipment.

**Inscriber** announced that it will provide **Orad's** CyberSet with the capacity for realtime display of live data within the virtual studio environment. Orad announced that its CyberSet O virtual set system is being used by Black Entertainment Network to provide virtual environments for four BET-produced TV series.

USA Broadcasting will install six channels driven by **Louth** automation systems at its new facility, Station Works, in Ontario, CA.

**Omnibus Systems** will enter into a partnership with **Omneon Video Networks** in which Omneon will be licensing Omnibus software development tools.



**Soundtracs** installed its DPC-II digital consoles in New York's Lower East Side, a post production facility.

**College Graphics**, the new company established by **Pixel Power**, sold its first Clarity HD graphics system to HD Vision.

1999's Scientific and Technological Advancement Awards were recently announced by The National Academy of Television Arts and Sciences. Emmy categories and winners include: Development of Lens-Line Prompting System — **TelePrompTer Corp.**; Development of DVD Technology — **Matsushita Electric Corp. of America, Philips Digital Video Systems, Toshiba America Consumer Products, Warner Home Video and Dolby Laboratories**; Generation and Protocol Analysis of MPEG-2 Transport Streams for Equipment Evaluation and Operational Monitoring of a Digital Television Transmission System — **Hewlett Packard, Tektronix, THOMCAST and Sarnoff Corp.**; Statistical Multiplex of DTV Signal — **General Instrument**; Development of a Distribution System for Sound with Television known as Sound-in-Syncs — **British Broadcasting Corp**; First Full-Time Distribution of TV Network by Satellite Transmission — **Home Box Office and Canadian Broadcasting Corp.**

WQLN-TV in Erie, PA, purchased 14 **JVC** D-9 (DIGITAL-S) tape machines. JVC is endorsing the ATTO FibreBridge and the ATTO ExpressPCI FC Fibre Channel host adapter as compatible products for JVC's Win-

dows NT-based TimeGate nonlinear editing platform.

**Philips** will deliver its CleverCastPC Data Broadcasting System to American Multiplexer Corp. in Sunnyvale, CA, for its satellite-based Multimedia delivery platform.

**Sierra Design Labs** was acquired by **da Vinci Systems Inc.**, a subsidiary of Dynatech Corp.

**IBM** recently announced a development agreement with **Virage** to integrate Virage's VideoLogger and AudioLogger products into IBM's media asset management solution. **Avstar** announced that it has teamed with Virage to add intelligent indexing, search and browse capabilities to the Avstar Media Browse System.

Carlton Television purchased four **Artel** UTAH-300 routers and one UTAH-200.

**Xytech** and **Quantegy** entered into an exclusive agreement in which Xytech's software will be the standard inventory application for Quantegy products.

Manta Sound recently purchased five **SADiE** ARTEMIS Digital Audio Workstations.

The CBS Evening News with Dan Rather recently had its first broadcast using ENPS, **AP's** Electronic News Production System.

## People

Leitch announced the promotion of **Thomas M. Jordan** to senior vice president, strategic relations.



Jack Feeney

**Jack Feeney** recently joined Videotek as vice president for sales and marketing.

Sigma Electronics appointed **Barry Gardner** as international sales manager.




www.nvision1.com

# NVISION<sup>®</sup>

SEARCH HOME NEWS **PRODUCTS** SERVICES CONTACT US SITE MAP

4000 SERIES PROCESSING MODULES

- 4000 Series frames, 1RU or 2RU
- AES analog to digital converters
- AES digital to analog converters
- AES channel swapper/mix module
- SDI embedders and disembedders
- AES delay compensators
- [SDI fiber optic transmitters, receivers and transceivers](#)
- [HD-SDI fiber optic transmitters, receivers and transceivers](#)
- Reference generators 

ROUTERS

- SDI and HD-SDI routing from 8 x 8 to 256 x 256 [and larger]
- AES synchronous and asynchronous from 8 x 32 to 2048 x 2048
- Time code from 8 x 32 to 512 x 512
- Machine control/data routing from 64 ports to 256 ports

ROUTER CONTROL


ENVY router control system with X-Y and Multi-purpose control panels and easy-to-use GUIs

## NVISION<sup>®</sup>

125 Crown Point Court  
Grass Valley, CA 95945

+1 530 265-1000

# Fiber Optics



**HD4270 Fiber Optic Transceiver**

## Why You Need Fiber

Distributing SDI and HD-SDI signals via fiber optic cable provides several benefits over normal electrical distribution:

1. Signals can be received at far greater distances.
2. Fiber optic lines are impervious to EMI radiation and interference.
3. Multiple fibers can occupy the same space as a single coax cable.

## Why You Need NVISION's Fiber Products

In SDI and HD-SDI signals, pathological signal content (long strings of 1s or 0s) can cause a DC shift that results in bit errors at the receiver. If the pathologicals are not compensated for properly, the results will show up as sparkles in the picture.

1. NVISION has adopted unique circuitry designs that ensure pathological content is received correctly, without bit errors.
2. NVISION fiber optic products provide accurate point-to-point signal distribution at affordable cost
3. NVISION uses industry-standard HD and HD-SDI signal formats.

Circle (163) on Free Info Card

[Click here for your free copy of THE BOOK II](#) →



E N G I N E E R I N G E L E G A N C E

360 Systems recently appointed **Brian James** as western regional sales manager.

**Anthony Gargano** was recently appointed as CEO of AgileVision LLC, a new company formed by Sarnoff and Mercury Computer Systems.

Studer AG of Regensdorf, Switzerland, promoted Studer North America vice president **Michael Tapes** to senior digital product manager.



Geoff Calver

**Geoff Calver** was recently hired as sales and marketing director for SADiE. ■

## Screen Shot

### **ABC's Sports Night revamps with Trinity system**

ABC's sitcom, *Sports Night*, wanted to enhance its visual qualities to match or exceed that of real shows like *ESPN* or *Fox Sports*. Its solution was to revamp the set with a Trinity system, which is now used to produce the on-air graphics, titles, special effects, editing and switching for the internal sports show. The show's challenge is that the crew has to create two shows for every episode; there is a 22-minute filmed show and a 22-minute video 'show-within-the-show.' Now with a fully functional TV studio on the sound stage and over 100 video and computer monitors synced for film cameras, the producer thinks *Sports Night* has the most technically complex and capable set-up in the business.



**Need Product Info?**  
[www.broadcastengineering.com](http://www.broadcastengineering.com)

## For Online Product Information

For you, the Internet is a tool, not a toy. You don't have time to fill out cards, send it out via snail mail and then wait and wait and wait. But what else can you do?

Now get your inquiries answered faster with Broadcast Engineering's NEW online reader service "cards." Your request is automatically e-mailed to the companies who have the product, or you can link directly to Web sites for the service information you need.

Log on

To [www.broadcastengineering.com](http://www.broadcastengineering.com)



# The

# GALLERY

## MATCH IT!!

**HENRY ENGINEERING**  
 503 Key Vista Drive  
 Sierra Madre, CA 91024 USA  
 TEL (626) 355-3656 FAX (626) 355-0077  
 FAX-on-Demand Doc #102 (626) 355-4210  
<http://www.henryeng.com>



*Twinmatch* is the "one-way Matchbox" that's perfect for matching unbalanced CD players and other "play-only" devices. There are *four channels* of -10 to +4 conversion, so you can match *two* stereo CD players with *one* Twinmatch! Direct-coupled circuitry and lots of headroom for absolute sonic transparency.



We Build Solutions.

Circle (171) on Free Info Card

## Design and Mix a Cable Channel with Revolutionary Multimedia Insertion Technology!

| CURRENT TEMPERATURES |     |
|----------------------|-----|
| Amsterdam            | 10° |
| Berlin               | 28° |
| Cairo                | 36° |
| Dallas               | 32° |
| Geneva               | 24° |
| Johannesburg         | 25° |
| London               | 29° |
| Los Angeles          | 31° |
| Munich               | 28° |
| New York City        | 27° |
| Nice                 | 26° |
| Paris                | 24° |
| San Francisco        | 10° |

multiple scalable windows for MPEG-2 and analog video

graphic overlay with transparency

vertically scrolling text or graphics

horizontally crawling text or graphics

to Rome and Venice. Call Travel Network now for current holiday packages

See us at the Western Show Booth 1283

### Fundamentals

- Concurrent display of analog video input and MPEG-2 video in scalable, movable windows
- Scalable, 24-bit graphics overlays with 256 levels of transparency
- Back-to-back MPEG audio/video playback with genlock for seamless ad insertion
- Hardware-assisted scrolling and crawling of multiple graphics windows
- NTSC/PAL composite video support, optional S-video support



SPECIALIZED TECHNOLOGY GROUP  
 A DIVISION OF 3DFX INTERACTIVE, INC.

1-888-478-2687  
 mvpsales@3dfx.com  
 www.stbstg.com

Single-slot PCI card • Supports multiple boards in a single system • Windows NT 4.0 support

**DVinci™** – The Professional Broadcast, Multi-Source Video and Graphics Mixer

Circle (172) on Free Info Card



## Laughing is living well

BY KARE ANDERSON

**O**pportunity is often inconvenient, isn't it? The past two weeks of my life have been filled with the kind of opportunities that must be "character-building" and may one day be funny. They include a tense scene featuring our office staff circling around a suddenly and stubbornly silent computer as if it were the community hearth gone cold, to another scene with a non-stop talking insurance specialist with a dire case of foot odor as a seatmate on a much-delayed, cross-country flight.

Where to turn to avoid thoughts of mayhem and murder? Why, to humor, of course. At the best and worst or in-between (boring) times, humor is what gets us through and brings us together.

*USAdvertising* senior copywriter, Frank Visco, once wrote (tongue-in-cheek) that, "One should never generalize." At the risk of generalizing, a 1999 MIT study reported that people demonstrate humor in one of three ways:

1. Divisive: humor that is insulting to or about others.

Example:

In 1988, a music reviewer wrote in the newspaper, *Record Mirror*, "Few people know that the CIA is planning to cripple Iran by playing the Bee Gee's *ESP* album on special loudspeakers secretly parachuted into the country."

There are exceptions. For example, some apparently divisive humor is often unifying because of the near universal view of the institution you are knocking, especially when you use the institution's own words to poke fun. For example, "Please provide the date of your death." is an actual quote from an IRS letter that a reporter received.

Caution: even with friends who you think will understand, divisive humor

can hurt. As an anonymous humorist once wrote in a list of "Rules of Combat," "The only thing more accurate than incoming enemy fire is incoming friendly fire."

2. Unifying: humor where you make yourself and/or the situation the center of the joke. Such self-deprecating people build trust.

Examples:

My friend Sylvia's mother gave this toast at her 60th birthday party: "Time may be a great healer, but it's a lousy beautician."

"I had an IQ test. The results came back negative." — anonymous saying  
Or the human condition:

"God pulled an all-nighter on the sixth day."

3. Absence of Humor: appears to have no sense of humor.

This kind of person prefers to focus on doing the task, being good and/or other "productive behavior."

Here are some of the findings from the MIT study. Divisive humor is often the funniest, at least at first because, in making fun of someone else, we can feel superior. Plus some of the funniest lines are insulting. Yet, like a scalpel, they cut fast and deep inside even the thickest skin. Adlai Stevenson once said, "He who throws mud gets dirty."

Unifying humor was the most sure-fire way to break tension or conflict. People who used this kind of humor were more likely not to keep agreements than people in the other two categories. People who exhibited no humor at all were more likely than people in the other two categories to be most harsh and unforgiving in their judgements of others and more likely to see the world in "right/wrong" categories, thus the least able to be accepted as team players.

Some of my favorite kinds of humor

are when people can juxtapose two apparently unlikely images to make a point. In a tense meeting where I was attempting to coach the engineers in a company on how to describe their complex wireless portal product to potential investors in an understandable way, their usually patient lawyer finally broke the tension by saying, "I'm as confused as a baby in a topless bar."

Some of the most genuine ways to inject humor into your daily life are by looking at situations as theatre. Alan Funt's classic TV show, *Candid Camera* and subsequent knock-offs of that show can give you ideas.

The theatre rules? Each person could give three attributes to another person in the group. For example, one time I was to be a very shy, kindergarten teacher who was raised in a small North Dakota town the same night another person was designated as a rich, playboy law student from a rich old-line Philadelphia family. You can imagine the scenes that unfolded. These days you can watch Drew Carey's hilarious improv show, *What's My Line, Anyway* and learn some new rules to create your own spontaneous "live theatre." I've found that those evenings offered unforgettably fun ways to let stress roll away and see new sides of friends I thought I knew well.

For more ways to bring humor into your life, here are some fun resources:

*Speaker's Library of Business Stories, Anecdotes, and Humor* by Joe Griffith

*Using Humor for a Change: 101 Clever Ideas to 'Lighten Up' the Workload* by Scott Friedman (303-671-7222) ■

Kare Anderson is a speaker and author.



Send questions and comments to:  
[kare\\_anderson@intertec.com](mailto:kare_anderson@intertec.com)

# High Definition Birthday

Your competitors have been selling HDTV for a year now.  
How long before they have personal HD video cameras, too?  
Get into the action, at the 2000 International CES.



January 6-9, 2000  
Las Vegas, Nevada USA  
Register now!  
Visit [www.CESweb.org](http://www.CESweb.org)


2000 International

**CES**

Your Source for Workstyle  
and Lifestyle Technology™

Circle (164) on Free Info Card

**OUR NEW  
EXPANDED  
LOCATION**



**420 9th Ave.**

*Between 33rd & 34th Streets  
New York, N.Y. 10001*

*Store and Mail Order Hours:  
Sun. 10-5, Mon. thru Thurs. 9-7  
Fri. 9-1, Sat. Closed*

*For Orders Call:*

**800-947-9928**

**212-444-5028**

*or FAX (24 Hours):*

**800-947-9003**

**212-444-5001**

*On the Web:*

***www.bhphotovideo.com***

*We Ship Worldwide*



# "THE PROFESSIONAL'S SOURCE"

FOR ORDERS CALL: **800-947-9928** 212-444-5028  
OR FAX (24 HOURS): **800-947-9003** 212-444-5001

Store & Mail Order Hours:  
Sunday 10-5  
Monday thru Thursday 9-7  
Friday 9-1 • Saturday Closed

On the Web: <http://www.bhphotovideo.com>

420 Ninth Ave. (Bet. 33rd & 34th St.) New York, N.Y. 10001

## SONY

### DSR-200A 3-CCD Digital (DVCAM) Camcorder

Combining a compact and lightweight body with the superior picture quality of DSP (Digital Signal Processing) and the DVCAM format, the DSR-200A is the ideal acquisition tool for video journalists, event and wedding videographers, stringers and production houses. 500 lines of horizontal resolution, 48kHz or 32kHz digital audio, three hour record time, and minimum illumination of 3 lux is only the beginning. Other features include 16.9/4.3 capability, Steady Shot, high resolution 1-inch viewfinder, time code operation, time/date superimposition and an IEEE-1394 interface for direct digital white-patch output. Offers full automatic as well as manual control of focus, iris, gain, white balance and shutter speed.



- Variable servo 10X optical power zoom lens goes from 5.9 to 59mm in 1.7 to 24 seconds. The manual zoom rocker is continuously variable right up to where the digital 20X zoom kicks in.
- Sony's Super Steady Shot reduces high frequency camera shake without compromising image quality. SteadyShot uses horizontal and vertical motion sensors that allow it to work accurately while zooming, moving (even shooting from a car), and shooting in low light conditions.
- Has digital effects including audio and video fade, overlap and Slow Shutter.
- Automatic and manual focus, iris, shutter, gain and white balance. Iris is adjustable in 12 levels from F1.6 to F11, shutter from 1/4 to 1/10,000 of a second in 12 steps, Gain from -3dB to +18dB in 8 steps.
- Zebra Pattern indicator, built-in ND filter.
- Custom Preset function lets you preset, store and recall custom settings for color intensity, white balance (bluish or reddish), sharpness and brightness.

- Stores Photo, Date/Time, Shutter Speed, Iris, Gain and F-stop for easy recall. So if you have to re-shoot, you know your original settings for every scene and frame.
- Records Drop/Non-Drop Frame Time code. Time code can be read either as RC time code or as SMPTE time code.
- Has a large 1-inch B&W viewfinder with 550 lines of resolution for easy focusing even in low contrast lighting situations. Separate information sub panel displays time code, battery time, tape remaining and other camcorder functions without cluttering up the viewfinder.
- Records 16-bit/48kHz audio on one stereo track or 12-bit/32kHz with two pairs of stereo tracks (L1/R1, L2/R2), so you can add stereo music or narration.
- One-point stereo electret condenser mic for clear stereo separation. Directivity can be selected from 0°, 90° & 120°.
- Automatic & manual (20-step) audio level record controls. Monitor audio with headphones or from the LCD panel which has an active VU meter.
- XLR input connectors for mics and audio equipment.

### DSR-20/40 DVCAM Player/Recorders

The DSR-20 and DSR-40 are versatile DVCAM VCRs with compact chassis and a variety of convenient functions for recording, playback and simple editing. They feature Auto Repeat Playback, Power-On Recording/Playback, multiple machine control interfaces and i.LINK (IEEE1394) input and output. And, of course, they offer the stunning image and sound quality inherent to the DVCAM format.

- They both offer i.LINK (IEEE1394) input and output. In addition, in the "Digital dubbing including TC Copy" mode, full information of video, audio and time code of the original tape can be copied to another tape. Especially useful when making working copies of the original.

#### Inputs and Outputs

- They provide a full range of analog video inputs and outputs for integration into current analog-based systems. They both offer composite and S-Video input/output, while the DSR-40 (only) offers a component output as well. The DSR-20 is equipped with analog audio inputs and outputs (RCA), the DSR-40 with RCA inputs and XLR-balanced output. These connections in combination with their i.LINK interface allow a smooth transition to an all digital system in the future.

#### Record/Playback Functions

- Automatic repeat function for repeated playback. After reaching either the end of the tape, the first blank por-

tion or the first index point, the DSR-20/40 automatically rewinds the tape, then starts playing back the segment again.

- They are capable of searching for Index Points, which are recorded on the tape as "in-point" marks every time a recording starts. They can also search for photo data recorded on a DVCAM cassette by the DSR-200A/300/PD-100, or where the recording date has been changed.

#### Reference Input

- External sync input enables synchronized playback with other VCRs. Especially important in A/B Roll configurations. In addition, the DSR-40 only allows adjustment of H-sync and SC phase via the menu.

#### Control S Interface

- The DSR-20/DSR-40 have a Control S input allowing control via the optional DSRM-20 Remote Control.
- The DSR-20 adds a Control S output connector allowing two or more (up to 50) DSR-20s to be daisy-chained and controlled from one DSRM-20.

#### DSR-20 Only

- In addition to Control L, the DSR-20 also incorporates an RS-232 interface for remote control of basic VCR functions from a PC.
- Supplied with the RMT-DS20 Wireless Remote for control of basic VCR functions.

#### DSR-40 Only

- Controlled either manually or via its RS-422A interface.
- The DSR-40 is not equipped with a synchronization capability; the editing accuracy is performed by pre-roll and play-

### DSR-30 DVCAM Digital VCR

The DSR-30 is an industrial grade DVCAM VCR that can be used for recording, playback and editing. DV standard 4:1:1 sampling digital component recording with a 5:1 compression ratio provides spectacular picture quality and multi-generation performance. It has a Control L interface for editing with other Control L based recorders such as the DSR-200A DVCAM Camcorder or another DSR-30. It also has a continuous auto repeat playback function making it ideal for kiosks and other point of information displays. Other features include high quality digital audio, IEEE-1394 Digital interface and external time recording. The DSR-30 can accept both Mini and Standard DVCAM cassettes for up to 184 minutes of recording time, and can playback consumer DV tapes as well.



- Records PCM digital audio at either 48kHz (16-bit 2 channel) or at 32kHz (12-bit 4 channel).
- Equipped with Control L, capable of SMPTE Time Code based accurate editing even without an edit controller. Built in editing functions include assemble and separate video and audio insert.
- By searching for either an index point or Photo Data recorded by the DSR-200A camcorder, the DSR-30 drastically cuts the time usually required for editing. The DSR-30 can record up to 135 Index points on the Cassette Memory thanks to its 16K bits capability.
- Audio lock ensures audio is fully synchronized with the video for absolute precision when doing an insert edit.

- Built-in control tray has a jog/shuttle dial, VCR and edit function buttons. The jog/shuttle dial allows picture search at -1/5 to 15X normal speed and controls not only the DSR-30 but also a player hooked up through its LANC interface.
- DV In/Out (IEEE 1394) for digital dubbing of video, audio and data ID with no loss in quality.
- Analog audio and video input/outputs make it fully compatible with non-digital equipment. Playback compatibility with consumer DV tapes allows you to work with footage recorded on consumer-grade equipment. Tapes recorded in the DSR-30 are also compatible with Sony's high-end DVCAM VCR's.



## Panasonic Broadcast & Television Systems



### AG-EZ1 3-CCD Digital Video Camcorder

- Digital recording delivers 500 lines of horizontal resolution with no noise (S/N ratio is 54dB).
- 10:1 power and 20:1 digital zoom lens. Both zooms are adjustable in four speeds (3.5-15 sec.) For extreme close-ups the lens can focus up to 1/4" from the subject.
- Audio is also digital, using PCM (Pulse Code Modulation) for quality that rivals CDs. Choose between two-channel 16-bit recording or two sets of 12-bit stereo with the second set reserved for uses such as narration.
- Huge 1.5" 180,000 pixel color viewfinder provides 400 lines of resolution and displays all automatic and manual functions on demand.
- Variable speed shutter from 1/60-1/8000 of a second.
- Built-in SMPTE time code generator.
- Digital Electronic Image Stabilizer (DEIS) compensates for jittery videos especially when the digital zoom is employed.



\$1695

- Digital "Photo-Shot" lets you record a still-frame or six seconds while audio continues as normal. 290 still pictures can be recorded on a single 30-minute tape.
- Three ways to easily find previously recorded scenes:
  - TopScan plays back the first few seconds of each segment, providing a handy way to review an entire tape.
  - Record/Review rewinds the camcorder and plays the last 10 seconds of the last recorded scene.
  - Indexing encodes the first scene shot on a given day, to quickly find the starting point of each day's shooting.



## JVC GY-DV500

### 1/2-inch 3-CCD Professional DV Camcorder

The world's first DV camcorder designed from the ground up for professional ENG work, the GY-DV500 combines the convenience and cost-effectiveness of Mini DV with the performance and features you need. It incorporates three 1/2-inch CCDs for superior picture performance (equivalent to 750 lines of resolution) super-sensitivity of F11 at 2000 lux and minimum illumination of 0.75 lux (LoLux mode). Ruggedly constructed with a rigid diecast magnesium housing providing the durability professionals crave, the GY-DV500's compact design and light weight (less than 11 lbs. fully loaded) makes it extremely portable. Additional features like the menu dial and Super Scene Finder assure ease-of-use and shooting flexibility, while the IEEE1394 and RS-232 interface allow integration into various non-linear and post-production systems. A professional camcorder in every sense, the compact, lightweight GY-DV500 redefines acquisition for corporate, educational, cable and broadcast production, as well as wedding videography and multimedia applications.



- Applies JVC's DSP with advanced 1/4-bit video processing to bring out more natural details, eliminate spot noise, accurately reproduce dark areas, and restore color information in dark areas.
- Three high-density 1/2" 380,000 pixel IT CCDs ensure the best possible image quality.
- CCDs are equipped with advanced circuitry to virtually eliminate vertical smear when shooting bright lights in a dark room. Ensures efficient light conversion with a sensitivity of F11 at 2000 lux.
- CCD Defect Correction function evaluates white defects with the lens closed and then stores their addresses in memory. When the camera is turned on, the data is sent to the DSP for storage and real-time correction.
- Black Stretch/Compression function ensures accurate reproduction of black areas on the screen. Advanced color matrix circuits give even difficult images a very natural appearance.
- Multi-stream parallel digital pipeline processing at 40 MHz creates an ultra-smooth gamma curve, calculated using a true log scale algorithm. The result is a dynamic range of 600% to accurately reproduce fine details and colors in shadows or highlights.

#### Professional Performance

- When activated, the LoLux mode increases sensitivity with almost no increase in noise. LoLux lets you capture high-quality video footage with excellent color balance at just 0.75 lux minimum illumination.
- Multi-zone iris weighting system gives priority to objects at the central and lower portions of the picture for accurate auto exposure under any condition even if a bright subject moves into the picture.
- Adjustable gamma for adjusting the "feel" of the picture recorded to taste. Adjustable detail recovery for setting picture sharpness for a bolder or finer look.
- Viewfinder status display uses characters and menus to display selected information, including audio indicator, tape and battery remaining time, VCR operation and warning indicators. Camera settings and setup parameters can also be checked at a glance. A built-in menu dial lets you quickly navigate through the viewfinder menu.
- Highlight Chroma Processing maintains color saturation in highlights. The result is natural color reproduction, even in bright highlight portions of the picture.
- Smooth Transition mode ensures a smooth transition with no jump in color or light level taking place when manually changing gain or white balance settings.

#### Professional Audio

- To complement its superior video performance, the GY-DV500 offers outstanding digital PCM sound. You can choose between two 16-bit 48-kHz channels or two 12-bit 32-kHz channels with a dynamic range of 85 dB.

- In addition to camera mounted mic, has two XLR-balanced audio inputs with 48v phantom power and manual audio control. Phantom power can be switched off when not in use.
- Side-mounted speaker lets you monitor audio in playback and recording modes without headphones. The speaker also delivers audible warnings.

#### Compact and Lightweight

- Measuring 10-7/8 x 9-11/16 x 5-1/8 the GY-DV500 amazingly enough is almost half the size of the GY-X2B. Weight is carefully balanced for ease of use in an ENG environment and extended shooting.
- Consumes less than 20W of power, eliminating the need for cumbersome & heavy, large-capacity battery packs.

#### Automatic Functions

- Full Auto Shooting (FAS) mode for point-and-shoot ease of operation. You simply zoom and focus. Activating the Full Auto Shooting sets the camera to the Auto Iris Mode. Even if the lens is set to manual, Automatic video level control (ALC) is also activated, along with Extended Electronic Iris (EEL) and Full Auto White, which provide both variable gain and variable shutter. Shoot continuously from a dark area to a bright area without changing Gain, Iris or ND filter.
- ALC (Automatic Level Control) with EEL (Extended Electronic Iris) for continuous shooting in all light levels — no need to switch gain settings or ND filter.
- Continuous Auto Black (CAB) circuit assures perfect Black Balance in a changing environment without having to interrupt shooting.
- Accu-Focus activates the electronic shutter for approximately ten seconds, forcing open the Iris. As a result, the depth of focus is minimized, and the lens can be focused quickly and precisely.

#### Conveniences

- Time code and index IDs allow frame accurate non-linear editing and mastering on standard formats with quick easy access to any target point.
- LCD display system lets you switch or set functions, while referring to the counter or the on-screen display. Mode selection and Initialization are also available via the menu display. Back-lit display supports shooting in dark areas.
- Back tally lamp lights to let you know that the camera is entering the Record mode; it flashes during the transition to the Record mode and when an error is detected in the camera.
- Variable Scan function allows flicker-free shooting of computer monitors. Shutter speeds can be set from 1/60 to 1/196.7 of a second in 255 increments to precisely match the scan rate of the monitor.
- Tape/Battery Remaining indicator means you always know exactly how much tape and battery power remains.

SEVEN DAY CUSTOMER SATISFACTION GUARANTEE

Circle (169) on Free Info Card



# THE PROFESSIONAL'S SOURCE FOR PHOTO,

FOR ORDERS CALL: **800-947-9928** OR FAX (24 HOURS): **800-947-9003**  
**212-444-5028** **212-444-5001**

**MOST ORDERS SHIPPED WITHIN 24 HOURS**  
**OVERNIGHT SERVICE AVAILABLE**

On the Web: <http://www.bhphotovideo.com>

## antonbauer HyTRON 50 Battery

Weighing a mere 31oz (880 grams) and packing 50 Watt-hours of energy - enough to operate a typical ENG camcorder for two hours, the HyTRON 50 is the most advanced lightweight battery in the industry.

- Made possible by recent advancements in a cell technology originally designed for the mobile computing industry, it incorporates nickel metal hydride cells that provide the highest energy density of any rechargeable cylindrical cell available. High performance is further assured through the integration of Anton/Bauer InterActive digital technology.
- Equipped with an on-board "fuel computer" which monitors energy input and output as well as critical operating characteristics and conditions. This data is communicated to the InterActive charger to ensure safety and optimize reliability.
- In addition, remaining battery capacity information is available by means of an LCD display on each battery and in the view-finder of the most popular broadcast & professional camcorders.
- Special low voltage limiter prevents potentially damaging over-discharge.

Specifications: 14.4 V, 50 WH (Watt Hours)  
 5-3/4" x 3-1/2" x 2-1/4", 1.9 lbs (880g)  
 Typical runtime: 2 hours @ 25 Watts 3 hours @ 17 Watts

## QUAD 2702/2401 Four-Position Power/Chargers

The lightest and slimmest full featured four position chargers ever, they can fast charge four God Mount batteries and can be expanded to charge up to eight. They also offer power from any AC main in a package the size of a notebook computer and weighing a mere four lbs! The 40 watt 2401 can charge ProPacs in two hours and TimPacs in one. Add the Diagnostic/ Discharge module and the QUAD 2401 becomes an all purpose power and test system. The 70 watt QUAD 2702 has the module and is the ultimate professional power system.

## STEADICAM VIDEO SK

### Steadicam Video SK2

Incorporating the same design principles as its larger Oscar and Emmy winning Steadicam cousins, the Video SK 2 is designed for cameras weighing from 9-19 lbs. Far more compact and less complex, the complete SK2 system - stabilizer arm and vest-weighs a mere 21 lbs, and fits neatly into the trunk of a car.



Balancing is easier than ever and a single battery operates both camera and Steadicam. In fact, the SK2 is the only Steadicam simple enough to be operated without workshop training. A comprehensive instructional video will have you up and running in hours. But make no mistake, the lightweight Video SK2 performs like a true heavyweight.

Shoot on the move effortlessly, without cranes, booms or dollies. The sled-mounted monitor offers a crystal-clear picture, so your eyes are no longer glued to your camera's eyepiece. And with the weight spread comfortably over your torso you can shoot on the run, climbing stairs or even from a moving vehicle. With one smooth tracking shot capture what used to require five or six setups. An optional low-mode bracket can further enhance your creativity. Whether you shoot commercials, industrials or documentaries, the SK2 lets you offer more flexibility that ever before. If you can imagine a shot, you can shoot it more efficiently, more economically and more creatively than with any other equipment.

## GLIDECAM

### V-16 AND V-20 Camera Stabilization Systems

The V-16 and V-20 allow you to walk, run, go up and down stairs, shoot from moving vehicles and travel over uneven terrain without any camera instability or shake. The V-16 stabilizes cameras weighing from 10 to 20 pounds and the V-20 from 15 to 26 pounds. They are both perfect for shooting the type of ultra-smooth tracking shots that take your audience's and client's breath away - instantly adding high production value to every scene. Whether you are shooting commercials, industrials, documentaries, music videos, news, or full length motion pictures, the Glidecam "V" series will take you where few others have traveled.



## sachtler

### Tripods and Fluid Heads

### DV Systems—Digital Support for Every Budget

Today's compact digital cameras require light, fast and highly versatile camera support systems. Starting from the DV2 all the way up to the DV12, Sachtler has a solution tailored for just about every conceivable digital camera package available today. All feature Sachtler's patented counterbalance system and Touch and Go weight plates. And all except the DV2 feature sliding camera platform to ease in the balancing of your camera.

#### DV2 System

- The smallest head of the Sachtler's line.
- Sachtler Touch and Go quick release with automatic camera lock and safety lever/drop protection
- One step of dynamic counterbalance
- Frictionless leak proof fluid damping with one levels of drag
- Vibrationless vertical /horizontal brakes
- Built in bubble for horizontal leveling
- Single Stage 75mm Tripod DA 75 Long
- Lightweight floor spreader SP 75

This system (0210) consists of:  
 Fluid Head (DV-2), Long Tripod (DA 75), floor spreader (SP 75)

#### DV4XD System

- Same as the DV4 PLUS —
- Five step of dynamic counterbalance
  - Five step of vertical and horizontal drag
- DV4XD System (0610) consists of:  
 Fluid Head (DV-6), Long Tripod (DA 75), floor spreader (SP 75)

#### DV4 System

- Sliding balance plate
- Touch and Go quick release with automatic camera lock and safety lever/drop protection
- One step of dynamic counterbalance
- Frictionless leak proof fluid damping with one levels of drag
- Vibrationless vertical /horizontal brakes
- Built in bubble for horizontal leveling
- Single stage 75mm long tripod DA 75
- Lightweight floor spreader SP 75

DV4 System (0410) consists of:  
 Fluid Head (DV-4), Long Tripod (DA 75), floor spreader (SP 75)

#### DV8 System

Same as DV6 PLUS — • Greater load capacity  
 DV8 System (0810) consists of:  
 Fluid Head (DV-8), Long Tripod (DA 75), floor spreader (SP 75)

#### DV12

Same as DV8 PLUS — • Great Load Capacity • Fits 100mm tripods



## QTV

### 15" and 17" On Camera Promoters

The 15" and 17" On Camera promoter is the industry standard and designed for use with any camera, for any application. The high contrast, high resolution monitor, created by QTV, is the result of state of the art components and design. The monitor permits a much greater degree of tilt because of its cutaway feature. Its VPS Eyeline feature superimposes copy over the camera lens, enabling the reader to maintain maximum eye-to-eye contact. It's easy and comfortable to read. QTV's On Camera promoter will make sure the talent has clear access to the promoter. The 17" model has a viewing area of 123 sq. inches, 39% more than the 15" model. The 15" On Camera promoter is also available in a free standing pedestal model, which can be utilized both in the studio and in remote situations.



#### MVP-12

The MVP-12 incorporates QTV's latest design technology for studio and EFP prompting. The MVP-12 features the most advanced circuitry for a promoter of this size. Fully self-contained, it offers his brightness and high resolution that ensures unmatched ease of readability for the speaker. The MVP-12 is powered by AC or DC current utilizing the Sony

type MP-1 or Anton Bauer 13-14 volt batteries, allowing on-location as well as studio prompting. It weighs only 19 lbs. including the quick release roller plate for fast mounting and balancing. Below the lens mounting is utilized resulting ideal counter balancing for ease of operation.

#### MVP-9 Mini Videoprompter

The MVP-9 mini videoprompter is designed for use with smaller cameras and small spaces. The same level of performance is achieved as the larger CRT based units but in a smaller configuration that is powered by AC or DC current (as above). Created for the new generation of smaller, lighter

cameras, the MVP-9 weighs only 17 1/2lbs and both the monitor and camera mount set up quickly and easily. As with the other units the VPS Eyeline feature assures maximum eye contact with lens while easily reading the script. It packs up very tightly, making it easy to take anywhere.

## SONY

### PVW-2600/PVW-2650/PVW-2800

#### Betacam SP Pro Series

Whenever versatility and no compromise performance is needed, there is only one choice. Legendary reliability and comprehensive support for its many users has established the PVW series as the standard in broadcast and post production. The PVW Series includes the PVW-2600 Player, PVW-2650 Player with Dynamic Tracking and the PVW-2800 Editing Recorder. They feature built-in TBCs, LTC/VITC time code operation and RS-422 serial interface. They also offer composite, S-Video and component video inputs and outputs. Most important they are built for heavy, every day duty.

- Built-in TBC's and digital dropout compensation assure consistent picture performance. Remote TBC adjustment can be done using the optional BVR-50 TBC Remote Control.
- The PVW-2600, PVW-2650 and PVW-2800 (generates as well) read VITC/LTC time code as well as User Bits, Ext/Int time code, Regen/Preset, or Rec-Run/Free-Run selections
- Built-in character generator displays time code or CTL data.
- Set-up menu for presetting many functional parameters.
- Two longitudinal audio channels with Dolby C-type NR.
- Recognizable monochrome pictures at up to 24X normal speed in forward and reverse. Color at speeds up to 10X

- Two types of component connection; three BNC connectors or a Betacam 12-pin dub connector. They have composite and S-Video signals as well.

#### PVW-2650 Only

- Dynamic Tracking (DT) playback from -1 to +3 times normal speed.

#### PVW-2800 Only

- Built-in comprehensive editing facilities.
- Dynamic Motion Control with memory provides slow motion editing capability.



### 800 SERIES UHF WIRELESS MICROPHONE SYSTEMS

Consisting of 5 handheld and bodypack transmitters and 6 different receivers, Sony's UHF is recognized as the outstanding wireless mic system for professional applications. Operating in the 800 MHz band range, they are barely affected by external noise and interference. They incorporate a PLL (Phase Locked Loop) synthesized control system that makes it easy to choose from up to 282 operating frequencies, and with the use of Sony's pre-programmed channel plan, it is simple to choose the correct operating frequencies for simultaneous multi-channel operation. Additional features, like space diversity reception, LCD indicators, reliable and sophisticated circuit technology ensure low noise, wide dynamic range, and extremely stable signal transmission and reception. Ideal for broadcasting stations, film production facilities, and ENG work.



## PROFESSIONAL VIDEO TAPES



| Professional Grade VHS     |       |                  |       |
|----------------------------|-------|------------------|-------|
| PG-30                      | 2.39  | PG-60            | 2.39  |
| PG-120                     | 2.79  |                  |       |
| Broadcast Grade VHS Box    |       |                  |       |
| BGR-30                     | 3.29  | BGR-60           | 3.99  |
| BGR-120                    | 4.49  |                  |       |
| H471S S-VHS Double Coated  |       |                  |       |
| ST-30                      | 6.69  | ST-60            | 7.49  |
| ST-120                     | 7.69  |                  |       |
| M221 Hi 8 Double Coated    |       |                  |       |
| Metal Particles            |       | Metal Evaporated |       |
| P630HMP                    | 4.99  | E630HME          | 7.69  |
| P660HMP                    | 6.29  | E660HME          | 10.19 |
| P6120HMP                   | 8.29  | E6120HME         | 13.59 |
| M321SP Metal Betacam (Box) |       |                  |       |
| 05S                        | 11.99 | 10S              | 12.49 |
| 20S                        | 12.99 | 20S              | 12.99 |
| 30S                        | 14.99 | 60L              | 24.95 |
| 90L                        | 39.95 |                  |       |
| DP121 DVC PRO              |       |                  |       |
| 12M (Med.)                 | 7.49  | 23M              | 8.79  |
| 33M                        | 10.99 | 63M              | 19.99 |
| 64L (Lg.)                  | 22.50 | 94L              | 39.99 |

## maxell

### HiB Metal Particle (XRM)

| P6-120 XRM                           | 6.99 |
|--------------------------------------|------|
| Broadcast Quality HiB Metal Particle |      |
| P6-30 HM BQ                          | 5.39 |
| P6-120 HM BQ                         | 7.99 |

| P/1 PLUS VHS |      |            |      |
|--------------|------|------------|------|
| T-30 Plus    | 1.69 | T-60 Plus  | 1.99 |
| T-90 Plus    | 2.09 | T-120 Plus | 2.69 |

| HGX-PLUS VHS (Box) |      |               |      |
|--------------------|------|---------------|------|
| HGXT-60 Plus       | 2.69 | HGXT-120 Plus | 2.99 |
| HGXT-160 Plus      | 3.99 |               |      |

| BQ Broadcast Quality VHS (Box) |      |         |      |
|--------------------------------|------|---------|------|
| T-30 BQ                        | 3.89 | T-60 BQ | 3.99 |
| T-120 BQ                       | 5.99 |         |      |

| BQ Professional S-VHS (In Box) |      |           |       |
|--------------------------------|------|-----------|-------|
| ST-31 BQ                       | 6.79 | ST-62 BQ  | 6.99  |
| ST-126 BQ                      | 7.45 | ST-182 BQ | 13.99 |

| Betacam SP |       |         |       |
|------------|-------|---------|-------|
| B30MSP     | 13.49 | B60MLSP | 19.99 |
| B90MLSP    | 29.95 |         |       |

## Panasonic

| Mini DV Tape |       |                     |          |
|--------------|-------|---------------------|----------|
| AY DVM-30    | 6.49  | AY DVM-30 (10 Pack) | ea. 5.99 |
| AY DVM-60    | 7.99  | AY DVM-60 (10 Pack) | ea. 7.49 |
| AY-DVM180    | 12.99 | AY-DVM120           | 20.95    |

| DVCPRO           |       |         |       |
|------------------|-------|---------|-------|
| AJ-P12M (Medium) | 6.99  | AJ-P24M | 9.99  |
| AJ-P33M          | 11.19 | AJ-P66M | 19.49 |
| AJ-P66L (Large)  | 20.99 | AJ-P94L | 29.99 |
| AJ-P126L         | 38.95 |         |       |

## SONY

| Hi-8 Professional Metal Video Cassettes |      |            |       |
|---|------|------------|-------|
| P6-30 HMPX                              | 4.59 | P6-30 HMEX | 7.99  |
| P6-60 HMPX                              | 6.49 | P6-60 HMEX | 10.99 |
| P6-120HMPX                              | 8.49 | P6-120HMEX | 14.99 |

| PR Series Professional Grade VHS |      |        |      |
|----------------------------------|------|--------|------|
| T-30PR                           | 2.39 | T-60PR | 2.59 |
| T-120PR                          | 2.79 |        |      |

| PM Series Premier Grade Professional VHS |      |  |  |
|--|------|--|--|
| T-60PM                                   | 3.99 |  |  |

| BA Series Premier Hi-Grade Broadcast VHS (In Box) |      |        |      |
|---|------|--------|------|
| T-30BA  | 3.59 | T-60BA | 3.99 |
| T-120BA   | 4.79 |        |      |

| MQ Master Quality S-VHS (In Box) |      |         |      |
|----------------------------------|------|---------|------|
| MQST-30                          | 7.49 | MQST-60 | 7.79 |
| MQST-120                         | 7.99 |         |      |

| BRS 3/4" U-matic Broadcast Standard (In Box) |      |                   |       |
|--|------|-------------------|-------|
| KCS-10 BRS (mini)                            | 8.69 | KCS-20 BRS (mini) | 8.99  |
| KCA-10 BRS                                   | 8.19 | KCA-20 BRS        | 8.69  |
| KCA-30 BRS                                   | 9.60 | KCA-60 BRS        | 13.39 |

| XBR 3/4" U-matic Broadcast Master (In Box) |       |                   |       |
|--|-------|-------------------|-------|
| KCS-10 XBR (mini)                          | 8.79  | KCS-20 XBR (mini) | 10.59 |
| KCA-10 XBR                                 | 8.29  | KCA-20 XBR        | 10.69 |
| KCA-30 XBR                                 | 11.99 | KCA-60 XBR        | 15.69 |

| KSP 3/4" U-matic SP Broadcast (In Box) |       |                |       |
|--|-------|----------------|-------|
| KSP S10 (mini)                         | 8.59  | KSP S20 (mini) | 11.09 |
| KSP-10                                 | 10.09 | KSP-20         | 11.59 |
| KSP-30                                 | 12.99 | KSP-60         | 16.99 |

| BCT Metal Betacam SP Broadcast Master (Box) |           |                 |       |
|---|-----------|-----------------|-------|
| BCT-5M (small)                              | 12.29     | BCT-10M (small) | 13.09 |
| BCT-20M (small)                             | 13.29     | BCT-30M (small) | 13.99 |
| BCT-30M (small) (50 Pack)                   | ea. 13.49 |                 |       |
| BCT-30ML                                    | 18.99     | BCT-60ML        | 21.99 |
| BCT-90ML                                    | 27.95     |                 |       |

| Mini DV Tape        |       |                    |       |
|---------------------|-------|--------------------|-------|
| DVM-30EXM w/Chip    | 12.99 | DVM-60EXM w/Chip   | 17.99 |
| DVM-30EX "No Chip"  | 11.99 | DVM-60EX "No Chip" | 13.99 |
| DVM-120EX "No Chip" | 7.99  | DVM-60PR "No Chip" | 9.99  |

| Full Size DV Tape with Memory Chip |       |           |       |
|------------------------------------|-------|-----------|-------|
| DV-120MEM                          | 24.99 | DV-180MEM | 26.99 |

| PDV Series Professional DVCMC Tape |       |                      |       |
|------------------------------------|-------|----------------------|-------|
| PDVM-12ME (Mini)                   | 15.25 | PDVM-22ME (Mini)     | 16.25 |
| PDV-32ME (Mini)                    | 16.99 | PDVM-40ME (Mini)     | 15.99 |
| PDV-94ME (Standard)                | 33.49 | PDV-124ME (Standard) | 37.99 |
| PDV-184ME (Standard)               | 44.95 | PDVN-64N             | 24.95 |
| PDVN-124N                          | 31.95 | PDVN-184N            | 39.95 |

# VIDEO and PRO AUDIO



TO INQUIRE ABOUT YOUR ORDER:  
**800 221-5743 • 212 239-7765**  
 OR FAX 24 HOURS:  
**800 947-2215 • 212 239-7549**

**New Address:**  
**420 Ninth Ave. (Bet. 33rd & 34th St.)**  
**New York, N.Y. 10001**



## FUJINON ENG LENSES



While ENG camera technology evolves faster and faster, delivering ever higher performance in ever smaller bodies, it has been increasingly difficult for lens manufacturers to improve quality while keeping size and weight to a minimum until recently. With Aspheric Technology (AT2) Fujinon has succeeded in manufacturing superior quality lenses that are both smaller and lighter than lenses of conventional spherical design. From the widest angle to the highest telephoto, Fujinon's broadcast hand-held style lenses offer unparalleled features and performance. In fact, they are so advanced and so optically superb they will reshape your thinking about how well a lens can perform.

Fujinon's broadcast hand-held lenses feature the very latest in optical and mechanical design, and manufacturing techniques. New EBC (Electron Beam Coating) reduces flare and improves contrast, while AT2 Aspheric Technology improves corner resolution and reduces chromatic aberration. And all except the 36:1 Super Telephoto offer the exclusive "V-Grip" and Quick Zoom.

**A15X8EVM Standard Zoom Lens**  
 A versatile performer in a compact package, offers AT2, inner focus, Quick Zoom and the "V-Grip" ..... **7495.95**

**A20X8EVM Standard/Telephoto Zoom Lens**  
 Combines additional focal length with AT2, inner focus, Quick Zoom and the "V-Grip" ..... **11,499.95**

## KNOX VIDEO

### RS4x4/8x8/16x16/16x8/12x2 Video/Audio Matrix Routing Switchers

Knox's family of high performance, 3-channel routing switchers are extremely versatile, easy-to-use and very affordable. Housed in an ultra-thin rack-mount chassis they accept and route (on the vertical interval) virtually any video signal, including off-the-air and non-timebase corrected video. They also route balanced or unbalanced stereo audio. The audio follows the video or you can route the audio separately (breakaway audio). Each of the switchers offers manual control via front panel operation. They can also be controlled remotely by a PC, a Knox RS Remote Controller, or by a Knox Remote Keypad via RS-232 port. Front panel LEDs indicate the current routed pattern at all times. Knox switchers are ideal for applications such as studio- $\epsilon$ ed control and switcher input control, plus they have an internal timer allowing timed sequence of patterns for surveillance applications as well.



- Accept and routes virtually any one-volt NTSC or PAL video signal input to any or all video outputs.
- Accept and route two-volt mono or stereo unbalanced audio inputs to any or all audio outputs.
- Video and audio inputs can be routed independently they don't need to have the same destination.
- Can store and recall preset cross-point patterns. (Not available on RS12x2.)
- Front panel key-pad operation for easy manual operation
- Can also be controlled via RS-232 interface with optional RS Remote Controller or Remote Keypad.
- Front panel LED indicators display the present routing patterns at all times.
- An internal battery remembers and restores the current pattern in case of power failure.
- Internal vertical interval switching firmware allows on-air switching.
- Housed in a thin profile rackmount 1" chassis.
- Also except the RS12x2 are available in S-Video versions with/without audio.
- Models RS16x8 and RS16x16 are also available in RGB/component version.
- With optional Remote Video Readout, the RS16x8 and RS16x16 can display active routes on a monitor at remote locations, via a composite signal from a BNC connector on the rear panel.
- The RS4x4, RS8x8 and RS16x16 are also available with balanced stereo audio. They operate at 660 ohms and handle the full range of balanced audio up to +4 dB with professional quick-connect, self-locking, bare-wire connectors.

## CHYRON PC-CODI & PC Scribe

### Text and Graphics Generator and Video Titling Software

PC-CODI incorporates a broadcast quality encoder and a wide bandwidth linear keyer for the highest quality realtime video character generation and graphics display. A video graphics software engine running under Windows 95/NT, PC Scribe offers a new approach and cost effective solution for composing titles and graphics that is ideal for video production and display applications. Combined, they're a total solution for realtime character generation with the quality you expect from Chyron.



#### PC-CODI Hardware:

- Fully-antialiased displays
- Display and non-display buffers
- Less than 10 nanosecond effective pixel resolution
- 16.7 million color selections • Fast, realtime operations
- Character, Logo and PCX image transparency
- Variable edges: border, drop shadow and offset
- Full position and justify control of character and row
- User definable intercharacter spacing (squeeze & expand)
- Multiple roll/crawl speeds • Automatic character kerning
- User definable tab/template files
- Shaded backgrounds of variable sizes and transparency
- Software controlled video timing

#### PC-Scribe Software:

- Number of fonts is virtually unlimited. Also supports most international language character sets. Fonts load instantly and the level of anti-aliasing applied is selectable.
- Adjust a wide range of character attributes. Wide choice of composition tools.
- Characters, words, rows and fields can color flash
- Character rolls, crawls and reveal modes. Speed is selectable and can be auto timed with pauses. Messages can be manually advanced or put into sequences along with page transitions.

- User definable read effects playback wipes, pushes, fades
- NTSC or PAL sync generator with genlock
- Board addressability for multi-channel applications
- Auto display sequencing • Local message/page memory
- Preview output with safe-title/cursor/menu overlay
- Composite and S-video input with auto-genlock select

PC-CODI and PC-Scribe Bundle ..... **2995.00**

## TRUEVISION/Avid

### Professional Video Production Workstation

Incorporating the award-winning TARGA 1000 video card and Avid MCXpress NT non-linear editing software, this fully-configured workstation meets the needs of production professionals, corporate communicators, educators and Internet authors.

#### TARGA 1000 Features:

- The TARGA 1000 delivers high processing speed for video and audio effects, titling and compositing. Capture, edit and playback full-motion, full-resolution 60 fields per second digital video with fully synchronized CD-quality audio.
- Compression can be adjusted on the fly to optimize for image quality and/or minimum storage space. Has composite and S-video inputs/outputs. Also available with component input/output (TARGA 1000 PRO).

#### MCXpress Features:

The ideal tool for video and multimedia producers who require predictable project throughput and high-quality results when creating video and digital media for training, promotional/marketing material, local television and cable commercials, CD-ROM and Internet/intranet distribution. Based on Avid's industry-leading technology, it combines a robust editing functionality with a streamlined interface. Offers integration with third-party Windows applications, professional editing features, powerful media management, title tool and a plug-in effects architecture. It also features multiple output options including so you save time and money by reusing media assets across a range of video and multimedia projects.

### TARGA 1000/MCXpress Turnkey Systems:

- 300-watt, 6-Bay full tower ATX chassis
  - Pentium ATX motherboard with 512K cache
  - Pentium III- 450 MHz Processor
  - Matrox Millennium II AGP 4MB WRAM display card
  - 128MB 10ns 168-Pin (DIMM) S-DRAM
  - IBM 10GB IDE System Drive
  - Seagate Barracuda External 9.1GB SCSI-3 ultra-wide capture drive
  - Adaptec AHA-2940U2W Ultra Wide SCSI-3 controller card
  - Teac CD-532e 32X EIDE internal CD-ROM drive • 3.5" floppy drive
  - Altec-Lansing ACS-48 3-piece deluxe speaker system
  - Viewsonic G771 17" (1280 x 1024) monitor (0.27mm dot pitch)
  - Microsoft MS Mouse • Focus 2001A keyboard
  - Avid MCXpress for Windows NT • Windows NT 4.0 operating system
  - Truevision TARGA 1000 or 1000 Pro Video Capture Card
- With TARGA 1000 ..... **\$5995.00**  
 With TARGA 1000 Pro (component input/output) ..... **\$6495.00**



## LEADER

Manufacturing test and measurement equipment for over 40 years. Leader Instruments is the standard which others are measured against for reliability, performance, and most important—cost effectiveness.

### 5860C WAVEFORM MONITOR

A two-input waveform monitor, the 5860C features 1H, 1V, 2H, 2V, 1 s/div and 2V mag time bases as well as vertical amplifier response choices of flat, IRE (low pass), chroma and DIF-STEP. The latter facilitates easy checks of luminance linearity using the staircase signal. A PIX MON output jack feeds observed (A or B) signals to a picture monitor, and the unit accepts an external sync reference. Built-in calibrator and on-off control of the DC restorer is also provided.

### 5850C VECTORSCOPE

The ideal companion for the 5860C, the 5850C adds simultaneous side-by-side waveform and vector monitoring. Featured is an electronically-generated vector scale that precludes the need for fussy centering adjustments and eases phase adjustments from relatively long viewing distances. Provision is made for selecting the phase reference from either A or B inputs or a separate external timing reference.



### 5100 4-Channel Component / Composite WAVEFORM

The 5100 handles three channels of component signals, plus a fourth channel for composite signals, in mixed component / composite facilities. Features are overlaid and parade waveform displays, component vector displays, and automatic bow-tie or "shark fin" displays for timing checks. Menu-driven options select format (525/60, 625/50, and 1125/60 HDTV), full line-select vector calibration, preset front-panel setups and more. On-screen readout of scan rates, line-select, preset numbers, trigger source, cursor time and volts.

### 5100D Digital Waveform/Vectorscope

The 5100D can work in component digital as well as component analog facilities (and mixed operations). It provides comprehensive waveform, vector, timing and picture monitoring capabilities. Menu driven control functions extend familiar waveform observations into highly specialized areas and include local calibration control, the ability to show or blank SAV/EAV signals in both the waveform and picture, the ability to monitor digital signals in GBR or YCbCr form, line select (with an adjustable window), memory storage of test setups with the ability to provide on-screen labels, flexible cursor measurements, automatic 525/60 and 625/50 operation and much much more.

### 5870 Waveform/Vectorscope w/SCH and Line Select

A two-channel Waveform/Vector monitor, the microprocessor-run 5870 permits overlaid waveform and vector displays, as well as overlaid A and B inputs for precision amplitude and timing/phase matching. Use of decoded R-Y allows relatively high-resolution DG and DP measurements. The 5870 adds a precision SCH measurement with on-screen numerical readout of error with an analog display of SCH error over field and line times. Full-raster line select is also featured with on-screen readout of selected lines, a strobe on the PIX MON output signal to highlight the selected line, and presets for up to nine lines for routine checks.

### 5872A Combination Waveform/Vectorscope

All the operating advantages of the 5870, except SCH, is deleted (line select retained), making it ideal for satellite work.

### 5864A Waveform Monitor

A two-input waveform monitor that offers full monitoring facilities for cameras, VCRs and video transmission links. The 5864A offers front panel selection of A or B inputs, the choice of 2H or 2V display with sweep magnification, and flat frequency response or the insertion of an IRE filter. In addition, a switchable gain boost of X4 magnifies setup to 30IRE units, and a dashed graticule line at 30 units on screen facilitates easy setting of master pedestal. Intensity and focus are fixed and automatic for optimum display. Supplied with an instruction manual and DC power cable.

### 5854 Vectorscope

A dual channel compact vectorscope, the 5854 provides precision checkout of camera encoders and camera balance, as well as the means for precise genlock adjustments for two or more video sources. Front panel controls choose between A and B inputs for display and between A and B for decoder reference. Gain is fixed or variable, with front panel controls for gain and phase adjustments. A gain boost of 5X facilitates precise camera balance adjustments in the field. Supplied with a DC power cable.

Designed for EFP and ENG (electronic field production and electronic news gathering) operations, they feature compact size, light weight and 12 V DC power operation. Thus full monitoring facilities can be reduced into the field and powered from NP-1 batteries, battery holders and vehicle power. Careful thought has been given to the continuation of operating controls to facilitate the maximum in monitoring options with the operating simplicity demanded in field work.

CORPORATE ACCOUNTS WELCOME

Circle (170) on Free Info Card

**SHOOK** World Class Quality  
Fast Delivery  
Electronics USA, Inc. Great Prices

Contact us for your next  
Turnkey or Rack Ready

ENG, DENG or DSNG VEHICLE

- Quality, Integrity, Value, Reliability
- Engineering, Excellence, Experience



**US** Tel: +1 210 651 5700  
Fax: +1 210 651 5220  
**Europe** Tel: +31 20 669 4668  
Fax: +31 20 669 0836  
Web: [www.shook-usa.com](http://www.shook-usa.com)  
E-mail: [shook@shook-usa.com](mailto:shook@shook-usa.com)

18975 Marbach Lane, Bldg. 200  
San Antonio, Tx 78266 USA

Circle (173) on Free Info Card

## 8-VSB MODULATOR

- For HDTV Terrestrial Broadcast System
- Conforms to ATSC Specs
- All Solid State Construction for High Reliability
- Digital Implementation for High Performance
- Indications for Lock and Error Conditions
- Options for
  - Non-Linear & Linear Pre-correction
  - External / Internal IOMHZ Reference
  - SMPTE-310M Input
  - Remote Control
  - SNR Quality Indicator
  - Demod / Remod




**KTech** Telecommunications, Inc.

15501 San Fernando Mission Blvd.  
Suite 100  
Mission Hills CA 91345  
PH (818) 361-2248 FAX (818) 270-2010  
INTERNET: [www.ktechtelecom.com](http://www.ktechtelecom.com)  
Email: [skuh@ktechtelecom.com](mailto:skuh@ktechtelecom.com)

Circle (174) on Free Info Card

## The Internet for Broadcasters



This book covers the effects of the Internet on broadcasting. The content includes technology and management articles, case studies, and a directory of Internet resources, which lists Web sites and e-mail addresses for equipment suppliers, services, information sources and organizations, as well as newsgroups and search facilities of interest to broadcast, video, and audio professionals. Paperback, 92 pp. ISBN #0-95178-267-3.


Call 800-543-7771  
to order!

[www.internettelephony.com](http://www.internettelephony.com)

Order #2673  
\$29.95

2673B

## Fiber Optics & DAs SDI HDTV Video Audio Data



- Digital distribution and fiber optic transport from 10 M to 1.5 Gbps.
- 10 by 1 Serial Digital Routing Switcher
- 12 Bit Composite Video and 24 Bit Audio Fiber Optic Transport System for Broadcast, STL, Head-end & Back-haul feeds available with Tactical Fiber.
- Video & Audio Automatic Gain, EQ & Chroma DAs for constant levels.

**MULTIDYNE**

web [www.multidyne.com](http://www.multidyne.com)  
email [info@multidyne.com](mailto:info@multidyne.com)

1-(800)-4TV-TEST Fax 1-(516)-671-3362

Please **CALL** or **VISIT** our **WEB SITE**  
for product information

Circle (175) on Free Info Card  
Visit Booth #3 at SMPTE Technical Conference

## “Great Article! Can we get copies for our clients and sales force?”

Whether it is an article, ad, or an interesting column, take advantage of this unique opportunity to promote your business and products through reprints-available from this magazine. Reprints are great promotional pieces and make excellent marketing tools... all at a minimal cost. Available in full-color or black and white, reprints can be obtained from any issue.



To turn this news benefit into one of  
your most powerful marketing tools,

call Jenny Eisele today at 913-967-1966  
or fax 913-967-1900  
or e-mail [jenny\\_eisele@intertec.com](mailto:jenny_eisele@intertec.com)



# Professional Services

**Video2Net, Inc.**  
Streaming Video Solutions for Broadcasters

Robert J. Gordon      624 W. Main St.  
President                Louisville, KY 40202  
bgordon@video2net.com      502-584-4100  
502-568-2501 fax  
www.video2net.com

**D.L. MARKLEY  
& Associates, Inc.**  
**CONSULTING ENGINEERS**  
2104 West Moss Ave.  
Peoria, Illinois 61604  
Phone (309) 673-7511 • FAX (309) 673-8128  
www.dlmarkley.com  
Member AFCEE

**NETCOM**  
STATE OF THE ART ENGINEERING  
FOR AUDIO AND VIDEO  
ENGINEERING DESIGN • CAD DRAFTING SERVICES  
CABLE FABRICATION • PRE-WIRED PATCH PANEL RACKS  
SYSTEM INSTALLATIONS • EQUIPMENT SALES  
**(201) 837-8424**  
FAX: (201) 837-8384  
1461 PALISADE AVE. TRANKECK, NJ 07866

**AR PRODUCTS**  
A.S. Richardson, P.E.  
President

**Tower Vibration Control**

Three Wingate Road      8598 Mustang Drive  
Lexington, MA 02421      Naples, FL 34113  
Phone/Fax: 781-862-7200      941-793-1221

Want to become a more convincing  
communicator? Ask about  
Kare Anderson's fun and idea-packed  
"Say It Better Bootcamps"  
(and tapes) for the technologically  
savvy at [kareand@aol.com](mailto:kareand@aol.com).

**JOHN H. BATTISON P.E.**  
**CONSULTING BROADCAST ENGINEER,**  
FCC APPLICATIONS AM, FM, TV, LPTV  
Antenna Design, Proofs, Fieldwork  
2684 State Route 60 RD #1  
Loudonville, OH 44842  
419-994-3849 FAX 419-994-5419

**"NAME YOUR OWN PRICE  
ON DUPLICATIONS"**  
AUDIO • VIDEO • CD-ROM • DVD • DISK  
Any Quantity  
**WWW.QUOTEIT.COM**  
"The First On-Line  
Name Your Own Price Web Site"  
A division of QuikBIZ Internet Group, a publicly traded company.

**GILMER & ASSOCIATES, INC.**  
TECHNOLOGY / MANAGEMENT CONSULTANTS

BRAD GILMER  
PRESIDENT

2207 RINGSMITH DR  
ATLANTA, GA 30345  
TEL (770) 414-9952  
FAX (770) 493-7421  
EMAIL [bgilmer@alnet.com](mailto:bgilmer@alnet.com)

**Professional Patching Systems**  
Audio/ Video/ Data    Patchbays/ Patch Cords  
Harnesses/ Panels/ Cable Assemblies & Accessories  
Leading manufacturer... Finest Quality... Superior Service...  
Toll Free: (877) 500-8142  
Fax: (818) 500-7062  
Web: <http://www.bittree.com>  
PO Box 3764 Glendale, CA 91221-0764

**Bittree**

**How Can You Get More Done Faster?**

**BLOCH DESIGN  
GROUP, INC.**

**Call 847-446-6500**

Offering complete facility design, specifications, engineering,  
construction supervision and planning for stage, performance  
and auditorium applications.

550 Frontage Road, Suite 3735, Northfield, IL 60093  
Website: [www.blochdesign.com](http://www.blochdesign.com)

**Freelance Engineer  
Dennis Packard**  
3117 Buttery Dr.  
Huntsville, Alabama 35810  
**QUALITY, INTEGRITY, RELIABILITY**  
[www.mindspring.net/~djpack/index.htm](http://www.mindspring.net/~djpack/index.htm)  
256-851-7307  
256-858-6721 FAX      [djpack@mindspring.com](mailto:djpack@mindspring.com)

**CALL BRIAN HUBER AT  
913-967-1732 TO PLACE  
YOUR AD IN BROADCAST  
ENGINEERING**



**Make your ad  
stand out!  
Try color!**

Call Brian at 800-896-9939

Invest Your Advertising  
Dollar Where  
Your Prospects Invest  
Their Time .....

## Classifieds Services

**Are You Exposed?**

**Premium Cable Satellite Space  
Fully Protected**

GE SATCOM C-3 • Full time DigiCipher-II digital channels  
• Fully protected & non-preemptable  
• Located at 131 W1.  
• E.O.L. 2004

Uplinking, playback, editing, and duplication services available

**Call Doug Greene at 303-784-8809  
or E-Mail at [dgreene@jic.com](mailto:dgreene@jic.com)**



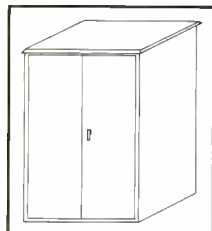
**JONES**

Circle (250) on Free Info Card

### OUTDOOR PRODUCTS

**20D-78DD**

(78"H x 48"W x 48"D)



☆ NEMA RATED


☆ MADE OUT OF  
OUR OWN  
ALUMIFLEX

- ☆ Powdered textured finish available
- ☆ Adjustable rails (front to rear)
- 4 sets of rails—19" EIA racking standard
- ☆ Four doors
- ☆ Available in: **two heights...**  
50 inches and 78 inches

**D.D.B. UNLIMITED INC.**  
THE CABINET PEOPLE  
**800-753-8459**  
[www.ddbunlimited.com](http://www.ddbunlimited.com)

**OD-30DX**

(30"H x 25"W x 25"D)



- ☆ Available in: **four heights...**  
30 inches, 50 inches, 62 inches & 78 inches  
**and three depths...**  
25 inches, 34 inches and 42 inches
- ☆ ALUMISHIELD—Top cover protects cabinet from the sun's heat and falling ice
- ☆ Rails—Fully adjustable and alodine coated
- ☆ Doors—Front and rear doors secured with stainless steel padlocking handles
- ☆ Vents—Front and rear, top and bottom with filtered panels (included)

Fans, A/C Units &  
Heaters Available

Circle (251) on Free Info Card

### Shopping for Equipment?

Before you pay too much...check [www.digibid.com](http://www.digibid.com)

**digibid.com**  
Industry Auction Network

The Internet Auction Marketplace  
Best Deals On the Planet!

Circle (252) on Free Info Card

### UHF TRANSMITTER AND ANTENNA

FOR SALE

RCA TTU-55 UHF Transmitter, dual RCA TTUE-44 exciter. One ITS exciter, and RCA TFU-28 DAS channel 51 pylon antenna. Great for service or parts, still in operation at this time. Contact: Richard Large 619-505-5150

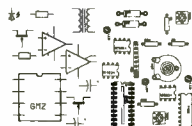
### Unique Ways To Interface Audio

#### GMZ Electronics

PC Boards For Modifications & Stand Alone Hook Up.

Your Idea's Work Better with GMZ!!

- Talk Back-Mic Mute
- Semi-Pro to Pro Buffer
- IFB Intercom Card
- 48VDC Phantom Supply
- 48VDC Splitter (4-Feeds)
- Mixer Insert-send Buffer
- D-A 1 In 6 Out (or 6x6 Buffer)
- Adaptive Cable EQ. SMPTE 129M



gmz@msa.com  
(732) 516-1560

Drop by the Web Site: [www.gmzelectronics.com](http://www.gmzelectronics.com)

### FREE 44pg Catalog & 80 Audio/Video Applic.

PHONO, MIC, TRANS, ACH, TAPE, VIDEO, LINE, OSC, P/RES BOXES

1-in/2-out Video/Audio  
2-in/1-out Video/Audio  
12-in/24-out Audio Only  
1-in/2-out Video/Audio

Video & Audio Dist. Amps. Routing Switchers  
P/Res-Diag. Amps.

**OPAMP LABS INC (323) 934-3566**  
1033 N Sycamore Av LOS ANGELES CA, 90038

[www.opamplabs.com](http://www.opamplabs.com)

### TEST PATTERN SOURCES

SMPTE Bar & 12 Char. ID:  
\$269.00

Digital Pattern Generation, Front Panel Setup, Comp. and S-Video Outputs

**GEKCO Labs** [www.gekco.com](http://www.gekco.com)

Toll Free: 888-435-7221

**AcousticsFirst™**  
Toll-Free Number: **888-765-2900**

Full product line for sound control and noise elimination.  
Web: <http://www.acousticsfirst.com>

**WhisperRoom** INC. PH: 423-585-5827  
FAX: 423-585-5831

SOUND ISOLATION ENCLOSURES E-MAIL: [whisper@ics.com](mailto:whisper@ics.com)  
WEB SITE: [www.whisperroom.com](http://www.whisperroom.com)

Vocal Booths  
Broadcast Booths  
etc...

116 S. Sugar Hollow Road  
Morristown, Tennessee 37813

Want more information  
on advertised products?

Use the Reader  
Service Card.

Check out the *Broadcast Engineering*  
web site for career opportunities!  
[www.broadcastengineering.com](http://www.broadcastengineering.com)

# Classifieds

## For Sale

|  |             |  |             |                |                |
|--|-------------|--|-------------|----------------|----------------|
| <b>S T U D I O</b>   |             | <b>www.studio-exchange.com</b>           |             |                |                |
| <b>EXCHANGE</b>  |             | Phone -818-840-1351<br>Fax -818-840-1354 |             |                |                |
| <i>Broadcast Video Equipment —NEW &amp; USED</i><br><b>- Experts in System Integration -</b> |             |  |             |                |                |
| <b>Buy</b>   | <b>Sell</b> | <b>Trade</b>                             | <b>List</b> | <b>V-Bay</b>   | <b>On-line</b> |
|  |             |  |             | <b>Auction</b> | <b>Store</b>   |
| <b>Sony Products Specialists!</b>  |             |  | <b>SONY</b> |                |                |

Circle (253) on Free Info Card

**For Sale: DVR20 / 101 - Serial #11621-** in excellent operating condition. All manuals and cables. Wish to exit lease, please make offer. Call Ron at 1-800-998-2267 ext #15 or email to ron@rbicom.com.

**NEW EQUIPMENT AT WHOLESALE!**  
Web sale prices at: <http://www.advancedvideosystems.com>  
Factory Authorized for 60 Makes!  
Factory sealed new with full warranty.  
**Advanced Video Systems (800) 233-2430.**



# Classifieds

## Help Wanted

**TV Maintenance Engineer** - Maintenance engineer with successful experience in 2 or more of the following areas: R.F. systems, Beta tape, ENG/SNG operation and repair, computer networking. Quantel, Avid, and/or file server experience a plus. Applicants should have 3-5 years maintenance experience in a top 100 market, be able to work all shifts, lift 25 pounds, and have excellent driving record. KTVI/FOX 2 is a Fox 0 & 0 that produces an exciting live news product during every shift. A motivated individual, ready to move up and join our Fox 2 technical team should make immediate contact by sending resume and letter to: KTVI/FOX 2, HUMAN RESOURCES DIRECTOR, 5915 BERTHOLD AVENUE, ST. LOUIS, MO 63110. An Equal Opportunity Employer.

**MOBILE SATELLITE NEWS DRIVER:** Position available for experienced driver to operate a mobile satellite news gathering vehicle. Main responsibilities include editing audio-video for playback on Beta SP equipment, preparation of video & audio signals, and troubleshooting and maintenance of system and vehicle. Must have AA degree in communications plus 2 yrs related exp with KU uplinks along with a CDL. Must also be well organized, able to meet deadlines, & have working knowledge of technical areas affecting Uplink equipment. Send resume to: P.O. Box 9052, Bethpage, NY 11714 EOE.

**Discovery Communications, Inc.**, a recognized leader in the media industry, has the following openings in our 24/7/365 broadcast facility located in Miami.

### Assistant Engineering Manager, Systems

This position requires hands-on maintenance as well as employee supervision and training. The systems engineering staff is responsible for the maintenance and support of all master control and post-production suites as well as core equipment. We are looking for a self-motivated team player with a minimum 10 years' systems experience including significant experience in a digital environment. Ability to diagnose to component level, familiarity with test signals and equipment. Minimum of 3 years' supervisory or management experience. Excellent communications skills, both written and oral a must. SBE certification and/or general class license a plus. Degree in electronics/computer systems required. Military or related experience may be substituted for degree. Spanish and/or Portuguese a plus.

### Systems Engineer

Part of a team of engineers responsible for, but not limited to, the preventive and corrective maintenance of all television equipment in regards to the Television Center. Minimum 3 years' systems experience including significant experience in a digital environment. Ability to diagnose to component level, familiarity with test signals and equipment. This is not an IS position. SBE certification and FCC general class license strongly preferred. Degree in electronics/computer systems. Military or related experience preferred. Spanish or Portuguese a plus.



Please send your resume to: **Strategix Human Resources, 6505 Blue Lagoon Drive, Miami, FL 33126;**  
**FAX: (305) 507-1583; e-mail: bobby\_owens@discovery.com**

**EQUAL OPPORTUNITY EMPLOYER**

### TV Maintenance Engineer

### **PRIMEDIA** WORKPLACE LEARNING

Come be a part of the Engineering and design team at Primedia Workplace Learning (PWPL) in our brand new 182,000 sq. ft., state-of-the-art facility. The Engineering and design team will respond to the company's objective to position PWPL as the innovator in digital television and Internet streaming products. Located in the North Dallas, Texas area, PWPL is the acknowledged leader in providing industry-specific education, information and training to dozens of industries worldwide. Our highly skilled, highly motivated team of engineers serves over 20 networks using Advanced Television systems and Internet Technologies.

PWPL delivers products to over 9,000 subscribing organizations and many more individual professionals in the following industries: Automotive, Law Enforcement, Professional Security, Fire/EMS, Banking, Healthcare, and Industrial Services.

Candidates should have a minimum of five years experience in broadcast engineering and excellent bench trouble shooting skills. Also, a strong understanding of Audio, Video, RF, Digital Television, Computers/Networking, Mechanical, Systems Levels Troubleshooting and System Implementations. FCC General Radio License and/or SBE Technologist Certification are preferred.

Please mail, fax or e-mail your resume with cover letter and salary history to: Primedia Workplace Learning, Attn: Rodney Murray, 4101 International Pkwy, Carrollton, TX 75007. Fax to (972) 309-4382 or E-mail: [rodneym@eng.pwpl.com](mailto:rodneym@eng.pwpl.com). Please visit our web site at [www.pwpl.com](http://www.pwpl.com). EOE

### **IMMAD** SYSTEMS INTEGRATION **ECVS**

#### Are you being challenged?

IMMAD ECVS, a division of AZCAR Technologies Incorporated, a public company trading as AZZ on the Toronto Stock Exchange, is one of the largest combined independent system integration companies and is a world leader in Broadcast Systems Integration. We are a dynamic company poised for significant growth in the exciting conversion to digital television. With plants in Markham, Ontario, and Boonton, New Jersey, IMMAD ECVS is looking for Project Managers and Engineers who want to be part of our successful team and challenged by digital television.

#### **Project Management Broadcast Systems Integration**

Qualifications include: Industrial Engineering and/or Electrical Engineering skills set, knowledge or keen interest in TV broadcast systems, strong interpersonal and communication skills, and an excellent financial skill set. APMI accreditation a plus.

#### **Senior and Mid-level Television System Engineers**

The senior Engineering candidate should have the following: a E.E. and/or P. Eng., a strong background in Television engineering, financial and management skills at the project level and a have a working knowledge of AutoCAD.

The Mid-level Engineering candidate should have the following: a good background in television engineering, and engineering management skills with a working knowledge of AutoCAD. A E.E. or P. Eng., would be a plus.

Candidates must possess excellent problem solving abilities, be able to accept responsibility, work in a team environment and have a working knowledge of Office 97. Successful applicants will be mature, organized, able and willing to travel for several weeks at a time.

Please send resume to:  
FAX: (905) 470-2559  
Email: [sam.gouveia@immad.com](mailto:sam.gouveia@immad.com)

### EIC/Uplink & Maintenance Engineers

#### COME PLAY WITH OUR TOYS!

Think you know QVC? Think again. Sure, we're a cable shopping channel, but we're also one of the largest live TV studios in the world. Picture yourself providing engineering support to a 160,000 sq.ft. all-digital facility, 6 production studios, a 150 seat studio theatre, and live remote broadcasts (not to mention working on Sony 7000 series video switchers, Hitachi 2600 studio cameras, ADC DV600 series fiber optic link with new MCL MX9000 series HPAs, Peak Everest graphics system running on multiple SGI Onyx 2 computer systems!) Sound fun?

If you've got Broadcast Engineering experience and think you have what it takes to play in our league, then contact us today. Forward your resume to: QVC, Inc., Human Resources - AB/BE/ENG, 1200 Wilson Drive at Studio Park, West Chester, PA 19380. Fax: (610) 701-1150. We are located just outside of Philadelphia in a highly rated suburban area. Visit our website at [www.qvc.com](http://www.qvc.com). Equal Opportunity Employer. Drug Free/Smoke Free Work Environment. Pre-employment drug screening required.

**QVC**  
a great place to work

#### **SENIOR MAINTENANCE ENGINEER:**

The Christian Broadcasting Network (CBN) is seeking two seasoned Maintenance Engineers to fill key positions in its Television Engineering Department. Headquartered in beautiful Virginia Beach, Virginia, this dynamic organization broadcasts in over 70 nations and is recognized internationally for its humanitarian and evangelistic efforts. This individual will provide maintenance support for electronic equipment used in various functions by CBN's Television Operations Group. The successful candidate will possess the following qualifications: experience as a Senior Maintenance Engineer for a television station; experience with NTSC, PAL, SECAM and broadcast/recording formats; and experience in television production, post production, studio and remote production. The ability to distinguish colors as related to monitor service, adjustment and operation is required. Strong communication skills are a must. CBN offers a competitive salary and excellent benefits package. If you meet the listed criteria and share our vision and purpose, call our 24-hour line (800) 888-7894 to request an application or visit our website at [www.cbn.org](http://www.cbn.org) to print out an application.

**ASSISTANT CHIEF ENGINEER** - WTOC-TV (CBS), Savannah, Georgia, a Raycom Media station, is seeking a hands-on Assistant Chief with a significant transmitter, ENG and master control background. Five years of broadcast TV maintenance supervision, including transmitters, and IS experience is preferred. There will be work on some nights and weekends. Qualified applicants are encouraged to send cover letter and resume to: Ms. Stacey DeLoach, Business Manager, WTOC-TV, P.O. Box 8086, Savannah, GA 31412. Raycom Media is an equal opportunity employer. Women and minorities are encouraged to apply. No phone calls, please.

**CHYRON OPERATOR - NORTHFIELD PARK**, a progressive pari-mutuel facility featuring state-of-the-art equipment, located near CLEVELAND, OHIO, is currently seeking a Chyron operator for its nightly simulcast program. Must be familiar with MAXINE and INFINIT. Must possess ability to do NETWORK UTILITIES, TRANSFORM II and INTELLIGENT INTERFACE. Must have Photoshop and Animation experience. Must work well in a team and have ability to work weekends and holidays. Send resume to Attn: John Powell, Director of TV Operations, Northfield Park, P.O. Box 374, 10705 Northfield Road, Northfield, OH 44067-0374. Equal Opportunity Employer.

**CHIEF ENGINEER** - F/T Chief Engineer wanted for leading Spanish-language "Univision" TV station in the San Francisco market. Responsible for directing daily broadcast operations. Oversees the acquisition, installation, maintenance and repair of all broadcast equipment as well as management and engineering staff. This "hands on" position requires thorough familiarity with broadcast equipment. Must be team-oriented, organized and capable of communicating effectively. The ideal candidate will have 5-10 years' experience as a Chief working at a UHF station in a top ten market. Competitive salary and benefits. Fax resume to: 415.538.8053 EO/M/F

**FT STUDIO TECHNICIAN** - Formal schooling in Electronics Theory. 5 years experience in Broadcast TV ben technician on Beta video tape machines and E.N.G. cameras. Knowledge of studio equipment repair. Should qualify for a state driver's license. Send resume to: KOB-TV, Job #15-99, 4 Broadcast Plaza, SW, Albuquerque, NM 87104. EOE/M-F.

### Take Your Talent To The



Harris Corporation—Broadcast Communications Division, the world's largest manufacturer of radio and television equipment, has the following career opportunities available.

#### Systems Engineers

In this high-profile role, you will be responsible for project management, system design, serving as a customer liaison as well as interfacing with project architects and consultants. The design element of this position will utilize your ability to create detailed Audio Video, RF systems flows. A working knowledge of both analog and digital system concepts is necessary. We are looking for a team player who can plan, prioritize, meet project goals and communicate effectively. 3-5 years of broadcast systems experience is required, and a Bachelor's degree is preferred.

#### Territory Sales Manager—Radio

The qualified candidate will be responsible for implementing high-impact sales coverage and meeting targeted sales plans. Other responsibilities for this position include providing accurate monthly forecasts of manufactured equipment and securing accurate technical information for pricing, proposals and systems engineering. Strong presentation skills required. Bachelor's degree or equivalent work experience with 2 years of technical equipment sales experience preferred. Successful candidate will be well-versed in broadcast equipment. Must be proficient with computers and possess excellent written and verbal communications skills.

Harris Corporation offers a competitive compensation and benefits package. If qualified, please send resume with salary requirements to: **Shawn Oberreiter, Manager, Human Resources, Harris Corporation, 4393 Digital Way, P.O. Box 8450, Mason, OH 45040; FAX: (513) 459-3892; or E-mail: soberreit@harris.com EOE**



[www.broadcast.harris.com](http://www.broadcast.harris.com)

#### ENGINEERS

Turner Broadcasting System has career opportunities for experienced television engineers. These career positions demand an extensive background in equipment maintenance, digital video and audio, and knowledge of computer systems and networks. Please mail or fax your resume and cover letter to:

Jim Brown, Assistant Vice President of Engineering Services  
Turner Broadcasting System, Inc.  
One CNN Center • P.O. Box 105366  
Atlanta, GA 30348-5366

Fax: 404-827-1835 • Phone: 404-827-1638

TBS is an equal opportunity employer



**MAINTENANCE ENGINEER/SNG OPERATOR:** Fox 11 in Santa Barbara Ca. seeks applicants capable of assisting Chief Engineer in all aspects of buildup of master control and news operations. SNG experience a plus, duties include technical support of ENG/SNG operations. Send resume to Personnel/Engineering, KKFX Fox 11, 7000 Hollister, Goleta CA 93117. Fax 805-685-0998 EOE

[www.broadcastengineering.com](http://www.broadcastengineering.com)

**OP Tech 2 - KDTV Univision 14**, San Francisco, is seeking a full-time Operations Technician 2 (Graphics). Position entails the skilled use of Graphics Systems, Character Generators, Paint Box and the ability to operate various broadcast station equipment in a live news environment. Professional broadcast graphics experience necessary. Proficiency in PhotoShop Aftereffects and Illustrator a must. Bilingual, fluency in Spanish (both written and oral) strongly preferred. KDTV Channel 14, San Francisco, CA 94105, Attention: Javier Gonzalez, Fax Resume 415.538.8053.



### AUDIO AND PRODUCTION ENGINEER

WETA TV 26 & 90.9 FM, a public broadcasting station serving the DC Metropolitan area as "The Nation's Station, the Community's Voice," seeks an Audio and Production Engineer to record live events concerts and sessions, and other audio components for national and local radio programs, perform final editing and mixing for these programs, and assist Chief Engineer in studio and transmitter equipment operation and maintenance. Req. min. 4 years related professional exp., possess or qualify for an FCC Restricted Radiotelephone Operator Permit, must be self-motivated, have the ability to lift 75 pounds, and possess a valid driver's license. Send resume and cover letter with salary req. to HR Dept., 2775 S. Quincy St., Arlington, VA 22206 or fax to 703-998-2034. [Http://www.weta.org](http://www.weta.org), for job specifications. EOE/D/M/F/V

**CHIEF ENGINEER** - Hands-on position performing preventive maintenance, operation, and diagnosis/repair of UHF and VHF transmitters, satellite equipment, STL/TSL/Intercity microwave and maintenance of studio and production facilities. Must be familiar with and able to troubleshoot, reprogram and maintain computer based broadcast systems. Knowledge of pertinent FCC rules and ability to ensure stations' compliance is mandatory. Ability to successfully deal professionally with other staff members, clients and the public is required, together with absolute honesty, integrity, strong work ethic and sincere desire to help other team members achieve group goals. Great lifestyle in one of America's most livable places! Detailed resume/cover letter to: CE Position, WGTU/WGTQ, 201 E. Front Street, Traverse City, MI 49684. EOE

### Broadcast Engineers

#### STUDIO MAINTENANCE ENGINEER-

Must be able to perform the following duties: install and maintain studio transmission equipment including video switchers, audio consoles, DVE, CG, SS cameras and robotics. Familiarity with automation systems and master control environment. Should possess a general computer/networking systems and master control environment. Must be able to work on a rotating shift schedule. **Position Code SME**

**IT ENGINEER-** Must be able to install and maintain broadcast computer based equipment. Applicants should have a basic knowledge of video/audio systems in a television environment. Experience working with Tektronix Profiles, Avid Media Composer and HP Mediastream systems is essential. Must be proficient with PC hardware, server and network architecture. Possess knowledge of Newsroom computer systems and non-linear editing. Expertise in various operating systems for MAC and PC based platforms. Please include salary history/requirements. **Position Code ITE**

#### RF MAINTENANCE ENGINEER-

Must be able to perform the following duties: install and maintain RF related equipment in a studio, transmitter and remote site environment. Must be able to work on VHF/UHF solid state transmitters and all associated transmitter equipment. Ability to align and repair microwave TX/RX and all wireless equipment such as microphones and IFB. Knowledge of FCC rules and regulations. You must possess knowledge of analog/digital systems and a minimum of five years broadcast television experience. Applicants must be able to do component level repair and work well under pressure. **Position Code RFM**

Candidates should have an engineering degree or equivalent technical training. SBE/FCC certification is a plus. If you want to be a part of the exciting transition to HDTV in the most exciting city in the world, please send your resume and cover letter (with position code) to **Kurt Hanson, WABC-TV, 7 Lincoln Square, New York, NY 10023**. No telephone calls or faxes please. We are an equal opportunity employer.



### WE PLACE ENGINEERS Colorists & Post Prod. Editors

*Employer Paid Fees.  
20 Years personalized & confidential service.  
All USA States & Canada*



MAIL & FAX:

#### KEYSTONE INT'L., INC.

Dime Bank, 49 S. Main St., Pittston, PA 18640 USA  
Phone (570) 655-7143 • Fax (570) 654-5765

website: [keystoneint.com](http://keystoneint.com)

We respond to all Employee & Employer Inquiries  
Alan Cornish / Mark Kelly

599

Major Westcoast production/distribution company seeks a **NETWORK AFFILIATE ENGINEER**. Responsibilities include working directly with affiliates pertaining to resolution of problems both site related and transmission related, develop operational procedures as required, and implement changes in technology as required. Must be experienced in operation and installation of VideoCipher II+IRDs and stand alone descramblers, Affiliate Management System and Channel Control Computers for the VideoCipher II+ encryption system, PowerVu IRDs and PowerVu Authorization Computer system. Must have knowledge of RF transmission systems and application of satellite link budgets in analog and digital domains. Candidate must have an intermediate level of experience regarding baseband analog video and audio signals, as well as, operations in both analog and digital playout facilities. Must also have knowledge of operational reference levels and subcarrier deviation. Please fax resumes to 310-235-5898.

**CHIEF ENGINEER** KECI-Missoula, KCFW-Kalispell and KTVM-Butte/Bozeman in beautiful Western Montana. Headquartered in Missoula, this person will lead and coordinate a multiple facility engineering team. The ideal candidate will be proficient in microwaves, transmitters and will be able to lead our transition to digital. They will be able to train and work on DVC Pro, Sony U-matic, computers and servers. This person has the perfect balance between technical skills and people skills. A positive attitude and team oriented approach is a must. Excellent benefits package. 401k. EEO. Contact: KECI TV, Attn: Keith Sommer, General Manager, 340 West Main Street, Missoula, MT 59806.

**Adding a touch of color to your classified ad will make it stand out!**

**Call Brian at (913) 967-1732 for more information.**

# Ad Index

|                             | Page Number | Reader Service Number | Advertiser Hotline |                            | Page Number | Reader Service Number   | Advertiser Hotline |
|-----------------------------|-------------|-----------------------|--------------------|----------------------------|-------------|-------------------------|--------------------|
| Accom, Inc.                 | 125         | 154                   | 650-328-3818       | LDI '99                    | 134         | 913-341-1300            |                    |
| ADC Telecommunications      | 41          | 112                   | 800-726-4266       | Leader Instruments         | 107         | 424/3 800-645-5104      |                    |
| APW Zero Cases              | 130         | 159                   | 800-416-9025       | Leitch Incorporated        | 49          | 129 ... 800-231-9673    |                    |
| Audio Precision             | 15          | 105                   | 800-231-7350       | Leitch Incorporated        | 120         | 152 ... 800-231-9673    |                    |
| Avid Technology             | 37          | 121                   | 800-949-2843       | Leitch Incorporated        | 166         | 103 ... 800-231-9673    |                    |
| Axon Digital                | 38          | 122                   | 314-241-4500       | Louth Automation           | 7           | 115 ... 415-843-3665    |                    |
| Azden Corporation           | 103         | 149                   | 516-328-7500       | Matrox Electronics         | 110         | 150 ... 800-361-4903    |                    |
| BARCO                       | 63          | 127                   | 770-590-3600       | Maxell Corp.               | 123         | 153 ... 800-533-2836    |                    |
| B&H Photo-Video             | 152-155     | 169/170               | 800-947-9928       | Mindport MCT               | 131         | 160                     |                    |
| Bogen Photo                 | 126         | 156                   | 201-818-9500       | Mindport Irdeto Access     | 65          | 132                     |                    |
| Broadcast Video Systems     | 128         | 157                   | 905-764-1584       | Miranda Technologies Inc.  | 9           | 116 ... 514-333-1772    |                    |
| California Amplifier        | 139         | 168                   | 888-767-7988       | Multidyne Electronics      | 156         | 175 ... 800-4TV-TEST    |                    |
| Canon USA                   | 12-13       | 118                   | 800-321-4388       | Northstar Technical Serv   | 102         | 148 ... 954-921-5868    |                    |
| CEMA                        | 151         | 164                   | 703-907-7628       | NVision Inc.               | 127         | 155 ... 530-265-1000    |                    |
| Columbine Systems           | 108         | 141                   | 303-237-4000       | NVision Inc.               | 143         | 163 ... 530-265-1000    |                    |
| CPI/Eimac                   | 97          | 144                   | 650-592-1221       | Omneon                     | 47          | 125 ... 408-558-2113    |                    |
| DDB Unlimited               | 158         | 251                   | 800-753-8459       | Panasonic Broadcast        | 5           | 800-528-8601            |                    |
| Dielectric                  | 129         | 158                   | 207-655-4555       | Panasonic Broadcast        | 113         | 800-528-8601            |                    |
| Digibid.com                 | 158         | 252                   | 301-571-0790       | Philips Broadcast          | 105         | 139 ... 800-962-4287    |                    |
| DiviCom                     | 51          | 130                   | 408-944-6700       | Philips Semiconductors     | 45          | 124                     |                    |
| DNF Industries              | 30          | 109                   | 818-252-0198       | Pinnacle Systems           | 17          | 106 ... 650-526-1600    |                    |
| D P S                       | 33          | 119                   | 606-371-5533       | Prime Image Inc.           | 141         | 162 ... 408-867-6519    |                    |
| DTV '99                     | 138         | 167                   | 914-341-1300       | Quantel Ltd.               | 11          | 117 ... 446-354-8222    |                    |
| EEV, Inc.                   | 137         | 167                   | 914-592-6050       | Rocket Network             | 90-91       | 136 ... 415-538-0123    |                    |
| ESE                         | 124         | 176                   | 310-322-2136       | Sachtler Corp.             | 31          | 110 ... www.sachtler.de |                    |
| Extron Electronics          | 57          | 126                   | 714-491-1500       | Sencore                    | 69          | 134 ... 800-SEN-CORE    |                    |
| Gentner Communications      | 36          | 114                   | 800-945-7730       | Shook Electronics          | 156         | 173 ... 210-651-5700    |                    |
| Gepco                       | 132         | 161                   | 847-795-9555       | Sigma Electronics          | 119         | 151 ... 717-569-2681    |                    |
| Grass Valley Group          | 34-35       | 120                   | 800-998-3588       | Snell & Wilcox             | 100-101     | 146 ... 408-260-1000    |                    |
| Grass Valley Group          | 70-71       | 135                   | 800-998-3588       | Sony Electronics           | 53          | 800-635-SONY            |                    |
| Grass Valley Group          | 99          | 145                   | 800-998-3588       | Sony Electronics           | 60-61       | 800-635-SONY            |                    |
| Harris Corp./Broadcast Div. | 3           | 104                   | 606-282-4800       | Sony Professional Tape     | 73          |                         |                    |
| Harris Corp/Broadcast Div.  | 19-28       |                       | 606-282-4800       | Studio Exchange            | 159         | 253 ... 818-840-1351    |                    |
| Henry Engineering           | 149         | 171                   | 626-355-3656       | Switchcraft                | 95          | 138 ... 773-792-2700    |                    |
| Holaday Industries          | 102         | 147                   | 612-934-4920       | Tektronix                  |             |                         |                    |
| IBUS                        | 135         | 166                   | 800-382-4229       | Telecast Fiber Systems     | 32          | 111 ... 508-754-4858    |                    |
| Ikegami Electronics         | 67          | 133                   | 201-368-9171       | TeraNex                    | 133         | 165 ... 407-517-1086    |                    |
| Industry Click              | 106         | 140                   | 816-300-0323       | Trompeter Electronics      | 18          | 107 ... 818-707-2020    |                    |
| Intertec Publishing         | 144         |                       | 800-288-8606       | Videotek, Inc.             | 165         | 102 ... 800-800-5719    |                    |
| Intertec Publishing         | 156         |                       | 800-288-8606       | Wavetek, Wandel & Colteman | 39          | 123 ... 800-851-1202    |                    |
| Itelco                      | 93          | 137                   | 303-464-8000       | Wheatstone Corporation     | 2           | 101 ... 252-638-7000    |                    |
| Jones Earth Segment, Inc.   | 157         | 250                   | 303-784-8809       | Windows to the Web         | 121,122     |                         |                    |
| JVC Professional Products   | 55          | 131                   | 800-JVC-5825       | 3 DFX                      | 149         | 172 ... 972-234-8750    |                    |
| KTech Telecommunications    | 156         | 174                   | 818-361-2248       | 360 Systems                | 43          | 113 ... 818-991-0360    |                    |
| Landsea Systems             | 29          | 108                   | 757-468-0448       |                            |             |                         |                    |

# Sales Offices

**WEST**  
**Duane Hefner**  
 5236 Colodny Ave., Suite 108  
 Agoura Hills, CA 91301  
 (818) 707-6476  
 Fax: (818) 707-2313  
 dhhefner@worldnet.att.net

**Sue Horvitz**  
 809 South Orange Drive  
 Los Angeles, CA 90036  
 (323) 933-9485  
 Fax: (323) 965-1059  
 audient@mediaone.net

**EAST**  
**Josh Gordon**  
 335 Court Street, Suite #9  
 Brooklyn, NY 11231  
 (718) 802-0488  
 Fax: (718) 522-4751

**EAST/MIDWEST**  
**Joanne Melton**  
 1775 Broadway, Suite 730  
 New York, NY 10019  
 (212) 333-4655  
 Fax: (212) 459-0395  
 joanne\_melton@intertec.com

**INTERNATIONAL**  
**Richard Woolley**  
**Tony Chapman**  
 P.O. Box 250  
 Banbury, Oxon OX16 8YJ, U.K.  
 +44(0) 1295 278407  
 Fax: +44(0) 1295 278408  
 richardwoolley@compuserve.com

**REPRINTS**  
**Jenny Eisele**  
 (913) 967-1966  
 Fax: (913) 967-1901

**JAPAN**  
**Orient Echo, Inc.**  
**Masby Yoshikawa**  
 1101 Grand Maison  
 Shimomiyabi-Cho 2-18  
 Shinjuku-ku, Tokyo 162, Japan  
 (3)+81 3235-5961  
 Fax: (3)+81 3235-5852

**CLASSIFIED ADVERTISING**  
**OVERLAND PARK, KS**  
**Brian Huber**  
 P.O. Box 12901  
 Overland Park, KS 66282  
 (800) 896-9939 (913) 967-1732  
 Fax: (913) 967-1735

**LIST RENTAL SERVICES**  
**Lisa Majewski**  
 9800 Metcalf  
 Overland Park, KS 66212-2215  
 (913) 967-1872  
 Fax: (913) 967-1897

# Broadcast ENGINEERING

## EDITORIAL

Brad Dick, *Editor*  
 Steve Epstein, *Technical Editor*  
 Jim Saladin, *Senior Associate Editor*  
 Patrick Murphy, *Associate Editor*  
 Sandra Ferguson, *Editorial Assistant*  
 Tom Cook, *Dir., Editorial Development*

## ART

Andrew Brown, *Art Director*

## TECHNICAL CONSULTANTS

Jerry Whitaker, *Conference Consultant*  
 Brad Gilmer, *Computers & Networking*  
 John H. Battison, P.E., *Antennas/Radiation*  
 Michael Robin, *Digital Video*  
 Donald L. Mackley, *Transmission Facilities*  
 Harry C. Martin, *Legal*  
 Larry Bloomfield, *News Technology Editor*  
 Paul McGoldrick, *Industry Watcher*

## BUSINESS

John Torrey, *V.P. Entertainment Division*  
 Dennis Triola, *Group Publisher*  
 Rachelle Thomas, *Marketing Director*  
 Kathy Lewis, *Advertising Coordinator*  
 Mary Mitchell, *Classified Adv. Coordinator*  
 Sherri Gronli, *Corporate Circulation Director*  
 Leann Sandifar, *Circulation Manager*  
 INTERTEC Publishing  
 Raymond E. Maloney, *Chairman*  
 Cameron Bishop, *President and CEO*  
 Ron Wall, *Chief Operating Officer*  
 Stephanie Hanaway, *Div. Dir. of Marketing*  
 Doug Coonrod, *Corporate Art Director*

PRIMEDIA Information Group  
 Curtis Thompson, *President/CEO*  
 PRIMEDIA Inc.  
 Tom Rogers, *Chairman and CEO*  
 Charles McCurdy, *President*  
 Beverly C. Chell, *Vice Chairman*

## MEMBER ORGANIZATIONS

Sustaining Members of:  
 • Acoustical Society of America  
 • Society of Broadcast Engineers  
 • Society of Motion Picture and TV Engineers  
 • Society of Cable & Telecommunications Engineers

Member, American Business Press  
 Member, BPA International  
 Affiliate Member,  
 International Teleproduction Society



**BROADCAST ENGINEERING** is edited for corporate management, engineers/technicians and other management personnel at commercial and public TV stations, post-production and recording studios, broadcast networks, cable, telephone and satellite production centers and networks.

**SUBSCRIPTIONS:** Non-qualified persons may subscribe at the following rates: United States and Canada; one year, \$55.00. Qualified and non-qualified persons in all other countries; one year, \$70.00 (surface mail); \$130.00 (air mail). Subscription information: P.O. Box 12937, Overland Park, KS 66282-2937.

Photocopy authorization for internal or personal use is granted by PRIMEDIA Intertec, provided that the base fee of U.S. \$2.25 per copy, plus U.S. \$00.00 per page is paid directly to Copyright Clearance Center, 222 Rosewood Dr., Danvers, MA 01923. The fee code for users of the Transactional Reporting Service is ISSN 0361-0942/1999\$2.25+00.00. For those organizations that have been granted a photocopy license by CCC, a separate system of payment has been arranged. Prior to photocopying items for classroom use, contact CCC at (978) 750-8400. For large quantity photocopy or reprint requirements contact Jenny Eisele, (913) 967-1966. For microfilm copies call or write Bell & Howell Info., 300 N. Zeeb Rd., P.O. Box 1346, Ann Arbor, MI 48106-1346. Phone: (313) 761-4700 or (800) 521-0600.

©1999 by Intertec Publishing **INTERTEC PUBLISHING**  
 All rights reserved.

**BROADCAST ENGINEERING** (ISSN 0007-1994) is published monthly (except semi-monthly in May and December) and mailed free to qualified persons by PRIME DIA Intertec, 9800 Metcalf, Overland Park, KS 66212-2216. Periodicals postage paid at Shawnee Mission, KS, and additional mailing offices. Canada Post International Publications Mail (Canadian Distribution) Sales Agreement No. 0956295. POSTMASTER: Send address changes to *Broadcast Engineering*, P.O. Box 12902, Overland Park, KS 66282-2902. CORRESPONDENCE: Editorial and Advertising: 9800 Metcalf, Overland Park, KS 66212-2216 Phone: 913-341-1300; Edit. fax: 913-967-1905. Advert. fax: 913-967-1904. ©1999 by Intertec Publishing. All rights reserved.



## Broadcast quality video ... again?

BY PAUL MCGOLDRICK

**W**e brought it on ourselves by never creating a real standard. Nevertheless, I was beginning to finally think that we had seen the last of the term "broadcast quality." You can argue every which way what it means, but, in reality, it boils down to whatever the worst standard has been, or is being, transmitted anywhere in the world. And I've seen some awful video out there.

For any reasonable human, broadcast quality should be something that has a construction conforming to the RS-170A drawing of synchronizing signals, along with some video information above blanking, good dynamic range and some reasonable resolution without obvious picture distortions, interference or freezing frames.

**"I am amazed that a country where people drive to the corner postbox has chosen a digital TV system that does not allow mobile reception."**

So across my desk comes a press release carried on Business Wire: "Sandpiper Networks launches service to provide broadcast-quality streaming media to AOL members." Is there any rhyme or reason given in the release to justify the BQ tag? None; it is totally gratuitous. Sandpiper is in the business of selling a service, *Footprint*, which distributes major Web networks' content from about 400 servers worldwide. Strategically placed, those servers avoid many of the Internet's hottest bottlenecks. But does it make the speed of content delivery any faster than your dial-up, cable or xDSL modem connection is capable of? Of course not.

That is not to say that true high-quality (I cannot bring myself to use the dreaded terminology) video streaming will not be available on the Internet — but not on the Internet connection most have today.

Internet2, which is a five-year project, will interconnect about 160 universities and bring the Internet back to the exclusive club that it was before the Web exploded onto the market. The University Corporation for Advanced Internet Development has spent \$500 million on developing the 2.4Gb/s Abilene fiber backbone in partnership with Cisco Systems, Indiana University, Nortel and QWest Communications. Most of the universities are connected through 20Gb/s points of presence at strategic hubs around the country.

Internet2 went live in February 1999. Although the results of the work on using the additional data speed will not arrive on my desktop soon, things will trickle down as more commercial com-

panies are tied in to the new network to bolster and take advantage of the research opportunities available. So far, the 20 or so industrial participants include 3Com, AT&T, Cabletron, Cisco, IBM, Microsoft and Nortel.

As is obvious to those of us in broadcasting, a 2.4Gb/s network is more than enough bandwidth for any video standardized to date. It was not unexpected that one of the first projects demonstrated over Intenet2 was the carriage of DTV. The main proponents in the demonstration were the University of Washington (in Seattle), Stanford University (Palo Alto, CA) and Sony. Different videostreams were transmitted, but the most significant — for broadcasters — was the extremely successful transmission of 20-minute segments of DTV and HDTV material at the magic speed of 270Mb/s.

None of the participants seem to doubt that a commercial version of Internet2 could exist within five years. The project manager of the University of Washington's ResearchTV project, David Richardson, has been quoted as saying, "The goal of the project is to use Internet2 as a real future delivery mechanism for the broadcast industry." If there was ever a reason for terrestrial broadcasters to get nervous, here we have it. In five years the terrestrial services better be extremely well established in the public's eye — or else Internet2 will be added to the existing satellite and cable threats.

As an across-the-ocean insult, adding fuel to the concerns and divisions over the choice of 8VSB for terrestrial broadcasting, Nokia demonstrated a three-in-one, portable digital TV receiver called DVB@Air to U.S. network executives. The device can be used to watch DVB digital TV, it can surf the Internet, and it can make telephone calls — all on the move. Even with the rather fancy algorithm ICs that minimize dynamic multipath effects for a fixed location, it seems extremely unlikely that 8VSB will ever be practical for a moving receiver. A Nokia VP, Helmut Stein, commented, "I am amazed that a country where people drive to the corner postbox has chosen a digital TV system that does not allow mobile reception." Ouch.

Maybe, in that sense, terrestrial DTV in this country will never be "broadcast quality," and I will have to spend my time instead chasing down other abusers of broadcast terminology. The multiple perpetrators (in the computer-centric part of our society) of the misuse of Y, U, V may be a very good place to start. ■

*Paul McGoldrick is an industry consultant based on the West Coast.*



Send questions and comments to: paul\_mcgoldrick@intertec.com



# Stay Tuned...



DM-200

## With Videotek's High Performance Demodulator.

The DM-200 is the industry leader for high-performance agile demodulators. With a signal-to-noise ratio better than 60dB and differential gain and phase less than 1% and 1°, the DM-200 is a unique engineering feat packaged in a half-rack one RU size. Nearly 25 years of agile demodulator experience has enabled Videotek to design the demod you have been asking for — a replacement for the long discontinued TEK 1450. The challenge has been met and, in the process, features such as BTSC stereo, SAP, and total computer control were engineered in to meet today's requirements—at about one fourth the price.

Only Videotek offers all the performance, all the features, and all the controls in a single, compact, affordable package. Stay tuned with the new benchmark DM-200.

For more information and (or) a free 30-day trial, see our web site at [www.videotek.com](http://www.videotek.com) or call and talk with one of our expert sales engineers at 1-800-800-5719.

**Premium Quality, Intelligent Design,  
Smart Price...That's Videotek.**

**VIDEOTEK™**  
A Zero Defects Company

Five Year Warranty  
ISO-9001 Certified

243 Shoemaker Road, Pottstown, PA 19464 Toll Free: (800) 800-5719 (610) 327-2292 Fax: (610) 327-9295  
Visit us on the Worldwide Web: [www.videotek.com](http://www.videotek.com)



CARRIES A HEAVIER LOAD.



MOVES AT TOP SPEED.



NEVER LETS YOU DOWN.



**As far as servers go, Leitch's ASC VR300™ is a completely different animal.**

Leitch's ASC VR300™ is a rare breed, bringing together for the first time the key elements of size, speed and reliability. It's the only video server with FibreDrive,™ our exclusive Fibre Channel technology. FibreDrive combines distributed video servers for redundancy with direct, unrestricted access to shared Fibre Channel storage. The result is simultaneous, real-time access for as many as 24 channels. FibreDrive reigns supreme over SCSI stor-

age—you don't have to worry about copying video, transferring files, or wasting disk space. And with our RAIDsoft™ redundancy software, you needn't be concerned about disk drive failures or hardware controllers. You'll see that "rare breed" is an understatement—the ASC VR300 simply rules the broadcast kingdom. [www.leitch.com](http://www.leitch.com)



For more information CALL (888) 843-7004 (US) or +1 (818) 843-7004 (Worldwide)



ENGINEERING THE BIG PICTURE™

International/Canada +1 (416) 445-9640, (800) 387-0233 • USA East (800) 231-9673, USA West (888) 843-7004 • Latin America +1 (305) 884-5484 • Europe +44 (0) 1256-880088  
Australia +61 (2) 9939-3355 • Japan +81 (3) 5423-3631 • Brazil +55 (11) 867-0218

Circle (103) on Free Info Card

© 1998 Leitch is a registered trademark of Leitch, Inc. Engineering the Big Picture is a trademark of Leitch, Inc. FibreDrive, RAIDsoft and VR300 are trademarks of ASC, a wholly owned subsidiary of Leitch, Inc. All other trademarks are property of their respective holders.