

BROADCAST[®] ENGINEERING

AN INTERTEC PUBLICATION

January 1988/\$3

Broadcasting from the field

A98100-----DNBUNIV00 XXXX EEQ
F1083087000000 22 B 1
TERRY DENBROOK DIR 96195
KUDW FM
UNIV OF WASH DS 50 WA
SEATTLE

Extending
battery life
p. 58

WE'VE MADE A TON OF IMPROVEMENTS ON THE WORLD'S MOST POPULAR SNG® VEHICLE



Over a ton, in fact. Because our new SNG® 230 has a 2100-lb. greater weight capacity. With the same height (10'), size and economy of our most popular SNG® vehicle.

And we didn't stop there. Our new cutaway feature allows easy access from the cab to the work area. There's plenty of storage space: 155 cubic feet. A GVW of 16,900 lbs. Even a generator compartment that accommodates up to 20 KW.

The newest addition to the HUBCOM fleet has been improved from the inside out. And it's destined to become an industry standard in satellite news gathering transmission.

There's lots more we could tell you about the 230. (Like its highly advanced technology

and equipment.) And a lot more we could say about HUBCOM. (The fact we've got more SNG's on the road than anyone else, for example.)

But with a whole ton of improvements to consider, now's the time to call your HUBCOM representative. So you can start weighing the differences for yourself.

HUBCOM

HUBBARD COMMUNICATIONS, INC.


The last word in technology from the first name in the industry.

A subsidiary of Hubbard Broadcasting, Inc.

12495 34th Street North, Ste. D, St. Petersburg, FL 33716


(813) 571-7759 (outside Florida) 1-800-523-2397

Easylink 62985215 International Easylink 8108630417



Circle 30 on Reply Card

the
SOURCE
for
Ikegami Video Equipment



MIDWEST

As the nation's largest Ikegami dealer, Midwest offers you immediate delivery and dependable service on the full line of Ikegami products, including the HK-323 Field/Studio Camera.

Available in 1" or 2/3" tube configurations, the HK-323 features a control panel that connects directly to the camera head for self-contained operation. A built-in micro-processor provides fully automatic set-up and various software based control functions. And the camera offers high performance prism optics, auto-knee circuitry for high contrast situations and scene files for sharp picture quality. This plus selectable gamma values, two motorized filter wheels and a backup memory system and it is all in a camera weighing only 55 lbs.

The HK-323 is also available in a hand-held configuration, the HK-323P, which can operate off the same base station. Remote control can be via triax, multicore or fiber optics cable.

For all your video production needs rely on the recognized leader. Midwest... the Source.

M
MIDWEST
Communications Corp.

One Sperti Drive/Edgewood, KY USA 41017
(606) 331-8990

Circle (3) on Reply Card

www.americanradiohistory.com

Contents

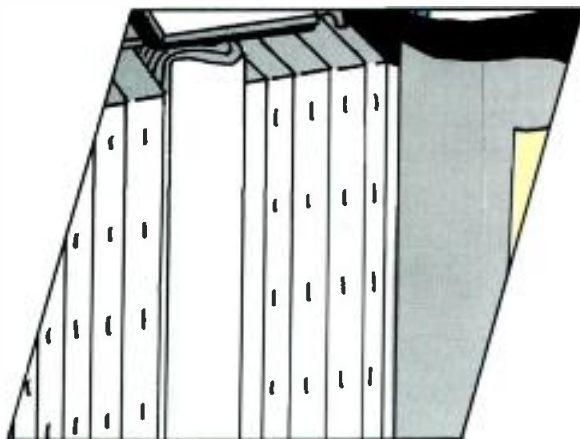
January 1988 • Volume 30 • Number 1



Page 26



Page 36



Page 58

BROADCAST ENGINEERING

BROADCASTING FROM THE FIELD:

Radio and TV stations are finding ENG, EFP and RENG operations increasingly important as they compete for audience shares with other stations and alternative audio and video program sources. Outside broadcast work provides stations a key competitive edge: localism. Our examination of broadcasting from the field includes the following articles:

26 Mobile Mast Safety

By Richard Wolf, Wolf Coach, Auburn, MA

When you're on location or on the road, play it safe.

36 Applying Cellular Technology

Edited by Brad Dick, radio technical editor

Cellular telephones provide stations with a new line on communications.

46 Catching the News Crew

By Ron Smith, KENSTV, San Antonio, TX

Trunking systems solve the problems of communicating outside a station's area.

58 Powering Portable Production

By Kurt Schafer, Christie Electric, Torrance, CA

Selection and care of batteries are not matters to be discharged lightly.

80 Stereo Microphone Techniques

By Steven Toback, Coral Gables, FL

You don't need a truck full of microphones to provide mono-compatible stereo audio. A related article examines:

- Using Shotgun Microphones

By Mike Solomon, Beyer Dynamic, Hicksville, NY

OTHER FEATURES:

104 SBE Convention Replay

By Brad Dick, radio technical editor

108 SMPTE Fall Convention Replay

By Jerry Whitaker, editorial director

ON THE COVER

Satellite news vehicles (SNVs) have added a new dimension to outside broadcast work. SNV trucks, more than anything else, symbolize the desire of broadcasters to take to the road. (Shown is the Newsbreaker SNV. Photo courtesy of Centro.)

DEPARTMENTS

- 4 News
- 6 Editorial
- 8 FCC Update
- 10 Strictly TV
- 12 re: Radio
- 14 Satellite Technology
- 16 Circuits
- 18 Troubleshooting

- 20 Management for Engineers
- 114 Applied Technology: Rank Cintel Gallery System
- 118 Field Report: VTA Technologies da Vinci Color Corrector
- 122 Station-to-Station
- 124 SBE Update
- 126 People
- 128 Business
- 132 New Products
- 153 Buyer's Guide/Spec Book update

How to re-create instantly -- anytime -- the exact camera adjustments that gave you perfection today.

This problem is both technical and artistic. And the best solution ever developed is the built-in floppy disk system in Hitachi's Setup Control Panel, for SK-97D and SK-970D cameras.



Keep this "perfect look" on file.

For example, suppose you've spent a fussy 55 minutes adjusting your cameras for absolute perfection in tight closeups, for a special on kids and pets.

But as soon as you start shooting, the on-camera narrator becomes very ill and you have to

reschedule. This leaves you not feeling so well yourself. Because you know, in a day or two, you'll have to create that look again.

No problem -- with Hitachi's system. Setup and adjustment data from as many as six cameras and 32 scenes can be filed on a single floppy disk. You can automatically set up your cameras again anytime -- *exactly* the way they were. About two minutes is all it takes.

Other computerized camera systems can't do this. Only Hitachi has the software and the



built-in floppy disk drive that does it. On-board micro-computers in Hitachi's SK-970D and SK-97D cameras exchange data with the disk.

Think of the advantages. You can file and re-use camera adjustments that flatter the complexions of specific talent. You can match and keep on file the look of any continuing series.

The bottom line is -- you save time. You add to effective production time by cutting down setup time.

That's why a major network



Hitachi SK-97D

- Zero method auto setup
- S/N 60dE
- Real time registration compensation
- 2/3" MS LOC DG Plumbicon tubes
- Triax Capability - 10,000 feet

bought 47 of the first SK-970D's and SK-97D's.

Call us for a demonstration. See our Zero Method automatic setup camera system with the built-in disk drive and many more Hitachi features that solve problems and save time. Call now.



Re-create perfection anytime.



Hitachi Denshi America, Ltd.
175 Crossways Park West, Woodbury,
NY 11797 • 516-921-7200 • In Canada,
Call Hitachi Denshi, Ltd. 416-299-5900

SU-97D

Auto Setup Control Panel

- Built-in 3.5 inch floppy disk system
- Data Transfer between files
- Lens extender display
- Numeric keypad for file selection
- Camera number LED display

Circle (4) on Reply Card

1988 SBE call for papers

Abstracts are being accepted for proposed engineering papers for the 1988 **Broadcast Engineering** conference of the SBE national convention. The technical conference will address the hands-on needs of engineers and technical managers at radio and TV stations. The conference is being organized again this year by John Battison, well known through his work at the annual WOSU seminars.

If you would be interested in preparing a technical paper for presentation at the conference, submit an abstract outlining the scope of the paper, and its importance to the industry, to Battison no later than March 31. If you are interested in participating in a panel discussion or serving in some other capacity, please submit a letter to Battison stating your desire. Because of the number of contacts required to organize a program as large as the '88 SBE convention, only written abstracts and letters of interest

can be accepted.

The SBE will again publish a "Proceedings" of the conference, which will be distributed at the convention. Authors should be prepared to submit a camera-ready manuscript by June 30. Send your correspondence to: John Battison, conference chairman, 890 Clubview Boulevard North, Columbus, OH 43085.

Broadcast '87 reflects strong German market

By John Blau,
European correspondent

The focus of Broadcast '87, held in October in Frankfurt, West Germany, was private broadcasting. This came in response to two landmark decisions that opened up West German telecommunications.

The Media Agreement and the Fourth Broadcasting Judgment have cleared the path for private radio and television. By 1990, some 400 local radio stations and

25 local TV studios are expected to be in operation. Thus, as the influence of the Bundespost in telecommunications declines, the country expects a strong market for professional broadcasting hardware and software.

Broadcast '87, which encompassed film, radio, television and video, included audio and video workshops. The series of audio workshops featured technologies such as digital editing, digital audio processors, hard-disk recording and computer-controlled transmitted operations. A fully equipped production studio allowed guest speakers to demonstrate new techniques.

The video workshops also emphasized learning by doing. Themes included studio automation, time-code synchronous coupling, fast-speed films and CCD cameras. Computer animation was demonstrated at a TV graphic live studio.

Private station owners, as well as engineers and managers in government and corporate production studios, represented the largest group attending the show.

Continued on page 126

BROADCAST engineering

Editorial and advertising correspondence should be addressed to: P.O. Box 12901, Overland Park, KS 66212-9981 (a suburb of Kansas City, MO); (913) 888-4664. Telex: 42-4156 Intertec OLPK. Circulation correspondence should be sent to the above address, under P.O. Box 12937. RAPIDFAX: 913-888-7243.

EDITORIAL

Jerry Whitaker, *Editorial Director*
Brad Dick, *Radio Technical Editor*
Carl Bentz, *Technical and Special Projects Editor*
Paula Janicke, *Staff Editor*
Dawn Hightower, *Associate Editor*
Tom Cook, *Senior Managing Editor*
Lisa Martin, *Editorial Assistant*
Darren Sextro, *Editorial Assistant*
Pat Blanton, *Directory Editor*

ART

Kristi Sherman, *Graphic Designer*

EDITORIAL CONSULTANTS

Fred Ampel, *Audio*
Nils Conrad Persson, *Electronics*
Ned Soseman, *Video*
Michael Heiss, *Consulting Editor*

BUSINESS

Cameron Bishop, *Group Vice President*
Duane N. Hefner, *Publisher*
Stephanie Hanaway, *Promotions Manager*
Cynthia Sedler, *Promotions Coordinator*
Dee Unger, *Advertising Supervisor*
Mary Birnbaum, *Advertising Coordinator*

ADMINISTRATION

R.J. Hancock, *President*
Doug Riemer, *Circulation Vice President*
Jane J. Powell, *Circulation Manager*
JoAnn DeSmet, *Circulation Fulfillment Manager*
Barbara Clare, *Reader Correspondent*

TECHNICAL CONSULTANTS

Eric Neil Angevine, *Broadcast Acoustics*
John H. Battison, *Antennas/Radiation*
Blair Benson, *TV Technology*
Dennis Ciapura, *Radio Technology*
Dane E. Ericksen, *Systems Design*
Howard T. Head, *European Correspondent*
Wallace Johnson, *FCC/Bdct. Engineering*
John Kean, *Subcarrier Technology*
Donald L. Markley, *Transmission Facilities*
Harry C. Martin, *Legal*
Robert J. Nissen, *Studio/Communications*
Hugh R. Paul, *International Engineering*
Art Schneider, *A.C.E., Post-production*
Elmer Smalling III, *Cable/Satellite Systems*
Vincent Wasilewski, *Communications Law*

MEMBER ORGANIZATION:

SUSTAINING MEMBERS OF:

- Acoustical Society of America
- Society of Broadcast Engineers
- Society of Motion Picture and TV Engineers

Member,
Association of Business Publishers



Member,
Business Publications
Audit of Circulation



SUBSCRIPTIONS: BROADCAST ENGINEERING is mailed free to qualified persons within the United States and Canada in occupations described here. Non-qualified persons may subscribe at the following rates: United States and Canada: one year, \$25.00. Qualified and non-qualified persons in all other countries: one year, \$30.00 (surface mail); \$108.00 (air mail). Back issue rates, \$5, except for the Buyers' Guide/Spec. Book, which is \$20. Rates include postage. Adjustments necessitated by subscription termination at single copy rate. Allow 6-8 weeks for new subscriptions or for change of address. Second class postage paid at Shawnee Mission, KS.

BROADCAST ENGINEERING Volume 30, No. 1 (USPS 338-130) is published monthly (except in the fall, when two issues are published) by Intertec Publishing Corporation, 9221 Quivira Road, P.O. Box 12901, Overland Park, KS 66212. Second class postage paid at Shawnee Mission, KS, and additional mailing offices. POSTMASTER: Send address changes to BROADCAST ENGINEERING, P.O. Box 12983, Overland Park, KS 66212.

Photocopy rights: Permission to photocopy for internal or personal use is granted by Intertec Publishing Corporation for libraries and others registered with Copyright Clearance Center (CCC), provided the base fee of \$2.00 per copy of article is paid directly to CCC, 21 Congress St., Salem, MA 01970. Special requests should be addressed to Cameron Bishop, group vice president. ISSN 0007 1794 \$2.00 + \$0.00.

© 1988. All rights reserved.

Advertising offices listed on page 151.

BROADCAST ENGINEERING is edited for corporate management, engineers/technicians and other station management personnel at commercial and educational radio and TV stations, television studios, recording studios, CATV and CCTV facilities and government agencies. Qualified persons include consulting engineers and dealers/distributors of broadcast equipment.

INTERTEC
PUBLISHING CORPORATION

LEADER



Once-in-a-lifetime events don't happen twice!

This 8-lb EFP/ENG Monitor confirms your field productions are perfect, first time, every time!

The LVM-5863A Color/Audio/Waveform Monitor confidence tests camera and VCR performance anywhere. Shows you the overall production quality immediately... with full color (NTSC) and sound. LVM-5863A lets you be sure all your productions are technically and artistically correct *before* you leave the location. The LVM-5863A confirms white balance, sync and burst levels. Its **2H** and **2V waveforms** show both line and field rate signals. A switchable **IRE filter** makes it easy to check peak video. And for



LVM-5863A

accurate verification of setup and black balance, switch on the **4x magnifier**. With all this, the LVM-5863A is easy to use since controls are kept to a minimum.

It goes anywhere.

Lightweight and small, the LVM-5863A is easy to hand carry or to mount in trucks, vans or helicopters. Requiring only 12 Vdc, it can use a readily available, self-contained battery (Sony NP-1 or equivalent) or external power sources such as vehicles and EFP battery belts.

Quickly pays for itself.

The LVM-5863A eliminates the risk of time-wasting, cost-increasing, missed or poor-quality shots.

Call toll-free
(800) 645-5104

In NY State
(516) 231-6900

Request an evaluation sample, our latest Test Instrument Catalog with over 100 outstanding products, the name and address of your nearest "Select" Leader Distributor, or additional information.

For professionals who know the difference.



380 Oser Avenue, Hauppauge, New York 11788
Regional Offices:
Chicago, Dallas, Los Angeles, Boston, Atlanta
In Canada call Omnitronix Ltd. (514) 337-9500

For Product Demonstration Circle (5) on Reply Card

For Product Information Circle (6) on Reply Card

News technology

A guest editorial
by Joseph Barnes

"I covet the best for broadcast news. In broadcast news the challenge is greatest. Nowhere is clarity in writing so necessary. Nowhere is the clock so tyrannical. Nowhere is the audience and the responsibility so great. In your hands has been placed the greatest invention, not the satellite truck or the computer, but the word."

**Ed Bliss, former chief news writer,
CBS-TV, 1987 RTNDA convention,
Orlando, FL.**

Television news has gone through some radical changes within the past 10 years. The forces that have pushed those changes are economics and technology. It is hard to separate one from the other. This month as we examine outside broadcast activities, the bedrock of broadcast news, a perspective on the marriage of news and technology is in order.

TV news is one of the most powerful and influential forces in America today, yet we are a nation of copycat broadcasters, not innovators. For broadcast news to grow in the future, there must be greater innovation, creativity and risk taking. New ideas must be tried. TV news cannot rely primarily on technology to dictate the path of future programming.

TV news has the ability to take us anywhere, *live*. Instantly. TV news can be immediate, but immediacy must be more than fluff live shots from a fair or beside a freeway. Live coverage should mean *live news coverage*, not manufactured live shots.

Sadly, gone are the days of Ed Murrow, when journalists were good writers and uncovered stories regularly by cultivating news sources. Now, words like *reporter*, *journalist* and *editor* have been replaced by words like *clothing allowances*, *agents*, *talent* and *anchors*.

"Sources" are all too frequently "USA Today," the local paper or press releases. It's become a star-studded scene of personalities. In the transition, journalism in the classic sense has been lost.

TV news faces another challenge today: blanket cost-cutting without careful evaluation. Too many stations are slashing away not just the fat, but the bone. The challenge is to reduce costs but keep quality high.

The news department creates the most important community image a station can have. Costs can be cut in many cases, and greater productivity is possible in many cases. But cutting budgets inside a closet of numbers won't help anything but the short-term bottom line. And it will lead to a straw house that will come crashing down sooner or later.

The role of technology in these efforts is both a blessing and a curse. Advancements in camera and recorder design have made possible single camcorder units that improve efficiency and mobility. Newsroom computers have permitted increased productivity for the entire news staff. Remote ENG and SNV trucks have given stations valuable tools to increase news coverage and boost ratings. But, these same technologies cost money—in some cases, lots of money.

The first step in charting a course for the future is communication among departments and individuals at a station. The engineering department can learn a lot from news, and news needs the input of engineering. It's a 2-way street.

For those stations willing to take the risks to program for quality—not just ratings—and provide news personnel quality equipment to do their job, the long-term gains can be substantial, for the station and for the future of TV news. The possibilities are endless.

THE SUPERIOR SPREAD



Orban's new 222A Stereo Spatial Enhancer augments your station's spatial image the way our OPTIMOD™ maximizes your loudness and impact on the dial: Your stereo image will seem magnified, and your listeners will hear more loudness, brightness, dynamics, and depth.

The 222A uses a new proprietary, patent-pending technique that detects and enhances the psychoacoustic directional cues present in all stereo program material. The effect is vivid and compelling—and survives even in San Francisco's brutal multipath environment. On-air tests have also confirmed complete mono compatibility and an audible increase in brightness, punch, and stereo spatial definition that complements your present audio processing.

Creating broadcast-compatible stereo image enhancement is very difficult. Do it wrong, and you can get increased multipath distortion, mono incompatibility, unnatural exaggeration of reverberation, increased sensitivity to vertical tracing distortion in disc playback, and otherwise disappointing results. If an image enhancer uses delay lines, it can drive headphone-wearing DJ's nuts, homogenize the stereo image, and comb-filter the left and right channels.

Orban's new 222A does it right. It avoids the almost endless list of traps and pitfalls, while delivering a sound that stays crisp, dynamic, and well-defined.

Most importantly, this competitive edge is remarkably affordable. At \$995.*, it is within reach of any station—FM or AM—looking to polish its image by enhancing its stereo.

Call or write today for complete information on our powerful new on-air processing tool—the Orban 222A Stereo Spatial Enhancer.



Orban Associates Inc.

645 Bryant St., San Francisco, CA 94107 (415) 957-1067 Telex: 17-1480 FAX: (415) 957-1070

Circle (7) on Reply Card

Eligible daytime AMs may operate full time

By Harry C. Martin

In a further deregulation of the AM rules, made possible by recent agreements with Canada and Mexico, the FCC is allowing qualifying daytime-only AM stations on regional channels and on 940kHz and 1,550kHz to operate on a full-time basis. Their power levels must meet the commission's interference protection requirements to existing stations, but the newly authorized nighttime operations will not be afforded interference protection to each other.

To implement the new authorizations, the commission has calculated the permissible power of each eligible station and has sent show cause orders specifying operation at such powers. No applications are required.

Affected daytime-only stations will be authorized to operate during nighttime hours with up to 500W, depending on interference considerations. In virtually all cases, the new full-time authorizations will be at no more than the power levels permitted for the affected stations under their post-sunset authorizations. Stations that have not been eligible for post-sunset operating authority are not likely to benefit from the new rules.

The newly authorized nighttime operations will be exempt from the principal-city signal coverage requirement. Also, the commission has exempted the new operations from the requirement to remain on the air during two-thirds of the hours between 6 p.m. and midnight. For future upgrades of the affected stations, the commission said it would require a minimum power of 250W (down from the previously required 500W). However, the principal-city coverage requirement will apply to former daytime-only stations that seek to modify their nighttime facilities to use powers greater than their initial authorizations.

Presunrise rule

To minimize the impact caused by the start of daylight-saving time, the commission adjusted its rules regarding presunrise operations of daytime-only AM stations.



Under the new rules, between the first Sunday and last day of April each year, daytime-only AM stations will be permitted to start presunrise operations at 6 a.m. local time with a minimum power of 10W, provided there is no interference to the groundwave contours of clear-channel stations. In many instances, stations will be permitted to operate at substantially more than 10W.

The commission plans to calculate the power limits for each daytime-only station and issue an order to show cause permitting presunrise operation at the power specified. The show cause orders are expected to be issued before April.

Technical standards for cable broadcast switches

Technical standards have been adopted for the input selector switches used by cable subscribers to alternate between cable and over-the-air TV reception. Switches that do not provide adequate levels of signal isolation may cause an incoming cable signal to be "broadcast" from a subscriber's home antenna system, causing interference to other licensed radio services. The commission decided to act because the new cable TV must-carry rules mandate that cable operators make selector switches available to subscribers.

The commission is requiring that external, stand-alone switches and switches built into TV receivers provide at least 80dB of isolation over the frequency range of 54MHz to 216MHz inclusive, and 60dB from 216MHz to 550MHz. Input selector switches that use a power source, both stand-alone and built-in units, must maintain the required isolation in the event of power failures. The method used to achieve isolation in such circumstances will be left to the switch manufacturers.

The new rules subject external, stand-alone switches to the self-testing equipment verification procedures contained in Part 2, Subpart J of the rules. They also impose other requirements intended to prevent harmful interference. The commission said it will publish an isolation test procedure for stand-alone switches.

Also adopted were requirements that

cable operators inform subscribers fully of the interference potential of coupling cable signals across a selector switch. Such coupling would defeat the isolation provided by the switch.

The TV-to-land mobile interference issue

Proceedings have been initiated to develop technical criteria to protect adjacent-channel land mobile stations from interference caused by UHF TV operations on channels 14 or 69. The criteria call for minimal spacing between transmitters of proposed TV stations and adjacent-channel land mobile operations on frequencies within 3MHz of the TV channel. The degree of spacing would be less for TV stations not operating at maximum power.

The type of adjacent-channel interference problems that occur might be eliminated by filtering the channel 14 or 69 out-of-band emissions at the TV transmitter or at receiver locations.

Also being proposed is a system by which an application for channel 14 or 69 would be granted if the applicant could come to an agreement with the affected land mobile operator to accept compensation for a certain amount of interference or move to another frequency. The question being asked is whether the TV applicant in these circumstances should be required to obtain agreements from all the affected land mobile licensees or from most of them, perhaps 85%.

The commission has suggested that it might authorize non-broadcast use of affected channels where the technical criteria for joint TV and land mobile use could not be satisfied, and no agreement had been reached. Such uses would include private land mobile operations or broadcast-related auxiliary use. In some situations, allotments might be made on a multiple-use basis. Under this system, mutually exclusive applications for different services on the same allotment would be selected under new comparative criteria. None of these changes will be implemented, however, until it is determined whether channel 14 and 69 allotments will be employed for HDTV.

|| :? =)))||

Martin is a partner with the legal firm of Reddy, Begley & Martin, Washington, DC.

STOP

adding master control panels
to your routing switcher.

Wait until you see
us at NAB '88,
Booth 2928.



THE GRASS VALLEY GROUP INC.
P. O. Box 1114
Grass Valley, CA 95945 USA
Telephone (916) 478-3000
TRT: 160432

OFFICES: New York (201) 845-7988; District of Columbia (301) 622-6313; Atlanta (404) 493-1255; Chicago (219) 264-0931; Minneapolis (612) 483-2594; Dallas/Fort Worth (817) 483-7447; Los Angeles (818) 999-2303; San Francisco (415) 968-6680; GVG International Ltd. (UK) +44-962-843939; Grass Valley Group Asia (HK) +852-3-7396632

Circle (8) on Reply Card

Bird watchers' guide to computer graphics

By Rick Lehtinen

Taking one trip down the aisles of a large trade show causes you to think that everything is a computer graphics system. Each booth has a new wonder box. Some of them do things that just couldn't be done not too long ago. Not only are we engineers supposed to be able to repair this equipment, but we frequently are asked to give advice about its purchase as well. To sort things out, so we can competently consult, we need to borrow a technique from bird watchers.

Finding an unfamiliar species, the bird watcher looks for key features—the shape of the beak, the talons and the physical size. These facts help determine what the bird does, what it eats, where it lives. By checking a field guide, the bird watcher can find more about the species and its proper ecological niche.

The same kind of process works for digital image systems. Inputs and outputs, operational features and the documentation reveal enough about a system to tell you what it is and whether it merits further investigation.


The family of birds contains about 2,000 genera with about 8,600 living species. Fortunately, computer graphics is less confusing. For convenience, we can divide digital image equipment into four major genera (with some subdivisions): digital effects units, character generators/titlers, still stores and graphics systems.

Digital effects units

Digital effects systems are units that operate on video that is provided to them. They modify it, twist it, turn it, color it, posterize it, solarize it, distort it in various ways and break it up into mosaic tiles. The keys to recognizing digital effects units are that they operate on input video and do it in real time (as you see it happening).

Character generators/titlers

In contrast, a character generator or production titler makes video letters. It also might move, squeeze or animate them and perhaps even put them through gyrations resembling special ef-



fects moves. But when all is said and done, the system makes letters. The key is that the unit creates and manipulates typeface or font information obtained from a library of alphanumeric character information. It does not act on input video per se.

Still stores

A still store is essentially an electronic slide projector. Images are stored digitally, usually onto a magnetic disc medium. Later, images are retrieved singly or in sequences, according to the instructions given by the operator. Some systems allow automatic wipes and dissolves between program and preset channels. An exciting new generation of digital disc recorders are super-quick, extended-memory units, so fast that they can retrieve frames in real time and are large enough to hold more than a minute's worth of video. With all-digital circuitry, they can layer images without generation loss by merely writing in some extra bits to memory, as opposed to the erase and rebias method of videotape, which destroys what went before.

Another item on the still-store horizon is the laser videodisc. Although videodiscs gradually are gaining ground in the industrial markets, to broadcasters they still are something for which a 1-inch master tape is to be prepared. Still, this bird just might fly, particularly for archiving still photos.

The storage capability of graphics systems can resemble a still store. The key to recognition is that a still store doesn't create anything, but just records and plays back.

Graphics systems

Finally, the computer graphics system creates frames of video. For complex movement, we must record a number of frames sequentially on tape or another storage medium. The graphics system may capture input video and alter or modify it (like an effects system), but rarely does the system operate in real time. Graphic images may be stored as single frames or as a set of instructions to tell the computer how to recreate the image. The key is the creation of video, as

opposed to the creation of characters or performance of real time video effects.

There are at least two species of graphic art systems. The 2-D or cel system takes its name from the animator's stand, in which one picture is one cel. To animate, you create lots of cels and flip them quickly to see the motion. Anything you can imagine on paper can be done in 2-D, such as cut-and-paste of diverse images to form a composite or to move items around the screen. Complex animation can be generated. However, remember that it is 2-dimensional. If you want to reveal a new face of a spinning cube, you must make and recall from memory a picture drawn to show the previously hidden face (and its perspective).

On the other hand, 3-D systems use recorded characteristics of objects and calculate the shapes of the objects on a frame-by-frame basis. As you move the object around the field of vision, the computer keeps track of which surfaces are visible and which surfaces are hidden.

Shades of confusion

There are gray areas where image-processing species intermingle. For instance, at least one character generator has the capability for making characters and maneuvering them in ways that resemble an effects unit. An optional font compose system for making new characters and an optional paint system for composing backgrounds and stills expands the versatility. The paint system includes a feature to scan in video with some capability for modifying it. Once an image is finished, an optional on-board still store keeps the image until later. So how do we classify this system? It is really several things at once.

Weather data systems are similar. Not only do they receive data from an out-of-house computer database, but they also display it and produce 2-D animation of frontal lines and jet streams.

You can expect the next generation of digital imaging equipment to be a bird of still a different feather. Fortunately for bird watchers, natural evolution is slower and easier to follow.

||:~>))))|

Lehtinen is staff engineer for KSL-TV, Salt Lake City.

FIELD PRODUCTION

A special job demanding specialized products.



For your audio needs: a growing line of compact, easy-to-use FP amps and mixers.

Shure FP products are built specifically for ENG, EFP, film, and video work. They're not general audio products that "might" work on remotes. And no one offers as wide a selection with this kind of built-in ruggedness and reliability.

FP32



FP42



For Stereo Remotes. The FP32 Stereo Mixer is comparable in size and features to our famous FP31. Its stereo capability, light weight, easy-to-use controls and convenient shoulder harness make it the first choice of field crews. Our FP42 Stereo Mixer simplifies mic cueing, so important in situations like sports remotes. Plus it enables you to easily mix down stereo in your post production booth. It offers all the features of the popular M267 plus stereo capability and a stereo headphone amp.

FP31



FP16



The Industry Standards. The FP31 is Shure's original field production mixer. Thousands bet their audio on it worldwide. The FP16, a one-by-six distribution amp with transformer balancing and link jacks, outperforms all competition. It's also ideal as a portable press bridge.

FP11



FP12



For Long Yardage Situations. The FP11 Mic-to-Line Amp provides freedom from noise in long line situations, with up to 84 dB of gain in 15 6-dB steps. It converts any mic to line level and includes an invaluable limiter circuit. The FP12 Headphone Bridging Amp is a must for shotgun and boom operators. It keeps them on target without need for a return line. It's ideal for multiple headphone feeds, troubleshooting, and as an intercom.

FP51



The new FP51 gated compressor/mixer rides gain automatically. Once you set the compression level, the FP51 adjusts automatically to changing signal levels in critical remote-to-studio feeds to maximize signal output. As a result, your broadcast is quieter, smoother, better balanced and more natural sounding.

For more information on the entire FP line, call or write Shure Brothers Inc., 222 Hartrey Avenue, Evanston, IL 60202-3696. (312) 866-2553.

SHURE®

THE SOUND OF THE PROFESSIONALS... WORLDWIDE*

Circle (9) on Reply Card

Updating your proof-of-performance

By John Battison, P.E.

In recent years, the FCC has shown an ever-growing interest in directional antenna operations. New stations are finding increased concentration by the commission on obtaining concrete proof of adherence to the standard directional antenna patterns. Existing stations, when their licenses come up for renewal, quite frequently are subjected to unpleasant shocks. Examination of the operating logs by the commission's inspectors often discloses that the directional antenna system has been operating outside its licensed parameters.

Some of the older stations also are being required to update directional antenna proofs, which may have been made 30 or more years ago. Many of these stations have not been reproofed since the original license was issued. In some cases, the commission's requirements are satisfied by explaining any discrepancies on the operating logs. For other stations, a skeleton or partial proof is the only thing that will satisfy the commission's engineers.

New monitor points

Major problems frequently are encountered in reproofing directional arrays installed 30 or more years ago. Many of the original measuring points along the radials have been built over, or are rendered useless by the proximity of buildings or overhead lines. Many times, too, monitoring points that have become old and trusted friends over the years are found to be, at the least, misleading, if not downright untruthful. Where conditions around the monitoring points have changed over the years, the monitoring points often are still within the license limits. Yet when the radial is run and analyzed, the inverse fields are nowhere close to what the license permits.

In a situation such as this, the only solution is major surgery in the form of selecting new monitor points. If this is done, the process probably also will entail making a series of new non-directional measurements, using new measuring



points along the radials plus, of course, a skeleton proof.

A rather unusual problem can arise when making a partial proof or reproof of an older station if the number of towers used in one of the patterns has changed since the original proof. A case such as this also may require the use of two different sets of radials—one for each pattern.

One station, which originally had a 5-tower, in-line array used in a DA-2 configuration, added a sixth tower for use in the daytime pattern only. The reworked daytime system used the new tower No. 6 and towers No. 1 and No. 2 from the original array.

The original proof-of-performance radials were drawn from center, tower No. 3, so they were good for day and night measurement purposes. When the daytime array was modified, new radials were required from the center of the daytime array.

The nighttime pattern was still referenced to the No. 3 tower. But, because of the spacing between this tower and the new No. 6 tower, it was necessary to maintain two separate sets of radials, one each for the day and night patterns. The array was adjusted so that all the nighttime monitor points were within the license specifications, and the radials were run. Practically all of the points on the original radials were found to be useless because of the intrusion of overhead lines and new construction, which in some cases completely obliterated the old points.

It then was necessary to pick new regular and alternate monitor points along the radials to complete the proof-of-performance. Although not required by the FCC, the licensee probably could have saved money by having the chief engineer make a skeleton proof from time to time. The station definitely would have been better prepared to cope with the deteriorated radial conditions.

DA-NDA switching

Many of the directional stations constructed in recent years embody control circuitry that make it possible, in the case of a DA-N station, to switch from non-di-

rectional to directional operation and back by pushing a button. In the case of DA-2 stations, although more complicated, it is possible to switch from each pattern to a non-directional pattern and back again by means of a control system.

If you are contemplating construction of a new antenna system, or updating or modifying an existing one, I recommend strongly that you include this feature in the design. Such a feature doesn't cost much, and the convenience it provides is priceless. As a matter of fact, there have been strong suggestions that the commission will, before too long, require that this feature be embodied in all directional antenna systems. I firmly believe, not only from an engineer's viewpoint, but also from the viewpoint of management (whose interest lies in preserving continuity of signal pattern during DA measurements), that this concept is a worthwhile addition to any antenna system.

The DA-NDA switching system described previously speeds up every kind of measurement operation. It is possible to go to any measuring point once only, and to read any antenna pattern value at that point in the course of two or three minutes. With such a system, readings are made under identical weather and field-strength meter orientation and adjustment conditions. I might add, in connection with NDA readings, that when questionable readings are noted at a monitor point, or when trouble in a DA operation is suspected, non-directional readings taken at the monitor point and ratioed to the directional readings give a good indication of the antenna's performance and condition.

Battison, BE's consultant on antennas and radiation, owns John H. Battison & Associates, a consulting engineering company in Columbus, OH.

THE NEW CRL IS

Digital Friendly



The Third Generation "800" Series

Since the first Compact Discs became available over three years ago, CRL engineers have been working to perfect circuits that would make it possible to get that exciting digital sound through the transmission system to your listener's receivers.

Our totally new **STEREO GAIN CONTROLLER** was designed for digital. It has to be heard to be appreciated. It includes Dynafex® noise reduction for a S+N/N ratio greater than 80 dB!

The new **STEREO MODULATION PROCESSOR** uses our exclusive transfer function limiter for maximum transient quality and impact. Add to that, the new Stereo Soundfield Enhance circuit for maximum separation, and a new filter design for superb baseband protection.

Top it off with our newest version **SG 800A STEREO GENERATOR** with high resolution digital modulator and you have the loudest, most transparent "on air" sound yet! We call it **DIGITAL FRIENDLY**.

For a **DYNAMIC** sound that will thrill your audience and intimidate your competition call now to audition these great new processors on our **SATISFACTION GUARANTEED** sale plan. Cost is just \$4995 for a limited time. . .

800-535-7648

Dynafex® is a registered trademark of Circuit Research Labs, Inc.

**THE
PROFESSIONAL'S
CHOICE**



CRL Systems
2522 West Geneva Drive
Tempe, Arizona 85282
(800) 535-7648 (602) 438-0888
TELEX: 350464 CRL TMPE. UD.
FAX (602) 438-8227

Using parabolic antenna systems

By Elmer Smalling III

Last month we began a 2-part series featuring parabolic earth-station antenna systems, with emphasis on simple measurements and design criteria. Now let's examine some important equations that

Smalling, BE's consultant on cable/satellite systems, is president of Jenel Systems and Design, Dallas.

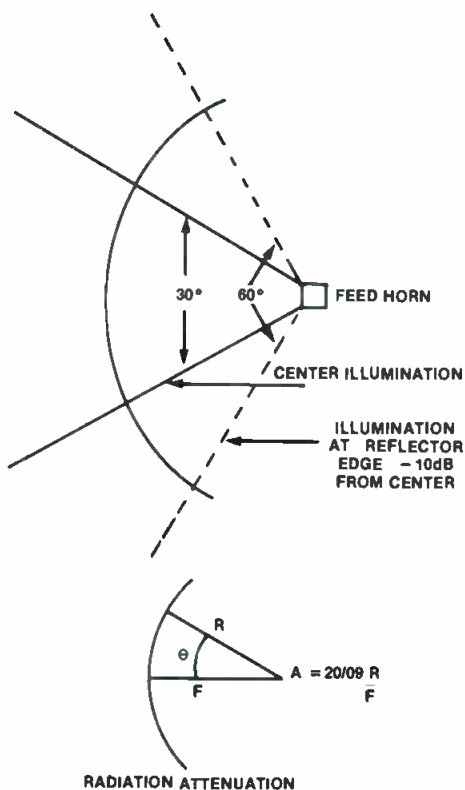


Figure 1. The radiation attenuation is related to the proper centering of the feed horn.

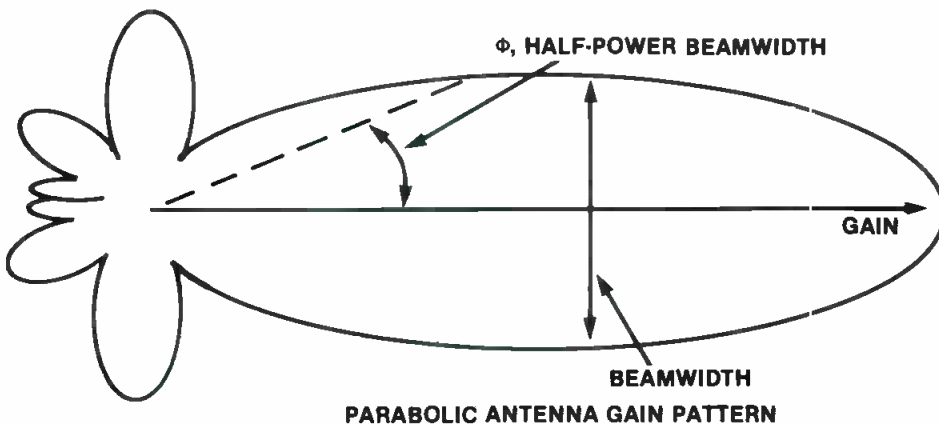


Figure 2. Beamwidth and gain are interrelated.

must be used by engineers to evaluate a system or to plan a new installation.

The most important antenna system parameter is *gain*. Gain of a parabolic reflector is

$$G_{dB} = 20 \log F_{MHz} + 20 \log D_{ft} - 52.6$$

$$G = 4\pi \text{Area} / \lambda^2$$

This calculation gives a good estimate of the gain of the reflector while relating the total signal capture area to signal wavelength. Up to a certain point, the larger the diameter of the parabolic reflector, the more capture area or gain the antenna will have, if wavelength is held constant.

Pointing-error loss of an antenna system is proportional to the diameter of the reflector divided by the wavelength. As the diameter gets larger, the pointing-error loss decreases, and the antenna gain increases. The loss for a 33-foot dish is about 0.2°, and it is as great as 1.3° for a 10-foot-diameter antenna.

$$g(\theta) = g e^{-2.76 (\theta_e / \theta_b)^2}$$

where g = gain,
 θ_e = pointing error,
 θ_b = half-power beamwidth,
 and $d/\lambda \leq 0.41/\theta_e$.

All of these equations are theoretical. Variations from the ideal gain lead to efficiency of the antenna, normally ranging from 50% to 70%. Parabolic reflector efficiency is calculated from:

$$\text{efficiency} = \frac{P_{\text{RADIATED POWER}}}{P_{\text{INPUT POWER}}}$$

In an earth-station antenna system, the feed horn must provide a wavefront toward the reflector (subtend the angle), which provides appropriate signal levels (illumination) to the center and edges of the parabolic reflector. The edge illumination usually is 10dB less than on-center illumination. Because of the different signal illumination levels with changes in the feed angle, the space attenuation differs from varying off-axis angles of the feed horn. Space attenuation is negligible at small values of feed angle and becomes large at greater angles. The attenuation figure can be calculated from:

$$A = 20 \log (R/F),$$

where F = focal length of the parabolic reflector and R is the off-axis feed angle. (See Figure 1.)

Manufacturers of parabolic antennas include f/d (focal length over diameter) as part of their specifications. The focal length (feed point or location of the feed horn) can be critical within a fraction of a wavelength. The dimension usually is specified by the manufacturer and should be periodically checked.

The best way to set focal length is to monitor a midband transponder and adjust toward and away from the main reflector for maximum signal strength. Once this point is found, check the first and last transponder (highest and lowest frequencies) to assure that the signal strengths of these have not been jeopardized by the midband adjustment. If the manufacturer has not included the focal-length dimension, but does state an f/d factor (such as 0.5), simply measure the diameter of the reflector, and calculate the focal length, using:

$$F = D^2 / 16d,$$

where D = diameter of reflector
 and d = distance to focal point.

It is important to center the feed on the parabolic reflector to prevent squint or lateral beam displacement. The half-power beamwidth of a parabolic reflector may be calculated, using:

$$\theta = \lambda / (d\sqrt{p}),$$

where λ = wavelength,
 d = cross section diameter,
 and p = antenna efficiency.

See Figure 2.

[:?:(~))]]

MULTI-TRACK PRODUCTION FOR MERE MORTALS

Otari's Mark III-8 and Mark III-4 audio machines are helping today's radio broadcasters meet the challenge from music video and stereo TV by allowing a Producer's creativity to soar to new realms. And, they keep costs down to earth.



The Mark III-8 eight channel, and Mark III-4 four channel recorders give you exciting and affordable aids to creativity that can quickly be mastered, even if you, until now, followed the two-track path. With eight channels, you can lay down stereo music tracks, cross fade from one stereo program to another, layer effects, or multiply voice overs — on one tape, on one machine. Spots are created more efficiently, and are more effective.

So don't wait for divine intervention to determine the fate of radio. Make it happen today with *the stereo production machines*, from Otari: The Technology You Can Trust.

Contact your nearest Otari Dealer for a demonstration, or call Otari Corporation, 2 Davis Drive, Belmont, CA 94002 (415) 592-8311 Telex: 9103764890

Circle (10) on Reply Card

OTARI®



Inside digital technology

By Gerry Kaufhold II

So far in this series, we have examined a number of aspects of digital electronic circuits. Usually, patterns of binary bits have been broken into 4-bit *nibbles*. These bit patterns have been shown as address, data or control signals. Now we will look at different methods used to organize the representation of bit patterns in digital hardware.


Binary numbering

Because any discrete binary signal can have only two meaningful logic level states, either *high* or *low*, many individual bits must be strung together to represent anything useful. If a 16-bit address bus can uniquely

Kaufhold is an independent consultant based in Tempe, AZ.

BINARY WEIGHTING VALUE	DECIMAL WEIGHTING VALUE	HEX WEIGHTING VALUE
8 4 2 1	1 0 1	1
0 0 0 0	0	0
0 0 0 1	1	1
0 0 1 0	2	2
0 0 1 1	3	3
0 1 0 0	4	4
0 1 0 1	5	5
0 1 1 0	6	6
0 1 1 1	7	7
1 0 0 0	8	8
1 0 0 1	9	9
1 0 1 0	1 0	A
1 0 1 1	1 1	B
1 1 0 0	1 2	C
1 1 0 1	1 3	D
1 1 1 0	1 4	E
1 1 1 1	1 5	F

Table 1. The relationship among the binary, decimal and hexadecimal numbering systems.



address 65,536 memory locations, there must be 65,536 different combinations of those 16 bits.

In the discussion about memory addressing, it was shown that 256 bytes of memory constitute one page of memory, and 16 bytes of memory are one line of memory. Recall that a nibble, made up of four bits, can address up to 16 unique locations. This relationship of four bits to 16 possible unique combinations is the key upon which all digital data representations are based.

Another key item is that the first (or lowest) possible count is always zero.

Decimal equivalents

Table 1 shows the 16 possible combinations of four bits. Each vertical column is labeled with a weighting value that identifies the number in decimal units of each column. For the binary columns, there are four weighting values (1, 2, 4 and 8). If there is a binary "1" under a weighting value, then that bit holds the numeric equivalent of that weighting.

Notice that when the binary count goes from 1001 to 1010, the decimal equivalent rolls over from nine to 10. This fact makes decimal equivalents unwieldy for doing work with digital machines that roll over every 16th count.

Hexadecimal numbering

Converting 4-bit binary numbers into decimal is a tedious procedure for humans who were brought up using the decimal system. For this reason, *hexadecimal numbering* was developed. Hex is the most common method for identifying information stored in a binary bit format.

Referring again to Table 1, note that the hex weighting value in all cases is "1." The first

six letters of the alphabet are used to represent the decimal equivalent of 10-15.

The hexadecimal numbering system has several advantages over simple binary as far as human comprehension is concerned. First, note that each hexadecimal digit represents four binary bits. It follows, therefore, that a 4-digit hex number represents a 16-bit binary number. A full 65,536 unique addresses can be expressed by using just four hex digits.

Conversion process

To convert an n-bit binary number into hex, perform the following steps:

- Mark off groupings of four bits, beginning at the right-hand side of the binary number. If the final grouping is less than four bits, fill in the remaining spaces with zeros.
- Convert each 4-bit binary group into a single hexadecimal digit, beginning at the right-hand side of the binary number.

To convert a hexadecimal number into its decimal equivalent, perform the following steps:

- Convert each hex digit into its decimal equivalent, beginning with the right-hand unit.
- Using Table 2, match the weighting value to each of the hex digits.
- Multiply the right-hand number by one.
- Multiply the next number by 16.
- Multiply the next number by 256.
- Continue in this manner as needed.
- Add the individual values to give the decimal equivalent of the hexadecimal number.

Next month we will discuss additional conversion techniques. This process will enable you to convert the hex digits given in documentation to the bit patterns commonly displayed on a logic analyzer or oscilloscope.

MOST RIGHT HAND	HEX DIGIT=	1
NEXT RIGHT HAND	HEX DIGIT=	16
NEXT RIGHT HAND	HEX DIGIT=	256
NEXT RIGHT HAND	HEX DIGIT=	4,096
NEXT RIGHT HAND	HEX DIGIT=	65,536
NEXT RIGHT HAND	HEX DIGIT=	1,048,576
NEXT RIGHT HAND	HEX DIGIT=	16,777,216
NEXT RIGHT HAND	HEX DIGIT=	268,435,456

Table 2. The weighting values for hexadecimal-to-decimal number conversion.

"We wanted the best sound in town—I think we were successful."

Martin Brandl, Chief Engineer
CJMF-FM, Quebec City, Canada
(Soft Rock)

"The automatic equalization and gently gain riding were just what we were looking for. And thank you for making your updates retrofittable."

Don Hobson, Engineering Manager
KJQY, San Diego, CA
(Light and Easy Music)

"I would highly recommend it to anyone—except my competitors!"

Ray Fisher, Program Director
WZLX, Columbus, MS
(Contemporary Hit Radio)

"Increased our punch and gave us a fuller sound. It's ultimately clean. In a competitive market, regardless of format, the cleaner sound gets (and keeps) the long-term listener. The added controls give us the advantage of tailoring our sound to the listener."

John Bortowski, Chief Engineer
WBMX, Chicago, IL
(Urban Contemporary)

"It's scary! Loud and dense, but not fatiguing. And it's consistent whether we're playing old LPs or a new Huey Lewis CD."

Duffy Egan, Chief Engineer
WPRO-FM, Providence, RI
(Contemporary Hit Radio)

"Clean and loud."

Barry Mishkind, Chief Engineer
KFXX, Tucson, AZ
(Contemporary Hit Radio)

"Clean and natural without being strident. It gives you lots of adjustment capabilities, and will fit almost any format. The manuals are very good as usual."

David Ficker, Chief Engineer
KHOO, Waco, TX
(Adult Contemporary)

"Voices sound clean and open, and the music sounds great."

John Buckham, Chief Engineer
KITS, San Francisco, CA
(Modern Rock)

"Super! The most cost-effective change we've ever made."

Randy Wells, Chief Engineer
KREO, Santa Rosa, CA
(Adult Contemporary)

"It's the biggest bang for the buck—lets us customize our sound for our listeners."

Matt Conner, Chief Engineer
WASH, Washington, D.C.
(Adult Contemporary)

"Lethal."

Terry Carpenter, Chief Engineer
KJYY, Houston, TX
(Vocal Soft Rock)

"Gave us more punch and clarity without any increase in distortion."

Michael Fast, Chief Engineer
WPOC, Baltimore, MD
(Modern Country)

The OPTIMOD®-FM XT2 Processor: Everything they say is true.

Orban's XT2 Six-Band Limiter is an accessory chassis that works with any 8100-series OPTIMOD-FM. It gives you bass and high frequency equalizers, plus CLIPPING and DENSITY controls that let you customize the sound for your format and target audience. At \$2075*, it's probably the most cost-effective upgrade you can make to your audio.

For the details, see your Orban dealer, or contact us direct.

Orban Associates Inc.

645 Bryant St, San Francisco, CA 94107 USA
Phone (415) 957-1067 or (800) 227-4498
Telex 17-1480 FAX (415) 957-1070

* (suggested list)

orban

Circle (11) on Reply Card

www.americanradiohistory.com

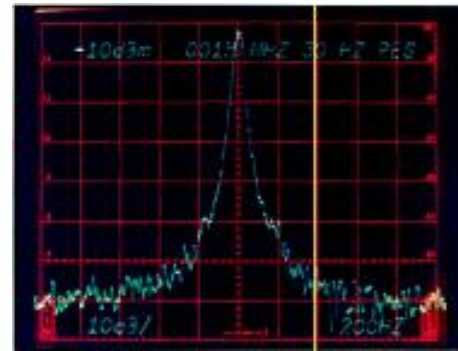
Maintaining computer storage devices

By Michael Juliff

Hard disk drives are one of the most important and most fragile components of any microcomputer system. They are called upon to store and to retrieve vital, often irreplaceable data quickly and reliably. Although hard drives typically provide years of trouble-free performance, they can and do fail.

A disk drive is a complex electromechanical device that relies on a rapidly spinning aluminum disk, coated with magnetic material, and flying recording heads to store and to retrieve data. It doesn't take much to doom a disk drive. A speck of dust caught between the head and disk, a well-placed jolt or a manufacturing imperfection can cause failure of the system.

Hard-drive manufacturers continue to make strides toward greater reliability. Yet, those efforts can be offset by the demand for greater performance, both in terms of capac-



ity and transfer rates, which pushes the limits of current technology.

Media testing

The disk-drive system is most vulnerable on the media surface where data is stored as magnetic bits. Each bit is encoded as a flux reversal that the drive head reads as either a "1" or a "0," depending on the status of the flux reversal.

The drive's electronic processing circuits expect to see flux reversals spaced a certain distance apart within a predetermined window. Unfortunately, the stored data, because of mechanical misalignment or failure, may be recorded outside its window, causing a bit error. Flux reversals recorded randomly outside their windows are referred to as *soft errors*. Flux reversals recorded outside their windows under repetitive testing are usually related to media defects and are identified as *hard errors*.

The best way to detect the frequency of

hard and soft errors in a disk drive is to actually test the media surface over and over, a time-consuming process. Rather than repetitive testing of the drive, the computer service industry has developed *margin tests* that accelerate media defect measurement by narrowing the data window.

Drive repair

Repair of a hard disk drive is beyond the scope of most broadcast engineers' expertise. Fortunately, numerous service depots have been established to support the growing small computer market that specializes in hard and floppy disk-drive repair.

Special measurement systems are available to exercise and to check a drive quickly and thoroughly. An efficient approach to this type of work is the PC-based disk tester, capable of conducting and recording a wide variety of measurements.

With a PC drive tester, the service engineer or technician can develop test sequences on a menu-based program generator. From a main program menu, the user selects general test categories to create the required test sequence. Test systems are available that offer a continuously updated on-screen display of the unit's performance under test. Figure 1 shows a typical readout.

Troubleshooting

As an example of what a sophisticated disk tester can do, consider a problem hard drive in which data is randomly written to the wrong locations, corrupting data integrity in the process. The technician suspects the problem is caused by a shift in drive rpm. To determine whether this is the case, the technician can program a tester to monitor disk rpm for several days and report discrepancies. The rpm shift might be traced to excess vibration resulting in premature bearing wear. Without the appropriate test equipment, such a problem might be impossible to identify.

The availability of sophisticated test instruments can result in considerable savings of time and money. The key is having the right test equipment and knowing how to use it.

Most broadcast engineers have little interest in attempting to repair a piece of equipment as complicated and fragile as a hard disk drive, and for good reason. Embarking on a repair job without the needed test gear can cause nothing but delay and needless headaches. | : (: -)))))

Juliff is vice president of research and development for KJ Instruments, a division of Applied Data Communication of Tustin, CA.

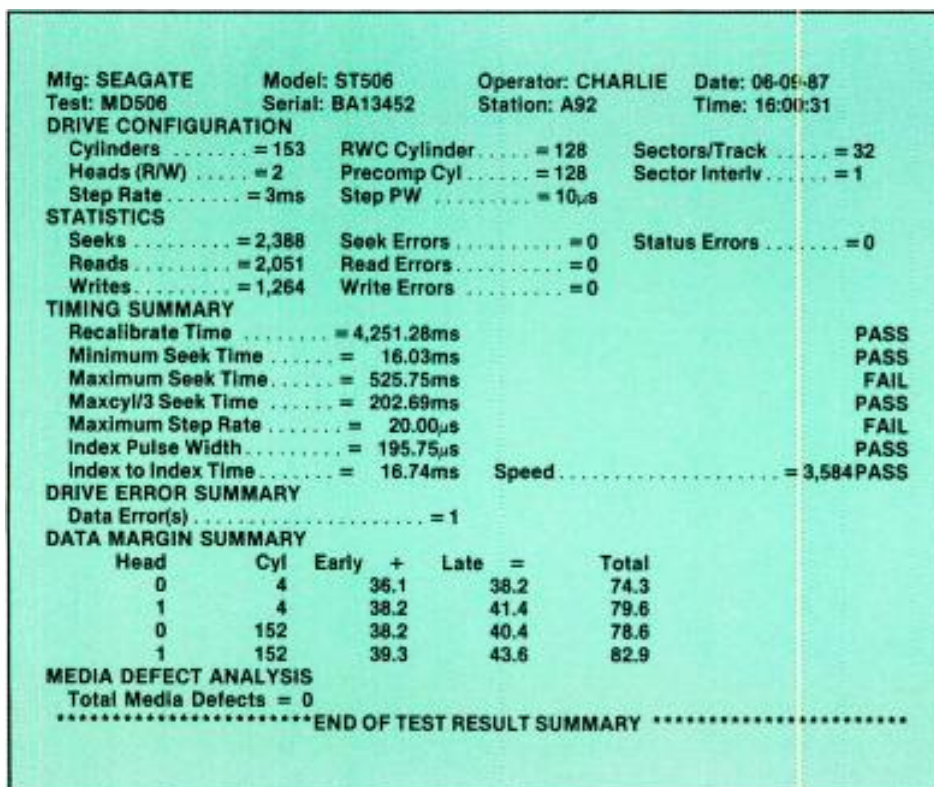


Figure 1. Display screen of a PC-based, disk-drive tester. Note the wide variety of measurements performed and the "pass/fail" determinations made by the system.

**ON THE HEELS OF THE
CURRENT BUDGET CRUNCH,
JVC VALUE HELPS POLISH
YOUR IMAGE WITHOUT
SELLING YOUR SOLE.**



JVC[®]

**ALWAYS A STEP AHEAD...
TO KEEP YOU A STEP AHEAD.**

Circle (12) on Reply Card

www.americanradiohistory.com

Time management

By Brad Dick, radio technical editor

Last month's column discussed the importance of controlling the use of your time. Everyone begins each day with the same amount of time. Successful people have just learned how to get the most out of this limited resource.

People striving for effective results deliberately manage their time. Minutes add up to hours and hours add up to days. To be successful, you have to manage those minutes and hours to your best advantage. When you let external forces direct everything you do, it becomes almost impossible to reach any goals you may have set.

Crisis management

Let's examine how Chris, our example engineering manager, was spending his time. Referring to last month's column, Chris was interrupted seven times during the period from 9 a.m. to 2 p.m. These interruptions took him away from tasks he had started but not completed.

Using the categories listed in Table 1, let's see how Chris was using his time. The chart below summarizes how Chris spent his time over a 4-hour work period.

	Minutes	Percent
Reading mail	59	23
Maintenance	9	4
Administrative work	61	24
Telephone	27	10
Meetings	77	30
Individual discussion	4	2
Production work	17	7
Total work time	254	100

Chris began to read his mail three times. It usually is not an intensive task, but he was interrupted three times. Although he spent almost an hour on it, by mid-afternoon, Chris had yet to complete reading the day's mail.

Chris also began, but did not finish, his FY90 budget. You may recall from last month that his budget already was late. He probably should have made working on the budget his top priority. Even so, Chris began his day by reading the mail, not working on the budget.

Chris began working on his FY90 budget three times, spending only 61 minutes on an item that already was late.



The segment times for this task ranged from as little as seven to a maximum of 35 minutes. From an efficiency standpoint, the 35-minute segment was probably the only period in which any effective work was accomplished.

During the 4-hour work period, Chris was interrupted three times by the telephone and three times by personal contacts. Let's look at the telephone calls. All of the calls were from vendors. If Chris had been in a meeting with his supervisor, would the meeting have been interrupted so he could take the call? Probably not. When you are working on an important (late?) project, consider not taking any telephone calls. Ask the receptionist or station secretary to take messages. Then, return the calls at your convenience.

Telephone
Individual discussion or conference
Dictation/writing correspondence
Planning
Personal time
Maintenance
Production work
Reading (magazines, mail)
Meetings
Travel
Miscellaneous

Table 1. Break down your time according to these categories. Add to the list as necessary to cover the work you perform.

The staff interruptions are more difficult to control. The station engineer seldom can afford to close the office door and refuse to answer it. However, don't fall into the trap of always cropping what you are doing just to meet someone's immediate need. Be responsive, but don't let others set your entire agenda.

Categorize your efforts

Now it's time for you to review your time audit results. Categorize your activities according to Table 1, or use a similar system that makes sense for you. This is not a billing log, so don't break down the categories into projects on which you are working. Now, total the amount of time you spent in each category.

The object is to see how you are spending your time. After conducting a time audit, people usually find that they spend time on tasks having little relationship to their productivity—or success.

As you examine the results of your time audit, look for periods of time spent on unproductive chores. Be aware of the small periods of time that add up. How much time did you spend bragging about your last fishing trip? How many times did you repeat the story?

Are you performing chores that could be done by other people? Be honest now. If you have moved up the corporate ladder a bit, do you still return to your old habits and do some of the "fun" things you used to do? If so, how productive are these tasks in light of your new responsibilities?

Continue tracking how you spend your time. Next month we'll look at some of the most common mistakes people make in managing their time. The mistakes are easy to recognize, once you have completed the time audit.

NEW FROM ARRAKIS SYSTEMS

5000 SERIES

The First No-Compromise
Modular Radio Console...



...At A Down-To-Earth Price: 16 Channels, Under \$10,000.

THE FEATURES YOU WANT—

- 16 Modular Stereo Channels.
- Program, Audition and Mono Mixdown Balanced Outputs.
- Telephone Mix-Minus Buss.
- Full Monitoring Facilities.
- Remote Equipment Start/Stop.
- Remote Module Control.
- Standard Digital Clock and Timer.
- Optional EQ and Effects Modules.

THE DEPENDABILITY YOU NEED—

- DC Controlled – No Audio On Pots.
- Rugged Modular Construction.
- Penny & Giles Slide Faders.
- ITT Schadow Switches.
- NE5532 IC Module Design.
- External Regulated Power Supply.
- Superb Audio Performance Specs.
- Most Important, Arrakis Systems Designed-in Ultra Reliability!

For features, performance, price and reliability,

NOBODY BUILDS CONSOLES LIKE ARRAKIS.

Call (303) 224-2248

Circle (13) on Reply Card

ARRAKIS SYSTEMS INC. 2609 RIVERBEND COURT FORT COLLINS, CO 80525



Localism is the driving force behind remote broadcasting for radio and television.

Broadcasting from the field

Outside broadcast work today is an alphabet soup of acronyms. There's ENG, RENG, EFP and SNV, to name a few. Each describes a particular activity, but they all can be summed up with the 1950s-era term "remote."

Radio and TV broadcasters are finding remote operations increasingly important as they compete with each other for audience shares, and against alternative audio and video program sources for viewers' and listeners' time. Remotes add a measure of excitement and realism to any type of programming.

A remote broadcast brings a station back to its roots, localism. The strongest marketing element for any station is its capability to provide

news and entertainment programming of interest to its *local* audience. Localism is the method by which radio and TV stations make themselves a part of their community. Stations that are involved in and care about a town, city or area are usually the stations that, year after year, do well in the ratings.

In today's fiercely competitive market, localism is critical to a station's prosperity. Let's face it, the consumer has a number of alternative sources for entertainment. Compact discs provide better audio, with no commercials, than any radio station on the air today. Pay-TV offers first-run movies with no commercial interruptions. VCRs boast an

endless selection of new and old movie titles as near as the corner convenience store. Looming on the horizon are S-VHS and other improved consumer tape formats that can deliver to the home a better TV signal than is available off the air.

One thing these entertainment mediums cannot offer, however, is localism. That is the domain of broadcasting. It is the strength of broadcasting. And it is the essence of remote broadcasting.

In this issue we examine some of the critical behind-the-scenes elements of outside broadcasting:

- "Mobile Mast Safety" page 26
- "Applying Cellular Technology" 36

- "Catching the News Crew" 46
- "Powering Portable Production" 58
- "Stereo Microphone Techniques" 80
- "Using Shotgun Microphones"

Remote broadcasts are a feature of radio and television that will never go out of style. The hardware we use will change. The types of stories or events we cover will change. But the underlying reason for outside broadcast work—localism—will always be a part of our industry.

Jerry Whitaker
Jerry Whitaker,
editorial director

SNV trucks provide stations with the ultimate in remote broadcast versatility. Crews can uplink from almost any location and deliver a reliable, high-quality signal back to the station. SNV trucks have given new meaning to the word "remote". (Photo courtesy of Centro.)

The sho 'round th

There's
studio camera
earning a rep
pictures that
For am
tube. A result

Recently, we really stuck our necks out. We claimed that the Sony BVP-360 could outshoot anything on three legs or a pedestal.

Well, it did. And you bought it. In fact, hundreds have been bought worldwide.

Most people marvelled at its balance of sophisticated features and thoughtful ergonomics. Still more were floored by its outstanding picture quality.

Now, BVP-360 cameras are shooting in TV stations, production houses and mobile trucks from as far west as California to as far east as Kyoto. From the deep south of the U.S. to the deeper south of Australia. In Illinois, Ohio and New York as well as Britain, Italy and France. We could go on and on.

Do owners have good things to say about the BVP-360? They could go on and on too. Contact your Sony Broadcast representative for names of BVP-360 customers in your area. Or call Sony at 800-635-SONY.

SONY.

Broadcast Products



It's heard all over the world.

in town. A highly automated, cutting edge
Sony BVP-360. In shootouts, it's fast
as a giant killer. Because it makes razor-sharp
pictures that competitors can't seem to beat.
It uses the remarkable Sony 2/3" Mixed Field
technology, the result of industry-leading research in High Definition

Video Systems. A tube that delivers superior resolution,
registration, and signal-to-noise ratios for the
best picture quality in history.

For a look at the BVP-360, or better, a thorough
evaluation, or better yet, an all-out shootout, contact your
Sony Broadcast representative.

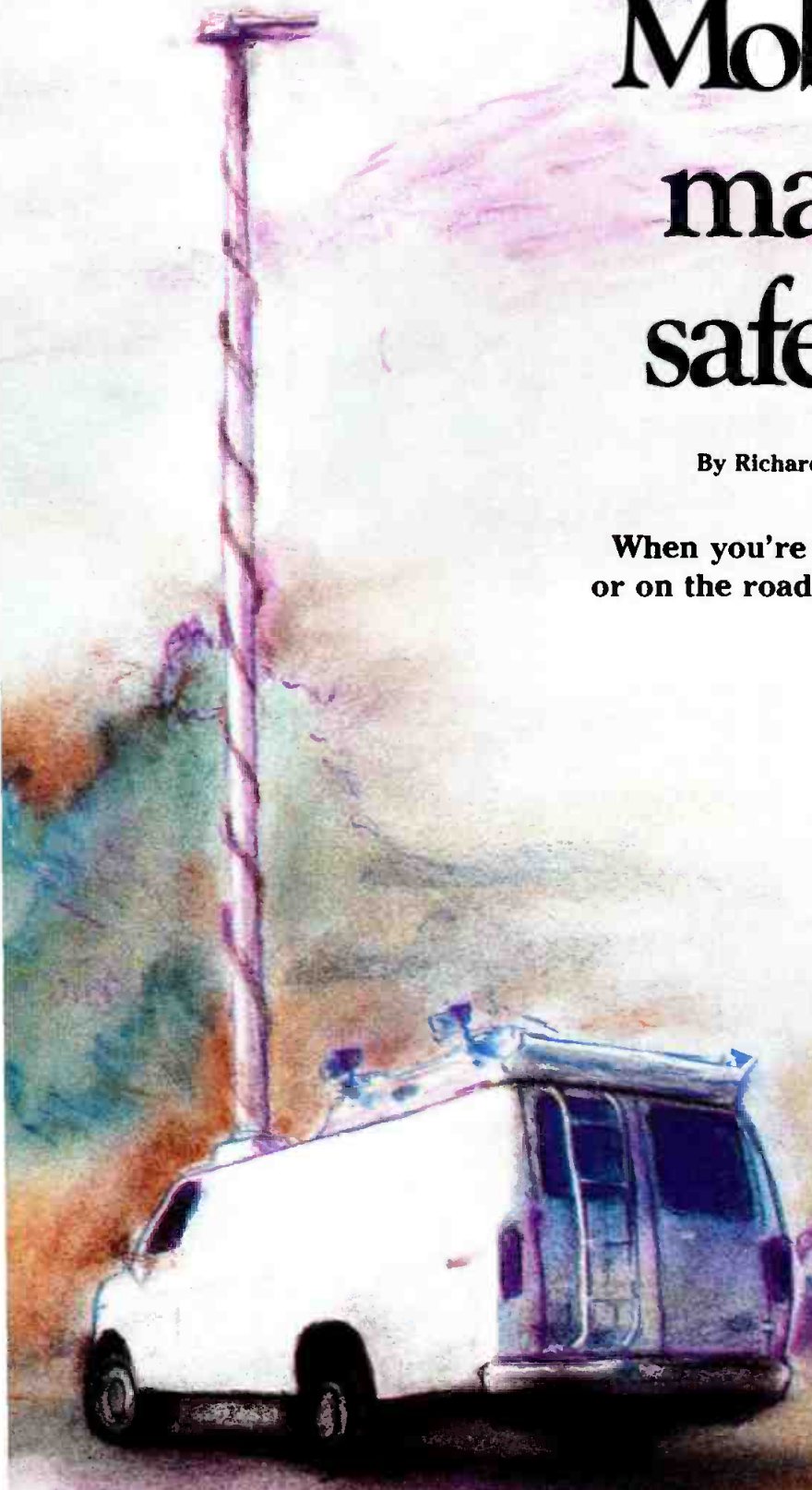


SONY
Broadcast Products

Bang.



Circle (14) on Reply Card



Mobile mast safety

By Richard Wolf

**When you're on location
or on the road, play it safe.**

About 12 years ago the chief engineer of a Boston TV station was experimenting with the use of a 2GHz transmitter in the field to send back live news stories. It was, at the same time, a new and different application of microwave technology. The station wanted a mast that would place a 2-foot dish about 14 feet in the air and remotely position it. The first ENG mast was born.

Within six months, the station was using the mobile mast regularly. During one "live shot," the operators had to move the vehicle to get a better angle to the receiving antenna. There was no great problem; the vehicle was in a parking lot, and they were only going to the other end of the same lot. Why not just leave the mast up? Unfortunately, as they drove past the shack where the parking attendant sat, they took down the power and phone lines to the shack with the mast top. The industry had experienced its first mast accident.

Getting the story

It has long been established that news

Wolf is president and general manager of Wolf Coach, Auburn, MA.

The ability to take viewers live to the scene of a news event has greatly expanded the market appeal of local news. Remote location work, however, also has imposed new requirements on equipment and operators. Safety must be considered the top priority of any news crew in the field. (Illustration by Susan Stegeman.)



...or high water.

Don't get stuck with a fair weather truck. Neither rain, nor snow, nor 40 mph winds with gusts to 60 mph, will keep Centro's Satellite Networker™ from getting your signal through. This sleek, low profile, high performance SNV can turn any story into more than a remote possibility, and link you instantly to the rest of the world.

Centro is building everything from single thread uplink only utility trucks, to fully redundant SNV's with microwave capability, full compliment of production gear, and complete communications packages. And, Centro can build exactly the truck you need. Just the way you want it. On time, and within budget.



369 Billy Mitchell Road, Salt Lake City, Utah 84116 (801) 537-7779

© 1987 - Centro Corporation

Circle (15) on Reply Card

www.americanradiohistory.com



coverage has its hazards. As news efforts have grown, so too have the hazards. Masts are taller, the areas that are covered are farther away, and, in the competitive atmosphere that exists today, the pressure to "get the story" pushes technicians and camera people to new limits.

The news vehicle operator, by nature, also must be a creative individual. The degree of creativity of some operators may be a subject for debate, but after seeing the number of ways that vehicles can be damaged, I assure you there are creative minds at work.

In trying to deal with the vehicle safety problem, we must look first at the symptoms, the damage. The potential for the greatest damage to these vehicles is in the mast, but there are other ways to have problems.

Problem areas

An overloaded or improperly loaded vehicle can be a hazard on the road. Tire blowouts, strained brakes, worn wheel bearings and other mechanical problems all can create an accident waiting to happen. I even heard of one van that rolled on its side when it took a turn too quickly. I don't like to count that as a true ENG accident, however, because the

van's vertical center of mass was thrown off by the half-cord of firewood stacked in the back at the time of the accident.

It has long been established that news coverage has its hazards.

The mast, because of its movement and height, still draws the most trouble. Over the years, users have had problems in several "creative" ways. The less dangerous problems center on hitting obstructions. The lower the obstruction, the harder the hit.

As the mast goes higher, the potential for more serious problems grows.

I wondered at one time where the impact would be absorbed if a user hit the mast while it was in the collapsed position. Well, the question was answered about five years ago when at 2 a.m. a

tired operator went through a driveway instead of around the building, hitting an 8-foot obstruction. The entire roof was opened like a tin can. The mast was destroyed, along with the transmitter, the antenna, the aiming mechanism and the operator's chances for advancement at that particular station. Fortunately, there were no injuries.

The most common accident by far is the sudden removal of the aiming mechanism and antenna from the mast top by a tree or gas station canopy. The broken casting at the base of the aiming mechanism relieves the load and can be replaced without too much trouble.

As the mast goes higher, the potential for more serious problems grows. In one case, it grew as the vehicle was going down the highway. A mast valve was not solidly locked in the correct position, and the mast was being pressurized slowly as the vehicle drove away from a story at the airport. When the mast got high enough, it hit an overpass, and several sections broke off in the roadway. Again, there were no serious injuries.

It is even possible for the mast to separate without a hit. A misguided technician loosened the bolts holding the collars on a mast, hoping to reduce drag and allow the mast to move more smoothly.

**Before
The Phantom**
These Two Weren't Speaking

But now, the video editing system communicates beautifully with the ATR, thus eliminating the need for an expensive audio suite. And all the credit goes to the unique, new PHANTOM from Cipher Digital.

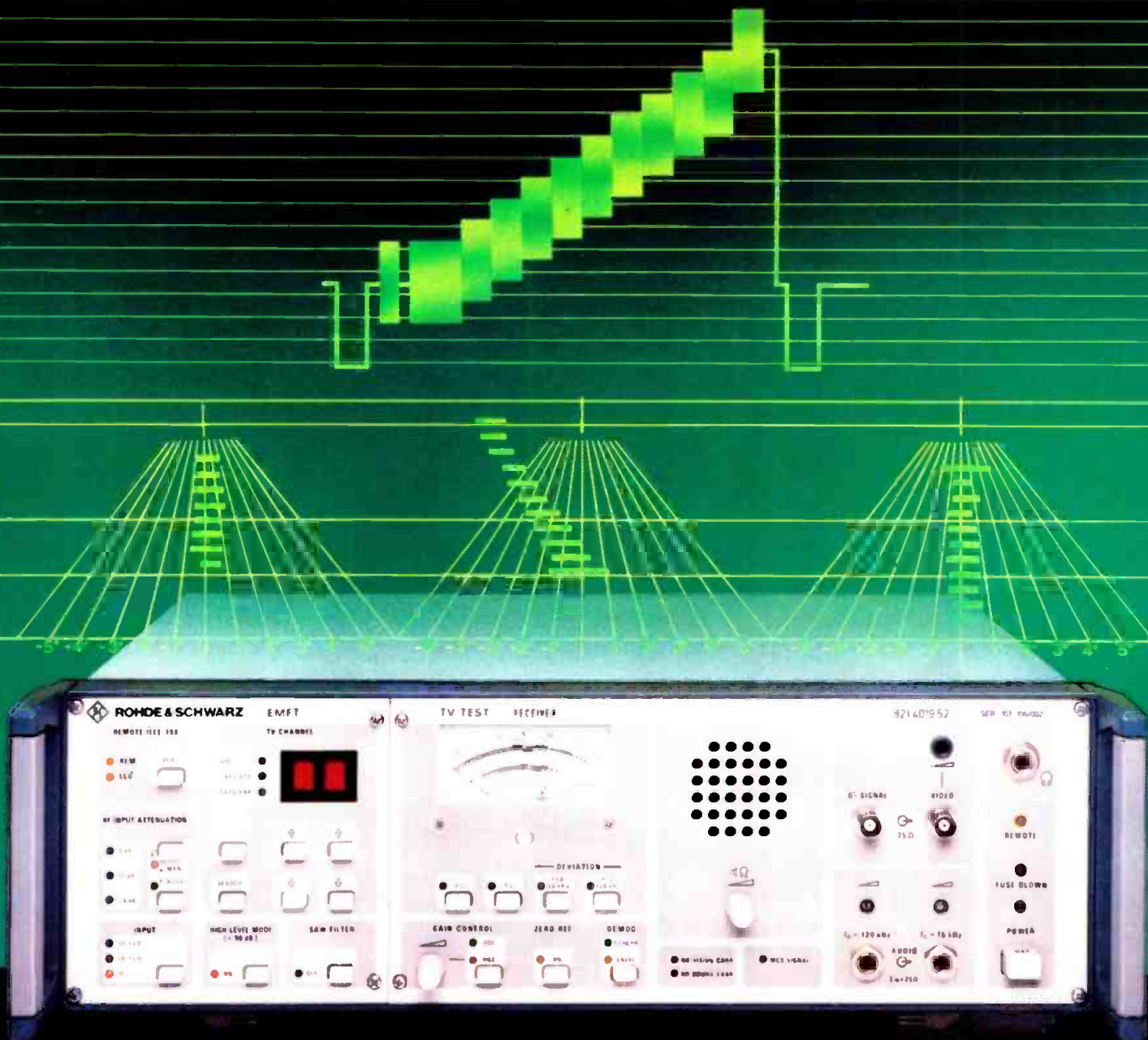
Technically speaking, the PHANTOM is a VTR Emulator that allows video editing systems control of audio transports. It accepts information from virtually any video editing system via the RS-422 interface and provides parallel information to the audio transport. Designed around a high speed microprocessor, the PHANTOM has the capability to provide control of up to four events and will even interface U-Matic type VCR's with video editing systems designed for 1" VTR's.

To get the conversation going in your editing suite, contact Cipher Digital today!
Call (800) 331-9066

cipher digital, inc.
P. O. BOX 170/FREDERICK, MD 21701
(301) 695-0200 TELEX: 272065

Timely today, consistent with tomorrow.

Circle (16) on Reply Card



A SUPERIOR TV DEMODULATOR NEEDN'T COST AN ARM AND A LEG!

At Rohde & Schwarz we've been selling high performance TV demodulators for years . . . and saving our customers thousands of dollars over competitive units. Our latest EMF series features envelope and synchronous detection. There's a Q signal output for ICPM measurements and an internal zero reference pulse for accurate modulation measurements.

The EMF series also provides a wide-band (120 kHz) aural output.

Three feature-packed models to choose from:

Model EMFT. Synthesized all-channel receiver including CATV to 550 MHz. (Frequency is selected by channel number ± 100 kHz AFC). Switchable SAW filter for adjacent channel requirements.

Model EMFK. Single channel crystal-controlled receiver with a sensitive and selective front end for off air reception.

Model EMFD. The precision TV demodulator for every transmitter site.

Check with us to arrange for a demonstration . . . and keep your arm and leg!



If you are willing to pass up Q-signal outputs, the EKF2 series offers synchronous demodulation and optional wide-band aural output at 1/3 less cost.



ROHDE & SCHWARZ

4425 Nicole Drive, Lanham, MD 20706
Telephone (301) 459-8800

Outside USA contact:
Rohde & Schwarz Headquarters;
D-8000 München 80, Muhldorfstr. 15,
Fed. Rep. of Germany
Tel.: (089) 41 29-0

Circle (17) on Reply Card

Unfortunately, the bolts were backed out far enough to disengage the collars, and the next time the operator applied air pressure to the system, the mast was launched a section at a time, landing around the back of the vehicle.

High-voltage lines

By far the most catastrophic form of personal injury comes from the potential for electrocution and electrical fire. It sometimes takes a spectacular accident to bring home just how serious the injuries can be. For me, the event happened while I was still in high school. I was driving past a little league field where volunteer soldiers had spent the weekend putting up lights for the kids. The final act of the day was to erect a flag pole, and six of them were pushing it up into place. They hit the power lines for the lights with the pole. Four of the volunteers were killed in that accident. It was a scene I won't forget.

People have been springing backs and slipping with cameras since field news began. In the past 20 months, however, the real potential for serious ENG-related injury has been realized. One man lost both of his legs, several people have been burned in separate accidents, and one life has been lost.

Why have these accidents occurred within such a short period of time? It may be that the law of averages is catching up. More likely, we as an industry had become too comfortable with the hazards. Disasters hadn't happened, so we began to think we were immune.

The question becomes: What can be done to keep such tragedies from occurring again? The answer is not quite as simple as the question. In fact, there are several answers. The solutions break down into two basic areas: vehicle design and vehicle operation.

Designing for safety

ENG vehicle manufacturers have been aware of the potential for disaster from the beginning. They have tried to anticipate the danger, designing systems to minimize it. The goal always has been to come up with an "idiot-proof" system. Unfortunately, the combined best efforts of all involved have yielded only systems that are "idiot-difficult."

Two operational states need to be addressed: the act of deployment and the possibility of movement while the mast is extended.

There are a few basic approaches to problems associated with mast movement. All are intended to disable the ignition, stopping the engine if the operator tries to move the vehicle. The first involves a pressure-sensing switch in the air line to the mast. In principle, as long as there is any pressure in the line, then

the mast must be at least partially extended, and the vehicle ignition is inhibited.

The second approach involves a magnetic switch on the vehicle's roof and a companion magnet at the mast top. With this arrangement, as soon as the mast moves from the stowed position, the vehicle ignition is disabled.

People have been springing backs and slipping with cameras since field news began.

The third alternative involves a pin tied to a cable attached to the mast top. This arrangement allows for minor misalignment of the mast, while still detecting vertical mast movement. This approach can be improved by adding an interlock that permits the engine to run if the vehicle transmission is in the park position, but disables the engine if the vehicle is shifted out of park.

As with any system, there is always a desire for an override. Suppose the vehicle has to move 10 feet to get out from behind the shadow of a building. It could take up to 10 minutes for the mast to come all the way down, the vehicle to be moved, and the mast to go all the way back up. With great fear and trepidation, an additional switch could be added to momentarily override the ignition disable feature. The switch would be keyed on the outside of the vehicle and spring-loaded. This arrangement would force an operator to watch the vehicle and

Any protective measure must be weighed against the potential hazard.

mast movement, and walk along to pace the movement.

However, risks are involved with this approach. One is that the vehicle could move too fast, and the braking action could damage the mast. Another risk involves the possibility of contacting high-voltage lines. If power lines are hit, the individual holding the switch would become the ground strap. Any protective measure must be weighed against the potential hazards.

Extension precautions

Recent accidents that have resulted in the most serious injuries have occurred when the mast was being extended. The options for protection in this case are just as varied as those previously outlined.

Using lighting to see overhead obstructions is a minimum first precautionary step, with lights on the roof of the vehicle. Supplementary lighting at the mast top also is recommended.

The location and type of control valve for mast extension offer several alternatives. One school of thought puts the valve at the driver's door, another inside the curb-side door. One school calls for the mast valve to be spring-loaded, so the operator will be forced to stand at the operating position and watch the mast go up and down.

Manufacturers also have tried electric solenoid-operated valves, which permit the switching to be done remotely. A recent suggestion involved tying this solenoid-controlled valve to a remote infrared control link to isolate the operator from the vehicle altogether. This precaution, however, does little or nothing for individuals who might be in the van.

Any added system complexity must be balanced with the possibility of system failure and the build-up of a false sense of safety. There is no question that such capabilities can be provided, but concerns relating to cost and complexity should not be underestimated.

Another safety idea concerns proximity devices that use ultrasonics and power-sensing to detect obstructions. Such a system would be installed at the mast top and would shut off air flow if an obstruction were detected. Again, the possibility of false indications from dirty sensors, or failure to detect a single conductor that could kill, must be balanced against the operational gains.

Another suggestion involves installing some type of insulating dome so that no electrical path would exist, even if high-voltage lines were struck. But considering the variety of antennas with which users are confronted, and the number of possible positions, constructing a suitable dome would be a difficult task. Besides, unless the mast and antenna cables also could be insulated, the system would fall short of complete isolation.

Check list for safety

All of the protective systems outlined so far can work, but also can be worked around. The key to safety lies in the operation of the vehicle. Working with the protective systems designed into a vehicle, the final safety question is still up to the operator.

There is no "one size fits all" procedure that will provide fully safe operation of an ENG vehicle and mast. My best advice is for all stations to prepare a formal operational check list. Pilots (the good ones) live by check lists. Flying often has been described as hours of sheer boredom interrupted by moments of stark terror. From what I've seen in the field

The good news is...



Studio camera automation has arrived... *the HS-110P.*

The HS-110P automated pan/tilt head provides more effective utilization and distribution of production talent... *and at a surprisingly affordable price.*

- Our highly repeatable servos and stiff mechanical design provide the same feel and responsiveness of a manned camera... *absolutely essential for camera automation.*
- Four HS-110Ps, using our software driven Multi-Controller, provide a quality production with one operator. As an alternative, *the HS-110P Heads can be controlled directly by a News Room computer via MultiController's serial input.*
 - These features coupled with our Multi-Controller's "shot storage" and "motion learn" capability provide the director with complete and repeatable camera moves... with less staff and improved communications... *resulting in a more efficient production and a lower operating budget.*
- Automate for your future... now. Call us for a demo. 914-358-8820.

HS-110P features:

- Load capacity of 250 lbs.
- Max. velocity of 90°/Sec
- Preset return accuracy of 18 arc seconds (0.03141" from 30 ft.)
- Highly responsive servo design.

Circle (18) on Reply Card

TSM

**TOTAL SPECTRUM
MANUFACTURING INC.**

20 Virginia Avenue, West Nyack, NY 10994
(914) 358-8820



For Excellence In Antennas

- A complete line of TV and FM Broadcast Antennas
- Modern 7,000 ft. test range facilities
- Innovative Engineering Careful construction
- Two Year Warranty on Product and Workmanship



With over 1500 delivered, we've helped more stations penetrate their market.

FCC Directionals
Pattern Studies
Multi-Station Arrays
Full Scale Measurement

JAMPRO ANTENNAS, Inc.
6939 Power Inn Road
Sacramento, CA 95828

(916) 383-1177 TELEX 377321

recently, there are many similarities to news coverage.

Days can go by with nothing but routine, scheduled events. Then comes the fire conveniently raging 10 minutes before air time. That's when actions must be smooth and safe.

Compile the check list with input of all staff members involved in ENG operation. Then live by the check list. Work with it until every step is second nature. The specifics of story coverage will change, but safety procedures should be the result of planning, not panic.

I have a few suggestions for the check list. The following items aren't in order of importance, and differ t operations will call for additions and deletions, but I ask that they all be given consideration.

- *Don't pull just off the side of the road and set up. Don't turn into a driveway just off the road and set up.*

Added system complexity must be balanced with the possibility of system failure and the build-up of a false sense of safety.

Power wires usually are run along roadsides. At least two serious accidents occurred "just off the road." In general, stay a minimum of an extended mast length away from any power lines.

- *Park on level terrain.*

When the vehicle is level, the mast will have a more predictable path of extension, straight up. It also will minimize wear on the mast.

I recently saw a vehicle with the right wheels on an 8-inch curb and the left wheels on the street. By the time the mast extended, it looked like the antenna was across the street from the van.

- *After you arrive at the site of the remote, stop and slowly count to 10.*

Recite the names of your kids, the full name of your spouse, the full name of your ex-spouse, the full name of the worker's compensation insurance company—anything to force a pause. You probably have just spent the last several minutes rushing through traffic. If it's the breaking story of the day there will be a lot of frantic activity and lots of noise. Spending 10 seconds slowing down so that the next steps are well-planned can get you on the air faster, and with less risk of making an unnecessary or hazardous mistake.

- *Look up, then look around as soon as you get out of the vehicle.* Ask yourself the following questions:

Is the area clear for the mast to go up?
Is the area relatively secure?

Which direction is the shot to the receiver?

If we do have to move the vehicle a

The key to safety lies in the operation of the vehicle.

few feet, can we do it without lowering the mast?

Safety first

If your precautions fail and the worst is about to happen—the mast is going to hit power lines—yell the loudest warning possible and bail out. Jump out of the van, don't step out. Get at least 50 feet away from the van.

Although the desire to avoid the damage and embarrassment of an accident is certainly strong, fight it. If the mast is within 10 feet of wires you can see, it may already be just inches away from wires you don't see.

Obviously, it is desirable to avoid an accident, but the catastrophic injuries that have occurred recently happened when the operator saw the problem too late and tried to deal with it.

No vehicle or story is worth losing your legs or your life. It's better to take the ill fame and inevitable verbal abuse of your contemporaries that a fried van will bring. It's easy to say, and the simplicity of the words can trivialize the fact of the matter, but it's true.

Make safety a priority at your station. Don't wait until it's too late.

The broadcast industry can solve this problem once and for all if we work at it. It is up to vehicle manufacturers to make an apparatus that can be operated with a reasonable degree of safety. And it is up to you, the engineering managers responsible for station equipment and personnel, to establish and enforce safety practices. Operators won't necessarily think safety is important unless their bosses think it is important. This emphasis must come from the highest levels of management at the station. And it must come from the front-line supervisors that ENG crews deal with every day.

Make safety a priority at your station. Don't wait until it's too late. [:-?;-)]

Circle (19) on Reply Card

When Performance Counts, Why Settle for Less than Varian?

Klystron performance is measured in reliability and total operating costs over the life of the tube. Varian's S-Type integral cavity tubes are the most efficient klystrons¹ available for UHF-TV final amplifiers.

The average S-Type Klystron lasts 6.28 years² when operated 18 hours a day, seven days a week. Its efficient use of electricity helps keep UHF-TV station operating costs down.


Varian backs its integral cavity tubes with the longest warranty in the industry, five years or 20,000 hours. No other company comes close in warranty or proven klystron reliability.

Long klystron life, lower utility bills and lower maintenance costs are all possible with Varian's S-Type Klystrons. Why pay more every day to broadcast when you can pay less and enjoy the benefits of higher profits with Varian klystrons?

So don't settle for lower profits and higher operating costs. Use a Varian S-Type Klystron because they deliver performance where it really counts, on the bottom line.

For more information on Varian S-Type Klystrons, please call TOLL FREE 1-800-UHF-8780

Varian Microwave Tube Division
611 Hansen Way
Palo Alto, CA 94303



¹Typical S-type saturated conversion efficiency of 55% as compared to 45% for other types of klystrons.

²18 hours / day × 365 days = 6,570 hours per year; 41,260 hours MTBF divided by 6,570 hours per year = 6.28 years.



varian

Circle (20) on Reply Card

**SUPER VHS.
A PERFECT FIT...EVERYTIME.**



S-VHS. It's the single system solution so versatile yet so affordable, you can virtually walk through any assignment without the hassle of format switching and equipment changes.

Finding a value-packed solution for a marketplace that demands higher and higher levels of technical performance is actually nothing new for us at JVC. After all, JVC lit the spark that started a video revolution with the development of VHS over a decade ago — and S-VHS is a direct descendant of that proven technology.

With S-VHS, we've taken advantage of all the advances accumulated over the 10 years since JVC first introduced VHS — advances in video heads, video circuitry and video tape — and refined them.

One of the refinements is in the area of resolution. JVC's engineers have designed the S-VHS system to deliver a major increase in resolution — over 400 lines.

In short, when it comes to picture

**FINALLY! THE UNIVERSAL FORMAT
THAT TAKES YOU FROM
ACTION, TO EDITING, TO DUPLICATION
WITHOUT MISSING A STEP.**



quality, S-VHS is in a class by itself.

Another reason to take a closer look at JVC's S-VHS VCRs is

compatibility. You can automatically record and play conventional VHS tapes on S-VHS.

That means you can put all the benefits of S-VHS to work for you without going through the work and expense of converting your current VHS tape library.

Plus, S-VHS from JVC stays sharp, generation after generation.

Add it all up, and you'll see that when it comes to giving you straight answers about what S-VHS means to you, there's just one place to call — your S-VHS authority — JVC.

S-VHS from JVC.

The flexible format you can slip right into.

For literature or a demonstration, call toll free: 1-800-JVC-5825.

JVC Professional Products Company,
41 Slater Drive, Elmwood Park, NJ 07407.

JVC®


**ALWAYS A STEP AHEAD...
TO KEEP YOU A STEP AHEAD.**

Circle (21) on Reply Card

Applying cellular technology

Edited by Brad Dick,
radio technical editor

**Cellular telephones provide stations
with a new line on communications.**



With the advent of ENG and satellite trucks, it's sometimes easier to get the program back to the studio than it is to "talk" to the studio. In the face of deadlines and competition, many stations have looked for an alternative to the standard 2-way radio for communications. To solve this communications problem, some stations are relying on a relatively new technology to provide voice channels for control and program feeds.

Background

The solution to the problem, in many cities, is cellular telephones. Cellular telephones are different from other 2-way communication systems in several ways. As an example, the user no longer owns and maintains a base of equipment to provide this service. The station may own the telephones, but all the complex equipment necessary to make them work is owned and maintained by a *radio telephone company*.

Cellular technology was born as a result of two conflicting circumstances: first, a demonstrated market need for telephone communications by people in cars or otherwise moving throughout a city and, second, the shortage of radio frequency spectrum that

Acknowledgment: This article was adapted from "A Layman's Guide to Cellular," by Martin Cooper, a series that appeared in the May-July 1984 issues of *Cellular Business* magazine. Additional information was supplied by Gentner Electronics, Salt Lake City.

For field work to come off as planned, the right hand has to know what the left hand is doing. New technology has given stations new methods to stay in touch. (Photo provided by Jeffrey W. Myers, FPG International.)

The Abekas A42 Digital Still Store

The Abekas A42 is used daily at television stations and production facilities all across the United States and Canada. With over 450 machines delivered, the A42 has proven to meet the performance and reliability demands of a wide variety of customers. Networks such as ABC, CBC, CNN, HLN, and NBC. Major independents like KCOP, WWOR, and WTBS. Post production houses like Action Video, One Pass, and Unitel. Mobile trucks

such as Clearwater, Greene Crowe, and Northwest Mobile. Rental houses like All Mobile Video, Bexel, Video Rentals.

In short, the A42 has become the clear choice of all those who want to juggle thousands of pictures with cost-effective ease.

The A42 Digital Still Store offers a wide variety of operating advantages, including: on-line hard disk storage of up to 1050 frames/2100 fields... advanced digital signal processing... outstanding multi-generation capa-

bility for graphics composition... digital tape cartridge for cost-effective off-line storage... optional library system for sophisticated management of both on-line and off-line pictures... single or dual channel configurations.

To find out why the A42 has become the most popular still store, contact: Abekas Video Systems Inc., 101 Galveston Drive, Redwood City, CA 94063. (415) 369-5111.

Abekas

Video Systems Inc.

Now Anything is Possible.

Circle (25) on Reply Card



The most popular still store

Good Reasons To Call RTS When You Need High-Performance Intercom Systems.

Professional intercom systems from RTS—a great way to keep in touch, no matter what the application.

Our Series 800 features multi-channel intercom products ranging from sophisticated *microprocessor-assisted* to simple and direct. And our TW Intercom offers a wide array of two-channel system components.

RTS Systems intercom—for all the right reasons. Please call or write for descriptive literature.

PROFESSIONAL INTERCOMMUNICATIONS • PROFESSIONAL AUDIO PRODUCTS

Circle (24) on Reply Card

1100 West Chestnut Street • Burbank, California 91506 • Telephone 818 840 7119 • Telex 194855 • Telefax 818 842 4921

RTS SYSTEMS
INCORPORATED

is full. The solution is to split the cells.

Cell splitting

The easiest way to look at splitting cells is to uniformly split all cells in the system. Start with the 3-cell example in Figure 2.

Each cell has a transmitter located at the center point. To split the cells, add a transmitter site at every corner of the three original cells (see Figure 3). This results in 16 cells using the same three frequencies as before. Applying this idea to the Figure 1 example could allow a capacity of 100,000 subscribers. Unfortunately, because cell usage is not uniform as just described, some areas develop the need for additional service while others do not.

Other ways of splitting cells are less disruptive and less costly than adding transmitter sites. Cells don't have to be round or hexagonal. Directional antenna systems can be used to split cells, as shown in Figure 4.

Each cell is split into three by the use of three 120° corner antennas. Note that no new cell sites were added and that the cells become parallelograms. The result is that the channel usage has been multiplied by three. Figure 5 shows how sector antennas can be used to create triangular cells, which multiplies channel usage by six.

Roaming

The ultimate use for broadcasters is to be able to telephone the station from any location. However, because there are so many different carriers offering service, it is not yet possible to call from anywhere. Successful roaming will be possible only when there is a mechanism for automatic authorization for payments, billing transfers and charge card accommodations.

The broadcaster still can use cellular phones for most daily needs. A station's work usually takes place within well-defined areas. The broadcaster must be sure that the cellular company selected can provide service for the desired areas, however. If mobile crews will be traveling outside the primary coverage area of the local cellular company, arrangements for other areas should be made in advance.

Network crews often are affected by the limited range of cellular systems. Even so, remote crews have used cellular phones to communicate from remote trucks to their satellite uplink control point while traveling along much of the East Coast. This access to home base saves valuable time and makes the crews more efficient. Changes in assignments, locations and broadcast times all can be communicated to the crews before they arrive on location. Again, the key to successful roaming is planning.

Portables

Portable cellular telephones are becoming quite popular. You can even rent a portable cellular telephone along with your rental car. However, purchasing phones seems to be the


announcing Digital Video Routing

The new DVS-1 Digital Video Switcher is the latest enhancement of the industry's broadest line of routing switcher and control equipment.

The DVS-1 conforms to SMPTE RP-125 and EBU TECH 3246E standards, and meets all of the demanding criteria for signal handling, long life, and reliability established by Utah Scientific.

DVS-1 features include:

- Full 10-bit performance
- Loop-through inputs for expansion without DA's
- Plug-in fans and power supplies
- Dual digital video outputs
- Redundant control card and power supply options
- Standard components throughout—no custom hybrids
- Numerous control options
- Ten year warranty on parts and labor



**US UTAH
SCIENTIFIC**

DYNATECH Broadcast Group

1685 West 2200 South, Salt Lake City, Utah 84119
(801) 973-6840 · Toll Free 1-800-453-8782

Circle (22) on Reply Card

most common approach for stations. Even with the capital expense of purchasing portables or vehicle-mounted phones, the overall cost may be lower than a dual-channel 2-way system.

For stations that invest heavily in cellular equipment, the coverage from cellular portables is an important factor. Although the basic operation is the same, portables suffer from a couple of drawbacks.

The most obvious is that the available transmission time is limited by battery capability. If the phone is to be used for a broadcast application, consider carefully how long the unit will operate before the declining battery voltage becomes a problem.

Another potential problem for portables is their location. Although the portability is an attractive feature, the results may be disappointing. A portable may operate well inside a building if it is near a window, but it may not operate at all in the building's interior, on lower floors or elevators.

Although a portable will work in a car, location is, again, a critical factor. If you plan to use it in a car, try to couple the portable to an outside antenna. Some units also may allow you to power the phone from the car battery to conserve the internal batteries.

Broadcast applications

Cellular phone remotes suffer from all the

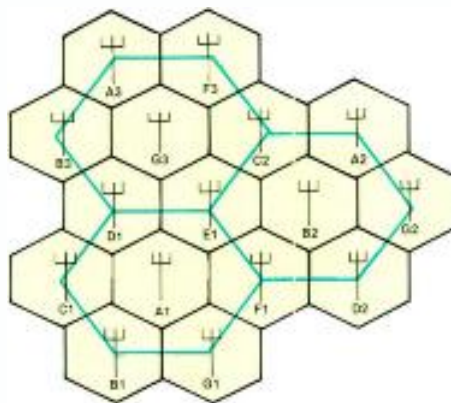


Figure 3. Splitting the original three cells into 16.

usual maladies of regular phone remotes, as well as a few new twists. One noticeable effect occurs when the user has equal signal strength into two adjacent cells. These cells, upon detecting hand-off level signals, may begin to repeatedly hand off the user to each other. The oscillationlike operation results in brief loss of signal.

A small gain antenna directed at one of the cells may overcome the cellular system's indecision. Such a problem should be resolved long before air time. Mobile units seldom encounter this problem for any length of time

because of their changing location with respect to the individual cells.

Many stations find that cellular phones provide the necessary voice communication with the advantage of telephone line access. Other stations like to use cellular phones for short programming segments or for feeding live cuts from the field. Accomplishing this feat requires a bit of trickery.

Cellular phones were designed for telephonic applications. In other words, the designers were not thinking about broadcasters, who typically want to squeeze as much out of a piece of technology as possible. It was not long before stations wanted to be able to feed line-level audio over the phones.

Unfortunately, coupling audio into cellular phones is not something to be taken lightly. With most phones, much more than a simple audio splice is required to provide the needed interface. Control over the phone's features also is required. Depending on the particular telephone, providing all of the necessary control and audio coupling may not be an easy task. Information on devices that provide such features is available from many professional broadcast equipment suppliers. Cellular equipment dealers, on the other hand, may not be familiar with these devices.

Once broadcast audio is available to the cellular phone, any desired audio processing

10 years from now, it'll still be the standard.

The undisputed standard for broadcast cassette decks has always been the Tascam 122B. But that standard has just been surpassed.

Presenting the 3-head Tascam 122MKII. Its leadership is founded upon features such as Tascam's Cobalt Amorphous tape head technology. Plus a choice of built-in Dolby systems: not just B and C, but also HX-Pro, for virtually perfect high-end frequency response.

More than any comparable deck, it maintains constant tape speed and tension, thanks to a tape handling system that includes Tascam's Hysteresis Tension Servo Control.

And when it comes to handling, the 122MKII is the complete professional tool, with cue and review functions (manual cue), balanced XLR +4dBm inputs and outputs, and rack-mountability.

Call or write for more information about the 122MKII. Get it now, and use it for decades.

© 1987 TEAC Corporation of America, 7733 Telegraph Road, Montebello, CA 90640, (213) 726-0303. Dolby HX-Pro, Dolby B, and Dolby C are trademarks of Dolby Laboratories Licensing Corp.

TASCAM



Circle (26) on Reply Card

STILLS AT WILL



STILL MANAGEMENT AT YOUR FINGERTIPS

Discover the marvels of Leitch Video's new STILL FILE

Capable of storing up to 10,000 stills, retrievable in a FLASH, this flexible video still store delivers powerful still management at your fingertips. Ease of operation is ensured with a compact control panel, single key functions and on-line help. Stills can be individually compressed, repositioned and bordered. Furthermore, multiple STILL FILE systems can exchange stills over a data network, and a complete tape backup and restore system allows stills and their descriptions to be archived conveniently.

All this with Leitch high quality video specifications. For a versatile production tool that gets the picture every time – look into a STILL FILE today!



LEITCH

 **STILL FILE**™

Leitch Video International Inc., 10 Dyas Rd., Don Mills, Ont., Canada M3B 1V5 – Tel: (800) 387-0233 Fax: (416) 445-0595 Telex: 06-986241
Leitch Video of America, Inc., 825K Greenbrier Circle, Chesapeake, VA 23320 – Tel: (804) 424-7920 or (800) 231-9673 Fax: (804) 424-0639

Circle (27) on Reply Card

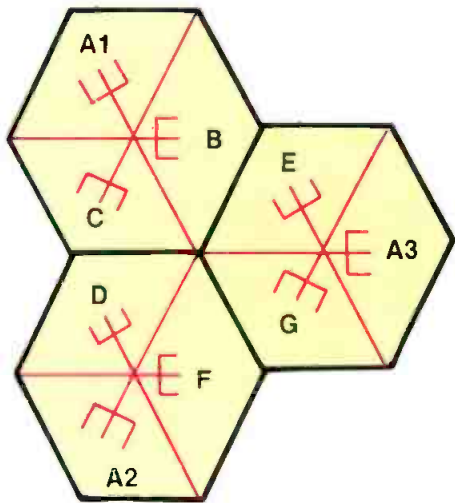


Figure 4. Using corner-antenna cell splitting results in parallelogram-shaped cells.

can be added. The audio performance of a cellular link is similar to that of a standard phone line. Therefore, noise-reduction systems, frequency extenders and other audio-processing equipment can be used to improve the phone's audio performance. With the proper interface, using a cellular

telephone for remote broadcasts can be amazingly similar to using regular telephones. However, you may not want to plan on broadcasting the local high school games on a cellular phone because the cost of air time can be prohibitive.

Careful planning

Next time you are faced with improving your station's communication system, investigate cellular telephones. They offer many advantages that 2-way radio cannot. They can provide secure and reliable communications to the station staff. The access to telephone lines is often a highly desirable feature, which 2-way systems seldom provide. Cellular telephones also allow a news crew to leave a station's primary service area and still remain in contact with the station.

A careful cost analysis may show that cellular operation can reduce the capital expenditure necessary to set up a wide-area communication system. However, this equipment probably is not serviceable by the station staff. Therefore, when selecting an equipment supplier, consider the available technical support.

Under the FCC's design, most cities can support two cellular companies. These are the companies that provide the actual on-air operation. Be sure to include all costs associated with signing up with these com-

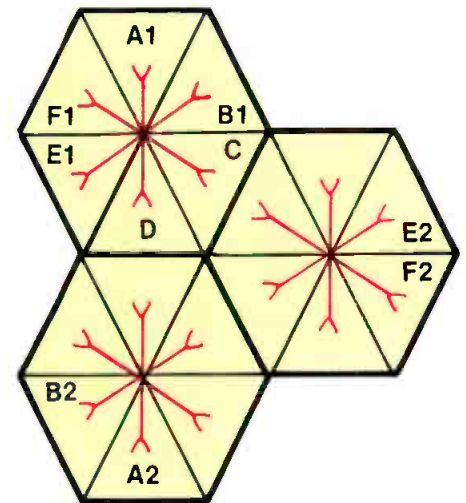


Figure 5. Sector-antenna cell splitting produces triangle-shaped cells.

panies in addition to the actual telephone equipment.

Cellular technology can solve many of a station's communication problems. It is not, however, the answer to every station's needs.

||:~:~)))))

Raise your standards.



To understand the superiority of the Tascam ATR-60/2N, begin with the heads: no other 2-track production recorder has heads that can provide sync response fully equal to repro response—an advantage that allows you to save time by making critical audio decisions without rewinding.

Next, look at its direct-drive reel motors, its PLL servo capstan, and its 3-motor servo controlled tape handling system—all factors that lead to the ultimate in fast, accurate, and stress-free tape handling.

Finally, consider that the ATR-60/2N gives you all this and more, hour after hour, year after year.

Then call or write today about the Tascam ATR-60/2N. And take your broadcasting to a higher level.

TASCAM

DATATEK

A BLEND OF PRIDE, CRAFTSMANSHIP AND TECHNOLOGY

Datatek's D-4325 Video/Stereo Audio Switcher Features:

- Program line quality video and audio performance
- Two Video and two full performance audio outputs per channel
- HDTV (30 MHz) compatible; high audio output level capability
- Video cable equalizing and vertical interval video switching
- Only two rack units utilize optimum space
- Local or remote control panels provide unsurpassed flexibility—remote control over coax line
- RS-232/422 control standard
- Wire per crosspoint and binary parallel port control available
- All control arrangements are fully operable in parallel
- Expansion provisions are included



25 x 1
Video/Stereo Audio Switcher

*For a descriptive
brochure and
further information
call or write:*

D
DATATEK
CORP.

1121 Bristol Road, Mountainside, NJ 07092 • 1-800-882-9100 • 201-654-8100 • FAX 201-232-6381 • TELEX 833-541

Circle (29) on Reply Card

Catching the news crew

By Ron Smith

Trunking systems solve the problem of communicating outside a station's area.

Television news departments have always needed to communicate with their person-

Smith is chief photographer for KENS-TV, San Antonio, TX.

nel. In today's competitive markets, the need for good communications is becoming even more important. In particular the assignment desk needs to stay in touch with the crew once it leaves the station and is en route to

its assignment.

Trunking system

One problem we encountered with our old 450MHz, 2-way radio system was that other stations could always hear everything we talked about—from checking out to eat, to that tip call about a big drug bust.

KENSTV, San Antonio, TX, has solved that problem with a *trunking radio system*. The system uses a base computer to handle all channel assignments. The 20 channels make it hard for the competition to monitor us. A total of 40 800MHz receivers would be needed to hear what we are saying. Even then, keeping track of all the conversations would be almost impossible.

The 800MHz trunking system has proved to be a good way to maintain security and maximize operations. The system works well in the downtown area and even in most of the buildings in the city. In fact, it covers the area better than our old lower-frequency system did (see Figure 1).

The new system provides us with another bonus, a telephone. Having access to a telephone is often a real help for the night crew.

The station helicopter also is equipped with the trunking system. We added a vehicular repeater to the 800MHz system so that if we do a live report from the ground a hundred miles away, the crew still has communication with the station. The helicopter also has the capability to relay a signal from the ground to the helicopter and back to the station. This feature provides communications with the camera operator and the reporter.

Additional cities

Out-of-town stories present special difficulties for news departments, and it's here that

Continued on page 52

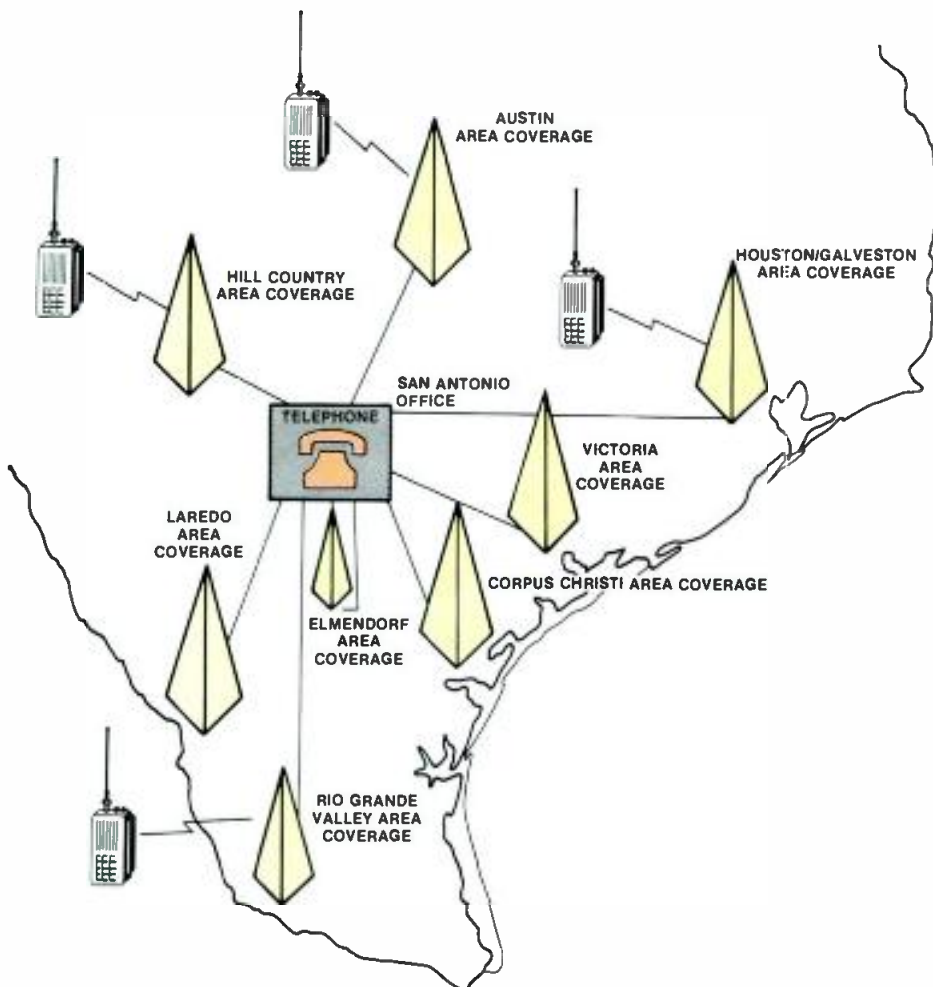


Figure 1. The KENS-TV trunking system provides coverage over an area of more than 3,000 miles.

The Brüel & Kjær Cardioid Microphone

THE TYPE 4011 CARDIOID PROFESSIONAL MICROPHONE JOINS THE SERIES 4000 RANGE OF PROFESSIONAL MICROPHONES — THE PRODUCT OF TEN YEARS OF RESEARCH AND DEVELOPMENT BY A TEAM OF DEDICATED SPECIALISTS. THE 4011 IS A PREPOLARIZED CONDENSER-MICROPHONE, WITH A FIRST-ORDER CARDIOID DIRECTIONAL CHARACTERISTIC WHICH COMBINES A FLAT ON-AXIS FREQUENCY RESPONSE WITH A UNIFORMLY SMOOTH OFF-AXIS PHASE AND FREQUENCY RESPONSE. THE TYPE 4011 CAN HANDLE 158dB SPL BEFORE CLIPPING. COUPLED WITH EXTREMELY LOW DISTORTION, THIS GIVES THE TYPE 4011 A SONIC PERFORMANCE UNEQUALLED BY ANY OTHER CARDIOID. THESE DESIGN FEATURES OPEN UP A WIDE RANGE OF APPLICATION POSSIBILITIES.

THE WORK BRÜEL & KJÆR'S ENGINEERS HAVE PUT INTO THE DESIGN OF THIS MICROPHONE ENSURES THAT IT WILL NOT BECOME READILY OBSOLETE DUE TO RAPID ADVANCES IN TECHNOLOGY. THE CRAFTSMANSHIP AND MATERIALS INVOLVED IN ITS CONSTRUCTION ARE WHAT MAKE THE DIFFERENCE BETWEEN A GOOD MICROPHONE AND A SUPERB MICROPHONE, AND ALLOW THE 4011 TO BE CALLED, JUSTIFIABLY, A WORK OF ART. ITS TECHNICAL SPECIFICATIONS PAINT AN IMPRESSIVE PICTURE, BUT THERE'S MORE TO IT THAN THAT. PUT THE 4011 TO USE AND YOU'LL FIND THAT, FOR ONCE, WHAT YOU READ TRANSLATES INTO WHAT YOU HEAR.

Brüel & Kjær 

WORLD HEADQUARTERS: DK-2850 Nærum · Denmark
Telephone: +45 280 0500 · Telex: 37316 bruk dk

Australia (02) 450-2066 · Austria 02235/7550*0 · Belgium 02-242-9745
Brazil 2468149 · Canada (514) 695-8225 · Finland (90) 8017044
France (1) 64572010 · Federal Republic of Germany (04106) 4055
Great Britain (01) 954-2366 · Holland 03402-39994 · Hong Kong 5-487486
Italy (02) 5244141 · Japan 03-435-4813 · Republic of Korea 02-793-6886
Norway 02-787096 · Singapore 2258533 · Spain (91) 2681000
Sweden (08) 7112730 · Switzerland (042) 651161 · Taiwan (02) 7139303
USA (617) 481-7000 · Local representatives and service organisations world-wide

Brüel & Kjær

PHANTOM

How to upgrade your BVH-2000:

How to upgrade your Ampex VTRs:

When you own an Ampex Type C VTR you have a lot more choices.

Because no matter how it was originally configured, your Ampex VTR can be upgraded with a long list of enhancements designed to extend performance and make your job easier.

Upgrade your VTR with our Emmy Award-winning Zeus™ video processor, Multi-Gen Setup, Status At A Glance™ operational display, and the incredible new TBC-7. Or add them as your needs and budget grow.

The new TBC-7 extends performance for all Ampex Type C VTRs.

The new TBC-7 combines some of the most valued features of our Zeus processor, in a product priced for a wide range of applications:

—No bounce, no blur video pictures in both variable speed and time compression/expansion modes.

—Drift and adjustment-free digital velocity compensation for improved multi-generation performance.

—A Decode Mode that corrects non-color framed edits. So you have flexibility in edit point selection, without picture shift.

—Dual inputs for time-share operation with a 3/4" heterodyne machine.

Compare. Except for the Zeus processor, there's no better time base correction anywhere. And it's available as an upgrade for all Ampex Type C studio VTRs—including the VPR-2 and 2B.

Status At A Glance operational display. It's like having a full-time assistant.

As VTRs gain more and more features, operating them gets more and more involved. For Ampex VTR owners, the Status At A Glance display simplifies complex operations.

Its unique on-screen menu eliminates cumbersome reference cards by displaying operational setups and non-standard conditions in plain English.

And it's interactive, so you can check and quickly change setup parameters—without getting lost.

Status At A Glance display capability means fewer operator errors.



Multi-Gen Setup. Better quality video over more generations.

Operational setup errors are the major source of degradation in multi-generation video. Multi-Gen Setup provides a solution.

When teamed with a Zeus processor, it lets you easily do setups that are ten times more accurate. And better setups mean superior video quality, for both multi-generation and low-generation work.

It's another example of how we make our newest technology available to our current customers. And how we help keep them competitive.

The Zeus advanced video processor. It rewrote the book on Type C performance.

You probably already know how the Zeus processor revolutionized variable speed

playback and multi-generation performance. And how it provided Ampex customers with frame store capability, serial remote control, and a host of other unique features.

But did you know that it's designed to operate with older Ampex VTRs as well as new ones? So all Ampex Type C customers can increase their creative flexibility—and profits—without having to buy new VTRs.

Ampex technology.

It's designed to enhance your investment in Type C, not obsolete it.

Ampex is responsible for most of the major advancements in Type C technology. But we've gone a step further. We've made sure our existing customers can take advantage of those advancements.

And that's what makes us different.



(left to right) VPR-6, VPR-3, VPR-80

So if you're looking at Type C VTRs, look hard at the options. Then choose a machine you can grow with.

You can find out more about Ampex Type C products by contacting your nearest Ampex Sales Engineer today.



Zeus processor (left), TBC-7 (front)

AMPEX

Atlanta (404) 491-7112 Chicago (312) 593-6000 Dallas (214) 960-1162 Los Angeles (818) 365-8627 New Jersey (201) 825-9600 (In New York (212) 947-8633) San Francisco (415) 367-2202 Washington D.C. (301) 530-8800 Canada (416) 821-8840

GE IS THE LIGHT THAT TAKES THE HEAT OFF THE PERFORMERS.



GE Lighting lights up the night while generating 35% less heat than ordinary stage and studio lights.

The pace is frantic. Five minutes to airtime. Late breaking news has just been handed in. As the countdown begins...the lights go on.



For the performers, ordinary stage and studio lights can be torturous, because they generate so much heat. That's why GE invented the GE Watt-Miser Quartzline® lamp. This Quartzline lamp, with a revolutionary infrared reflecting coating, delivers 90% of the



light of ordinary stage and studio lights while using up to 35% less wattage. It generates less heat, which means more comfortable working conditions for the people onstage and the people backstage. It also reduces the load on the air conditioning system and fits existing fixtures.

With features like these, it's not surprising that more and more people are using them. Because when what's onstage is hot, GE Lighting keeps it cool.


GE is Light.



GE Lighting

Circle (32) on Reply Card

www.americanradiohistory.com



The trunking system allows photographer Rick Hardman to communicate with the assignment desk, although he is 150 miles away in Corpus Christi.

Continued from page 46

the trunking system is a particularly worthwhile investment. The assignment desk no longer has to wait for the crew to call in by phone for updates and/or instructions.

We operate on a network that allows us to have phone communications with any one of the six cities where we most frequently cover stories. This network provides coverage of more than 3,000 square miles—including Austin, Laredo, Houston, Corpus Christi, Victoria, the Rio Grande Valley and a large area of our hill country.

When a crew leaves for one of the cities in which we have a system, the radios are switched to that system. If the story has changed or other information becomes available, the information can be relayed to the crew long before it gets to the location. There is one drawback to the network. The field unit cannot initiate a call to the base from that city. However, if we have two crews out of town and in the same city, the crews have the capability to talk to each other, just as they do in San Antonio.

Equipment

All of our news units have a convertible handi-talkie with a 3dB gain antenna. Each of the hand-helds is a 3W unit capable of operating on up to 16 different systems. Each of

Take Me Out To The Ball Game

Or just take me out. The STLX extender/console puts you on the air when you're on the road.

With the STLX, when you leave the studio you don't leave studio quality behind. The built-in **Comrex Dual-Line** frequency extender with multiband noise reduction will deliver full program audio on two dial telephone lines—anywhere in the world.

And everything you need is all together in one professional package. This is a studio-quality console that's rugged enough for the road, with a four-input mixer (Penny & Giles faders are standard), complete telephone interface, full monitor system with talkback, AGC, PA feed and more. An optional battery pack is available as well as a custom shipping case that will stand up to the airlines.

For more information on how Comrex can help your road games, call or write Comrex Corporation, 65 Nonset Path, Acton, MA 01720 (617) 263-1800. TWX 710-347-1049. FAX (617) 635-0401. 1-800-237-1776.

COMREX®


Circle (37) on Reply Card

"There's no mistaking the value of a console built by Centro."

Whether you're planning to build a broadcast, teleproduction or post-production facility, one thing is certain. You're going to need racks and consoles to house that leading edge technology. And, no one designs and builds better systems enclosures than Centro.

From a single equipment rack or small console to a complete facility, Centro will give you both the ergonomics and aesthetics you demand. The calibre of Centro's craftsmanship, from welded frame construction to custom millwork, is without equal. If you want total value in your new systems enclosures and consoles, call Centro.


Centro, worldwide systems integration specialists in building the finest broadcast, teleproduction and post-production facilities. In short, turning ideas and dreams into reality.



369 Billy Mitchell Road
Salt Lake City, Utah 84116
(801) 537-7779

Circle (34) on Reply Card





The hand-held portable allows satellite truck engineer Xavier Luna to communicate with the news crew, which is not yet on location. The staff is operating in Corpus Christi, far from its home base.

these systems can operate as four subsystems.

The newsroom has one control station at the assignment desk. There is a desk phone at the producer's desk and at the studio where we receive our microwave feeds. These two desk sets are connected to the main control station. Master control has a control unit, which operates on a second channel used only for the coordination of live shots. This keeps the newsroom channel free for news operations.

Each of the hand-held radios also can operate on a simplex channel. This is useful when the unit is out of the trunking system range. This allows units to talk to each other, although the range is limited to only a couple of miles. This feature also allows the unit to talk to the helicopter when it is within about 10 miles.

Seven of the hand-helds have a phone patch. Two of these are installed in the remote trucks, and the others are kept by key personnel. Because there is about a 5-minute limit on the phone, we cannot use it for IFB. This limitation comes from the trunked network design, not the handi-talkies. The vendor claims it is not possible to extend the talk period beyond the 5-minute limit without creating major problems for the entire system.

All photographers keep a hand-held radio

Formed to Fit the Function. HME's New Intercom Belt Pacs


The all-new HME Belt Pacs feature rugged aluminum housings that are curved for comfort and ease of operation. They're the lightest, most compact units available—you'll hardly know you're wearing them. What's more, you'll get unsurpassed audio quality plus compatibility with our complete line of cabled intercom systems.

HME—renowned for quality! See for yourself. Call us today to arrange a demonstration.

HME manufactures a complete line of wireless microphones, wireless intercoms, and cabled intercom products.



BH-720
single
channel



BH-721 dual channel



hme
HM ELECTRONICS, INC.

6675 Mesa Ridge Road, San Diego, CA 92121, Phone 535-6060, Telex: 350-771, FAX: 619 452 7207

Circle (35) on Reply Card

Consistency

Delivering beautiful pictures is only half of what you need from your video tape. The other half is doing it consistently, time after time. That's why Ampex 196 stands alone.

The reason is Ampex Process Management. APM is an innovative manufacturing concept, using advanced proprietary tools to enable us to control the consistency of the entire production process. From raw materials to finished products. No other video tape delivers such consistent performance, reel after reel.


APM combines a management commitment with statistical process control techniques to monitor every step in the manufacturing process. As a result, Ampex is able to produce a video tape of unmatched consistency. Which means you get the cleanest, sharpest pictures production after production.

If you'd like to know more about how APM contributes to the consistency of Ampex 196, call or write today for a free brochure. Ampex Corporation, Magnetic Tape Division, 401 Broadway, Redwood City, CA 94063. 415-367-3809.

AMPEX

Circle (36) on Reply Card





The master control system, shown in the background, allows assignment editor Frank Guerra to instantly communicate with his crews even though they are located in another city.

with them at all times. This provides instant communication with the crew—no more paging the photographer and waiting for a return phone call.

Performance

The system has been in place for 1½ years with only two failures. Even then, we never completely lost communications. If a major problem develops, the system jumps to a preselected channel and operates in a repeater mode. At that point we are part of a group of users who have to share the system and can hear each other's transmissions.

Our radio system has more than paid for itself. For example, soon after we had the multicity system installed, the gubernatorial election was held in the state capital, 75 miles away. The capital is one of the cities in which we have a system. Not only were our two crews able to talk to each other, but the producer and executive producer were able to call everyone at once to distribute information.

We had our two 5 p.m. anchors hosting the show from different locations—one at the incumbent's headquarters and the other at the challenger's. Before we went on the air, one of the phone lines we had ordered went down. Our producer called up the Austin trunking system on the phone, and everything went on fine. We finally got a working phone line, but we kept the radio system up just in case. There is a system time-out of seven minutes, but there is always a warning tone. It's a slight inconvenience, but better than not having any communication at all.

One of the major advantages of the trunking system is that it is expandable. This system will not become obsolete in three or four years. When the time comes to add more cities to our system, we can. The local radio shop will be equipped within the next few months to burn the PROMs so we won't have to send the radios off to be programmed, as we did the first time.

The basic system cost depends on how many units are needed. A monthly operation budget also must be set aside to cover the costs associated with the telephone and 2-way use. This cost also is based on the number of units. Each phone is allowed a certain number of free minutes per month as a part of the basic fee. If the usage exceeds that amount, a charge of approximately 35 cents a minute is incurred.

It is a good feeling to know that the other stations cannot hear your communications. It's also great to have a way of contacting the out-of-town crew that is covering the biggest story of the week. You don't have to wait for them to call in and tell you that they got it. You can call them.


|-:-:-:-:-)))))

EXTEND YOUR LEVEL OF SUCCESS

The ATS-100 Stereo (dual channel) Extended Range Audio Meter is a self-contained audio measuring system. Dual "VU" meters provide precision visual monitoring. Peak Program Meters offer simultaneous level and peak monitoring.

The ATS-100 input sensitiv-

ity allows for a wide range of levels, from -60 to +30 dBm, and a visual indicator is provided for accurate phase measurement. The reliable, fully solid state amplifier and power supply, coupled with advanced micro-processor control, is assembled in a compact 3½" rack mount frame.




McCurdy

McCurdy Radio Industries

108 Carnforth Road, Toronto, Ontario
Canada M4A 2L4 Tel: (416) 751-6262
Telex: 06-963533 Telefax: (416) 751-6455
1051 Clinton Street, Buffalo, New York 14206
Tel: (212) 772-0719

Circle (33) on Reply Card


EVERYTHING YOU WANTED AND THEN SOME.



We asked camera operators, engineers and directors what they needed and wanted most in studio lenses. Here are the results. Whether you're behind the camera or behind the scenes, you'll appreciate what Fujinon has accomplished.

These new lenses are lighter, more compact, more maneuverable. Optically, electronically, electro-mechanically...in terms of performance, range, operation, setup and servicing, they offer advantages you can't get in other lenses.

All major components, including power supply and pattern projector, are modular. Motherboard construction and no wiring harnesses simplify trouble shooting to make field servicing a practical reality. Without removing the shroud, there's easy access to the tally light switch, back focus adjustment lock, circuit breakers, and pattern projector color levels and chart positioning.



Production guesswork is gone. Focal length and aperture are reported through viewports in the lens shrouds or via LED indicators. (Combine this with Fujinon's microprocessor-controlled shot boxes for unerring production control.) Zoom speed control is smoother and ramping can be avoided completely by limiting the zoom range to match lighting levels. You can also see if an extender is deployed and which one. And deploy extenders from a remote demand unit, shot box or manually from the lens itself.

Whether you choose the 17X (Fujinon's best selling studio lens) or the 20X for its greater wide angle coverage, your programming and productions benefit from Fujinon's traditionally better optical performance — higher MTF, better edge-to-edge resolution, freedom from flare, ghosting, distortion, lower longitudinal chromatic aberration, and greater contrast and brightness.



- THE WIDEST**
P20x14ESM
 14-280mm (21-420mm; 28-560mm)
 F2.1 (14-210mm); F2.8 (280mm)
- R20x10.5ESM**
 10.5-210mm (16-315mm; 21-420mm)
 F1.6 (10.5-161mm); F2.1 (210mm)
 Minimum Object Distance: 0.75m Weight: 20.5kg
- THE PERFORMANCE/ VALUE LEADER**
P17x16.5ESM
 16.5-280mm (24.8-420mm; 33-560mm)
 F2.1 (16.5-223mm); F2.7 (280mm)
- R17x12.5ESM**
 12.5-215mm (18.75-318mm; 25-424mm)
 F1.6 (12.5-170mm); F2.0 (215mm)
 Minimum Object Distance: 0.75m Weight: 19.5kg

For more information or a demonstration . . .

FUJINON INC. 10 High Point Drive, Wayne, N.J. 07470 (201) 633-5600
SOUTHERN 2101 Midway, Suite 350, Carrollton, Texas 75006 (214) 385-8902
MIDWESTERN 3 N. 125 Springvale, West Chicago, Ill. 60185 (312) 231-7888
WESTERN 118 Savarona Way, Carson, Calif. 90746 (213) 532-2861



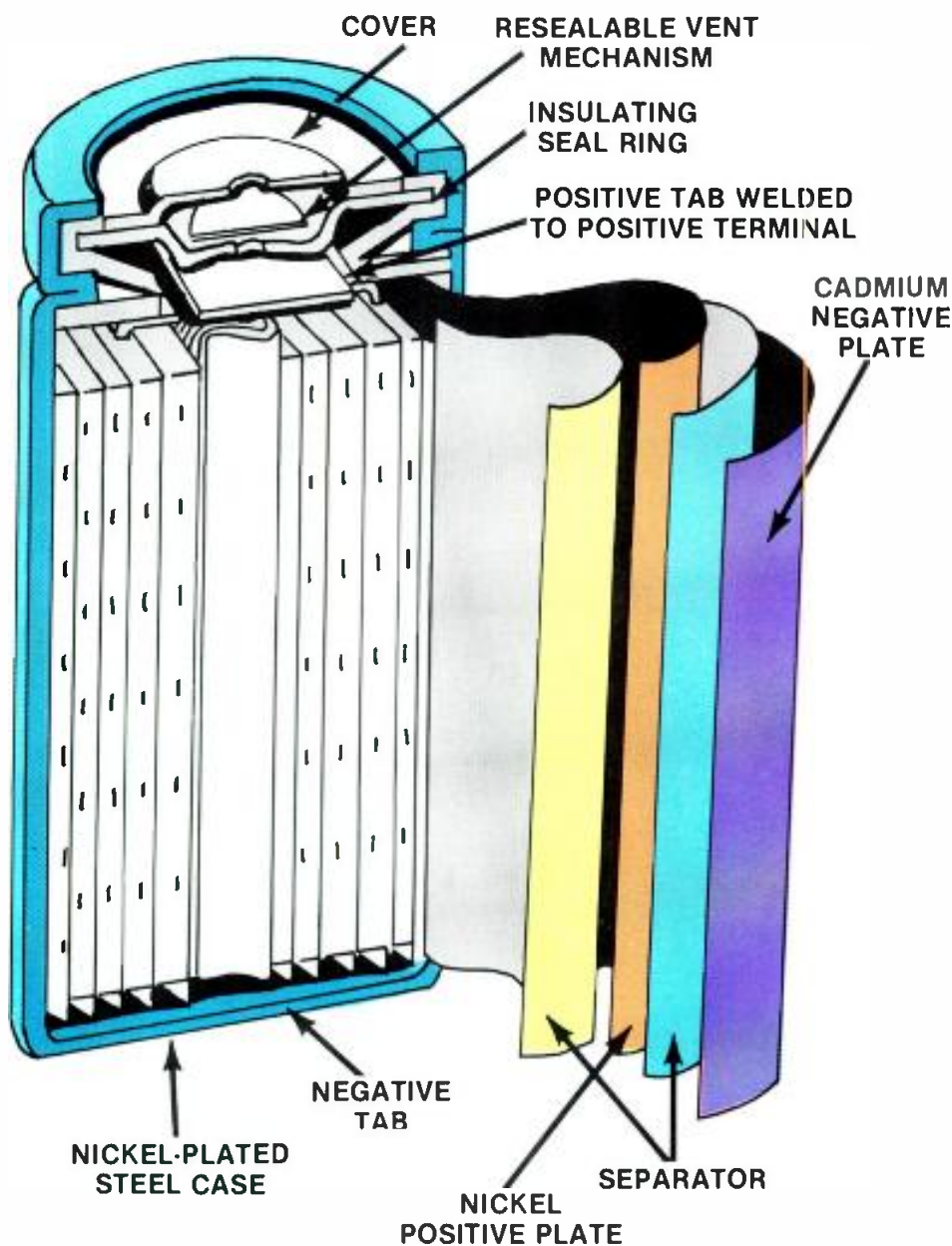
FUJINON

Circle (38) on Reply Card

Powering portable production

By F. Kurt Shafer

The selection and care of batteries are matters not to be discharged lightly.



Batteries—the subject elicits responses ranging from apathy to intense interest, from joy to rage. Consider this scenario: You're on assignment, precariously positioned to catch a shot of a heroic firefighter rescuing a small child. Suddenly, without warning, your camera and recorder go dead. Now you know the importance of reliable portable power.

Whether the battery will work depends on the care and attention given to it on a daily basis, as well as the type of battery you select for a particular application. Of the battery types (nickel-cadmium, lead-acid, silver-zinc, lithium and alkaline), which technology is best? Each has good and bad characteristics for particular uses.

Why rechargeables?

Equipment portability requires battery power. The battery preferred for a particular piece of equipment is determined by the manufacturer early in the design phase, based on voltage, power drain during use and battery cost. Portable lights, for instance, take hundreds of watts. Cameras, recorders and portable radio systems also require a large amount of power. Non-rechargeable *primary* batteries would be depleted in minutes or hours and would be much too expensive to replace as often as needed. The economical solution, then, is to use rechargeable *secondary* batteries instead.

Rechargeable batteries have been part of the broadcast industry for years. Cameras, recorders, lights, RPU transmitters and other equipment have been powered by devices ranging from small battery packs that attach to or plug into the equipment to larger packs

Figure 1. 1.2V, 4Ah nickel-cadmium D cell.

Shafer is sales director for The Energy Source, Manhattan Beach, CA. He was formerly with Christie Electric.

WE DID IT!



LOGIC SERIES

Microprocessor Chargers and Batteries

Write for complete details on this new advanced technology system — Anton/Bauer, Inc.

antonbauer

One Controls Drive
Shelton, CT 06484
(203)-929-1100

Circle (39) on Reply Card

www.americanradiohistory.com

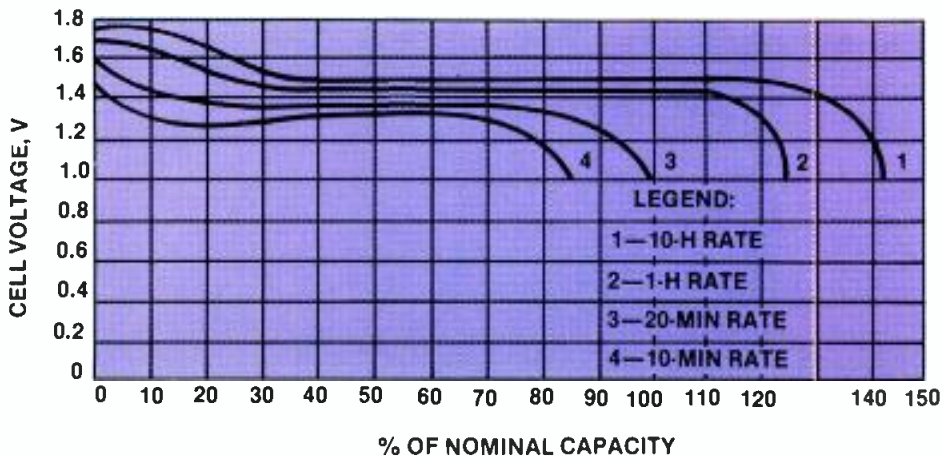


Figure 2. Silver-zinc discharge curve for various discharge rates.

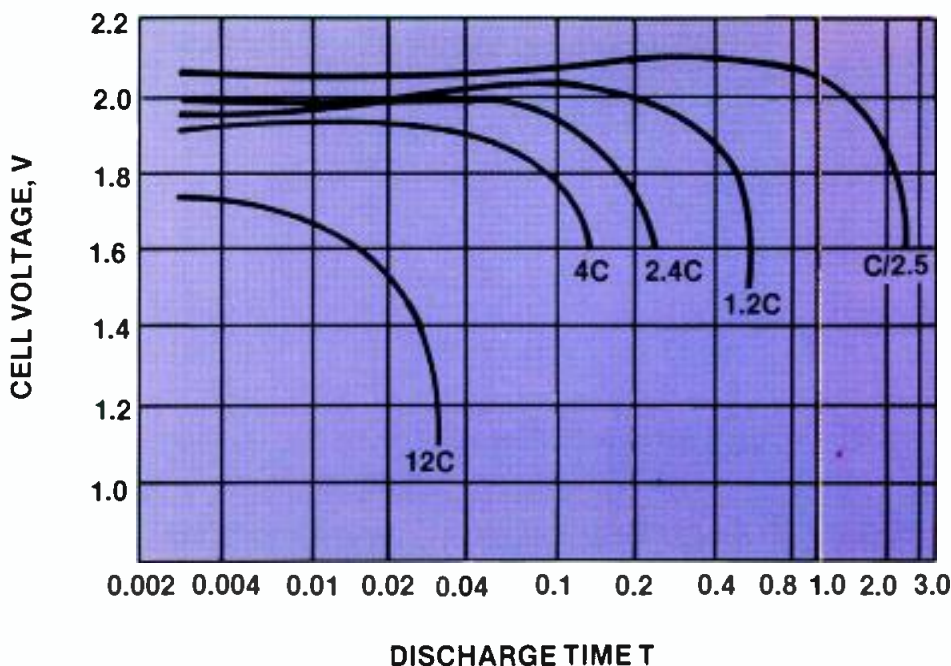


Figure 3. Lead-acid discharge curve for various discharge rates.

that bolt on. Battery belts and portable "lunch pail" batteries have met demands for higher voltages and longer running times.

An array of rechargeable battery chemistries have received attention from battery technologists. Zinc-chloride, aluminum-sulfide, sodium-sulfur, sodium beta-alumina, lithium, lithium-sulfur dioxide, lithium-metal sulfide, nickel-hydrogen, nickel-zinc and nickel-iron are among the combinations of metals and chemicals under consideration to optimize rechargeability for various applications.

Three secondary battery technologies—lead-acid, nickel-cadmium (NiCad) and silver-zinc (AgZn)—have proved useful for broadcast purposes based on price, availability and performance. The characteristics of each type determine why one type of battery might be selected for a particular need. Understanding the operating parameters,

proper methods of charging, discharging, storage and maintenance will help to achieve the longest useful lifetime of each technology.

Building blocks

All power packs and belts have one thing in common. They consist of cells, usually 10, 11, 12, 22 or 24, wired in series to achieve a desired voltage. Cells are the building blocks of battery packs. Figure 1 is a cutaway view of a single NiCad "D" cell. It is rated 1.2V, with a 4Ah (ampere-hour) capacity. A similarly sized AgZn cell is rated 1.5V, 12Ah capacity. Lead-acid batteries usually are multiple-cell assemblies, housed in a convenient 1-piece molded case, with three, six or more cells to produce 6V, 12V or more, respectively.

Note that this discussion is about sealed cells and batteries. They are not absolutely sealed but, rather, have vent systems that remain tightly closed under normal operat-

ing conditions. When internal pressures build above normal, the vents open long enough to relieve the pressure, then reseal.

Venting for NiCads occurs at fairly high pressures, usually if overcharging or high discharge rates cause overheating. Lower pressure venting for lead-acid units allows hydrogen gas to escape during charging. AgZn cells have a vent pressure of about one atmosphere.

Battery amp-hour ratings

The ampere-hour rating of individual cells and battery assemblies is a measure of the amount of current the battery can deliver to a load in a specific time period. The *C rate of discharge* is the current flow to deplete the total capacity of the cell in one hour. For example, a 4Ah cell has a C rate of 4A. At the end of the hour, all cells within the battery exhibit a specified discharge potential.

The cell capacity sometimes is rated at a discharge current much lower than the C rate, which may be misleading for broadcast applications. Lead-acid batteries are rated C/20, a discharge current equal to 1/20 of the C rate. Discharged at the C rate, the lead-acid capacity is less than it would be if the drain were at the C/20 rate. A 12V, 4Ah lead-acid battery provides only about 2.5Ah when powering a 25W load, or about 37% less than the rating implies. The 4Ah capacity is valid (C rate = 4A) only if discharged at a C/20 rate (0.2A). Figures 2, 3, and 4 show typical discharge curves for AgZn, lead-acid and NiCad units, respectively.

NiCad and AgZn batteries have more useful capacity than lead-acid at high rates of discharge. NiCad cells usually are rated at a C/5 rate, so a 4Ah NiCad battery at the C/5 rate provides 3.8Ah into a 25W load, a reduction in capacity of only 5%. AgZn has similar discharge characteristics. Because the capacity of AgZn cells is about three times higher than that of the same size NiCad, a 25W camera load (2A at 12V) is a smaller percentage of the AgZn capacity rating. The battery actually supplies more than its rating implies.

Size and weight vs. capacity

In terms of physical size of the battery technologies, AgZn batteries are three times more powerful than NiCads of the same size. NiCads are more powerful than lead-acid types, but by a slimmer margin.

Because Ah capacity is dependent upon load, especially with lead-acid types, you must define the load before making comparisons. For example, with a 25W load, NiCad delivers 32% more power than a lead-acid unit of the same rating. At lighter loads, the difference is less. But, in general, for the same load, a higher-rated lead-acid battery is needed for the same running time as a NiCad unit.

Figure 5 plots volumes in cubic inches and power capacity (total capacity depleted in one hour) for typical NiCad and lead-acid batteries for small portable applications. The

For over 40 years, we've been writing the book on high power RF systems

Experience is the best teacher

Chapter by chapter, and year by year, we keep adding to the book of experience as our engineers improve existing systems and develop new products and technologies.

In the past 42 years, we've built transmitters in every frequency band, from ELF to SHF. Today, nobody designs and builds more transmitter types than Continental Electronics.

Everyday, listeners all over the world tune in to Continental Electronics equipment because so many AM, FM and shortwave radio stations use our transmitters.

In support of our nation's defense, Continental's transmitters are the United States Air Force's first choice for long range, over-the-horizon communication and surveillance radar systems.

Scientific research also comes to Continental for answers. We develop special modulators, pulsed power supplies and power amplifiers which are key components in particle accelerators and plasma and nuclear physics experiments.

So, when you are in need of a reliable power source - broadcast, long range communication, radar, or CW RF power equipment - don't take a chance, contact Continental Electronics. The company that wrote the book on RF power systems.

Continental Electronics
Division of Varian Associates
P.O. Box 270879
Dallas, Texas 75227
Telephone: 214-381-7161
Telex: 73-398

 *Continental Electronics* 
a Division of Varian Associates, Inc. P.O. Box 270879 Dallas, Texas 75227 Ph. (214) 381-7161 Telex: 73-398 varian

THE SCIENCE OF RF POWER



CONTINENTAL ELECTRONICS



Circle (40) on Reply Card

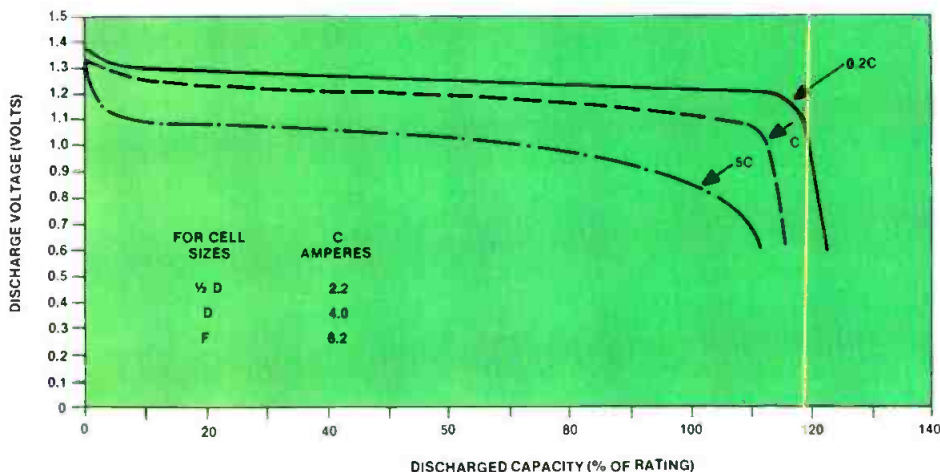


Figure 4. NiCad discharge curve for various discharge rates.

12V, 4Ah NiCad and the 12V, 4Ah lead-acid assemblies are nearly identical in volume, but lead-acid provides 30W, compared with 45.6W for NiCad. The same power from lead-acid requires a 6Ah rating.

Weight varies with battery technologies as well. AgZn leads again, with nearly three times the capacity of NiCad for the same weight. A 13.5 V, 12Ah, AgZn pack weighs 4.25 pounds. A 13.2V, 4Ah NiCad pack

weighs 4.5 pounds. Lead-acid batteries are about the same weight as NiCads for similar ratings. To compare equivalent capacities, you must use a larger lead-acid battery.

Battery longevity

The expected lifetime is the number of discharge-recharge cycles possible before the capacity of the battery is reduced to 50% to 60% of its original capacity. Actual lifetime

depends upon the depth of discharge (DOD) the battery experiences during the cycles.

In broadcast field use, the discharge may vary from shallow to 100% discharge. It is common to run a battery pack until it is discharged completely. The camera and recorder give a warning when the battery voltage is low and stop running if the pack is not replaced. When used until the warning occurs, batteries often reach 100% discharge.

Figures 6 and 7 show life vs. depth of discharge for lead-acid and NiCad units, respectively. Based on 100% DOD, the suggested life is about 150 to 200 cycles for lead-acid batteries, more than 500 cycles for NiCad and 100 cycles for AgZn.

If you can control the depth of discharge, you can extend the life of battery packs. However, discharging a lead-acid battery to 50% DOD in hopes of achieving a 400-cycle lifetime doesn't work. You would need to double the size and Ah rating to get the same useful power as from a NiCad battery.

The cost of power

The *lifetime cost* of each technology can be predicted in almost the same way as the cost for electricity in the home—in cents per watt-hour (Wh) obtained over the life of the product. Multiplying the load (watts) by the operating time (hours) with that load and the number of charge-discharge cycles yields

Vanguard Series™

Stereo Broadcast Consoles

Performance, Value and Reliability through Innovative Technology

- Full Featured On-Air Performance
- Reliable VCA Faders and Electronic Switching
- Serviceable Plug-in Circuit Boards
- Quick Punch Block Installation
- RF Protection that Works!



BC12DSL
12 Mixers • 24 Inputs
Dual Stereo Outputs
\$4995



BC8DSR/L
8 Mixers • 12 Inputs
Dual Stereo Outputs
\$3195

Call or write NOW for free detailed color brochure.

AUDIO TECHNOLOGIES, INC.
328 Maple Avenue, Horsham, PA 19044 • (215) 443-0330



Circle (41) on Reply Card

Listen to what engineers in 47% of all recording studios have already heard.* And what they haven't.



What we're going to tell you about the new NS10M Studio reference monitor may sound familiar, and for good reason.

The NS10M Studio is based on our legendary NS10M which, judging from its popularity in recording studios, delivers the near-field acoustic imaging that most engineers have demanded.

So rather than listen to competitive monitors to improve the NS10M, we listened to professionals like you.

And ended up retaining the best aspects of the NS10M's performance, while enhancing others.

That means you can expect the same smooth frequency response. The same high-power handling capability. And the same ability to take on the stresses of a longer duty cycle. All while maintaining accurate spatial definition without inducing listener fatigue.

Listening to what engineers needed also

meant making refinements designed specifically for the studio environment.

Like connector terminals that accept large-diameter speaker cable for optimum signal quality. A 3.5cm dome tweeter with built-in acoustic damping tailored for near-field monitoring. And a horizontal configuration so the NS10M Studio never gets in your way.

And because it takes a pro to better service a pro, the NS10M Studio is sold exclusively through authorized Yamaha Professional Audio dealers.

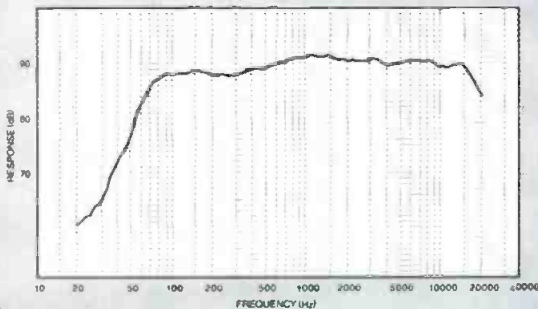
The NS10M Studio.

Proof that at Yamaha, we listen to professionals as much as professionals listen to Yamaha.

Yamaha Music Corporation,
Professional Audio Division, P.O. Box 6600,
Buena Park, CA 90622. In Canada, Yamaha
Canada Music Ltd., 135 Milner Avenue,
Scarborough, Ontario M1S 3R1.


*1987 MIX Magazine Annual Recording Industry Directory

Frequency response remains exceptionally smooth in the new NS10M Studio, from 60Hz to 20kHz.



YAMAHA[®]
Engineering Imagination™

Circle (112) on Reply Card



The Panasonic Pro Series 400-line high-resolution video production system.

In this S-VHS System, dot interference has been completely eliminated. The luminance and chrominance signals are output separately. This gives S-VHS video signals extremely clear color gradations and truly brilliant colors. All this—without sacrificing upward compatibility with standard VHS.



Improved Cost/Performance.

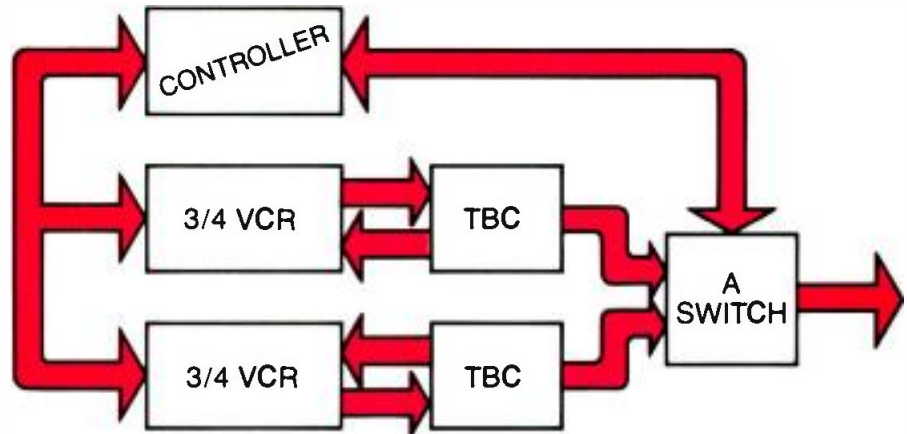
VCR FORMAT COMPARISON*			
Edit VCR	VHS	3/4	Pro Series
List Price \$	4,400	8,000	5,900
Max Rec Time (Min)	120	60	120
ENG Rec Time (Min)	120	20	120
Tape Cost \$	9	40 Studio 30 ENG	20
Resolution In Color Mode	240 +	260 +	400 +
S/N (In color mode)	45dB +	46dB +	47dB +

Equipment:

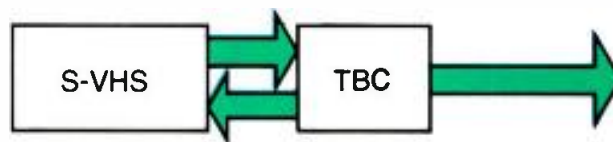
Upgrade your system even as you cut your costs: lower equipment/operating costs. Higher 400-line resolution.

System Simplification:

Typical 3/4" 2-hour playback system—costly, complicated components.

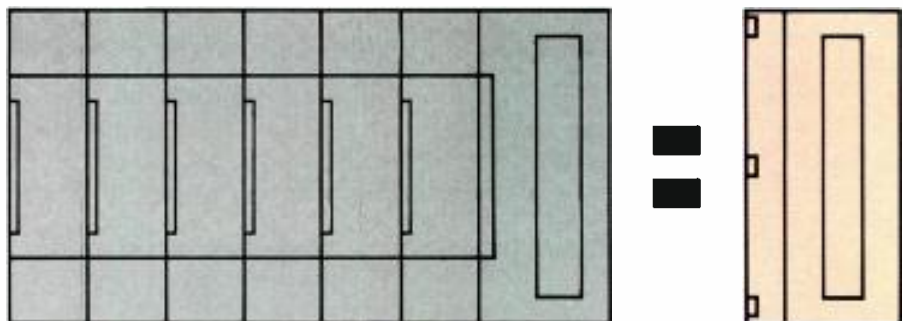


Panasonic Pro-Series S-VHS 2-hour playback system—requires no controller, only 1 TBC, only 1 VCR.



Lower Tape Running Costs:

It takes six 3/4" 20-minute cassettes to equal the ENG recording time of one S-VHS cassette.



Panasonic
Professional/Industrial Video

*Based on
Panasonic Edit Machines

Call Panasonic Industrial Company at 1-800-553-7222 for more information and the name of your nearest Panasonic Professional/Industrial Video Dealer.

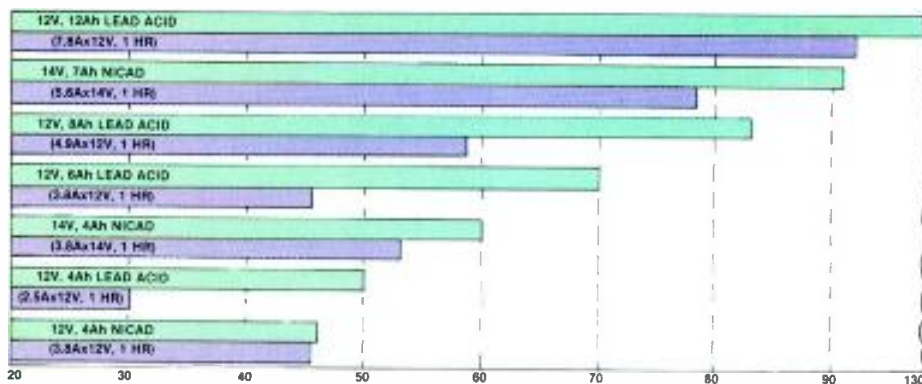


Figure 5. Volumes and power capacity for NiCad and sealed lead-acid units.

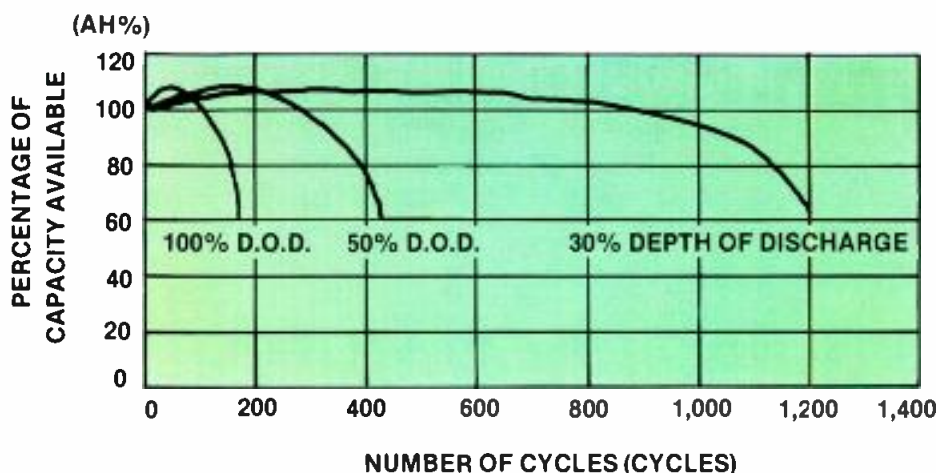


Figure 6. Lead-acid depth of discharge (DOD) vs. life.

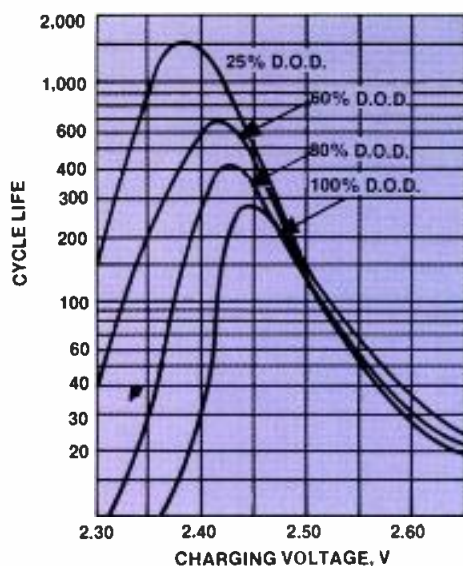


Figure 7. NiCad DOD vs. life.

Continued from page 64
undergone improvements and now are more compact, easier to use and less temperamental. The difference in power-to-size ratio is less than at any previous time, but nickel-

Memory

NiCad cells may exhibit an effect called *memory*, which, fortunately, is a reversible condition. Figure 10 shows that after repeated cycles of discharge for one hour at the C/5 rate, the output voltage of the cell drops by more than 0.1V. (A specific, repetitive discharge rate and time are key words here.) In a pack of 12 to 24 cells, a reduction of output voltage by 1.2V to 2.4V causes premature low-voltage indications.

Figure 11 shows the voltage reduction and voltage *step* caused by repeatedly overcharging at the C/10 rate. This, like the memory effect, is reversible. The battery must be discharged fully (to 1V/cell), then recharged completely without overcharging. Repeating the process three times should restore the battery capacity.

Note that the memory phenomenon may not affect equipment or performance, if 13.2V-14.4V NiCad packs are used to power 12V systems. Memory effects do not occur with lead-acid or AgZn cells.

Cell reversal, overdischarge and self-discharge

Lead-acid or NiCad batteries may exhibit a cell potential reversal during discharge. This happens to the cell that reaches full discharge (1V/cell) first, if the entire pack continues to discharge. Most cells can withstand some reversal, but if the discharge is repeated often at high current drains, as is common in belt packs, permanent damage to the cell can occur, and total failure results. To prevent this problem, avoid discharging a NiCad pack below 1V/cell.

Figure 12 shows the acceptable discharge voltage of a lead-acid battery. As a rule of thumb, discharge should be kept above 1.5V/cell or 9V on a 12V battery. Discharge below the bottom curve shown in Figure 12 can cause irreversible damage. When over-discharged, the electrolyte can become pure water, making recharging difficult. If the battery is left discharged for any length of time, *sulfation* occurs. (Lead sulfate on plate surfaces goes into solution.) Then, when the battery is recharged, crystalline metallic lead can link between plates to form short circuits that constitute a permanent failure.

Self-discharge is a little-understood phenomenon in NiCad and lead-acid units. Figure 13 plots storage time of lead-acid batteries vs. ambient temperature. In general, lead-acid will self-discharge about 10% every three months at 20°C. Lead-acid batteries must be recharged before being completely self-discharged to prevent permanent damage and reduced life.

NiCads exhibit a non-linear capacity loss during storage (see Figure 14). At 20°C, a typical NiCad loses 20% of charge the first month, 40% over three months and 50% within six months. If the temperature is 10°C higher, 80% of the charge will be gone in four months.

In contrast, NiCad batteries can be stored

cadmium technology reduced size and weight to a minimum 10 years ago. It remains true that only NiCads can pack a useful 4Ah capacity into an industry-standardized 14V quick-attach, brick-type pack for cameras.

NiCads offer nearly three times the operating lifetime of lead-acid batteries under the same conditions. If you use batteries on a daily basis, you probably will prefer to pay more up front to get more lifetime. The occasional user who doesn't mind replacing battery packs or belts more often may prefer lead-acid batteries.

On the other hand, both chemistries have quirks that may cause headaches in some applications.

Operating temperature

Figures 8 and 9 show available capacity vs. temperature for lead-acid and NiCad batteries. Both types drop significantly in capacity at low temperatures. The capacity of NiCad, discharged at the C rate, drops 10% when the temperature drops to 0°C. The drop is greater at higher discharge rates. At 3C, capacity is 30% less at 0°C. The lead-acid battery is no better, because at the C rate of discharge capacity drops 18% for a temperature drop to 0°C.

©1988 Audiotronics, Inc.



High Definition Stereo Audio

For the complete picture

The 310 Series Audio Production Console has been specifically designed to complement the latest audio and video technology. It's the only console in its class, offering mono or stereo inputs with VCA sub-grouping, with or without equalization, output submastering, audio-follow-video capability, a comprehensive user-programmable logic system and a wide range of accessories for custom tailoring to your specific requirements.

Call 1-800-638-0977 for further information.



audiotronics, inc.

3750 Old Getwell Rd.
Memphis, TN 38118 USA
Tel: (901) 362-1350
Telex: 533356

Circle (49) on Reply Card

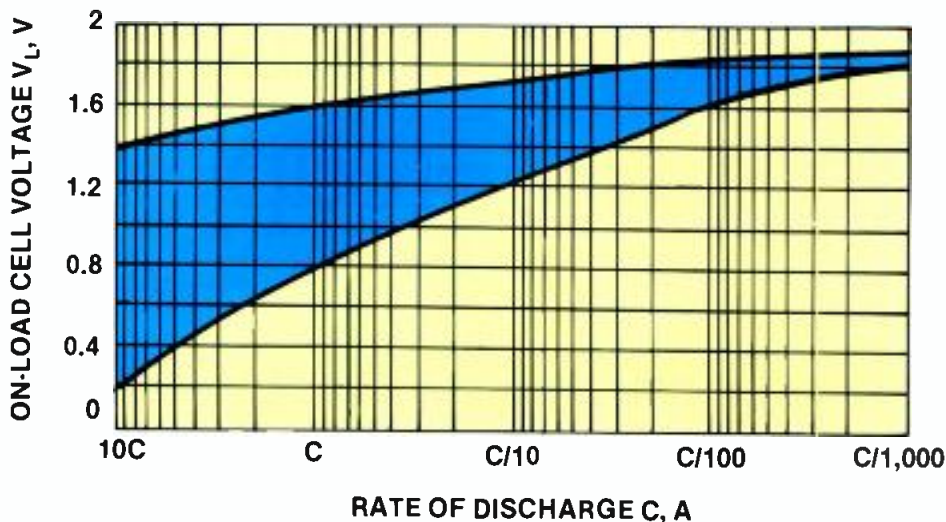


Figure 12. Lead-acid acceptable DOD rates.

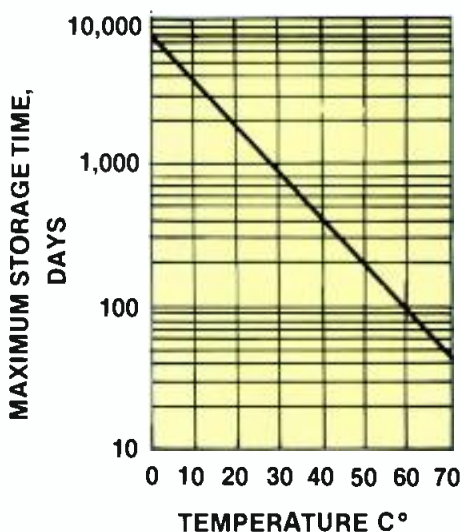


Figure 13. Lead-acid self-discharge time vs. temperature.

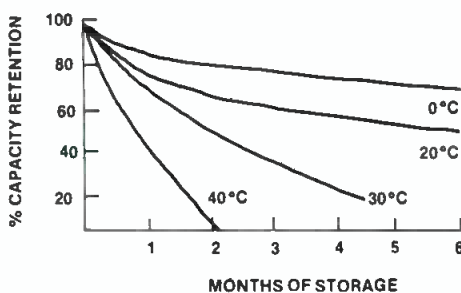


Figure 14. NiCad capacity loss during storage.

heating the cells or overcharging the battery. The use of a microprocessor-based system allows a variety of added features, such as *multiple-channel* charging and status reporting. Most multiple-channel systems work sequentially, completing the charge on one before moving to the next.

Simultaneous charging of multiple batteries requires a greater power-supply capacity

with multiple regulation and control circuits on the charger. Chargers with discharge and analyze capabilities are now available with power capacity to fast charge five 14V, 4Ah NiCad batteries simultaneously.

Multiple-channel chargers introduce a factor of convenience for any battery-intensive facility, particularly one in which a variety of different battery sizes and types must be up to par at all times. Under microprocessor control, the system deals with fast or slow charge of any combination of 12, 13 or 14V quick-attach and VTR battery packs. The controller of some models can automatically identify the size and voltage of each battery attached to the system and, in some cases, select a charge routine for each device. In the fast-charge mode, the process requires about an hour per battery. Also, the controller monitors each battery that remains connected, activating the charge circuit only if a drop from the fully charged condition is found.

Information about the charging process is provided with LEDs and an LCD display. As battery requirements change, new PROMs for different charging routine requirements can be placed into the system controller.

Similar convenience is possible for efficient, unattended charging of multiple batteries with a single-channel charger and add-on sequencer. Such units perform automatic fast or slow charge to a combination of battery packs in specific voltage and capacity ranges. For example, one model might charge 10V to 15V packs with capacities from 2Ah to 12Ah. Another is designed for 12V to 30V packs or belts in the same capacities. Other features, such as a program to recondition older and abused batteries, can be totally automatic.

Under computer control, a total battery care system can include charger, discharger, analyzer and reconditioner functions in a single package. The unit automatically processes any combination of battery packs, belts or assemblies of any technology,

because it can recognize which battery type is connected in order to select the appropriate routine. Programmability simplifies handling of special situations. For example, a sequential charge at any current to 10A and at any voltage to 78V, or simultaneous charging (at a slower rate) on all channels, is possible.

Different battery chemistries require different charge methods, so the system is programmable for a constant current, constant voltage or *reflex* mode. The reflex concept is a patented system for NiCad batteries that combines a pulsed charging current with frequent discharge pulses to dissipate gas formation on battery plates.

To *analyze* a battery, the pack is charged fully, then discharged at the C rate constant current for the amount of time needed to reduce its output voltage to about 1V/cell. A 4Ah pack should discharge in about one hour at 4A. The 1V/cell end voltage normally is used, because it is low enough to indicate a nearly totally discharged cell, but is high enough to avoid reversing any cell in the assembly. The result of this test is an ampere-hour capacity value for the battery pack. If the capacity is less than a new battery, but more than 50% of the rating of a new pack, the battery should react favorably to reconditioning.

For analysis, control includes different discharge rates internally or through add-on discharge loads. One analysis routine includes discharge, recharge and display of the Ah capacity found during the discharge. A second routine charges, discharges, charges, then displays the capacity.

Reconditioning of NiCads to remove memory effects includes discharging (to 1V/cell) and recharging three times automatically, with displays of the capacity in Ah. Because NiCad cells heat up more during discharge than during charge, reconditioning cycles must include cooling periods. The display allows a user to inspect preprogrammed routines and to add or delete programs for other batteries.

The charger systems with analyzer and reconditioner functions on the market work well for their intended purpose. Before buying a system, however, ensure that it will deal with your specific needs. Remember that belts, packs and different chemistries have different requirements. For example, automatic identification of a conventional battery is not possible. It must be done by the operator. However, some *future* premium cell assemblies may include an identification device in the pack.

Maintaining batteries

An AgZn battery pack requires little maintenance. You should handle packs carefully, storing and shipping them in an upright position. If you decide to use AgZn to take advantage of the high power available in such a small size, it is likely that the battery will get frequent use. If used once a day, it will last

Gold Standard.

In finance, the gold standard means unquestioned security and reliability. In broadcast-quality satellite receivers, it means the Agile Omni Professional. From Standard Communications.

Based on intelligent microprocessors, the Omni Pro does most of the thinking for you. You choose the desired satellite signal, and the Omni Pro automatically sets the correct format of C or Ku band antenna inputs, full or half-transponder operation, center frequency, channel spacing, audio subcarrier frequencies and more. In essence, two knobs let you select audio/video perfor-

mance without confusing conversion or reference tables, without complicated switches and controls, without hassle. But that's just the beginning.

Order the optional RS-232 computer remote control and you can change everything from the transponder bandwidth to the subcarrier frequency, for a whole network or any individual unit, either by phone modem or Earth station uplink.

For broadcast applications, Standard offers the Omni Pro with the Broadcast Performance Package, which includes proof of performance, EPROMs pre-programmed

for all domestic satellite formats and channels, multiple IF bandwidths, additional audio subcarrier demodulators, and more.

To get the full story, call or write Standard's SATCOM Division.

And find out how little gold it takes to get on the Gold Standard.

 **Standard
Communications**
SATCOM Division

P.O. Box 92151
Los Angeles, CA 90009-2151
Telephone: (800) 243-1357
In California (800) 824-7766
(213) 532-5300 Telex: 67-7173



Circle (45) on Reply Card

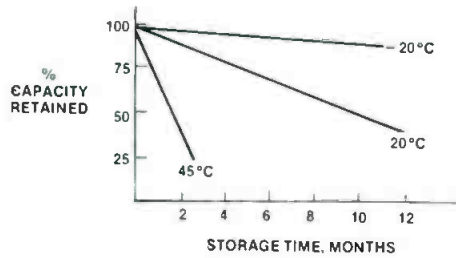


Figure 15. Silver-zinc capacity vs. time.

only four months, according to cycle count. Experience has shown that lives from nine months to more than a year are common. The right charger and proper handling procedures are important.

Sealed lead-acid batteries require no maintenance beyond proper handling and cannot be reconditioned. The primary failure mode is growth of the positive plate, which is accelerated by temperature and is irreversible. Proper charging, as discussed previously, is essential.

Beyond reconditioning, little can be done to maintain a NiCad pack or belt other than careful handling and proper charging. The primary cause of cell failure is heat, so storage, transportation and use should minimize the amount of time the assembly

CYCLE LIFE

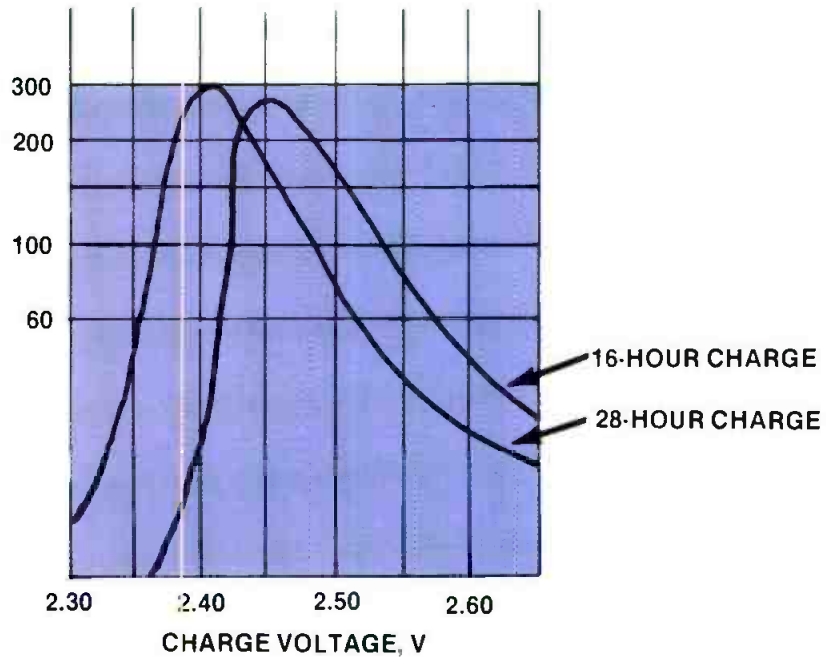


Figure 16. Lead-acid cycle life vs. charge volts.

experiences temperatures higher than 30°C.

If a pack loses capacity and does not respond to reconditioning, one or more cells may have shorted internally. Another pos-

sibility is a deteriorating separator, allowing rapid self-discharge. For this reason, replacing only shorted cells may not repair the pack.

Winsted®

FREE CATALOG



Video Furniture Systems

Big, full color catalog includes complete descriptions, pricing and ordering information on:

- Editing Consoles ● Video Consoles
- Equipment Cabinets ● Micro Computer Stations
- Tape & Film Storage Systems

Winsted Systems ... the Perfect Match for all professional Video Equipment

THE WINSTED CORPORATION

10901 Hampshire Ave. So. • Minneapolis, MN 55438
TELEX: 510-601-0887

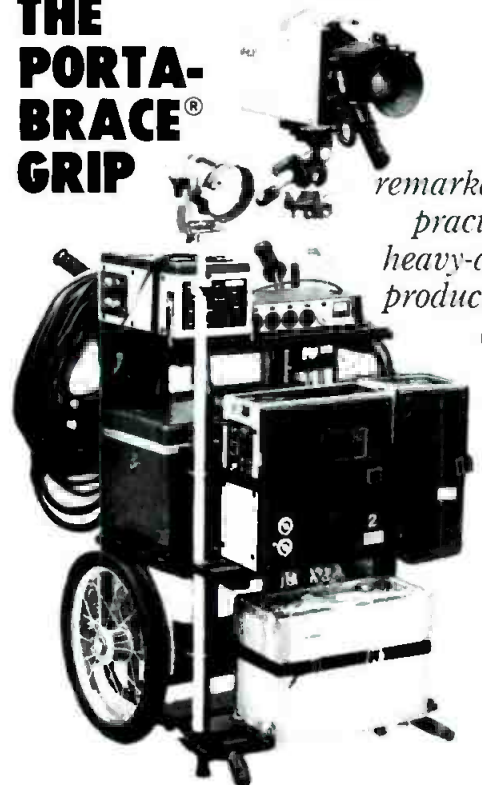
Call for your nearest dealer
Phone Toll Free **(800) 447-2257**

FAX: 612-944-1546

Circle (95) on Reply Card

THE PORTA-BRACE® GRIP

A remarkably practical heavy-duty production cart.



K&H Products, Ltd.
Box 246
North Bennington
Vermont 05257
802-442-8171

Circle (96) on Reply Card



No Surprises In This Package.

New EASTMAN EB-950 Broadcast Video Cassettes.

You expect outstanding quality in EASTMAN Professional Video Tape Products. So it's no surprise that our new $\frac{3}{4}$ -inch video cassettes are made to the same uncompromising standards.

They are also designed to match the potential of sophisticated U-matic hardware. The dropout rate is typically only 3 per minute—even under heavy use. Color is sharp and clean; audio crisp and clear.

Physical characteristics are equally impressive. The surface is smooth and flexible, yet very tough. The result is reduced modulation noise and increased editing durability.

These and other advantages make our new video cassettes outstanding for ENG and EFP applications.

Standard and mini U-matic cassettes are both available.

And, as with all EASTMAN Professional Video Tape Products, they're backed by in-depth engineering support as well as a firm commitment to a dependable supply.

For more information, call
1 800 44KODAK
(1 800 445-6325),
Ext 850.

©Eastman Kodak Company, 1987



Eastman
Broadcast Video Tapes

Circle (57) on Reply Card

www.americanradiohistory.com

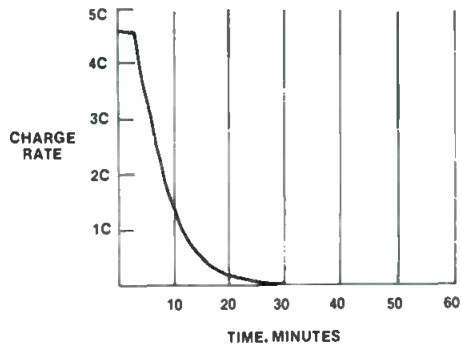


Figure 17. Lead-acid fast charge rate vs. charge time.

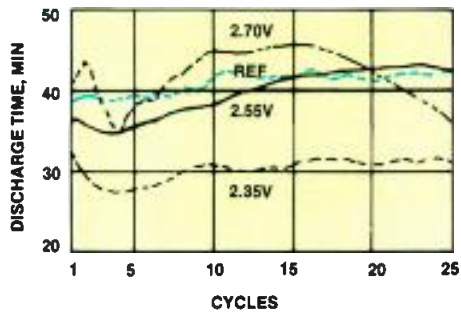


Figure 18. Lead-acid discharge time vs. charge voltage.

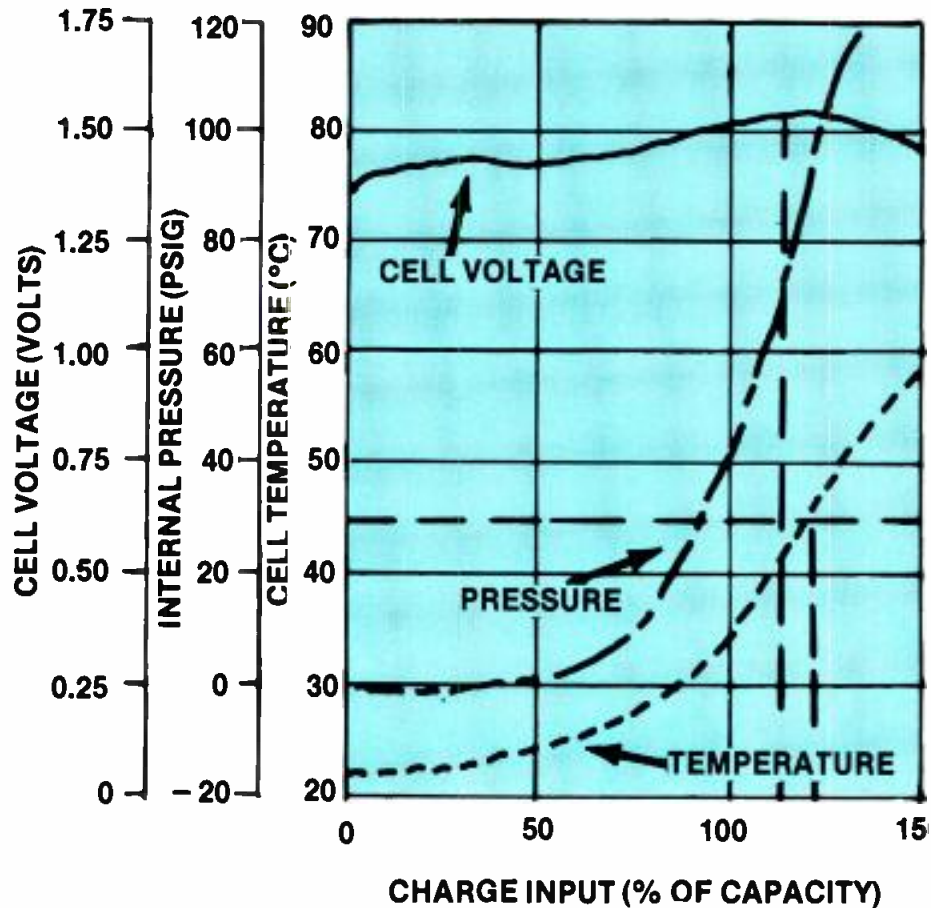



Figure 19. NiCad curves of temperature, voltage and pressure during charge.

HAVE YOU LOOKED AT YOUR SOUND LATELY ?



AUDIO SWITCHER-LINE MONITOR

- MULTIPLE BRIDGING INPUTS, MONO OR STEREO
- SWITCHABLE VU OR PEAK METER ON INPUT OR OUTPUT
- SELECTABLE INPUT SENSITIVITY
- BALANCED LINE OUTPUT
- POWERED MONITOR OUTPUT
- FIELD-PROVEN RELIABILITY
- INPUT EXPANDERS AVAILABLE

THE BROADCASTER'S CHOICE
INTERCOM. DISTRIBUTION, MONITORING SYSTEMS

ROHTM
A DIVISION OF ANCHOR AUDIO, INC.

913 West 223rd. Street Torrance, CA 90502
(800)262-4671 Telex:9102 400 141
CA(213)533-5984 Fax:(213)533-6050

Circle (88) on Reply Card

New technology

Battery manufacturers continue to improve existing technologies and to develop new and better batteries. Small advances have been made with NiCads, in the form of slightly higher capacities in the standard-size packages. One recent achievement was increasing the rating of a 1.5Ah pack to 1.7Ah. Both packs involved use of a 10 *sub-C* NiCad cells. Also, a 4.5Ah quick-attach pack has been announced. It uses a new NiCad design that puts a little more capacity into a standard D cell.

One manufacturer plans a rectangular NiCad cell, which would allow tighter packaging for a slightly improved power-to-size ratio. However, the AgZn chemistry is still the leader in power to weight. Witness the fact that it was the battery selected for the \$3 million solar car developed by General Motors and Paul MacCready. That car won the World Solar Challenge in November 1987 in Australia.

Lithium is the hottest new technology, but still is not viable for the size and power requirements in broadcast applications. It is not known at this time if lithium will ever be cost-effective at high power levels. For many reasons, NiCad battery packs and belts have been the technology of choice in broadcasting. A tremendous amount of work has been done by vendors of packs and belts to make the products easy to use and charge.

Various systems are available to analyze and recondition virtually any NiCad battery pack or belt in use today.

No matter how much development goes into battery technology, however, the well-being of battery products in the user's facility is more dependent on the treatment they receive. As with other electronic equipment, batteries do not respond well to physical abuse or improper care. If treated with respect, however, your portable power equipment should achieve the suggested life without problems.

|:Z(-)))))



Programmable Signal Generator



Composite Signal Generation & Monitoring



Component/Composite Signal Generation & Monitoring



PC-compatible Graphics Encoder

MAGNI

The state of the art in broadcasting can change overnight. What's standard one day is history the next, and your test and measurement equipment has to stay ahead of the game.

But does it?

MAGNI's experience in the field means our equipment is built right, but flexible enough to anticipate new technologies. From multi-function T & M packages, to user-friendly custom signal generators and genuine broadcast standards direct from PC graphics, the MAGNI line guarantees you quality video today and the versatility to grow with you

wherever tomorrow's formats take the industry.

When you find your "old standards" have outlived their usefulness, discover MAGNI. Our equipment won't become a thing of the past.

MAGNI

MAGNI SYSTEMS, INC.
9500 SW Gemini Drive
Beaverton, OR 97005
(503) 626-8400 or (800) 237-5964
FAX (503) 626-6225
TLX 650-2769743 MCI

Stereo microphone techniques

By Stephen Toback

You don't need a truck full of microphones to provide mono-compatible stereo audio.

The day has arrived when just clamping an old microphone on the mini-cam

Toback is majoring in music engineering technology at the University of Miami, Coral Gables, FL.

won't cut it anymore. Stereo can provide great sound, but it requires microphone techniques. The microphone, once an added chore to be handled at the last minute, is now an integral part of video

production. Placing microphones properly is not only important for obtaining quality stereo sound, but also is imperative for mono compatibility.

To fully understand the anomalies that may result from summing a stereo signal to mono, we must first take a brief look at how the brain perceives direction. The brain determines the direction of a sound by comparing the differences between the sound received by the two ears, based on four main localization cues:

- *Time.* The brain locates the sound to the ear that receives the sound first.
- *Amplitude.* The sound will be louder in the ear closest to the sound because the physical mass of the head will attenuate the signal before it reaches the opposite ear.
- *Complexity of the frequency spectrum.* The ear facing the signal will receive the most complex frequency spectrum because the hair and the curves of the face will tend to filter the sound. This absorbs the high frequencies before the sound reaches the opposite ear.
- *Phase differences.* The time delays, introduced because of the size of the head, also result in a phase shift between the ears.

All stereo microphone techniques use one or a combination of these cues to provide the localization information.

Mono compatible

Those techniques that derive all or part of their stereo information from time differences are not mono compatible. Arrival time delays of a signal between two

Continued on page 84

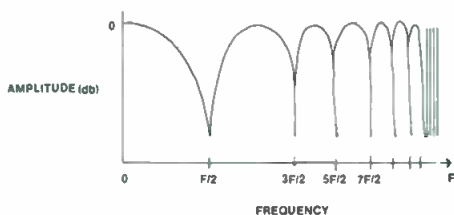


Figure 1. Comb filtering is the primary cause of signal cancellation when two audio channels are summed.

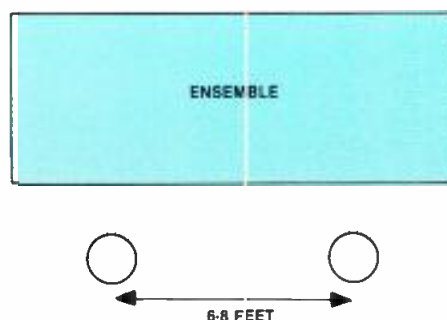


Figure 2. The spaced microphone technique is simple, but often produces comb filtering.

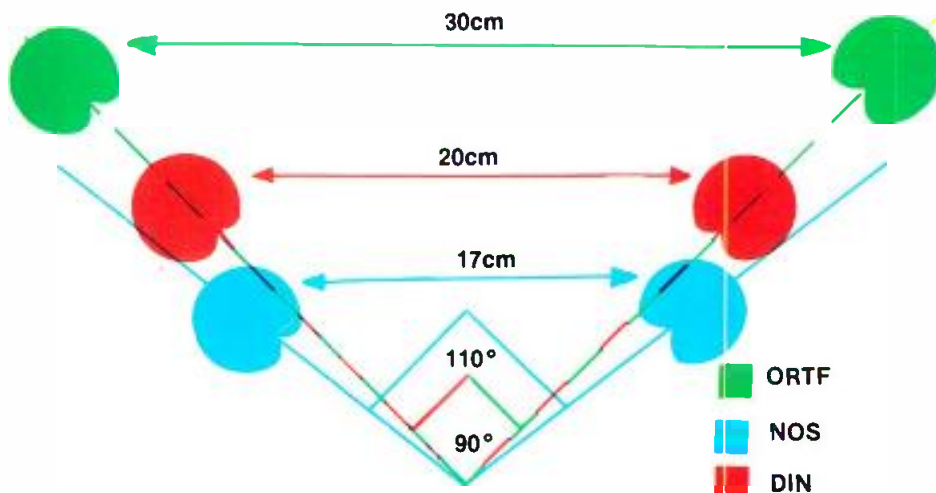


Figure 3. The European standards—ORTF, NOS and DIN—all use similar mic placement.

Withstanding The Test of Time



Like the proud, serene monuments of another age, Neve stands alone as manufacturers of the most enduring, reliable broadcast recording consoles in the industry. It takes the same kind of ingenuity, vision and advanced technology to be the architects of a line of products that range from 8 input stereo remote consoles to 96 input, 48 bus production consoles, standard and custom designed. And all with the same pristine performance.

Unique Formant Spectrum Equalization and comprehensive Dynamics, together with the acclaimed sound of Neve, produces the facilities and benefits for the finest broadcast consoles around the world.

Neve . . . Wonder of the World of Sound



Neve

Rupert Neve Inc.
A Siemens Company

RUPERT NEVE INC., BERKSHIRE INDUSTRIAL PARK, BETHEL, CONNECTICUT 06801, U.S.A.
TELEPHONE: (203) 744-6230. TELEX: 96 9683. FACSIMILE: (203) 792-7863.
NY: TEL. (212) 956-6464 • CA: TEL. (213) 874-8124 FACSIMILE: (213) 874-1406 • TN: TEL. (615) 385-2727 TELEX: 78 6669
NEVE ELECTRONICS INTERNATIONAL LIMITED, MELBOURN, ROYSTON, HERTS SG8 6AU, ENGLAND
TELEPHONE: ROYSTON (0763) 60776. TELEX: 81381. CABLES: NEVE CAMBRIDGE. FACSIMILE: (0763) 61886

Circle (53) on Reply Card


We accept challenges from the best names in the business!

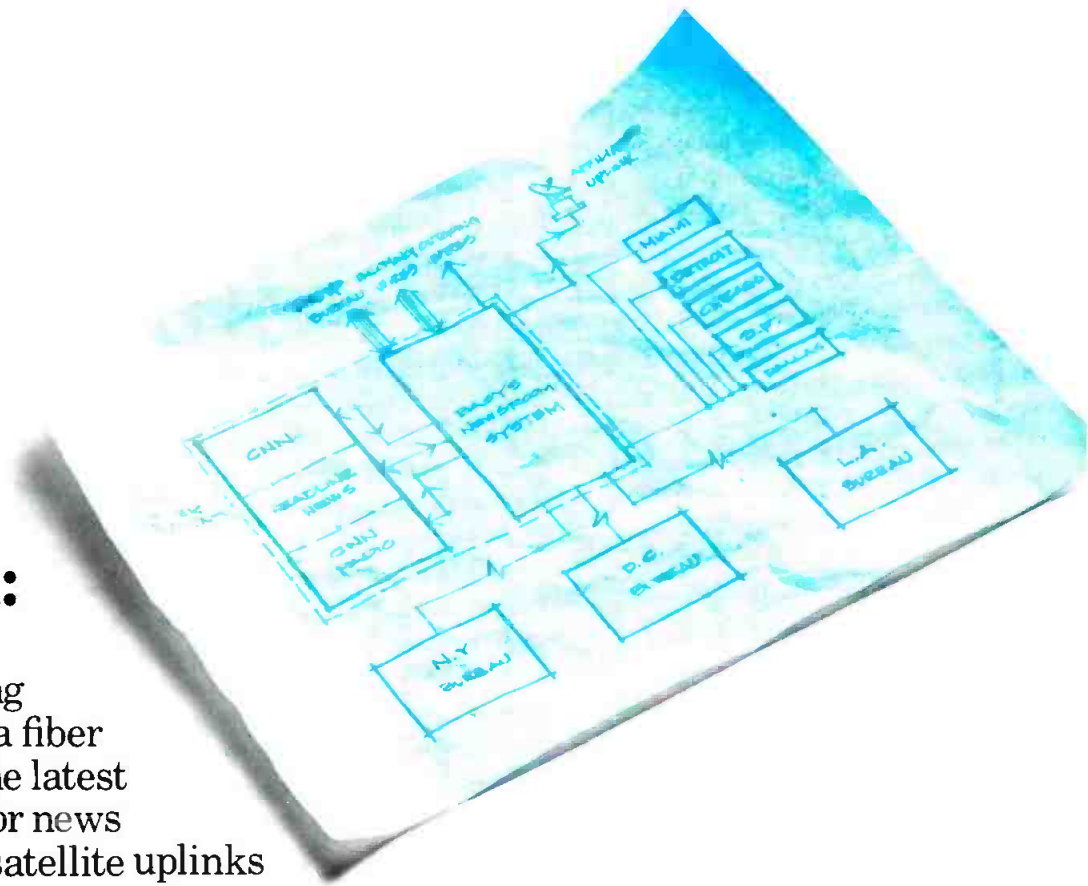
Profile:

CNN, Headline News, and CNN Radio, the world renowned 24-hour news networks of Turner Broadcasting System, Inc.

The Challenge:

- To create a state-of-the-art automated news gathering and production system that combines Turner's three news operations.
- To build a high performance system capable of supporting a news network with bureaus in 20 cities worldwide and 180 broadcast affiliates.





The Solution:

A fault-tolerant multiple computer system utilizing integrated voice and data fiber optic communications, the latest digital data technology for news bureau integration and satellite uplinks for affiliate support.

We've met challenges from the best names in the business. From large international networks such as CNN to small independent television and radio stations. And, we are proud to welcome these new clients to the BASYS family: WNYW, WTTG, KRIV, KTTV and WFLD of FOX Broadcasting, KPIX, KYW-TV, ESPN, CFRA AM/FM, WVEC-TV, WTVQ, and N.I.W.S. (Lorimar Telepictures).

Multiple Challenges - A Single Solution

The Basys Newsroom Computer System

BASYS

900 Stierlin Road, Mountain View, California 94043 (415) 969-9810

BROADCAST THE NEWS WITHOUT THE NOISE.

The new SM84 Lavalier Mic.

A super-cardioid pick-up pattern enables the new SM84 Condenser Microphone to reject unwanted background noise without compromising audio quality. So even if there's activity near your reporter or newscaster, the only thing the viewers hear is the news. The SM84 also provides greater gain before feedback than other lavalier condenser mics.

The microphone's tailored frequency response provides professional sound that's unusual in chest-mount applications. The 730 Hz filter compensates for chest resonance, while the high-frequency boost provides flatter, more natural response. The 12dB/octave low-end rolloff (below 100Hz) reduces room noise


and other low-frequency signals. In addition, excellent shielding yields low RF interference and hum pickup.

Easy to use.

The mic runs on phantom power or a standard 9-volt battery. The unique side-exit cable minimizes "cable hiding" problems. And universal mounting clips are included to handle virtually all attachment requirements.

Plus, it's built with Shure's legendary emphasis on ruggedness, reliability and performance.

Shure Brothers Inc.,
222 Hartrey Ave.,
Evanston, IL 60202-3696
(312) 866-2553.



When background noise isn't a factor, consider the SM83 Omnidirectional Lavalier Microphone.

Note: mics shown actual size.

SHURE®

THE SOUND OF THE PROFESSIONALS®...WORLDWIDE

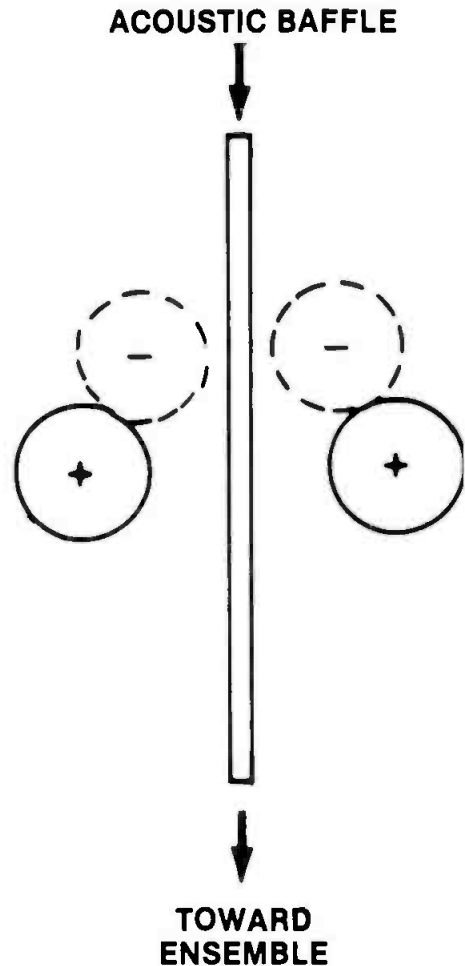


Figure 4. Masden helped reduce the problem of high-frequency time delay by placing an acoustic baffle between two bidirectional microphones.

Continued from page 80

tween the information recorded on the left channel and the information recorded on the right channel. These out-of-phase signals result in cancellations, reinforcements or some frequency spectrum distortion, when the two microphone outputs are summed to mono. This effect is known as comb filtering (see Figure 1) and can create a severely distorted mono signal.

If the microphones are D distance apart, the time delay becomes: D/c , where c equals the speed of sound through air—1,130ft/s. The first frequency where cancellations can occur is determined by the formula: $f=c/D$, with initial cancellation at $f/2$. Additional cancellations occur at $3f/2$, $5f/2$, $7f/2$, and so on.

For microphones placed six feet apart, for example, cancellations occur at 91Hz, 273Hz, 455Hz, etc. The signal does not completely cancel because the program material is composed of complex audio waveforms and not simple sine waves. Severe attenuation will oc-

Continued on page 88

Circle (92) on Reply Card

“RAMSA calls their WR-8428 a post-production recording console. I call ours terrific. And use it to record Superior Court, ESPN Sports, People’s Court and other national TV shows. Why? Because it performs like consoles that cost twice the price. And I’ve had zero complaints. Crosstalk is inaudible. Love RAMSA’s mix matrix, too. It lets me assign busses and mix to feed different areas of program to different destinations—even at different levels, as needed.” *Dick Liebert, Chief Engineer, The Production Group, Los Angeles.* For more information contact RAMSA at 6550 Katella Avenue, Cypress, CA 90630 714-895-7277.

RAMSA

Panasonic
Industrial Company

Circle (55) on Reply Card



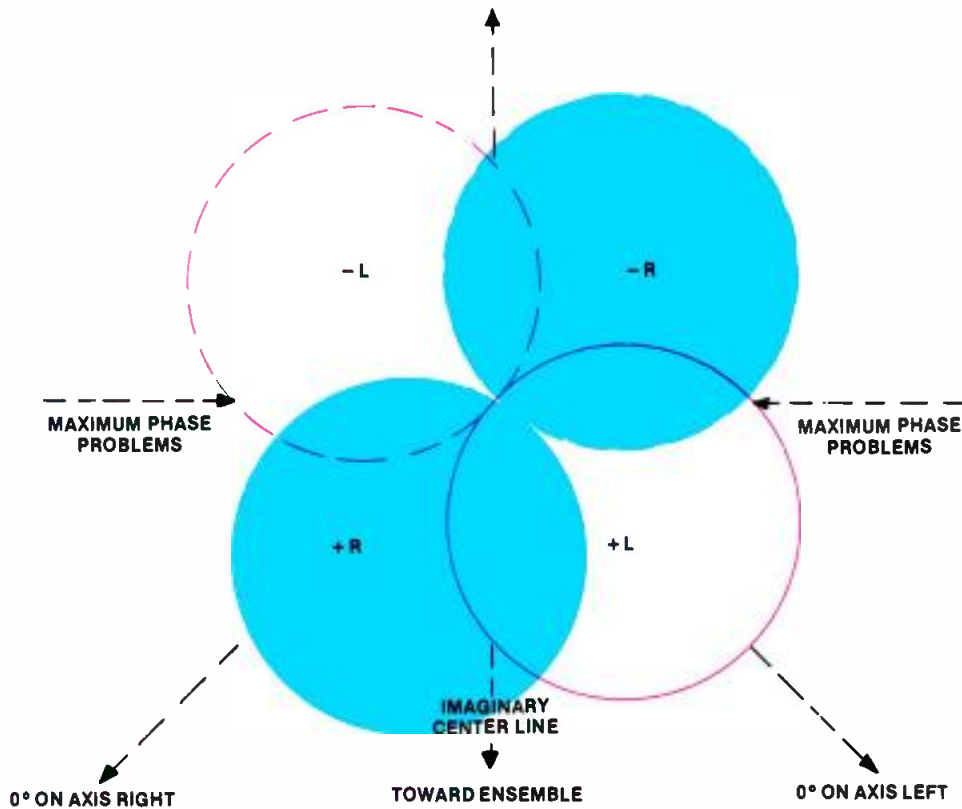


Figure 5. Blumlien's technique relies on two closely spaced bidirectional microphones.

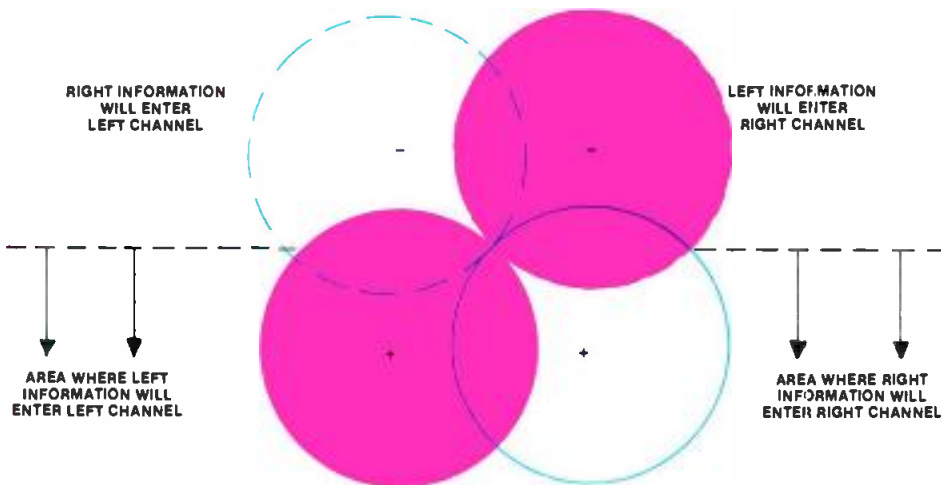


Figure 6a. Crossed bidirectional microphones deliver a useful frontal lobe of only 90°.

Continued from page 84

cur, however, near these frequencies. The same is true with reinforcements of the signal, which will take place near the frequencies $2f$, $3f$, $4f$, etc.

Only those microphone techniques that derive their stereo information from pure amplitude differences can be called completely mono compatible. These differences in intensity do not cause problems when the two separate channels are summed.

Non-compatible techniques

The spaced microphone technique derives its directional information from time and intensity differences. In this

technique, two microphones are placed six to eight feet apart in front and center of the ensemble (see Figure 2). Omnidirectional microphones usually are used to gain the warmth of the hall, but any microphone may be used. However, because directional cues are being sensed by means of time delays on the order of $5\mu s$ to $7\mu s$, severe comb filtering will occur beginning as low as 150Hz, when the left and right channels are summed to mono.

This technique provides an additional problem in reproduction. Unless the speakers are placed precisely the same distance apart as the microphones, the time and intensity information will not

be reproduced accurately, and a reduction in the stereo image quality will result. Because many consumer stereo televisions have speakers built into the console placing the speakers much closer than the six to eight feet required, the original sound cannot be reproduced.

Semi-compatible techniques

The technique that uses frequency spectrum complexity or phase cues as a major source of stereo information is the binaural or dummy head technique. The principle of binaural recording attempts to mimic the manner by which the human ear receives directional information, as discussed previously. The technique relies on the use of an actual "dummy head" with two omnidirectional microphone capsules in holes where the ears would be located.

Because the technique uses two omnidirectional microphones in close proximity, time and amplitude cues are lost. Therefore, we must rely totally on the accuracy of the dummy head's approximation of a human head for the stereo image. A major problem arises because of the frequency-dependent nature of this technique. Low frequencies will diffract around the head and lose directionality. Because of the small size of the dummy head, this diffraction occurs until approximately 500Hz.

The reproduction of the signal leads to the most important problem with this technique. For binaural recording to be properly perceived, it must be listened to with headphones. It then transfers our ears to that of the dummy, and all cues are reproduced faithfully. If played back over spaced speakers, all cues are lost in the space from the speakers to our ears.

Although this technique is semi-compatible for mono use, its restrictions in reproduction limit its use to special applications where headphones may be used exclusively.

The placement of microphones with respect to each other in time has concerned broadcast engineers in Europe since the beginning of the stereo era. By placing the microphone pair at a standard distance apart, and at a standard angle, engineers were assured of consistent stereo imaging.

All the European standards for this technique are similar. The French National Broadcasting Company (ORTF: Office de Radiodiffusion-Télévision Française) places the microphone capsules 17cm apart at an angle of 110° (see Figure 3). The NOS standard (Nederlandse Omroep Stichting) comes from the Dutch Broadcasting Organization. It places the microphones at a 90° angle and almost doubles the distance between the capsules from the previous standard,

**WHAT HAS 5 VTR'S,
2 ROBOTS,
3 ROTARY LIBRARIES,
1,184 CASSETTES,
A COMPUTER,
THE ABILITY TO PLAY
15-SECOND SPOTS
BACK TO BACK
CONTINUOUSLY,
IS AVAILABLE NOW,**

**AND IS SURE TO TURN
THE BROADCAST INDUSTRY
UPSIDE DOWN?**

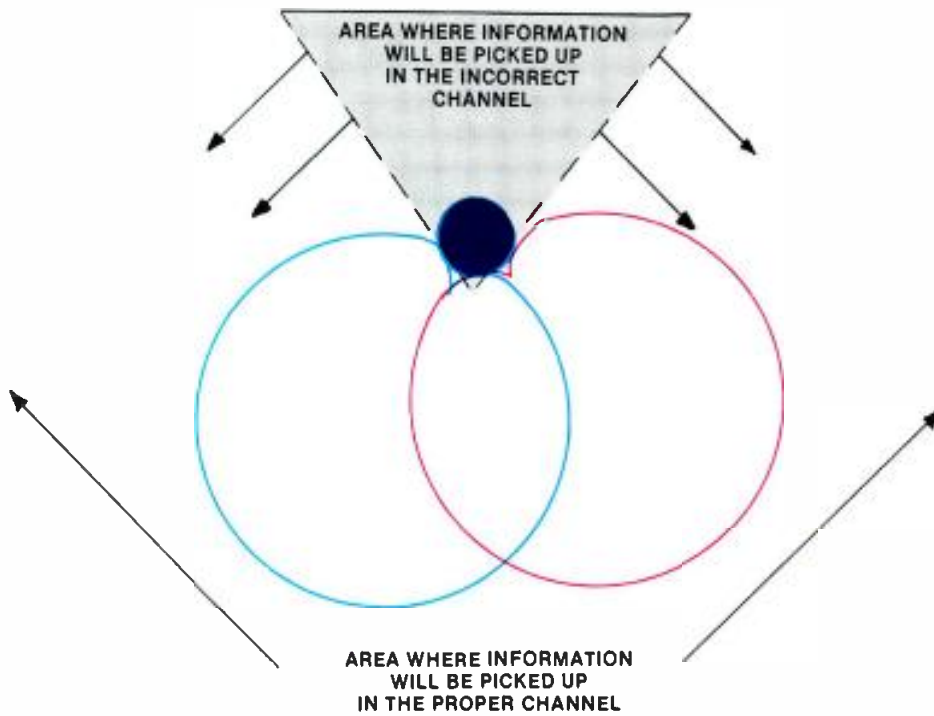


Figure 6b. A pair of crossed hypercardioid microphones provides a pickup angle of approximately 130°.

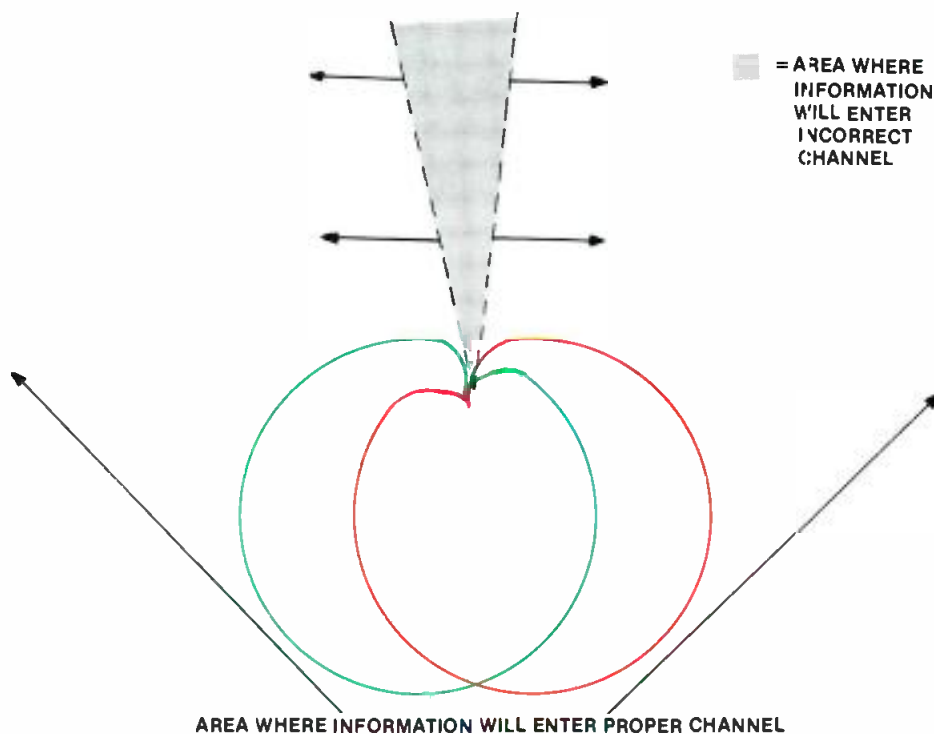


Figure 6c. Crossed cardioid microphones further increase the frontal lobe to almost 180°.

placing them 30 cm apart. The German standard (DIN: Deutsche Industrie-Norm) also places the microphones at a 90° angle, but it reduces the distance between the capsules to 20cm. The serious recording engineer should experiment with them and vary the placement to suit a particular taste.

These techniques are not totally free of the time-domain problems of the

previous methods. For a low-frequency signal, whose wavelength is relatively large compared to the distance between the microphone capsules, the microphones are said to occupy the same point in space. Thus, for low-frequency information, all stereo cues are derived from intensity differences, making this technique mono-compatible.

A problem arises when the wavelength

becomes smaller than the distance between the capsules, approximately 500Hz. Around this point, time differences become relevant to the summed mono signal. These time differentials pose the threat of creating frequency anomalies, such as comb filtering, which cancels the signals around 1,600Hz. In spite of the potential for problems, these techniques may be used successfully to achieve a good mono signal. Because much of the information in the audio band resides in the lower frequencies, problems with transient information in the higher frequencies are often more subtle.

All of the preceding techniques should be used with directional microphones because the pickup intensity will be angle-dependent and enhance the image.


A cross between this semi-coincident technique and binaural recording was developed by Masden. He invented a way to reduce the effect of time delays at high frequencies by placing two bidirectional microphones on each side of an acoustic baffle (see Figure 4). For low frequencies, all stereo cues would again come from intensity information only, because these frequencies easily diffract around the baffle, placing both microphones in the same point in time. High frequencies are unable to diffract around the baffle because of their small wavelengths. They will never reach the opposite microphone, ensuring their directionality, yet avoiding the time differences present in the preceding techniques.

Fully compatible techniques

The next logical step in the progression to mono compatibility is to place our stereo microphone pair in the same point in space and, therefore, in time. In the early 1930s in England, Alan Dower Blumlien of the old Columbia Gramophone Company performed some of the first experiments with the coincident microphone pairs. The microphone capsules are placed so close together there are no time differences, regardless of wavelength, which will prevent frequency anomalies when the channels are summed to mono. This technique relies solely on intensity differences to provide stereo cues. When the program material is reproduced over loudspeakers, time differences are introduced to the signal from the loudspeaker placement, adding to the stereo imaging.

Blumlien's method places two bidirectional microphones on the same microphone stand with their capsules almost touching. The 0° axis of each microphone is set at a 45° angle with respect to an imaginary line perpen-

ANSWER: THE MII M.A.R.C. SYSTEM CART MACHINE.



It's probably the most technologically advanced cart machine ever created. So advanced, we doubt the competition will have anything like it for a long while to come.

But the really impressive thing is: **it's available now.**

So give us a call if you'd like a demonstration, or to be put on our priority delivery program.

Remember, if you're looking for high broadcast quality, overall cost reductions and the finest support programs in the industry, look into MII from Panasonic.

The broadcast system that makes business sense.

MII Panasonic
Broadcast Systems Company

For more information, call 1-201-348-7671.

Circle (59) on Reply Card

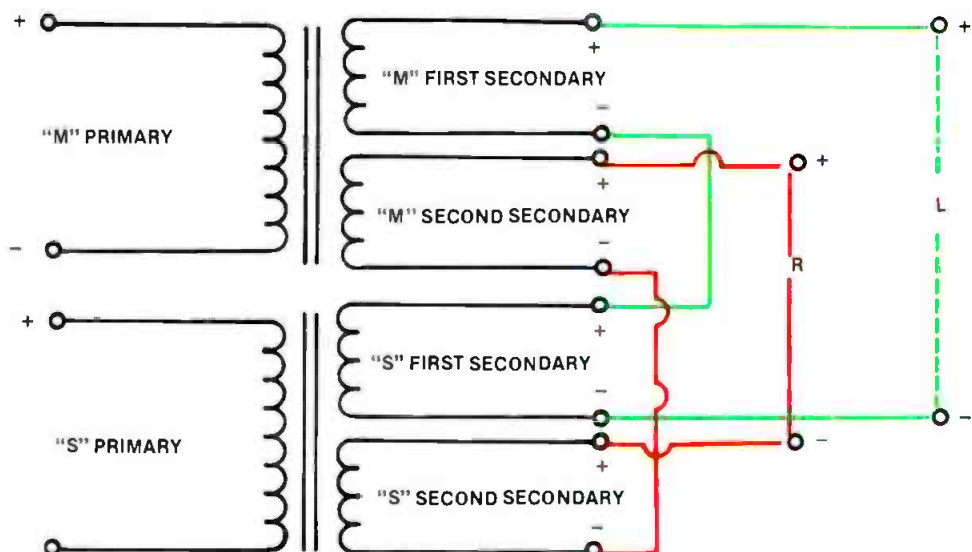


Figure 8. Special transformers can be used to develop discrete left and right signals from the M-S microphone signals.

axis should be pointed toward the ensemble. The output of this channel is a mono signal (L+R).

The "S" microphone, as shown in Figure 7, must be a bidirectional microphone with its null side pointed at the ensemble. For convention, the front of the bidirectional microphone should be pointed toward the left of the ensemble. This microphone is known as the difference microphone (L-R). These microphones should be placed in a coincident manner to avoid time delays between the diaphragms.

A single stereo microphone often is used for this technique (as well as the X-Y technique discussed previously), because its pattern is easily varied electronically, and having two diaphragms in the same capsule places them even closer in time.

The outputs of these microphones may

Shotgun microphones

By Mike Solomon

High-quality ultracardioid or shotgun microphones can open up a vast array of production possibilities for both studio and field work. It is often necessary to record a sound without showing any evidence of a microphone being present. There may be mechanical barriers present, such as when news crews try to question officials who are protected behind a barricade. It also is common for a producer to want to record dialogue in a film or video sequence without using wireless microphones. In these and many other applications, the shotgun microphone becomes the answer to a production need.

Historically, shotgun microphones were employed by film and TV sound engineers to capture dialogue. The shotgun microphone was a reliable way to get the sound when wireless microphones were not yet perfected. The shotgun microphone allowed the engineer to capture the sound without picking up undesirable off-axis information and without the mic being seen on camera.

Early shotgun models were physically cumbersome, often quite heavy, possessed marginal S/N specifications, and were sensitive to microphone-stand and boom-generated noise. Anyone who had to hold up the microphone, mounted at the end of a long boom, quickly developed strong muscles.

Modern technology has eliminated many of the drawbacks of the early shotguns. Today's microphones pro-

vide improved S/N, wider and flatter frequency response, are less prone to mechanical noise, and are lighter in weight.

Important criteria

The object of using a shotgun microphone is to capture the desired sound, which may be located far from the microphone, without picking up off-axis sounds. Because the microphone is often far from the sound source, the first criterion for such work is high sensitivity. The microphone also must be able to reject, to a high degree, any sound coming from the side of the microphone—off axis. The attenuation provided in the off-axis direction is crucial to obtaining a clean audio track.

Finally, the microphone's acoustic performance must be similar to that expected from other high-quality microphones. Even though the applications for shotguns are quite different from those where a standard handheld microphone might be used, the sonic demands are similar.

Today's shotgun microphones are no longer band-limited as they used to be. Wide, flat frequency response is not only possible but, rather, is typical with newer units. This feature is important when the engineers must match sounds recorded from the same actors in different locations on different microphones. Significant microphone coloration would make this impossible.

Condenser designs

Condenser microphone designs of-

ten are employed in shotguns. The advantages of condensers include high sensitivity, low noise and excellent frequency response. Although condenser microphones require a power supply, this is seldom a problem with modern cameras and mixers.

Condenser microphones usually operate on either 12, 24 or 48Vdc. Before using a condenser microphone (shotgun or otherwise), be sure that the phantom supply you will be using provides the correct voltage for that microphone. Some condenser microphones can operate on any of these voltages, which increases their versatility.

Shotgun microphones face many varied assignments. To accommodate special needs, a wide range of options is useful. Although most shotguns have built-in wind screens, optional external wind screens sometimes are needed. Shock mounts, pistol grips, boom clamps and carrying cases are other typical options. Be sure the model you select has the options for your particular application.

A low-frequency cutoff switch also is an important feature. Whenever the microphone is used on a boom or fishpole, low-frequency noises are generated. A switchable filter will help eliminate them. Passive input pads also may be necessary if you expect to record loud sounds.

Before you purchase a microphone, spend some time listening to several different models, side by side. You'll be amazed at the sonic differences. If possible, obtain a demonstration unit, and try it in your application.

Solomon is marketing development manager for Beyer Dynamic, Hicksville, NY.

CART MACHINE HEAD-TO-HEAD COMPARISON

FEATURE	CTM-10 \$4518	99B \$5995	CTR-100 \$4000	TOMCAT \$5995
Three Cue Tones				
Optical Splice Find				
Selectable Stereo/Matrix				
Three Tape Speeds (3.75, 7.5, 15 IPS)				
Maxtrax™ Heads	OPT.		OPT.	
PLL Capstan Servo				
Cartridge Azimuth Error Correction System				
HX-PRO™ Headroom Extension Circuitry				
LIFE +™ Heads				
Elapsed Time Counter				
Front Panel Headphone Amplifier Output				
Adjustable Phase Compensation				
Transformerless Balanced I/O				
Vari-Speed				

© Otari 1987 / Product information taken from sales literature available at the time of publication for stereo record/reproduce models.

HX-Pro is a trademark of Dolby Laboratories Licensing Corporation. LIFE + is a trademark of Magnetic Technologies, Inc. / Maxtrax is a trademark of Pacific Recorders and Engineering / Manufacturers. CTM-10—Otari Electric Co. 99B—International Tapetronics Corp. 3M. CTR-100—Fidelipac Corp. Tomcat—Pacific Recorders and Engineering Corp.

CART CHART

Otari's CTM-10 has all the features you'd expect from a state-of-the-art cart machine, like cue level metering, logging mode, cue track record/erase, repeat play lockout, and many more—but check the chart for what it has that the others don't!

And, the CTM-10 gives you the same famous reliability that's built into our 5050 BII reel-to-reel recorders.

Call Otari; Technology You Can Trust at (415) 592-8311, or contact your nearest Otari dealer.

OTARI®

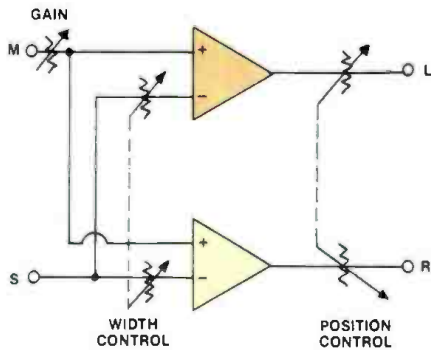


Figure 9. Active circuits, such as this one, provide both width and position controls.

be recorded on tape directly from the microphones. They are already in the (L+R) and (L-R) format needed for stereo broadcasting. If desired, there are various ways to decode the signals before putting them to tape so they may be recorded as pure left and right channels.

Decoding M-S

A common form of decoding is the use of two hybrid transformers (see Figure 8). These transformers consist of one primary winding and two secondary

windings. The primary winding is wired to the output of the microphone. The negative terminal of the first secondary transformer of the M microphone is wired to the positive terminal of the first secondary transformer of the S microphone. The left channel is then read across the positive terminal of the first secondary transformer of the M microphone and the negative terminal of the first secondary transformer of the S microphone. It is performing the arithmetic operation of:

$$\frac{1}{2}M + \frac{1}{2}S = L$$

To read the right channel we connect the negative terminal of the second secondary transformer of the M microphone to the negative terminal of the second secondary transformer of the S microphone. In this case, the arithmetic operation of $\frac{1}{2}M - \frac{1}{2}S = R$ is being performed. The right channel information appears between the positive terminals of the second secondary transformers of the M and S microphones. The two previous formulas can be proved easily by examining our assumption that:

$$L + R = M \text{ and } L - R = S$$

substituting from above:

$$L + R = \frac{1}{2}M + \frac{1}{2}R + \frac{1}{2}M - \frac{1}{2}R = M$$

$$L - R = \frac{1}{2}M + \frac{1}{2}R - \frac{1}{2}M + \frac{1}{2}R = S$$

A decoding method uses amplifiers,

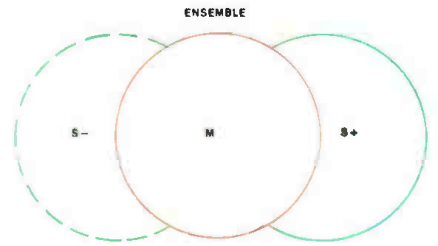


Figure 10. Typical M-S configurations rely on a cardioid microphone for the mid, and a bi-directional microphone for the side signals.

which provide control of the width and position parameters (see Figure 9). The M microphone is brought up on a channel with no alteration. The S microphone's output is split, one is sent to a channel directly, and the other is phase inverted and sent to another channel. The phase inversion may be performed on a standard microphone mixer if it has a phase reverse switch or a standard XLR connector may be wired so the high and low pins are reversed. To balance the

Continued on page 100

Y/C Switcher, Still Store, and More!

450
Line
Resolution

Over 50
Video
Effects

Dual
Channel
Freeze

A/B Roll
Video
System

Dual
Channel
Y/C TBCs

Produce A/B Roll with the power of Still Store. Keep 200 to 2,000* images on line for instant recall with ALTA's Centaurus and take full advantage of Super VHS resolution. Use wideband Y/C video processing from input to output. Even mix and match composite and Y/C signals.

Create over 50 video effects. Wipes, pushes, pulls, splits, dissolves, split screens, fades, posterizations, strobos and freeze frames. Even stereo audio mixing and keying. All with full bandwidth, 8-bit encoding and a comprehensive two year warranty.

Produce high resolution A/B roll video with the power of Centaurus for \$13,900. Or \$16,900 with Still Store. Find out more today!

* With optional drive.



**ALTA
GROUP, INC**

535 Race St.
San Jose, CA 95126
Telex 757994
Fax 408-297-1206
Tel 408-297-ALTA

Circle (61) on Reply Card

Still Searching?

Discover the power, convenience and economy of the Video Slide.

Sony announces the means to a perfect presentation.

All it took was a combination of the power and convenience of video with the economies of slides.

That's how Sony invented the ProMavica™ Still Image System.

It easily captures, stores and retrieves still images, instantly, whether you are using the ProMavica camera, your favorite computer software or even a video camera.

The secret is the Mavipak™ diskette, a slide-sized floppy which holds up to 50 images (and audio too!) and unlike slides is reusable time after time.

Then play the still image on any color TV, monitor or video projector using a ProMavica deck or portable recorder player.

It's easy, fast, sensational and affordable.

It's part of a growing line of Still Image products from Sony that gives you all of this and even lets you print the image anywhere in the world—at the touch of a button.

So call Sony Still Image Systems on 1-800-222-0878 for full information about the ProMavica solution.

And stop searching.

ProMavica™

EVERYTHING COMES TOGETHER WITH PROMAVICA



SONY®

© 1987 Sony Corporation of America. Sony, ProMavica, and Mavipak are registered trademarks of Sony.

Circle (63) on Reply Card
www.americanradiohistory.com

THE
HARRIS CONNECTION
WILL KEEP YOU ...



Here's What Broadcasters Say About THE HARRIS CONNECTION:

VHF-TV

Joseph A. Carriere, President
Caprock Telecasting, Roswell, NM/Lubbock, TX:

"When a studio fire wiped out, our Harris sales manager was on the scene in six hours and we were back on the air in 10 days!

Our VHF equipment from Harris gives us the best quality money can buy. And Harris really stands behind its products.

Over the years, Harris has treated us very well. Other manufacturers may make good equipment, but not all can give the kind of support we get from Harris."

KNOB, FM-RADIO

John R. Banoczi, General Manager
Anaheim, CA:

"When it came time to buy a 35 kW transmitter, we found that Harris had the right product with the right features at the right price — so we went with the Harris FM-35K.

Besides — Harris has an excellent reputation for backing and servicing the products it sells."

KCOB, AM-RADIO

John Carl, General Manager
Newton, IA:

"Our SX-1A, 1 kW AM transmitter performs as advertised. It gives us a stand-out presence on the dial — especially in our fringe areas.

And Harris's SunWatch has completely solved our PSA/PSSA power scheduling problems. I don't know how a station could do it otherwise.

When we've needed service, Harris has always come through."

WEAT, AM-RADIO

Bert Brown, Chief Engineer
West Palm Beach, FL:

"Most AM broadcasters who have upgraded their facilities in this part of the state have gone with Harris SX transmitters. As you are well aware, this is a lightning prone area of the country, and our SX-5A has performed well above our expectations in the area of maintenance and downtime.

We chose Harris for its professional service and support. I have a good rapport with Harris people."

WSTQ, FM-RADIO

Al Moll, General Manager
Streator, IL:

"Before we switched to Harris, we were barely on the air with a poor signal. Our FM-3.5K, 3.5 kW transmitter makes us a stand-out on the dial."

KHBS, UHF-TV

Don Vest, Director of Engineering
Sigma Broadcasting, Fort Smith, AR:

"KHBS is our first Harris installation, and I'm very glad I did it.

What impresses me most about Harris is the service and parts support. In 19 years of broadcasting, it's the most cooperative and helpful in the industry.

Harris knows how to treat its customers. Harris is going to win!"

WOMA, FM-RADIO

Dale Eggert, General Manager
Algoma, WI:

"Our FM-3.5K, 3.5 kW transmitter has operated flawlessly since our sign-on last November.

And our Harris representative not only helped us put our equipment package together, but stayed on duty after the sale to see that we met our critical air date!"

WKNO, VHF-TV

Pat Lane, Chief Engineer
Memphis, TN:

"Before I ordered our two new transmitters, I tested three service departments. Harris was the only one with an engineer on duty at 10:30 p.m., the Fourth of July. With the others I got a recording and an answering service.

What impresses me most about Harris is the attitude and the people."

Find out today how The Harris Connection can keep your station ON THE AIR . . .

. . . and we'll send you your free, full-color ON THE AIR poster. An up-to-the-minute symbol of our industry's rich tradition.

Just call us TOLL FREE at 1-800-4-HARRIS, ext. 3002. Or write: Harris Corporation, Broadcast Division, Marketing Department, P.O. Box 4290, Quincy, IL 62305. Our poster supply is limited, so act today.



Circle (64) on Reply Card

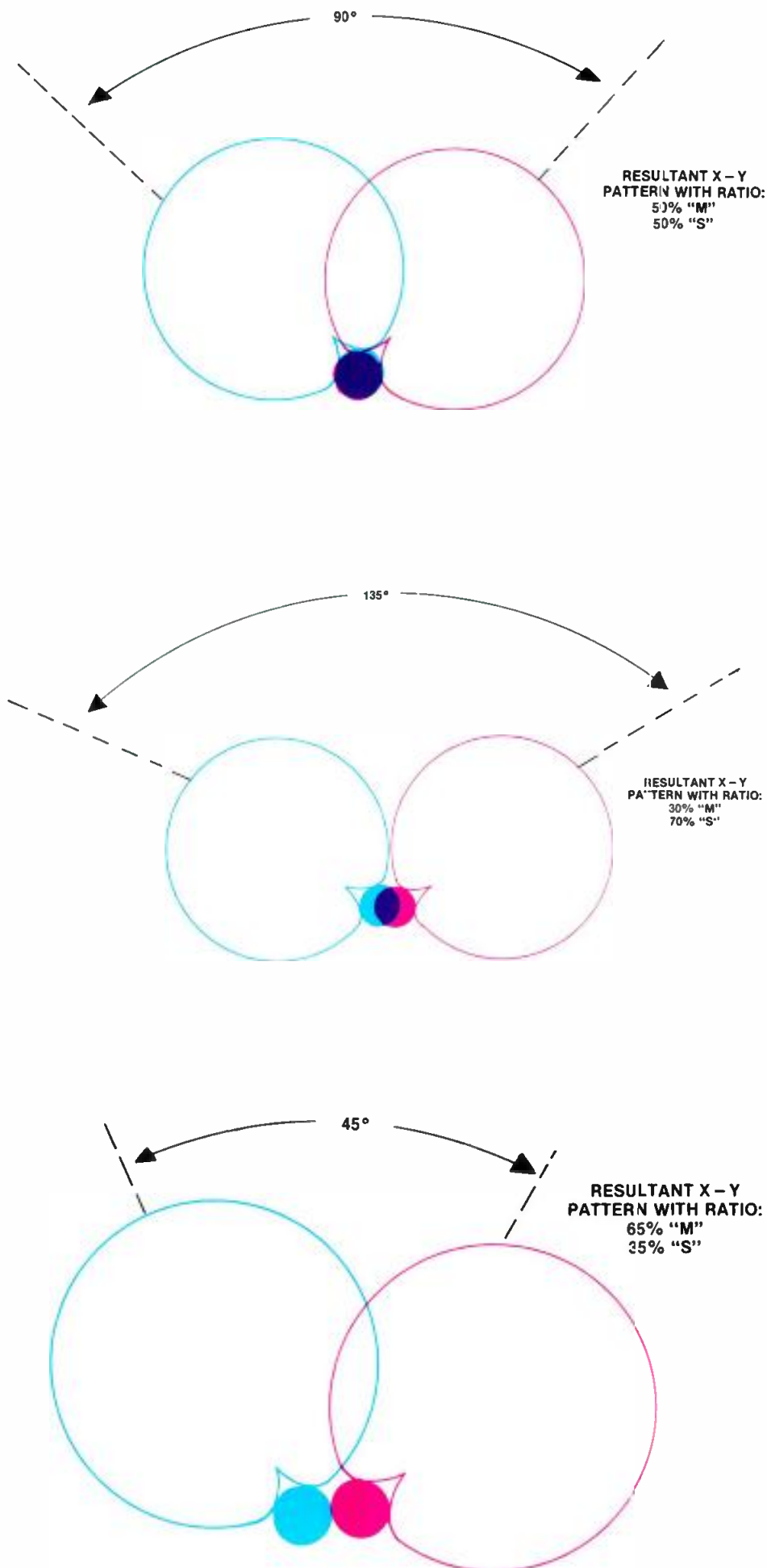


Figure 11. By changing the balance between the mid and side microphones, the relative image width can be adjusted. Note the change in pattern width as the ratios are changed.

Continued from page 96

"S+" and "S-" signals, simply pan both channels to the same side and adjust the gain until there is no output. Next, pan the S+ signal to the extreme left and the S- signal to the extreme right. If you then subgroup the two S channels, you will have created a width control.

The concept of width is important. If the stereo image is too wide, not only will there be a perceived hole in the middle of the stereo image, but the listener/viewer will become disoriented because the aural cues do not match the visual cues. If the difference channel output is attenuated, the sum (mono) channel will predominate, thus moving the entire program toward the center. Attenuating the difference signal also may remove a lot of the reverberation in the room. This effect will be even stronger if a directional microphone is used for the M microphone, because most reverberant information will enter from the S microphone (see Figure 10).

The resultant pattern, when there are equal proportions of M and S signal, closely imitates the pattern of a semi-coincident technique (see Figure 11a). An increase of approximately 40% more S than M will yield a greatly exaggerated stereo image of close to a 135° frontal lobe (see Figure 11b). An increase of 30% more M than S would narrow the stereo image to about 45° (see Figure 11c).

The position control acts as an ordinary pan pot, shifting the decoded information between the left and right channels (refer to Figure 9). This has the effect of electrically panning the microphone pair. Instead of having a boom operator following the action, the microphone pair may be electrically steered.

Accent mics


In all the techniques examined so far, only two microphones are needed. A standard rule for any recording technique is that the fewer microphones used, the more natural and accurate the sound achieved. If the world was perfect, a stereo microphone pair could be used to record a perfectly balanced orchestra and produce a perfectly balanced recording. This is obviously not the case.

From time to time extra microphones are needed to pick up either soloists or quiet sections of the orchestra. These accent microphones can cause great anomalies in the stereo perspective. The problems result from arrival time differences between when the sound reaches the accent microphone and the time that it reaches the main stereo pair (see Figure 12).

Even if the amplitude of the stereo array is as much as 10dB louder than the accent microphone, the accent micro-

Trip le Play

Videotek's new combo monitor gives you more inputs, more output and more memory for less money.



Only Videotek's TVM-620 waveform monitor/vectorscope gives you three selectable inputs for multiple viewing combinations, a roster of other winning features *and* the economy of a two-in-one unit.

Parade or overlay modes let you view any combination of up to three inputs simultaneously with one touch of our new membrane control panel. And ours is the only combo monitor that currently offers user-defined, one-button memory recall.

For those who need absolute SCH phase monitoring, our new VPH-360 can be added to provide that capability inexpensively. This unit interfaces with any vectorscope.

Engineers look to Videotek for thoughtfully-designed equipment that's built to be reliable and priced to be in your ballpark. See your Videotek dealer today about the TVM-620 plus our full line-up of test equipment.



Triple Filter Parade—
1 H each of Flat, Low Pass and Chroma Filters



Triple Vector Overlay—
SMPTE Bars on A, B and C inputs delayed by 6° and 12° to demonstrate phase error



Combination Display—
Simultaneous waveform and vector displays of a single input



VIDEOTEK INC.
Designed for real needs.
Priced for real budgets.

243 Shoemaker Road,
Pottstown, Pennsylvania 19464
(215) 327-2292
TWX 710-653-0125 FAX (215) 327-9295

Circle (67) on Reply Card

phone will still sound "in front" of the stereo image. This is because of the *Haas effect*, which relates arrival time to the apparent direction of the source. For example, if a sound reaches the left ear at least 30 μ s before the right ear, the sound will be perceived to originate from the left side.

A solution to this problem is to fix the time differential by delaying the accent microphone according to the following formula: $\Delta T = 1.000D/c$, where c is the speed of sound through air (1.130ft/s), ΔT is the delay time in milliseconds, and D is the distance (in feet) from the accent microphone to the main array. Now the accent microphone and the main array are electrically coincident. This avoids having the accent microphone predominate in the stereo image, and also eliminates any frequency distortions from comb filtering.

A final consideration in multimicrophone usage is that of leakage. The source of one accent microphone should not be picked up by another because this limits the control of each accent microphone in relation to each other, and to the main stereo pair.

A simple rule to remember is the 3-to-1 rule. This rule requires that an undesired

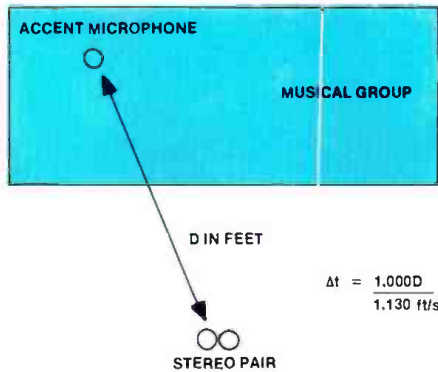


Figure 12. Accent microphones often are required. Unless they are carefully placed, however, comb filtering may be produced.

source be at least three times the distance from the microphone than the desired source. This provides about 10dB of attenuation to the undesired source. The principle is based on the inverse square law, which relates amplitude attenuation as a function of the inverse square of the distance. As a general rule this works well. Problems arise when the undesired source is greater than 10dB

louder than the desired source and thus the attenuation is not sufficient to avoid leakage. To solve this problem, either the undesired source must be moved farther away from the accent microphone or the desired source must be moved closer to the accent microphone.

Although many recordings are made with 10 or 20 microphones, the value of the simple 2-microphone stereo techniques mentioned here should be given thought and time for experimentation. After all, you have only two ears.

Bibliography



- Aldred, John. "Manual of Sound Recording." Fountain Press, London, 1968.
- Borwick, John. "Sound Recording Practice." Oxford, New York, 1980.
- Eargle, John. "The Microphone Handbook." Elar, New York.
- Nisbett, Alec. "The Technique of the Sound Studio." Focal Press Ltd., Suffolk, 1972.
- Runstein, Robert E. "Modern Recording Techniques." Howard W. Sams & Co., Indianapolis, 1985.
- Woram, John. "The Recording Studio Handbook." Elar, New York, 1982.

New "CHARGER" from PACO

Simplifies recharging of Ni-Cad Batteries with Built-in Discharger, that eliminates memory.

INTRODUCING the PACO KD 120 A "DEMOMORIZER" EASY, FAST and EFFICIENT!

4 Batteries at a time
PACO DP-11, (Sony NP-1)
OR
PACO DP-1240, (Sony BP-90)





**Tel: 213-617-9323
FAX: 213-687-3524
TLX: 756923**

PACO ELECTRONICS U.S.A., INC.

World Trade Center
350 So. FIGUEROA St. (Suite 364) LOS ANGELES, CA 90071

Circle (65) on Reply Card



W.T. "Mac" McGill
Vice President,
Director of
Engineering
KTSM
El Paso, Texas

"WE'RE 10 TIMES MORE EFFICIENT WITH THE ODETICS CART MACHINE"

After years of working with manually operated cart machines, the engineering staff at KTSM is breathing a sigh of relief. Now they rely on The Odetics Cart Machine.

Mac McGill says that The Cart Machine has been responsible for a dramatic reduction in errors — spots airing at the wrong time or not at all.

"With our old cart machines, between the time the traffic department's logs were printed and the airing of the carts, we could count on numerous errors every week," he explains. "Now the logs are automatically downloaded to the Cart Machine from the traffic computer. From there, The Cart Machine handles just about everything else. As a result, we've seen a significant reduction in lost spots."

The Odetics Cart Machine can automatically manage, record and play-to-air all forms of spots and programs — including events as short as one second.

An average day's play list at KTSM consists of 380 to 400 individual cart events, including repeats. Mac cites the Cart Machine's extraordinary storage capacity — which includes a 65,000 cart database and 1,600 event look-ahead feature.

"The Cart Machine requires a minimum amount of space, yet it has a library of 280 cassettes. That allows us to store almost an entire day's worth of events."

The Odetics Cart Machine can automatically preplan spot play lists hours, or even days, in advance of airing. In fact, every weekend KTSM operates with four days of play lists loaded into their Cart Machine.

And, now that KTSM is broadcasting 24 hours a day, six days a week, The Cart Machine lets them broadcast with just one operator during the early morning hours.

The Cart Machine is available in your choice of small formats.

Call us now to find out how your station can enjoy the efficiency of the Odetics Cart Machine.



The Cart Machine from Odetics

1515 South Manchester Avenue
Anaheim, California 92802-2907
Call toll free 800-243-2001

Circle (68) on Reply Card

A back-to-back success

By Brad Dick, radio technical editor

It was a back-to-back success. The 1987 national SBE Convention and **Broadcast Engineering Conference** was even more successful than last year's show. The final tally shows a total attendance of more than 4,400, including 1,353 exhibitors. These figures represent approximately twice the 1986 attendance.

Conference success The Broadcast Engineering conference



attracted 752 registrants, again more than twice as many as last year. Even the early-morning and late-evening sessions, which traditionally are less well-attended, had a large number of participants. One session on audio processing had more than 600 participants.

The conference presentations, coordinated by John Battison, included some of the most knowledgeable people in the broadcast industry. The Tuesday morning conference opened to a full house. Master-clock systems, lightning and digital audio sessions were well-received by the audience.

At the close of the Tuesday morning sessions, Tom Keller, senior vice president of NAB, piqued the attendees' interest in future technology. Keller challenged the engineering managers to become attuned to the more complex nature of tomorrow's equipment. Technical staffs will need to become more trained and skilled as the demands of servicing station equipment increase, he said. He also spoke of the greatly improved images broadcasters will be able to transmit with HDTV.

The Tuesday afternoon maintenance session was a big hit. The session included presentations from such notables as Ray Roher, K.W. Hoehn, Mark Dobronski, Jeffrey Steinkamp, Mark Persons and Robert Surette. After brief presentations, the session opened to questions from the audience. The advantage of such a panel discussion is that many viewpoints can be offered on a topic, and such was the case. Many engineers called this session the best for their money.

The meeting room was practically bulging for the Tuesday evening "Nuts and Bolts" session, which included several equipment manufacturers and other audio-processing specialists. Audio processing is always a hit topic among engineers, and there was no lack of enthusiasm or controversy in this one. Lasting more than two hours, this session was rated as one of the best by those who attended.

The Wednesday sessions were broken down into separate radio and TV sessions. This arrangement allowed presenters to direct their papers to the appropriate technology.

The FCC speaks

Another highly attended session was

staffed by FCC engineers Robert Greenberg, Jim Ballis and Keith Larson. The panel discussion allowed station engineers, who could remain anonymous if they wished, to obtain first-hand information from the people who review applications and help enforce regulations. Based on expressed interest, look for this session to be repeated next year.

Thursday's luncheon was highlighted by speaker Alex Felker, the FCC's new mass media bureau chief. Felker's belief that stan-




Photographs by Edwin Karl Photography

It was a busy time for exhibitors, as more than 4,400 attendees crowded the exhibit floor.



One advantage of the SBE convention is that exhibitors staff their booths with technical personnel who thoroughly understand the products.



Alex Felker, FCC chief, Mass Media Bureau, was the speaker at the Thursday luncheon.



The St. Louis Ambassadors presented the SBE an award to honor the society's second national convention. Jack McKain, president, looks on as Margaret Rambo presents the award.

WATTS UP?



When-and-if you're ready to UP your transmitting power, will your FM transmitter be ready too? If it's one of the QEI "New Reliables" FMQ series, the answer is YES!

Our new 3.5KW, 5KW and 10KW transmitters were designed to give you a clear upgrade path to higher power. In just a few hours, your 3.5KW or 5KW QEI FM transmitter can be upgraded to a factory-equivalent 5KW or 10KW unit, right in the field. QEI's unique modular solid state drivers and interchangeable P.A. assembly make these power upgrades easy...and very economical.

If you're shopping for a 10KW unit in the first place, the QEI FMQ-10000 has lots to recommend it. No other FM transmitter packs this much power, reliability and performance into a single 24" wide rack cabinet. And the FMQ-10000 is designed to operate on single-phase power, so there's no need to pay for installing new three-phase electric service.

What's more, for upgrades to power levels beyond 10KW, each of these FMQ series

transmitters can serve as the driver section for QEI's 20, 30 or 60KW transmitters, again resulting in major cost savings.

Every QEI "New Reliables" FM transmitter is built to deliver ultra-dependability and performance. So—whether your station is thinking of upping its power down the road, or if the power you start with is the power you stay with—you'll be glad you chose QEI. Call us toll-free at (800) 334-9154 for the full story.



The New Reliables

One Airport Drive, P.O. Box D
Williamstown, NJ, 08094 (609) 728-2020

Circle (69) on Reply Card

129th SMPTE reflects new attitude on HDTV

By Jerry Whitaker, editorial director

Technology reigned supreme at the Society of Motion Picture and Television Engineers' 129th Technical Conference and Equipment Exhibit Oct. 31 to Nov. 4 at the Los Angeles Convention Center. The show offered attendees an impressive display of everything related to video. The annual conference is the TV industry's major engineering event; it is an opportunity to look into the future and to plan for it.

The technical conference provides a worldwide forum for discussions and demonstrations of advanced motion-picture and TV work. It is one of the world's premier meetings of engineers, technicians, scientists, film and video equipment operators, marketing and management people—anyone on the technical side of motion pictures and television who wants to keep abreast of new technological developments. Once a small gathering of film engineers, the SMPTE conference has grown to be a major event.

So what was new at the show? Well, a lot of things—new cameras, new graphics systems, new video recorders and new audio consoles. But hardware was only the tip of the iceberg. The real news, in the view of this observer, was a significant change in the TV industry's attitude toward high-definition television.

HDTV makes its move

Three years ago, you couldn't give HDTV to TV engineers. The technology was interesting, yes, but little more than a parlor trick. It was described as a technology looking for an application, a solution looking for a problem, a laboratory novelty. But on the floor of this year's show, no such discouraging words could be heard.

HDTV has arrived not only for the video industry, but also for the film industry. That's not to say that people are rushing out to buy HDTV hardware. They are not. But, the attitudes of attendees have changed regarding the viability of this new technology, and where it may fit into over-the-air broadcasting.

The implementation of HDTV is being blocked by the costs, which can best be described as "high-definition prices." For example, a major camera manufacturer introduced a new HDTV camera at SMPTE that emulates film-style cameras in design and features. The film industry is, in fact, a



potentially lucrative market for the device. The price tag: about \$500,000.

Other broadcast equipment manufacturers also unveiled HDTV products including a high-definition character generator and an HDTV graphics system. So, the pieces of the high-definition puzzle are more or less in place. Where it goes from here depends, in large part, on which way the film industry and post-production houses decide to move on HDTV.

Production companies for episodic TV programs and feature films are an attractive potential market for HDTV products. The future of this technology also will hinge, in no small part, on what the Advanced Television Systems Committee (ATSC) and other groups decide to do with regard to a transmission format.

At a special engineering demonstration, SMPTE showed 35mm film transfers of high-definition productions. The films, originally shot on video with HDTV production equipment, were shown at 24- and 30-frames-per-second rates. The screenings were impressive from technical and artistic standpoints. The Motion Picture and Television Engineering Society of Japan (MPTEJ) joined SMPTE in sponsoring the demonstration.

Coleman on HDTV

But wait a minute. Not everybody in Hollywood is thrilled about the prospect of using high-definition video to produce episodic programs and feature-length films. In an interview released to the trade press at the show, Leonard Coleman, a vice president at Kodak and former president of SMPTE, threw some

water on the rampant enthusiasm of HDTV supporters.

"We need to remember that people don't go to theaters or turn on their TV sets to see technology," Coleman said. "They go to be entertained and, in the process, informed."

"Our role as technologists is to provide the artists who produce movies and TV programs with the tools they need to do their jobs," Coleman said. He believes it is premature to discuss full-scale implementation of HDTV technology. "... at this early point in the game, I would hate to see us mortgage the future of the industry by locking into a worldwide standard which could cost tens of billions of dollars... a standard which might inhibit research and development along alternate paths. I just don't believe that this would really serve the purposes of the production community, theatrical exhibitors or broadcasters," he said.

High-definition video often has been described as comparable to 35mm film. Coleman, however, takes exception to that. "I'm sure (HDTV proponents) believe what they say, but they are looking at the issue from a different perspective. ... The facts are that 35mm color negative film gives the cinematographer a richer palette to work with. Today's color negative film is capable of recording as many as 2,200 lines of resolution. Scene luminance ratios can be in the range of 100 or 200:1, with 500:1 a possibility. Latitudes can be extended to seven stops. The exposure index for a typical high-speed negative film is EI 400:1.

"The HDTV cameras that we've seen produce a very good image, but the resolution is 1,125 lines, and latitude is limited to five stops. Luminance ratios are much more limited than film, and the exposure index is probably EI 50 at best. Until there's a CCD HDTV camera, there will be problems shooting into the sun, panning by a flame, and so on. You are also dealing with a more cumbersome camera which is tethered to a recorder and monitor."

And so, the battle continues.

Format phobia

The second major development that seemed to come to light at SMPTE was a reconciliation to the fact that it has become a multiformat world. Tape technology has moved rapidly this decade and given users

New products

The annual fall SMPTE convention has become a popular time for video manufacturers to make product introductions. This year's show was no exception.

We will devote our "New Products" column this month and next month to SMPTE product introductions. This approach gives us the ability to describe the products in greater detail. We hope you find this format useful and informative.

Coverage of new products begins on page 132.

AMBER

Your TOTAL SOLUTION for Automated Audio Testing



Amber offers the only GPIB based total automated test system package for audio, broadcast and communications testing. The package includes the Amber model 5500, a GPIB Programmable Audio Measurement System with state-of-the-art performance, comprehensive measurement capability, fast operation and modular expansion. Amber AudioCheck™ software runs on any IBM XT/AT compatible computer and can program complete sequences of tests including sweeps, testing against limits, control of other GPIB instruments, storage and retrieval of tests and data and output of hard copy on printers and plotters.

A fully professional system, the Amber 5500 has stereo balanced inputs and outputs and "16-bit digital" performance (distortion to below 0.001% / -100dB, noise below -120dBm/1µV). The 5500 is comprehensive — it can measure THD + N, two kinds of IMD, quantizing distortion, wide band and narrow band level with four selectable bandwidths, crosstalk, frequency and phase. Other options add even more capability. An easy to use smart front panel and non-volatile memory for instrument setups facilitate bench-top operation. A wide selection of noise weighting filters and detectors allows measurement to virtu-

ally any standard including ANSI, DIN, CCIR, IEEE and others.

The Amber system is fast. Fast to set up and fast to run. Complex test sequences can be programmed in just minutes using the easy to use AudioCheck™ software program. Intuitive pop-up menus with simple keyboard or mouse selection, resident sample files and context sensitive help screens take the expense and risk out of custom programming. Whether its a sophisticated family of curves for R & D purposes, a complex product test procedure or a simple Go/No-Go acceptance test, technicians not familiar with programming can be in business just hours after installation.

AudioCheck™ offers unparalleled flexibility in screen and hard copy output. Text, user prompts, bar graphs,



Amber also makes one of the most popular portable high performance audio measurement systems — the 3501. Half the weight and size of comparable instruments, the 3501 has one of the best reliability records in the industry and was the recent winner of a US Navy requirement for over 400 instruments.

DEMO DISK AVAILABLE An AudioCheck™ demonstration disk and manual with all features except GPIB commands are available for your evaluation. System requirements: MS-DOS computer with 640k RAM and CGA monitor card. Send \$10 for your copy.



XY graphs and messages can be intermixed. Hard copy reports on dot matrix printers or multi-color pen plotters can incorporate all of these attributes. Linear and log sweeps with easy selection of range and parameters, even sophisticated asynchronous, reciprocal and adaptive sweeps with complex settling algorithms are just a few keystrokes.

The Amber system uses universal standards such as IEEE-488 and MS-DOS. You can easily integrate other GPIB instruments into the system like RF generators, programmable power supplies, switch matrices, digital multimeters and function generators (although you'll find the modular and expandable 5500 remarkably complete by itself). Your test data is saved on disk in industry standard formats for easy export to your data base, spread sheet, statistical analysis and scientific analysis programs.

Let us show you how easy and powerful the Amber Total Solution is. Call or write for our brochure.

Amber Electro Design Inc.
4810 Jean Talon West
Montreal Canada H4P 2N5
Telephone (514) 735 4105
Telex 05-827598
US Toll free 800-361 3697

amber



Booth traffic was generally heavy throughout the show at the larger displays. Some exhibitors near the back of the hall, however, complained about too few attendees.

a host of new ways to put pictures onto magnetic tape. And although many in the industry would like to return to simpler times when you could determine a tape's format by measuring it with a ruler, those days are long gone. And probably for good reason.

Each format available today offers a unique benefit to the user. It makes buying decisions much more complex, but the potential for returns is greater.

As a case in point, the D-2 4fsc digital composite tape recording format has won a number of converts who believe that it will be the next replacement for 1-inch type C video recorders. (D-2 is the tentative designation given to the composite digital format for standardization work currently in progress.) Ampex, the primary D-2 proponent, demonstrated its D-2 composite digital system at the convention. The company announced it will

introduce a D-2 studio VTR for broadcast and post-production applications at this year's NAB show in Las Vegas.

The D-2 format demonstration used the basic building blocks of the ACR-225 commercial spot player, including the signal system, tape transport and human interface.

Sony also is expected to show hardware made to the D-2 format at NAB.

SMPTE statistics

SMPTE reported good attendance at the fall show. A total of 17,056 people showed up for the conference and exhibit, a record for the society. The previous SMPTE attendance record was 16,812, set in 1986 at the Jacob Javits Convention Center in New York.

Attendees came from motion-picture studios, broadcast networks, TV stations, cable TV companies, production houses, post-production facilities, film laboratories, manufacturing firms, educational institutions, the government and the military. And they came from all over the world.

The technical program, which each year forms the basis for the conference, featured 148 engineering presentations on video recording, post-production, high-definition television, film laboratory practices, fiber optics, and other motion-picture and TV subjects. The theme of this year's gathering was, "Imaging and Sound—Today and Tomorrow."

AT LAST! STEREO FIELD MIXING COMES OF AGE!

**Professional Net
Only \$1295**

Until you try the new AT4462, you'll never fully realize what other mixers put you through, just to get a stereo signal on tape, on film, or on the air. Because simply adding pan pots or another output to a mono mixer is not enough for today's stereo.

Field Tested and Refined

We went to network and independent broadcast engineers, and leading film and A/V audio people to learn your problems and needs first-hand. And we returned again and again to test our solutions. These tough critics agree that the new AT4462 sets up far faster, provides better signal control, and results in better audio...even in the hands of inexperienced personnel.

**NEW AT4462
STEREO FIELD MIXER
WITH EXCLUSIVE
MODU-COMM™**

Introducing Modu-Comm™

The AT4462 is designed for the real world. For instance, let's assume you're doing a simple sports remote. You set up microphones for the sportscaster and the color announcer, plus a stereo mike for the ambient crowd noise. Normally you would also have to run a

For name of
nearest A-T Sound Specialist
CALL 1-800-992-AT'US (2887)

The program was kicked off with a welcoming speech by SMPTE President M. Carlos Kennedy (Ampex Corporation), an engineering report by SMPTE Engineering Vice President Richard G. Streeter (CBS), and the keynote address by Daniel Slusser (Universal City Studios).

At the honors and awards luncheon on Saturday, Oct. 31, SMPTE presented 20 certificates for outstanding technical achievement, authorship and service to the society and the industry. Irwin Young (Du Art Film Labs), sections vice president of the society, received the 1987 Progress Medal, SMPTE's premier award. Fifteen new Fellows of the society also were honored at a luncheon.

The guest speaker at the annual luncheon was Jean Firstenberg, director of the American Film Institute. She urged the audience to continue efforts to preserve the aging libraries of old motion-picture films before they are lost forever to deterioration. She described the work as the film community's responsibility to future generations.

Keynote address

In the keynote speech, Daniel Slusser, vice president and general manager of Universal City Studios, told his audience that film is the foundation of the motion-picture and TV industries. "That's where the programming starts," he said.



If it was video, you could find it at SMPTE. A number of significant product introductions were made.

"Approximately 85% of all programs broadcast on the three major TV networks in prime time are produced on film. Without film to record our images, there would be no need for our studios, or the people who work there," Slusser said.

He went on to advance an interesting proposition. "If the chronological order had been reversed, and if videotape had come first, and film had followed years later, our

industry would have been stunned by the creative impact of the new medium: film. For all of the same reasons, film also is the most desired medium for worldwide distribution. Film is the universally accepted medium for the distribution of movies and TV programs."

Slusser urged SMPTE members to work for an orderly progression of technology as the industry looks toward the future for both film and video. "It is the obligation of engineers

wired or wireless feed to the sportscaster for his cue phone.

But with the AT4462 and Modu-Comm, cue is fed through the announcer's mike cable already in place. Add a small accessory decoder to the end and plug both the cue phone and the microphone into the same cable. Cue can be program, an outside line, or "talk over" from the mixer. No extra wires, no crosstalk, and no change in audio quality! Nothing could be simpler or more efficient.

Now, No-Fuss Stereo

Actual stereo mixing is equally straightforward. The sportscaster and the color announcer in our example appear on separate pannable inputs so they can be centered as desired in the sound field. The stereo crowd pickup goes to a stereo input, with clutch-ganged controls for one-hand level control. And there's a second stereo input for another mike or line level source

(a second field mike perhaps, or for pre-show interviews on tape).

True Stereo Limiting Plus LEV-ALERT™

Adjustable limiters can operate in tandem, or individually as you prefer. And our Lev-Alert system can give you peak level audible tone warnings in your headphones when you can't watch the VU meters. Trust Lev-Alert to keep your standards high...even when it isn't easy!

Take A Close Look

When you examine the new AT4462

you'll see a host of other features to help you do your job: Cue on every channel...Separate headphone amplifier...Phantom power for all types of mikes...Three-frequency tone oscillators...Slate mike...Supplied carrying strap and protective case...Powered either by internal 9-volt batteries or any external 12-18 VDC supply, any polarity.


A New Era in Stereo Begins

We've made the new AT4462 a working tool that helps you and your staff take full advantage of the production values stereo has to offer. And a hands-on test will quickly prove it. To learn how the AT4462 can help you create better audio every day, call or write us now.



audio-technica®

1221 Commerce Drive, Stow, OH 44224 • (216) 686-2600



and their organizations to help management chart an orderly, coherent progression into the future." Slusser said. "You must be the technological conscience of a very self-indulgent industry. The true test of worth is not merely technological flash or glitter, but whether or not the job is done better, with greater economy and improved quality.

"Standards are clearly the glue that holds our industry together. People who use technology, as opposed to those who create it, tend to take standards for granted. Standards are an essential element. They are part of the

integrity and craftsmanship of the actual product," he said.

Despite his embrace of 35mm film as the predominant high-definition medium, Slusser did concede that HDTV will have a place in movie studio production work. "The emergence of new electronic technology with the promise of quality comparable to film has gotten our attention, and does warrant the close scrutiny of the film industry. The potential of such a system to augment film production, and its possible impact on distribution, could have an important influence on the



If you were looking for specialty equipment, SMPTE was the place to find it. Most manufacturers of film camera support equipment also offered mounts for video cameras.

TAKE IT ON THE ROAD. SEE WHAT IT WILL DO.



Shok-Stop™ cases are tough. Hit the road with them once, and you'll know exactly what we're talking about.

Built like no other, Shok-Stop cases can take a beating that would turn other cases into so much scrap metal and sawdust. The Shok-Stop's rugged high density polyethylene shell, with its unique ribbed design, absorbs virtually all impact shock. The little remaining vibration reaching the interior is instantly overcome by the high density custom fitted foam. And, your very valuable extremely sensitive broadcast equipment is left totally unharmed.

Shok-Stop cases are water tight, scuff resistant and are the only field repairable cases on the market today. They can be ordered with optional EMI/RFI shielding and pressure release valves.

So, the next time you hit the road for one of those knock-down drag-out sessions, remember to pack it all in the toughest transit cases made.

The Shok-Stop from Thermodyne.



**T THERMODYNE
INTERNATIONAL LTD**

20850 Alameda St, Long Beach, CA 90810 (213) 603-1976

Circle (74) on Reply Card



Ah, refreshments. There seemed to be more free refreshments per aisle at this show than at previous SMPTE exhibitions. This trend is good for the industry.

future of our studios."

A changing emphasis

A subtle, but significant, change noticed at this year's show was the lack of film-related products. SMPTE has its roots in the film industry, which dominated society activities for many years. But all that has changed.

In Los Angeles last November the number of booths selling only film products was lower than at any time in recent memory.

Film technology is an art form. It has reached a level of maturity and sophistication that video enthusiasts should envy. But film hasn't got the sizzle that videographics and effects do. It is not as exciting as a big audio console. And it doesn't generate the controversy that a tape-format battle does.

Despite all this, film is still the bedrock of what broadcast audiences see every night. Film is a durable medium, in more ways than one. Don't pull the sheet over it yet.

! :? :~)))


"All You Need To Know About Abner, In 00:00:30:00."



Abner, from Paltex, is durable and dependable. Very economical. Frame accurate. A true A/B roll 3 machine editor.

Abner gets the job done the world over, in on-line and off-line areas producing commercials, news programming, corporate sales and training materials, and music videos.

Abner is well built, able to withstand the daily pressures of a busy edit suite, even the bumps and jolts of a production truck. And, Abner is simple to install with any 3/4" or 1/2" VTR, in any combination. Hook up the cable and you're editing. No complex interfaces with Abner, they're all built in.



Abner is easy to operate. Transport functions for each machine are linked to dedicated rotary controls, no "time-sharing" with Abner. If you've used a two machine controller, you'll find Abner extremely easy to use. You get full A/B roll editing that lets you focus on your work, not the technology.

Well, our 00:00:30:00 are about up. All that remains to be said is that there are Paltex dealers around the world, including one in your area ready to give you a personal demo. For Abner literature and dealer information, just give us a call or write and we'll give you all the time you need.

PALTEX
Editing Systems

NTSC • 2752 Walnut Avenue • Tustin, CA 92680 • TEL (714) 838-8833 • TWX (910) 333-8535 • FAX (714) 838-9619
PAL/SECAM • 948 Great West Road • Brentford, Middlesex TW8 9ES • England • TEL 01-847-5011 • TLX 94011067 • FAX 01-847-0215

© 1988 PALTEX

Circle (75) on Reply Card

www.americanradiohistory.com

Rank Cintel gallery system

By J. T. Way

*Two minutes to air!
Where's the slide?*

By and large, broadcasters and video professionals are using outdated, inefficient methods for handling their rapidly growing slide and still-image inventories. The truth is, many tasks that are done by hand can be automated with computer databases, work station networks and magnetic and optical storage media.


The use of high-quality still frames in television has gone beyond a few drawers of 35mm transparencies. As graphic artists become overtaxed, or as their departments automate in a natural course of evolution, slide management logically falls into the computer realm. An efficient management system can solve the problems of cataloguing a large number of images and stills extracted from program material. It also can make access to all available images of a given category almost instantaneously. These two factors can be expanded with 4:2:2 interfacing of digital equipment into a network, placing a variety of modification capabilities in the hands of the artist. The result is a customized image in less time and fewer processing steps.

Automation concerns

The development of a still-frame presentation system must take a number of operations into consideration. The desirable capabilities include:

- Scanning and transforming (digitizing) existing 35mm slides into storable electronic images.
- A method to grab frames from broadcast ("air") or the telecine.
- The capability for treating or graphically modifying archived slides.
- Storage of still images in a safe, permanent medium that also affords ready access.
- Provision for programmable "play" lists for on-air transmission.

To answer these concerns, a still-imaging system, when fully implemented, will consist of a number of components: a slide scanner, a filing system for short- and medium-term storage and manipulation, a paint unit with graphics tablet, and a system master store for long-term mass filing and digital archiving.



A number of systems are available that can accomplish the functions. But for the system to be efficient and easily manageable, some way of tying the various parts together into a working network is necessary. The ideal approach to building such a network is to use components that conform to standard parameters, allowing easy interfacing from one unit to another. Conforming to CCIR 601 sampling and SMPTE RP 125/4:2:2 digital standards, for example, presents the possibilities of combining an image library system with additional equipment for complete picture archiving facilities. The resulting digital graphics network can offer presentation effects controls, graphics creation, and dual-channel, preprogrammable, on-air transmission in addition to the computerized library functions.

The digitizing process

Digital sampling has developed into one of the more important aspects of the still-storage component's functions in the modern video facility. While the interest in digital equipment and use of digital video information in the studio is growing, the choice of interface and standard, as well as minute particulars of the digitizing process, are factors that distinguish one system from another.

The industry is fortunate that a standardized digitizing process has been developed for still-imaging systems, namely the CCIR REC 601 international standard. In the classic YUV format—Y (luminance) sampled



The control panel, immediately to the right of the video switcher, integrates the still presentation unit with other equipment at TV Ontario, Toronto, Canada.

at 13.5MHz and U/V (chrominance) at 6.75MHz—the signal is processed by linear 8-bit quantization. With orthogonal sampling, U/V information is co-sited with odd luminance samples. The 8-bit YUV sampling process yields an active picture of 720 luminance pixels per line with 360 each for U and V color difference information. The images retain full data integrity during subsequent shrink and expand functions or other manipulations.

Data and control interfacing to other equipment uses standard CCIR REC 656/SMPTE RP 125 inputs and outputs.

System synchronization

When grabbing video frames from various sources, problems of timing and synchronization can arise. A digital still-store workstation with a "floating front end," rather than a fixed or "locked" input, can alleviate such problems. With the input and output separately synchronized, and the output linked to reference mixed syncs, the storage unit becomes a live video synchronizer for remote asynchronous sources. Because the system may be involved with analog equipment, 75Ω interconnection to standard RGB/sync and composite video units also must be considered, both for input and output use. In this regard, timing of analog outputs, relative to input reference sync, is of concern.

Any system bearing the SMPTE interface is compatible with all similarly equipped systems, meaning that digital studio managers may choose from a range of competitive equipment, tailoring not only their still storage and graphics systems, but a full gamut of studio hardware.

How images are stored

Storage capabilities of an image management system fall into different categories: short-, medium- and long-term areas. Short-term would be for instantaneous access needs. Medium-term storage serves images to be modified or for those scheduled for broadcast in the near future and is perhaps best handled with Winchester disk memory. Although capacities vary, a hard-disk library of 400 525/60 frames is not unrealistic.

Eight-inch Winchester disks alone are not

Way is a technical writer for Rank Cintel.



GLOBAL SUPPORT FOR GLOBAL COMMUNICATIONS


C-Band and Ku-Band High Power TWT Amplifier Systems

For Video, Voice
and Digital
Communications
50-3000 Watt

sufficient for long-term storage of a growing library. One method to extend archive storage capacity is with a streaming-tape backup system. Such devices commonly use 300- or 600-foot tape lengths (30Mb or 60Mb) for 30- or 60- (525/60) frame capacity. A typical data transfer rate of 90kb/s requires a relatively short time to transfer data to and from the tape cartridge.

Another method for long-term archiving that still allows quick retrieval of data is the dual-sided, 12-inch optical disk, a medium that is finding growing interest for all data storage systems. Each side of an optical disk offers a capacity of 1.400 525/60 frames. A host computer for the optical storage system will serve multiple storage and graphics work stations with logically assigned VDUs. Stills from any system component of the network (scanner, Winchester store or graphics tablet) are available to any other work station through this central storage system. Stills may be digitally transferred from one unit to another unit with no disruption of the transmission process.

By using an interactive network, the control system may serve as master control, a still warehouse and a programming center for a multiple work station storage and graphics installation. This storage concept combines resources of several interfaced devices in the studio. The broadcaster can catalog, library and cross-reference the slide inventory, use a SMPTE interface to other studio equipment and, theoretically, extend the management capability to film libraries and ENG material from any system control panel.



To meet expanding needs of the video, voice and data markets, MCL offers a host of C-Band and Ku-Band High Power TWT Amplifier Systems, 50-3000 Watt, with flexibility in configuration and consistently reliable power output. MCL is dedicated to manufacturing amplifiers of the highest quality, yet at competitive prices. The amplifiers are recognized and accepted worldwide for incomparable performance. They are designed to withstand interference from EMI-radiation/RFI-susceptibility, electrical (power source), mechanical stress, environment (temperature/humidity), or general maintenance and transportation.



MCL's C-Band and Ku-Band High Power TWT Amplifier Systems are designed with state-of-the-art engineering concepts, and options are available for customized applications. The C-Band units (5.850-6.425 GHz) operate at 50-3000 Watt power levels; and the Ku-Band units (14.0-14.5 GHz) operate at 50-2500 Watt power levels.

MCL is a primary source of amplifiers and allied equipment for satellite communications worldwide. Commonality in operation, design, and mechanical layout of all MCL equipment provides for interchangeability and keeps maintenance and repair time at a minimum, performance at a maximum.

Write for your FREE copy of MCL's New Brochure #6008 for additional details and technical specifications on the complete line of MCL High Power TWT Amplifier Systems.



A drawing pad serves as a typical input for the graphics generation function.



MCL, INC.
501 S. Woodcreek Road
Bolingbrook, IL 60439
312-759-9500 TWX 910-683-1899

Manufacturers of TWT and Klystron Amplifiers for Satellite Communications.
24-Hour Sales and Technical Support for Immediate Service Worldwide.

Circle (76) on Reply Card

Effects facilities design

Modification facilities increase the potential of any slide library. A benefit of electronic slide management is that routine slide maintenance chores, such as cropping, reducing, bordering and captioning, are accomplished with relative ease. An interface for graphics equipment ought to allow a tie-line to any of various graphics packages, because many facilities may already own stand-alone graphics equipment.

Maintenance packages take on various forms; a tracker ball, for example, can provide easy control of production effects. The effects capabilities on the package menu probably will include features of crop, border, color modification, background coloring and picture composition as basic items. Other important features are overlay creation and variable aspect resizing.

Presentation of stills through cut, mix or fade functions also is desirable. For such purposes, a play-list compilation function memory-sequencing program offers manual or automated operation of the system. Sequence editing functions may include insert, delete, replace and reset commands.

The unit also must address interfield flicker and NTSC coding footprints—common visual flaws.

Graphics technology

What sort of technological array is necessary for a separate graphics package? A realistic complement of equipment includes a digitizer pen, an integral menu system, a graphics tablet and a VDU (for status display).

A drawing tablet can be used to produce aliased or anti-aliased work, with a connection to its host graphics unit through ports for serial RS-232 or RS-422. The graphics tablet offers 400 lines per inch of resolution, a full line of brushes, effects (such as stencil and mirror) and comprehensive geometric aids. To view the work in progress, some operators prefer a color screen uncluttered with a function selection menu. Other users might prefer at least an option to pull a palette menu onto the screen.

With an RS-232 data connection, there is no additional intermediate transfer medium needed for on-air transmission of graphics prepared on the host storage and manipulation unit. An internal linear keyer allows insertion of externally sourced material, such as titles from a separate character generator, into any frame in the picture library.

A graphic art/paint system must address the reality of illegal colors. Of 16 million possible colors, a significant number are illegal by virtue of their vector reference and may present problems for VTRs or transmitters. The solution is to equip the graphics work station with selectable algorithms to preclude the transmission of illegal colors.

Database access

Having settled on technological aspects of digitizing and storage, the next step is to con-



In addition to a text display of information, a polyphoto display of stills in storage helps in image location.

sider how a vast library of still images can best be accessed and arranged. In a fully configured system, there may be on-line/off-line work stations located in separate rooms of the facility or even remotely in other locations. This allows program directors and station managers to program play lists as much as a week (theoretically, even months) in advance. Before air time, the central unit automatically transmits the play-list stills to the correct location. Sequencing can be changed immediately before or during transmission.

A practical system must have a flexible, dynamic interface with the picture library contents. A search through the index of pictures might be by title, category or keyword, or a combination of these. The results of a search can be presented in alphabetical order (the default), by date of origin, date of most recent use or by total number of uses.

The user can scroll through the library to select an image. Once located, the image is called, altered as necessary, and saved as a modified graphic to a new "cell number." Images not already in the system can be loaded directly into memory from any active video source.

Some examples show how search systems help users find the right picture quickly. For example, a command such as REAGAN? will find all pictures of the president. REAGAN?THATCHER? finds only pictures of Reagan and Thatcher together. Meanwhile, BUSH? pulls out pictures not only of the vice president, but of park shrubbery as well. However, if you use the BUSH? command in the title under a POLITICIANS category, only pictures of George Bush will appear, and so on.

A "wildcard" database search is another type that might be of value at times. In wildcard mode, a command such as ?GIC? might call up MAGICIAN or LOGICAL—and SHOT? could get a picture of a recent shooting, of a vaccination clinic, or "young man in red shorts."

From the traffic department's point of view, the capability for obtaining "yesterday's" and "today's" frame rosters and play lists, as refer-

ences, through the search menu concept, is of interest. Although commercial messages may require repetition to be successful, the graphic look of television can be enhanced if some variation in stills is possible.

For protection, the computer should not erase any frame unless specifically commanded to do so, even though some unwanted frames might be grabbed or generated in a single work session. This problem can be answered by not storing anything automatically to its optical disks. As a result, the user always has a "scratch sheet" of frames for the day's work.

Managing the disk's contents

Everyday system management is of interest in considering such a comprehensive networked system. An automatic reporting system, typically active during hours of non-use, prints reports of the stills broadcast the previous day. For complete flexibility, however, users need the capability for calling up, creating and printing sorted contents and information lists at any time.

The practical optical disks available now are WORM (write once, read many) technology. Actually, pictures cannot be deleted from the file once they have been written. However, unwanted images can be deleted from the index, which renders them as good as gone. Integral protective software functions in system "housekeeping" help to avoid inadvertent deletion. For example, the user must type the full title of the frame to be marked for deletion after activating the erase mode. The frame will not actually be deleted at the time the command is issued but, rather, appears on a deletion roster during the machine's nighttime activities. For a final check, the operator is asked to verify the deletion the next morning.

In an application in which access to an enormous number of still images within seconds is required, the presentation system needs to be digitally interactive. Optical disk storage, combined with 4:2:2 digital interfacing, component design, slide scanning and graphic/paint facilities, can make mass still-image archiving and comprehensive system management a reality.

Editor's note: The system discussed in this article includes the Logica Gallery 2000 picture library combined with the Rank Cintel Art-File graphics/paint unit, SlideFile basic storage/manipulation device and ADS-80 slide scanner.

! : ? ()))))))))))

If you're into page turns, don't turn this page.



Curl it, roll it, fold it or peel it. With NEC's DVE® System 10, video images are as flexible as a page in this magazine. Just push a button, flick the joystick and System 10 performs your page turns freely and smoothly. The system also offers wave, 3-D rotation, infinite perspective, cube-making and more.

THE FUTURE IS BUILT-IN

DVE System 10 not only puts you on the leading edge of video today. It gives you a secure spot in the future. The system is con-

tinuously software-upgradable and will run new effects developed by NEC.

By combining the System 10 with our VSR 10 video recorder, you enter a new realm of freedom in the production of complex

special effects. The all-solid-state VSR 10 uses VLSI chips to give you 34 seconds of memory and maintain original image quality.

Turn over a new page in your video productions by calling NEC today. Ask about our DVE System 10, the component version System 10C, and the powerful VSR 10 recorder.

DVE®: registered trademark of NEC Corporation.

For further information, please contact:

NEC America, Inc.
Broadcast Equipment Division,
1255 Michael Drive, Wood Dale, Illinois 60191
Tel: 312-860-7600



da Vinci Unified Color Correct System

By Randy Seiler

When the Dallas Post-Production Center decided to build a state-of-the-art film-to-tape transfer suite, the objective was simple. We wanted a new suite that was so powerful and efficient that Southwest-located producers and directors would bring us their business instead of going to the coasts.

A key component in the new studio design was the purchase of a VTA Technologies da Vinci Unified Color Correct System. This computer-driven color processor not only allows scene-by-scene color correction, but also is a powerful and creative post-production tool.

In addition to the color corrector, we selected a Bosch FDL60B telecine and an Ampex ADO repositioner for the produc-

Seiler is engineering manager for the Dallas Post-Production Center, Dallas.



Performance at a glance

- Video inputs and outputs: RGB; IQY; R-Y, B-Y Y; R-Y, B-Y, G-Y, Y; NTSC; PAL
- Frequency response: $\pm 0.2\text{dB}$ 100kHz to 6MHz; $\pm 0.3\text{dB} - 1\text{dB}$ 100kHz to 8MHz
- K factor: less than 1%
- Differential phase: 10%-90% APL 1°
- Differential gain: 10%-90% APL 1%
- Signal-to-noise: -55dB 10kHz to 5.5MHz
- Digital-to-analog resolution: 12 bit
- 16-vector color-signal processing
- Composite and component corrections

tion suite. Additional peripheral equipment was purchased to provide the necessary switching, background effects and digital audio processing. The equipment combination provides the versatility needed for high-quality film-to-tape transfers and post-production effects.

The process

The color corrector has three signal input formats: two component and one composite (see Figure 1). The user can select the inputs to route to the color-correction system. Two composite outputs and one component output also are provided. The internal signal processing relies on a design similar to that of a 4-tube color camera. The luminance channel is developed and controlled separately from the three chroma channels.

As interfaced at our facility, the color corrector is divided into two basic sections, as shown in Figure 2. The preprocessing section accepts luminance, R-Y, B-Y and G-Y signals from the telecine, modifies the input signal as desired, then sends it along to the ADO in luminance, R-Y and B-Y format. After the ADO performs its work, the signal returns to the color corrector for processing by the Color Grabber.

Control

One of the problems often faced by a colorist is a lack of selectivity. Although it's easy to change the hue and saturation

of any color within a scene, the colorist often needs to perform these kinds of changes only to specific areas, rather than the entire scene. To provide this level of selectivity, a color-correction system must offer a wide range of controls.

The da Vinci provides gain, gamma and black-level controls for each of the four color-processing channels (luminance, R-Y, B-Y and G-Y). A master gain control for each of the three basic functions (gain, gamma and black level) also is provided. The three chroma-processing channels allow adjustments to the color balance of the scene without affecting the luminance signal. Similarly, the luminance channel can be adjusted for best gray-scale or contrast without altering the scene's overall color balance.

Dallas-Post photos by Ron Scribner



These photos show the color change possible with the processor. Note that the original blue lamp and surrounding light has been changed to yellow in the second photo, but the remainder of the photo colorimetry has not been altered.



The color grabber allows the colorist to move the screen cursor to any area within the scene. The processor then automatically assigns the appropriate color control to the system. The original yellow dress was changed to white without affecting the scene's colorimetry.

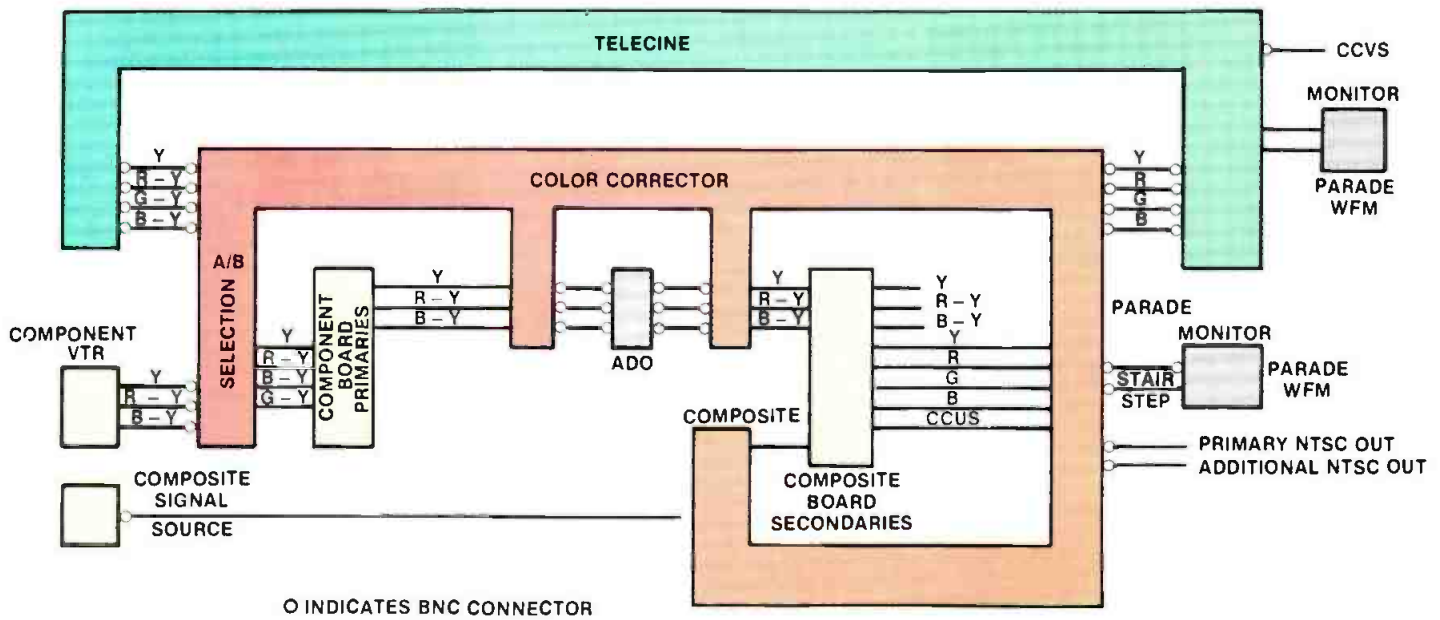


Figure 1. The color processor interfaces with both a telecine and ADO, forming a complete work station.


A set of soft-key controls provides two sets of four functions, which are accessed through a vacuum-fluorescent display. The first adjustment, chroma desaturation-light, decreases the chroma saturation in the near-white areas of video.

For example, if a camera or telecine clipper is misadjusted, some whites may not appear as white as others. A cloud may look pink while a lower-level white, such as a shirt, might appear to be properly balanced. Any attempt to color-

balance the cloud would change the color of the shirt. The chroma desaturation-light control solves this problem by reducing the chroma only in the area of the highest video level.

The chroma desaturation-dark adjust-

Put VINTEN on your Field Production Checklist . . .



VINTEN VISION

- ENG and EFP Fluid Pan & Tilt Heads
- ENG and EFP Two-Stage Tripods
- ENG Single-Stage Tripod
- ENG Single-Stage Tripod with Mid-Level Spreader
- Studio Dolly with 5" Wheels and Cable Guards
- Lightweight and Heavy Duty Spreaders
- Hard Transit Cases
- Soft Carrying Cases

Visibly the Best!

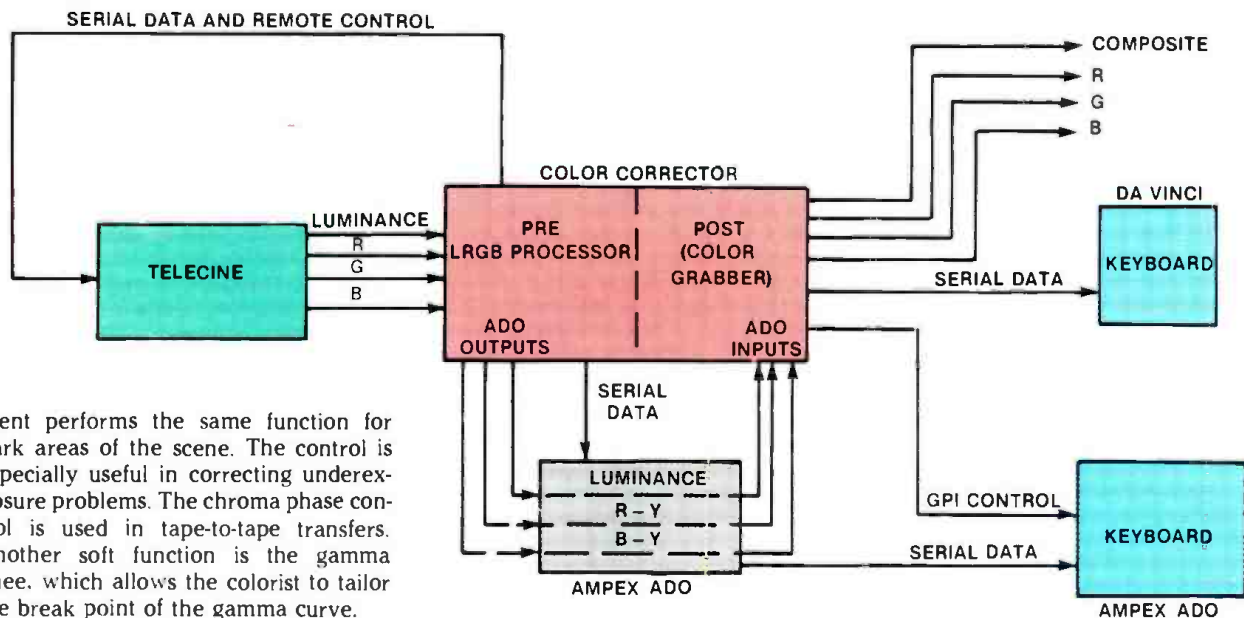
Vinten EQUIPMENT INC.

275-C Marcus Blvd., Hauppauge, New York 11788-2001
Phone: (516) 273-9750 Telex: 640470 Fax: (516) 273-9759

Branch Office:

8115-B Clybourn Ave., Sun Valley, California 91352-4022
Phone: (818) 767-0306 Telex: 182686 Fax: (818) 767-0772

Circle (78) on Reply Card



ment performs the same function for dark areas of the scene. The control is especially useful in correcting underexposure problems. The chroma phase control is used in tape-to-tape transfers. Another soft function is the gamma knee, which allows the colorist to tailor the break point of the gamma curve.


Other soft-key features accessible through the display are contours, master chroma, soft clip and luminance threshold. The soft clip function enables the highlights to be crushed softly, reducing the reflections and highlight levels while preserving the film's contrast ratios. The luminance threshold works

Figure 2. Both component and composite inputs and outputs are available on the color processor. Component processing within the system helps maintain maximum color quality.

independently in each of the 16 vectors. This design permits the colorimetry modifiers to function above or below a

user-selectable luminance level. The result is that an area can be modified while an area of the same color that is

SONEX CONTROLS SOUND.



With its patented anechoic foam wedge, SONEX absorbs and diffuses unwanted sound in your studio. And it can effectively replace traditional acoustic materials at a fraction of the cost. SONEX blends with almost any pro audio decor and looks

clean, sharp, professional. Check into this attractive alternative for sound control. Call or write us for all the facts and prices.

SONEX is manufactured by Illbruck and distributed exclusively to the pro sound industry by Alpha Audio.

Alpha Audio
2049 West Broad Street
Richmond, Virginia 23220 (804) 358-3852

Acoustic Products for the Audio Industry

Circle (122) on Reply Card

Live Assist and more!

CABS delivers an integrated Computer Aided Broadcasting System from Library Maintenance to Analysis of Aired Events.

- Music and commercial library management
- Sophisticated programming and scheduling criteria
- Live assist with full control of audio peripherals



- Announcer information, live tags and schedule enquiry
- Analysis of formats, aired events and their relationship to station ratings.

DKW
SYSTEMS INC.

#730, 9919-105 Street
Edmonton, Alberta Canada T5K 1B1
(403) 426-1551

SMALL WONDER · WE WORK 24 HOURS EVERY DAY WITHOUT A BREAK!

Circle (123) on Reply Card

shaded differently remains unchanged.

Multivector processing

Six-vector processing is only the first step to modern color correction. Today's production techniques often need more control than a 6-vector processor can provide. In such a system, each control covers a range of approximately 60°, so the control's maximum effectiveness is centered on one of the primary or secondary color vectors. The maximum effectiveness of the control is reduced to zero as the control approaches its neighboring primary or secondary vector.

If a particular color vector lies midway between any two of the six vectors, then two of the vector controls must be adjusted if changes are desired. Unfortunately, this affects one-third of the scene's colorimetry. Although the term vector is used in this article, note that the color processor does not create and modify color-component signals. Rather than vectors, the processor relies on a range of color characteristics detected in the phase domain of the composite video signal.

Each of the 16 vectors (or ranges) are provided with independent saturation, hue, luminance and luminance-threshold controls. This combination of controls allows any color in the NTSC color spectrum to be within 11° of the maximum effectiveness portion of one particular control. The resulting narrow range provides increased selectivity for the colorist.

The system's capability to provide correction based on the relative luminance level affords greater selectivity for the user. This means that two colors, with the same hue and different luminance levels, can be treated independently.

The photos on page 118 show the effect of this feature. The lamp and its surrounding light are blue in the left upper photo. The processor allows only the lamp and light to be changed to yellow. The remainder of the scene is unchanged.

An operational feature called the Color Grabber uses a track ball to move an on-screen cursor. After being placed on an area within a scene, the grabber automatically assigns to the colorist the control most effective in adjusting that area's color. The system has the capability to "grab" any 24° of the chrominance, and it can vary the vector phase without affecting the other 15 vectors.

The photos of the drive-in restaurant (page 118) illustrate this feature. The dress of the woman in the foreground was yellow in the original scene, but the desired color was white. With the track ball, the grabber automatically assigned the correct controls to the colorist for adjustment. The dress color was changed from yellow to white without affecting

colorimetry in the rest of the scene.

Operational features

Scene detection can be a time-consuming task. The da Vinci automatically detects scene changes by taking video samples from each frame and comparing them with the previous frame. If the amount of change exceeds a predetermined threshold, a scene-change alert is made.

It is easy to locate a particular scene because each can be identified in several ways, such as by scene names or numbers, last mark point, film start, event number or frame count. It's much easier to remember a name such as "night scene" rather than "scene 137." The operator can name and comment on each scene.

Efficient machine control is critical to any color-correcting system. One set of motion controls directs both the source and transfer decks. In addition, a touch-sensitive strip provides variable-speed shuttle, focus and framing adjustments.

Microprocessor control

The color corrector uses a Motorola 16-bit internal processor and a 32-bit external processor, both operating at 10MHz. Three Rockwell 6511 microprocessors are dedicated to specific subtasks, which keeps the master processor from becoming bogged down by the large number of real time events that must take place.

An internal modem allows the system to be interrogated by the factory in case problems develop. Software updates also can be ported through the modem. An internal 20Mb hard disk stores all system and session parameters. Session lists are stored on floppy disks.

The da Vinci color corrector has been a valuable asset to our studios. Installed more than a year ago, the system continues to provide excellent service and high quality. If your facility is interested in sophisticated color-correcting techniques or post-production work, give the system careful consideration.

Acknowledgment: Portions of the material in this article were obtained from "Scene-by-scene color correction: The next generation," by Michael L. Orsburn, *SMPTÉ Journal*, August 1986.

Editor's note: The field report is an exclusive BE feature for broadcasters. Each report is prepared by the staff of a broadcast station, production facility or consulting firm.

In essence, these reports are prepared by the industry and for the industry. Manufacturer's support is limited to providing loan equipment and to aiding the author if support is requested in some area.

It is the responsibility of *Broadcast Engineering* to publish the results of any piece tested, whether positive or negative. No report should be considered an endorsement or disapproval by *Broadcast Engineering* magazine.

[:(-)]]

WE BUILD TALL TOWERS



Express Tower Co. (EXCO) specializes in the design, engineering and construction of 1,000-ft. and above guyed towers — and we have a lot of tall stories to tell.

For example, we just finished a "two-in-one" 1,480-ft. project for Cenla Broadcasting's KQID-FM near Alexandria, Louisiana. It required a 1,390-ft., 84-in. face base structure supporting a 90-ft., 24-in. face top section. The 90-ft. top structure has the unique capability of rotating 360 degrees for optimum pattern coverage.

For complete tower services, including maintenance, repair, painting and replacement of antenna and transmission lines, contact Dyke Dean at Express Tower. Tell him your tall story!



**EXPRESS
TOWER CO., INC.**

Star Route East
P.O. Box 37
Locust Grove, OK 74352

918/479-6484 918/479-6485
Telex No. 62295660

Quality from the ground up.

Circle (80) on Reply Card

Split signals without sacrifice

By Jack Cunkelman

The old saying "you don't get something for nothing" is true for just about every circuit design. Achieving great specifications in one area usually means sacrificing specifications in another. This is also true for resistive splitters. To develop two outputs from a device with only one output, a resistive splitter pad usually is needed.

A typical resistive splitter circuit is shown in Figure 1. It is simple and has flat response and no distortion, but it sacrifices isolation. With the 6dB splitter pad, you get only 6dB of isolation. If somebody in the other control room accidentally puts tone into the second output, you have tone on your output.

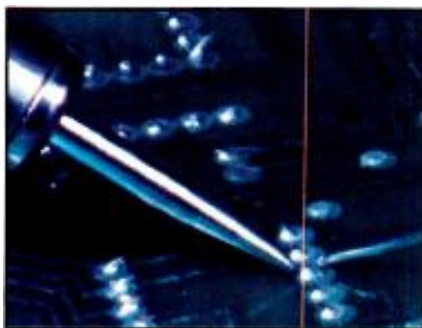
Lattice-splitter pads

Achieving high isolation often requires the use of multiple active outputs (multiple amplifiers) or resistive buildouts from a low-impedance source. However, you can split signals and get isolation, simply and without amplifiers, with the lattice-splitting pad shown in Figure 2.

When I first ran across the circuit, I breadboarded it just to try it. The results were amazing. The two outputs are well-isolated from one another, and yet, only 6dB of loss exists from the input to each output. If you open or short one of the outputs, the level at the other output does not change. It is still 6dB lower than the input. A signal accidentally applied to one of the outputs will be 40dB down at the other output—not bad isolation from a couple of resistors.

As with any passive splitter, the lattice-splitter also can be used as a combiner. A stereo signal can be combined for a mono sum without sacrificing the stereo separation. This is a handy device for TV stations.

The three resistor values are the same as the circuit impedance. In most cases, this will be 600Ω. It is a balanced circuit, so all sources and loads also should be



balanced. Finally, the pad inputs and outputs must work into devices that present the correct terminations for maximum isolation. Build one and try it yourself.

Active combiner

A variation of the basic passive design is shown in Figure 3. The active circuit allows you to bridge across the signal

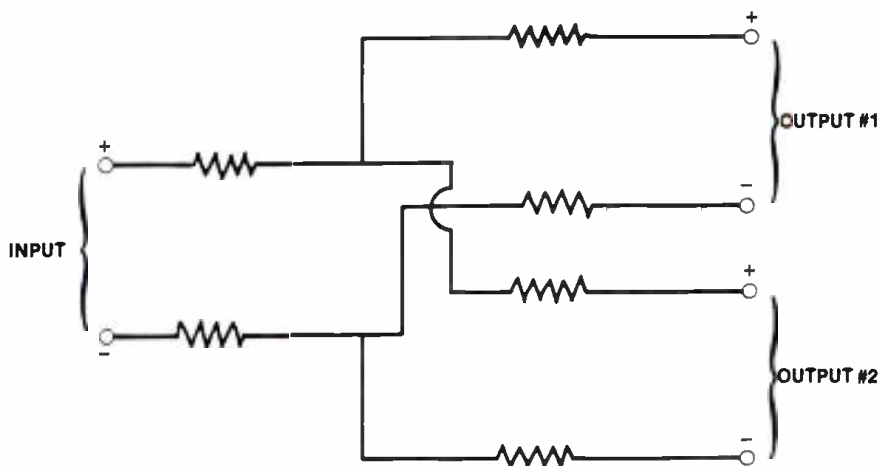


Figure 1. The resistive splitter pad provides only 6dB of isolation between outputs.

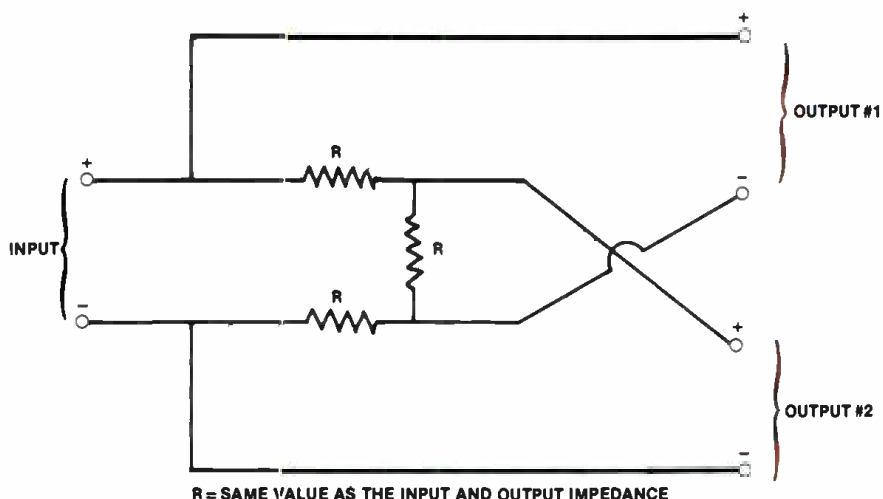


Figure 2. The lattice-splitting/combing pad has 6dB of loss, but provides 40dB of isolation. This is far better performance than that available from a standard resistive splitter.

Cunkelman is supervisor, planning and new installations, at WLWT-TV, Cincinnati, OH.

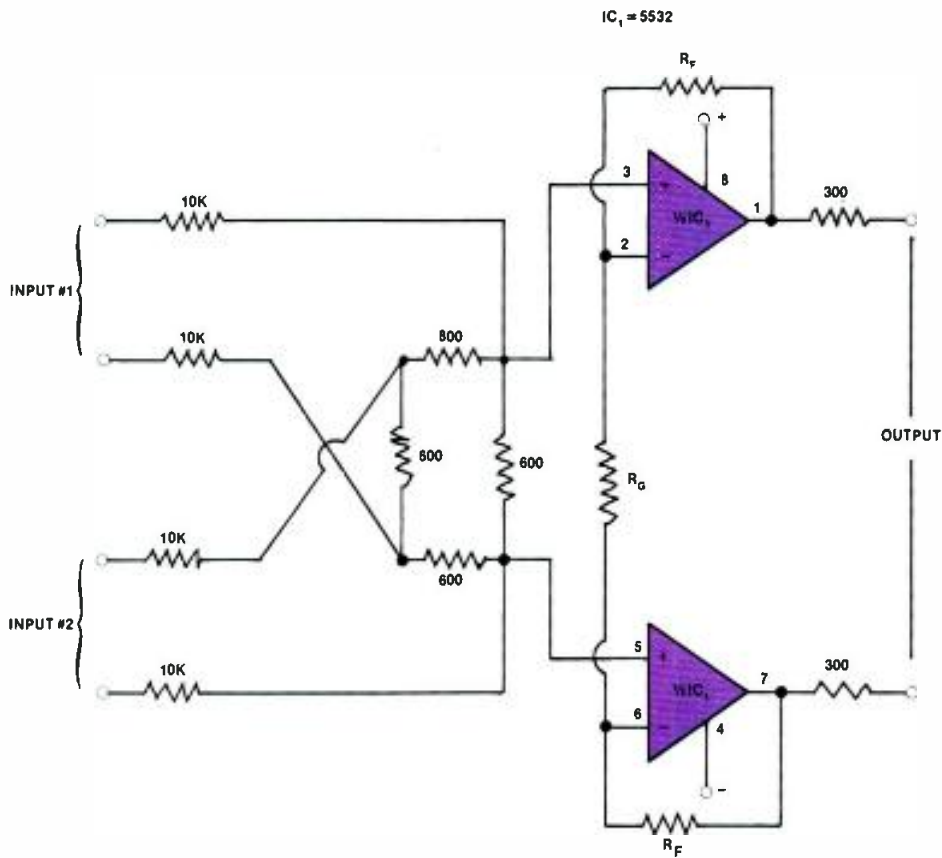


Figure 3. This simple circuit acts as a variable-gain, high-impedance combiner. The circuit parameters are described in the text.

source and also compensates for the bridging resistor loss. Almost any op-amp can be used. I had good luck with the 5532 series, designed to drive low-impedance loads.

The circuit gain can be calculated from the formula:

$$A_v = 1 + 2R_f/R_g$$

The gain resistor, R_g , can be variable, and the circuit gain can be trimmed for unity. With 10kΩ resistors for R_f , R_g can be varied from 20kΩ to 200Ω, producing a voltage-gain range of 2 to 100.

Editor's note: The author has offered to provide circuit boards for the circuit at a nominal cost. For more information, contact Jack Cunkelman at P.O. Box 397, Milford, OH 45150. [:-):-)]]



Improve your favorite camera.

Load the new Sony ECM-672 shotgun on your camera and you'll swear your camera disappeared.

This microphone's unique floating capsule design shuts out vibration and handling noise. And its superior transformer shielding blocks electrical hum and hash from cameras. What you get is the crisp, disciplined sound that Sony shotgun mics are famous for. All in a compact, one-piece package.

It runs on a common AA battery for an uncommon

3000 hours. Or on phantom power. And comes with a windscreen that clamps on so it can't slide off.

Add the virtues of a built-in low cut filter and a modest price and there you have it. A great shotgun that won't shoot your budget to pieces.

To hear more about the ECM-672 and other broadcast quality shotguns, talk to your Sony Professional Audio representative. Or call Sony at 800-635-SONY.

SONY.
Professional Audio

Sony Communications Products Company, Professional Audio Division, 1600 Queen Anne Rd., Teaneck NJ 07666.
© 1988 Sony Corporation of America. Sony is a registered trademark of Sony Corporation.

Circle (81) on Reply Card

McKain plans to build on the past

By Bob Van Buhler

New officers and directors were installed at the SBE annual meeting, held Nov. 10 at the second national convention in St. Louis.

Jack McKain, former vice president, was elected president, succeeding Richard Rudman. Robert Van Buhler became the society's 21st vice president and was present along with treasurer Bill Harris of Denver and secretary Richard Farquhar of Columbus, OH, to accept honors for their new positions. Directors installed included: Phil Aaland, Tucson, AZ; Terrence Baun, Milwaukee; Dane Erickson, San Francisco; David Harry, Silver Spring, MD; Larry White, Tulsa, OK; and Tom Weems, Los Angeles.

In his acceptance speech, the new president reviewed accomplishments during Rudman's presidency, highlighting nine points:

- Growth of the certification program and its increasing credibility in the broadcast industry.
- Formation of the Harold Ennes Foundation, which recognizes the importance of education to the engineer and to the industry.
- Improved relations with other professional societies and better standing with the Federal Communications Commission.
- Improvements in personnel and efficiency in the national office, including computerization of operations.
- The honor of the invitation to the society to present a paper on computer-aided frequency coordination at the International Telecommunications Union in Geneva, Switzerland.
- Selection as the host organization for an industrywide tour of the People's Republic of China, to promote cultural and industrial interchange between Chinese and American broadcasters.
- SBE's aggressive and creditable record of commenting before the FCC on matters of importance to the membership.
- Continued growth of general and sustaining membership.
- The overwhelming success of the second annual national convention.

McKain then outlined the key goals of his term of office, including the relocation of the national office to the Washington, DC, area, the acquisition of a full-time executive direc-



tor, and improved promotion of the society in all areas.

McKain said that today's broadcast engineer must abandon the idea that he's just a "little guy." He said a consistent program of personal goal-setting allows achievements to occur step by step, helping engineers to become the professional managers and technicians they strive to be.

McKain recommended abandoning the obsolete term "chief engineer" in favor of the more descriptive titles of "engineering manager," "director of technical operations" or "director of engineering." These titles are easier for other managers to understand, he said, and are more conducive to the image of the engineer or engineering manager as a peer, rather than as someone in the back closet who does undecipherable things.

Chapter chairmen's meeting

Chairmen and representatives from 24 SBE chapters attended the chapter chairmen's meeting and shared ideas and problems with one another. The national office provided a tutorial on chapter officer liability insurance, the corporate relationship of the chapters with the national office, and various other legal points.

The issue of the tax-exempt status of the chapters was discussed, and (then president)

Rudman offered to provide the chapters with legal information and financial reporting requirements for regional conventions. In a roundtable discussion, the attendees suggested ways to stimulate attendance and membership at the local level. For example, some chapters buy lunch for each new member and host. Other chapters hold joint meetings with other societies and complementary groups. Chapters also are stimulated and motivated by working on a project that involves the members, such as the Chapter 9 Golden Scholarship Fund.

1988 convention dates

The board of directors took advantage of a schedule change at the Denver convention center to adjust the dates of the 1988 SBE national convention to Thursday, Sept. 22 through Sunday, Sept. 25.

The original dates, Sept. 20-23, are during the week, which would have required arrivals and departures on working days within that same week. Such a schedule would not have allowed for Saturday night stayovers, which often bring the best discounts on air fares and hotel accommodations. A Saturday night stayover can result in air-fare reductions of \$200 or more.

The new dates are more convenient for the engineer who finds it difficult to schedule large amounts of time off during the week. Many attendees will find it a good opportunity to add a couple of vacation days to the convention schedule and stay over in the scenic Colorado area. The exhibitors also gain an additional day to showcase their equipment and services.



Newly elected president McKain discusses the past successes and key goals of the society in his acceptance speech.

Van Buhler is chief engineer for WBAL-AM and WIYY-FM, Baltimore.

Now you'll pay even less for a GVG DA.

Thanks to you, GVG's family of high performance DAs has been a huge success. So far, there are over 30,000 installed world-wide.

We can't find words to express our gratitude, so we thought we'd use numbers, instead:

8501 Video DA

~~\$175~~ ~~old price~~ \$160 ~~new price~~

8502 Equalizing DA

~~\$285~~ ~~old price~~ \$260 ~~new price~~

8503 Precision DA

~~\$395~~ ~~old price~~ \$375 ~~new price~~

8551 Audio DA

~~\$275~~ ~~old price~~ \$250 ~~new price~~

8561 Stereo DA

~~\$525~~ ~~old price~~ \$495 ~~new price~~

Grass Valley Group DAs make extensive use of advanced hybrid circuit technology. And now, feature an all-time high performance-to-price ratio.

Grass Valley Group®

STRENGTH YOU CAN RELY ON

THE GRASS VALLEY GROUP, INC.® — P.O. Box 1114 — Grass Valley, CA 95945 USA — Telephone (916) 478-3000 — TRT: 160432
OFFICES: New York (201) 845-7988; District of Columbia (301) 622-6313; Atlanta (404) 493-1255; Chicago (219) 264-0931;
Minneapolis (612) 483-2594; Dallas/Fort Worth (817) 483-7447; Los Angeles (818) 999-2303; San Francisco (415) 968-6680 A TEKTRONIX COMPANY

Circle (91) on Reply Card

www.americanradiohistory.com

News

Continued from page 4

Broadcast '87 was aimed primarily at German-speaking engineers and middle management, with emphasis on practical applications and demonstrations.

The next Broadcast fair will be held in the fall of 1989. The biennial event has been scheduled at that time to avoid direct conflict with Montreux and IBC.

Inside the CCIR

By Robert A. O'Connor

Morse code was designated as the international telegraphic alphabet in 1865 at the first meeting of the ITU (International Telecommunications Union). The ITU, based in Geneva, Switzerland, is a specialized agency of the United Nations with technical issues handled by two consultative committees. The CCITT deals with telephone and telegraph communications. The International Radio Consultative Committee (known commonly as CCIR from its initials in French) specializes in all areas of radio communications. Thirteen groups constitute the CCIR, including: study group 10 (Broadcasting Service, Sound), study group 11 (Broadcasting Service, Television), and the CMTT, a joint CCIR-CCITT study group concerned with long-distance transmission of radio and TV signals.

The CCIR's goal is to produce *recommendations* for international standardization of systems to ease problems of program exchange. Because of communications satellites, alternate distribution media and deregulation of telecommunications in many countries, radio and TV services have become global in nature. Logically, the concept of international standards becomes an even more desirable goal.

The organization

The CCIR structure includes Director Richard C. Kirby, an American now in office for a third term. Kirby began his broadcast career as an assistant chief engineer at KFEQ, St. Joseph, MO. The director oversees a membership primarily of administrations (governments) of participating countries. Non-voting classes of membership include recognized private operating agencies, scientific/industrial organizations and international organizations.

U.S. CCIR activity is administered through the State Department Bureau of International Communications and Information Policy, headed by Ambassador Diana L. Dougan. Of that bureau, Richard E. Shrum chairs the U.S.

O'Connor, a member of the U.S. delegation of CCIR matters, recently retired as vice president, transmission and staff engineering, CBS.

CCIR National Committee. Other notables on the national committee include John W. Reiser, FCC, chairman of Study Groups 10 and 11; and David Carson, Bell Communications Research, chairman of CMTT.

It is worth noting that such organizations as SMPTE, AES and their counterparts in other countries provide input to the work of the CCIR. Their input is shared through the approved representatives of each country.

Activities

Although CCIR work is effectively continuous, the organization operates in 4-year cycles, the product of a cycle being the publication (most recently in 20 volumes) of final text adopted at the cycle-end Plenary Assembly. The content of the volumes is intended to be a compilation of *hard facts* and does not include, except by reference, articles published in the technical press or material of purely theoretical interest with no direct bearing in CCIR texts. The English language edition volumes are bound in green, giving rise to the name of the "green books."

The material contributed to the CCIR from some 60 regularly participating organizations is overwhelming. During the 1982-1986 cycle, approximately 415 *input* documents were submitted to study group 11 alone. Fortunately, an orderly procedure allows the vast number of documents to be processed through small working groups and drafting parties. The procedure is followed at an interim meeting and again at a final meeting about two years later. The output of the interim meeting is a study group document called the "green booklet."

The final meeting is followed by a Plenary Assembly in which little technical discussion occurs, and texts adopted at the final meeting are approved with little or no change. An exception to this occurred in study group 11, regarding HDTV, at the 1986 Plenary Assembly in Dubrovnik, Yugoslavia. A comparable situation occurred at the XI Plenary Assembly (Oslo, Norway, 1966), when agreement on one standard for color television could not be reached.

To counteract the time span between interim and final meetings regarding subjects with rapidly developing natures, the interim working party or joint interim working party (if more than one study group is involved) can be created. Much of these groups' work is done via correspondence, but international meetings are held. HDTV, digital videotape and digital interface standards activities are areas for which several meetings were held during the last cycle. In addition to this normal CCIR process, the organization participates in special and conference preparatory meetings to provide technical support for ITU administrative conferences dealing with spectrum issues. [:-:-)]

John F. Reno has been promoted to chief operating officer for Dynatech, Burlington, MA.

Thomas Shay has been promoted to director of corporate communications for Fuji Photo Film USA, Elmsford, NY.

Teri Sosa has been promoted to marketing communications manager for the magnetic tape division of Agfa-Gevaert, Ridgefield Park, NJ. She is responsible for creating and implementing all marketing communications, including sales promotions, advertising, public relations, trade shows and technical/sales support materials.

Dave Burns, Tom Harle, Jeff Detweiler and **Chuck Rockhill** have been appointed to positions with Allied Broadcast Equipment, Richmond, IN. Burns has been promoted to national marketing director, a newly created position. Harle has been promoted to national sales manager. Detweiler is sales engineer for the Northeast quadrant. He is responsible for servicing accounts in New York, New Jersey, Philadelphia, Washington, DC, and surrounding areas. Rockhill is director of systems sales.

Larry Lamoray, Arnie Toshner and **Tim Wilson** have been appointed to positions with Amek/TAC USA. Lamoray is general manager. He oversees sales and support of Amek and TAC products in the United States. Toshner is national sales manager for TAC products. Wilson is national sales manager for Amek products. **Carl Reavey** is product manager for UK TAC. He trains TAC's dealers worldwide and handles product inquiries on the TAC range from the Nottingham, UK, office.

Ross Caston, Naomi Farrington, Gerry Davidge and **Iain Roche** have been appointed to sales positions with Audio Kinetics, Hertfordshire, England. Caston is responsible for training, demonstrations and the development of new sales territories. Farrington is sales/marketing administrator. Davidge is export administrator. She will assist with sales administration. Roche is sales/marketing manager.

Gary Horstkorta, John R. Borger, Barry Rubin and **David Fabian** have been appointed to positions with Pinnacle Systems, Santa Clara, CA. Horstkorta is national sales manager, and Borger is Southeast area sales manager. Rubin is Eastern area manager, and Fabian is Western regional sales manager.

NOTES:
 1. MOV-1, MOV-2 AND MOV-3 ARE GE MOV NO. V130LA20B.
 2. COMPONENT VALUES NOT SHOWN ARE VOLTAGE-DEPENDENT.
 TYPES ARE SELECTED ACCORDING TO SYSTEM DESIGN.

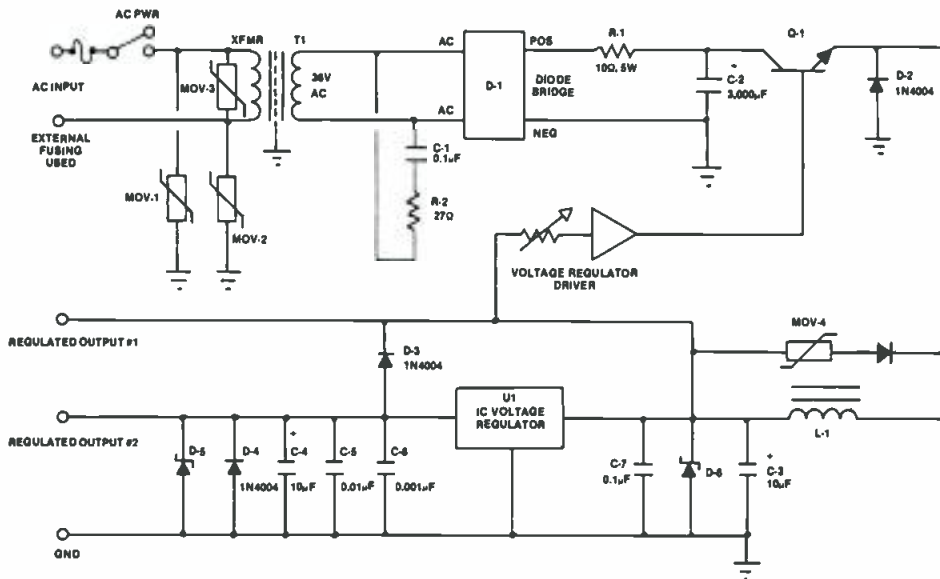



Figure 19. The recommended transient overvoltage protection for a low-voltage power supply. A circuit such as this will survive well in the field despite frequent transient disturbances.

Important correction

An error occurred in Figure 19 on page 74 of the November issue article, "Controlling ac Line Disturbances" ("Circuit-Level Applications" section). The part number shown on the diagram for MOV-3 is incorrect. The correct part number for MOV-3 should be V130LA20B (the same as MOV-1 and MOV-2). Please make the correction on your copy of the diagram. Figure 19 is repeated here with the correct part number.

As pointed out in the article, the transient suppression examples given in Figures 19 through 24 were intended only to illustrate ways that protection can be built into equipment to increase reliability. Do not attempt to modify existing equipment to provide increased transient-suppression capabilities. Such work is the domain of the equipment manufacturer. Transient suppression must be engineered into products during design and construction, not added on later in the field.

The Biggest News at Your Next Remote Could Be Your Remote System.



In the past, telephone remotes have meant taking cases of equipment to the remote site, tangled cables and lengthy set-up. Now, Gentner has great news for newspeople, sportscasters and engineers. Gentner Remote Systems give you all of the equipment you need for a good-sounding telephone remote, in ONE easy-to-handle case. All you do is plug in the single power cord, connect mics/headsets and the phone line, and you're on the air.

The real beauty of a Gentner Remote System, though, is in the remote itself. Your listeners hear

good quality audio, not noisy telephone lines. And, cueing the remote site is no problem — you use the same phone line!

Nine Remote System packages are available to meet your needs. Call our Sales Department at (801) 268-1117 today and get the scoop on fast, easy remotes.

Buy a remote system from Allied Broadcast Equipment and receive a free Remote Kart 800, a \$120.00 value.

GENTNER
TELEPHONE PRODUCTS

P.O. Box 27647 • Salt Lake City, Utah 84127-0647
 (801) 268-1117 • Telex 910-380-6909 GENTNER UD
 Copyright © 1987 Gentner



Circle (90) on Reply Card

Vincent J. Battaglia has been appointed president of the electron device group for Varian Associates, Palo Alto, CA. He is responsible for the operation of eight electron tube and solid-state device units in California, Utah and Massachusetts, as well as related activities in Canada, Europe and the Far East.

Tom Neidhart and **Peter R. Steriti** have been appointed to positions with BASF Information Systems, Bedford, MA. Neidhart is director of marketing for consumer audio, video and professional audio, video products. Steriti is national sales manager, diskettes, for the audio-video department. He is responsible for sales of the floppy disk line to audio-video retailers and mass merchants.

John A. Burtle has been promoted to vice president, product management, for Broadcast Electronics, Quincy, IL.

Irving Law, **Bernice McCullough**, **Pat Medved** and **Tim Schwieger** have been appointed to positions with BSW, Tacoma, WA. Law is chairman of the board and chief executive officer. McCullough is president and chief operating officer. Medved is vice president of sales. Schwieger is vice president of marketing. He is responsible for new product development and acquisitions, product training, trade show planning and general marketing.

Andrea Geiger has been promoted to Central and Southeastern regional sales manager for the video products division of Chyron, Melville, NY.

Sheila Holmes-Ross has been appointed regional manager of sales for Digital F/X, Santa Clara, CA.

David Neal has been appointed marketing manager for DDA/Klark-Teknik, Farmingdale, NY. He will work in the Hounslow, England, offices and is responsible for all aspects of DDA's marketing operations.

Charles Morganti has been appointed broadcast sales manager for Rank Cintel, Valley Cottage, NY. He is responsible for sales of the 4:2:2-based CCD telecine and electronic imaging products.

Tony Tudisco has been promoted to vice president, marketing, for Sennheiser Electronic, Old Lyme, CT.

Gary Rosen has been appointed director, sales and marketing, for TimeLine, New York. He supervises distribution,

dealer relations, advertising and marketing, and assists in product development.

James Hansen and **Andrew Mougis** have been appointed to positions with Sony, Park Ridge, NJ. Hansen has been promoted to vice president, sales, for the professional video division. Mougis has been promoted to director of sales, professional tape division.

Gary Thursby has been appointed senior vice president of Townsend Broadcast Systems, Westfield, MA. He is responsible for management of the Austin operation, in addition to providing marketing and sales leadership.

Harvey Ray has been appointed product manager for the da Vinci color correction system for Utah Scientific, Salt Lake City. He serves as marketing and applications specialist, as well as client/manufacturer liaison.

David A. Hill has been appointed Western regional sales manager for RF transmission systems, LDL Communications, Laurel, MD.

Mark Vassallo, **Bob Dente**, **Robert Codik** and **Phillip Holloway** have been appointed to positions with LEE Colortran, Burbank, CA. Vassallo is director of dealer sales. Dente is regional sales manager for the Northeast United States. Codik is new project manager. Holloway is Southeast regional sales manager.

Leo A. Riddle has been appointed sales engineer, satellite communications products, for Microdyne, Ocala, FL. He is responsible for the sales of satellite equipment and systems in all the company's market segments, as well as working with affiliated satellite dealers.

Steven K. Wenig has been promoted to director, technical support group, for Nakamichi America, Torrance, CA. He directs technical services for home audio products, mobile sound and professional audio operations.

Joe Engle has been promoted to director of sales for the broadcast equipment division of NEC America, Wood Dale, IL.

Raymond Blumenthal has been appointed district sales manager for Panasonic Broadcast Systems, Secaucus, NJ. He is responsible for the New York and New Jersey regions.

McKenzie appoints Bunn as distributor

McKenzie Acoustics, London, has appointed Bunn International as its sole U.S. distributor. Bunn will carry McKenzie's Studio 7 and professional series drivers, which will be warehoused at its Elkhart, IN, headquarters and will be responsible for Elkhart/Goshen setting up a distribution network for McKenzie products in the United States.

New England Digital forms agreement with Analogic

New England Digital, White River Junction, VT, has entered into a joint technology development agreement with Analogic, Peabody, MA. The two companies will work together in developing a new generation of analog-to-digital converters and signal-processing products that will be incorporated into the Synclavier system.

New England Digital also has doubled the size of its software research and development team.

NBC affiliate makes Panasonic M-II switch

KPNX, the NBC affiliate in Phoenix AZ, owned by Gannett, is the first TV station in the United States to switch from Betacam to broadcast M-II equipment from *Panasonic Broadcast Systems*, Secaucus, NJ. The complete system will be in full operation at the station early next year. KPNX plans to totally convert all its operations to M-II.

The order involves more than 50 major units and includes AU-650 studio VTRs, AU-620 studio players, AU-550 field-edit recorders, AU-500 field recorders, AU-400 camera recorders, as well as support equipment.

Sony Magnetic Products sells audiotape

Sony Professional Tape Division, Park Ridge, NJ, has assumed responsibility for the sales and marketing of digital audio mastering tape. D-½ and D-¼ series open-reel digital audiotape and D-¾ digital audio master cassettes are now available from the division.

Symbolic Graphics and Lyon Lamb join forces

Symbolics Graphics Division, Los Angeles, has announced a cooperative venture with Lyon Lamb VAS, Burbank, CA. Lyon Lamb will now offer a specially designed video input/output subsystem for use with the Symbolics 3600 Animation work station, rendering it a complete, compatible turnkey paint and 3-D animation video production system.

||:~:~))||

**By the turn
of the century
there will be
12,500,000,000
more slides
to file...**



Capture, store, manage, enhance Automated Image Library

**The image boom is coming...
And you need to be prepared.**

Computerize your slide library with the speed and efficiency you've grown to expect from today's workplace.

The best approach? The Gallery 2000 Automated Image Library System from Rank Cintel.



The Automated Image Library

Gallery 2000 is a complete image management strategy. It's a database, still store, workstation network, graphics, on-air production and

transmission tool in one.

Gallery 2000 features all the power of a mini-computer database management system, including advanced search, trafficking and file sharing capabilities.

Slide File Polyphoto Workstation

Slides are all randomly accessible, presented in high-resolution video by themselves or alongside 29 other miniatures via Rank Cintel's innovative polyphoto display. They can be shipped anywhere, anytime with just a keystroke or under automated management according to user set-up.

Compatible with 4:2:2 digital studio equipment, Gallery 2000 meets all CCIR 601 recommendations. This standard digital connection lets you create your own modular combination of hardware around the Slide File workstation, and Gallery 2000 disk controller.

Gallery grows with your imaging needs

Storage. Access. Management. Power. Gallery 2000 can be tailored to **your** business needs — today and tomorrow.



Actual Slide File polyphoto display

Four hundred frames or millions can be stored on connected hard or optical disks, while new workstations and future technology can be added to the network at anytime.

Integrated systems of storage and workstations let you grow as your requirements dictate and your budget allows.

Who needs Gallery 2000?

- The researcher who needs to search the slide library by title, category or even keyword; with the results listed alphabetically, chronologically or even by number of uses.
- The librarian who needs to keep track of the content of the image catalog as well as

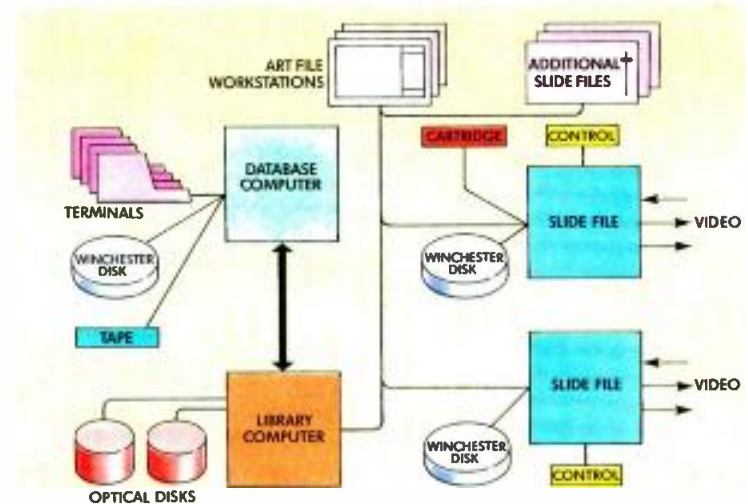


our slides with the Gallery 2000 system from Rank Cintel.

A proven solution

Gallery 2000 is already in widespread use amongst leading broadcasters throughout Europe and North America.

These prestigious sites rely on Gallery 2000 daily for all their image management, storage, access and transmission needs.



It is a proven solution to a growing need.

The art of electronic imaging


Rank Cintel is world-renowned for its electronic imaging products — in broadcast, post production, science and industry. Its film-to-tape technology is the recipient of an Emmy Award and numerous other distinctions. It is acclaimed for its high-resolution imaging techniques and advanced color correction technology. The Gallery system was developed in cooperation with Logica, a world leader in software and systems for broadcast, media, computer technology and telecommunications.


Rank Cintel
*Imaging for the turn
of the century –
and beyond.*




who gains access to the database. Digital copying and transfer mean the slides themselves are never touched.

- The operator who needs access to full production effects and a system that provides programmable play lists, overnight reporting and direct-to-air transmission.
- The electronic artist who needs to tap the slide archives to retouch, montage and create stills all within the digital domain.
- The manager who needs high quality hardware and site-tested software and factory backup.



INPUT



The **ADS-80** digital slide scanner transfers 35mm slides to 4:2:2 storage with a 2048 pixel CCD line array. Features include 80-slide standard carousel for fast search, programmable color correction, cuts and dissolves; and two framestores for preview and transmission purposes. Also delivers 2X magnification without resolution loss.



STORAGE

400 slides can be stored on 8-inch hard disks, or 2800 stills can be stored on each optical disk pack.



A tape streamer is also available. Gallery 2000 stores and manages up to many thousands of stills. Optical disks can be exchanged manually or in a



mechanical handler for up to twenty double-sided disks. To increase the size of the library you simply buy another disk pack.

Note: a typical filing cabinet holds 10,000 35mm slides while the same shelf space will hold 350,000 525/60 slides on 128 optical disk packs.



ACCESS

The **Slide File** workstation is the heart of Gallery 2000, with onboard hard disk, powerful RAM memory and unique, high resolution polyphoto screen — for browsing, storyboarding or presentations. **Gallery 2000**, with onboard hard disk, powerful RAM memory and unique, high resolution polyphoto screen — for browsing, storyboarding or presentations.



LIBRARY

The **Gallery 2000** database sequences and searches — by category, title, keywords, date of origin/use, or accession number. It reports additions and deletions. It establishes daily or weekly playlists with automated delivery to the right studio at the right time. And it lets you develop several levels of security for system access.



GRAPHICS

Art File's full-size tablet and digitizer pen supplies all popular brush effects. An onscreen color palette offers color selections. Color mixing, luminance and chrominance keying and anti-aliased artwork are standard Art File features, selected from the on-tablet menu.



PRODUCTION

The production effects console with tracker ball lets you crop, border, change colors, compose, create overlays and resize your stills. It includes unique clean-up modes to eliminate interfield flicker and reduce NTSC coding footprint.



TRANSMISSION

Go straight to air with power and confidence. Gallery 2000 automates your still sequences right before broadcast or conveniently in advance. Once the selection has been made the Library computer transfers the pictures to the appropriate studio. A printer is also attached to print-out sequence lists and other administrative information.



TAKE A CLOSER LOOK

Let Rank Cintel evaluate your image automation needs free of charge.

- Please have a Rank systems analyst contact me.
- Please send more information.

My current still files include _____ slides

Equipment I must integrate with the Gallery system includes _____

My primary application is: _____

Name _____ Title _____

Company _____

Address _____

City _____ State _____

Zip Code _____ Telephone _____


Address: **Rank Cintel, Inc.**
National Headquarters
704 Executive Blvd.
Valley Cottage, N.Y. 10989
[914] 268-8911

Midwest Sales Office
33 West Higgins Rd.
South Barrington, IL 60010
[312] 426-2450

West Coast Sales Office
13340 Saticoy, Unit F
North Hollywood, CA 91605
[818] 765-7265



Rank Cintel Inc.
Gallery 2000 is a trademark
of Logica, plc.



**“When the go ahead for
new equipment was given,
I turned to
Broadcast Engineering first.”**

“If you are already a good radio station, I know how you can be a **better** one—use **Broadcast Engineering** as a major source of equipment purchases. BE is **more** than a journal—it’s a Bible.”

Donald J. Stewart
Chief Engineer
WGHQ/WBPM-FM
Kingston, NY

BROADCAST.
engineering

New products

Tape degaussers

Quantum has introduced the following products:

- The BTE 1925 videotape degausser features erasure better than -75dB ; operation cycle time of 2.5 seconds; thermal overload protection with Conveyor Backtrac technique; and can be used for U-matic/SPH, VHS, Beta, M-II, Beta SP, 8mm and S-VHS. Photoelectric sensors determine all main functions. Forced-air ventilation in the unit provides protection for both the internal components and the tape stock during processing.
- The BTE 1905 features erasure better than -75dB on 1,400 Oersted tape; operation cycle time of 12 seconds; and can be used for M-II, Beta SP, U-matic/SPH, VHS, Beta and 8mm metal tape.



BTE 1905 tape degausser

Circle (350) on Reply Card

Software and computer graphics

Symbolics Graphics Division has introduced the following products:

- The Symbolics Recorder Software (S-Record) allows Symbolics paint and animation system users to directly control video storage devices. It works with the Lyon Lamb Mini-Vas to control videotape recorders, videodisc recorders and similar devices for unattended output of animation to video.
- An HDTV computer graphics system offers 2-D and 3-D animation and paint capabilities in HDTV format. It can be used to create 3-D images or original paint images at HDTV resolution, and can use NTSC resolution images as a part of the HDTV image.

Circle (351) on Reply Card

Broadcast equipment

Sony has introduced the following products:

- The BVP-50 CCD camera is designed to handle EFP and ENG. It eliminates vertical smear, has an electronic shutter with seven speeds and an improved S/N ratio of 60dB.
- The CCU-350 camera control unit enhances the BVP-50's adaptability to EFP. The portable CCU, with the BVP-50 and its special camera head adapter CA-50, allows full remote control with more than 300m of a lightweight multicore cable.
- Three Betacam SP videocassette decks perform playback and post-production functions. The BVW-60 Betacam SP deck is a play-only machine. The BVW-65 also is play-only, but incorporates the Dynamic tracking feature.
- The BVW-95 Betacam SP deck, designed for Betacart product

applications, provides up to four audio channels using an optional audio switcher and metal particle tape.

- The BKH-3080 plug-in module provides audio noise-reduction capabilities for Sony's BVH-3000 1-inch VTR series. It offers Dolby A or Dolby SR. It does not require any extra space and needs no cabling.
- The BVM-1910 broadcast monitor features high-resolution CRT design. Its resolution is 900 TV lines.
- The BVU-950 U-matic SP recorder/player/editor has a plug-in TBC option and is compatible with U-matic machines. The BKU-901 plug-in TBC eliminates the need for bulky cable connections between the VTR and TBC.
- The BKU-902 plug-in digital noise reducer mounts on the BKU-901 TBC to enhance the performance of the BVU-950. It has two selectable noise-reduction modes—one for normal playback and one for dubbing.
- New options and software enhancements for the MXP-3036 recording/remixing console include vacuum fluorescent light meters, a wild fader option and software.
- Three shipper cases accommodate BCT series Betacam cassettes, KCS series U-matic cassettes and KCA series U-matic cassettes.



SP BVU-950 videocassette recorder

Circle (352) on Reply Card

Chargers, battery mount, bracket kit

Anton/Bauer has introduced the following products:

- The Lifesaver MP-8 8-channel microprocessor-controlled charger features eight positions that accept any combination of 12V to 14V batteries. The microprocessor automatically identifies the size and voltage of the battery and selects the optimum charge routine and rate for each position.
- The Mobile Fast Charger can be powered from almost any vehicle that has its own +12V negative ground dc power source. It can fast charge any of the company's 12V to 14.4V Ah battery in one hour, whether the vehicle is moving or stationary, with or without the motor running.
- The Gold battery mounting system features compatibility with all existing cameras, batteries and chargers using the company's mounting system. It has a built-in 10A output connector for powering an Ultralight or other portable camera light from the battery camera.
- A bracket kit for the Sony/Ampex SP-Beta camera/recorder systems allows the user to mount the ProPac 13 batteries on the back or bottom of the recorder when used with a CCD or tube-type camera head. The kit includes a bottom-mount bracket and a back-mount bracket.

Circle (353) on Reply Card

Continued on page 136

Time Base Correction: The Third Dimension

Time Base Correction has taken on a whole new dimension with the introduction of the FOR-A FA-740 Parallel Effects TBC. A/B roll *plus* Program Output all in a single package. Three simultaneous outputs!

It's a powerful full-frame dual-channel time base corrector with independent channel freeze plus an impressive array of special effects on the program output channel. The FA-740 gives you reliable time base corrected outputs on channels A and B while simultaneously

generating your mixes, mosaics, paints, wipes, cuts, dissolves and more on the program output. With unparalleled reliability and performance.

Perfect for A/B roll editing in post production suites, the FA-740 handles both $3/4$ " and $1/2$ " VTRs with or without external sync output. And the proven FOR-A analog component processing gives you the very best picture possible. Also part of this powerful

package—dropout compensation, program memory capability (10 events/10 pages), and RS-422 and GPI ports for remote editing and external control.

For less than \$12,000, you'll have the power of *two independent TBCs plus effects* in a single compact unit. Put it to the most important test. Your own. Enter The Third Dimension with a call to your FOR-A Dealer now.

FA-740
PARALLEL EFFECTS . . .
UNPARALLELED PERFORMANCE



FOR-A[®]
INNOVATIONS IN VIDEO
and AUDIO TECHNOLOGY

FOR-A CORPORATION OF AMERICA Nonantum Office Park, 320 Nevada Street, Newton, MA 02160
Boston (617) 244-3223 / Chicago (312) 250-8833 / Los Angeles (213) 402-5391


Circle (121) on Reply Card



3M

MBR 20s
Master Broadcast
Videocassette

Scotch™
Color Plus



 **automatic** | MADE IN USA

With
Exclusive
Anti-Stat
Treatment

One Tape for a True Picture.

In the field, in a factory...the worse the conditions you're shooting in, the better the tape you need. That's why we've made the 3M 3/4" MBR™ Videocassette—created to exceed even our widely acclaimed MBU Videocassette. Designed with our exclusive Anti-Stat™ System—to reduce its static charge and help prevent the dust buildup that causes dropouts. To give you a true picture.

TO THOSE WHO MAKE THEIR MANAGEMENT LOOK GOOD, ONE TAPE IS TRUE.



One Tape Stands True.

Just as your business is to make your management look good, ours is to make you look good. And that's been our business since we invented videotape 30 years ago.


That's why we stand by you—with the largest support force in the field.

And we stand behind you—with some of the most advanced research in the industry. All to keep our standing—as number one in the world of the pro. See your authorized 3M distributor for more information.

NUMBER ONE IN THE WORLD OF THE PRO

3M

Worldwide Sponsor
1988 Olympic Games



Continued from page 132

Character generator and recorders



A53-D digital special effects system

Abekas Video Systems has introduced the following:

- The CCIR 601 compatible A72 digital character generator features font attributes that may be changed instantly, including size. A screen of text may contain an unlimited number of fonts, and a single page of text may have unlimited colors displayed from the palette of more than 16 million colors.
- The A60 digital disc recorder is a real time component recording device. An SCSI and an Ethernet port are provided for digital video transfer from computer graphics devices. The recorder provides playback in forward or reverse, variable playback speeds and random access to recorded material.
- The A64 digital disc recorder is a full bandwidth 13.5MHz, 4:2:2 component digital recording system. In addition to

analog ports, it is equipped with CCIR 601 digital video input and output ports. The recorder offers capacities of 50 and 100 seconds in the 525-line standard, and 30 and 60 seconds in the 625-line standard.

- The A53-D digital special effects has an optional key-processing channel and extended warp effects. The full-bandwidth 8-bit key-processing channel allows the keying of any shape and generates a drop shadow of any color and transparency for it. The warp option features effects that bend, roll and shred the picture to produce page turns and rolls.

Circle (354) on Reply Card


Graphics, election computer and still store

Dubner Computer Systems has introduced the following products:

- The GF-30 graphics factory operates in digital component video, allowing direct interface with CCIR-601 standards, as well as output in analog RGB, NTSC or PAL formats. It is based on a dual-channel, dual-operator, anti-aliased character generator.
- The 20-KEL election computer assembles and analyzes voting data, compiling running totals for each electoral race. When the election is over, with a simple change of programs, it becomes a full-featured character generator.
- The DSS-4 still store is a 4-field video capture, storage and retrieval system. Dual-channel outputs display both program and preview images. Its complete set of graphics tools for image enhancement, modification and correction can be used at the input or output stages.



Circle (355) on Reply Card

LET'S TALK KEYERS




VK-900

MIX TO KEY IN EITHER INTERNAL OR EXTERNAL MODE PLUS A/B ADDITIVE MIX.

DK-400

SAME FEATURES AS VK-900 PLUS KEY PREVIEW AND MASTER FADE TO BLACK.



OPTIONAL FOUR SPEED AUTO MIX MAY BE ADDED TO EITHER KEYER.

THE ECONOMICAL SOLUTION TO ADDING EXTRA MIX/KEY LEVELS TO EXISTING SYSTEMS.


broadcast video systems ltd.

40 West Wilmot Street, Richmond Hill, Ontario L4B 1H8
 Telephone: (416) 764-1584 Telex: 06-964652 Fax: (416) 764-7438

Circle (98) on Reply Card

~~Nothing~~ COMES REMOTELY CLOSE

SPECTRUM RPU LINKS



TX FEATURES


- VHF & UHF Units
- 2-75 Watts
- Direct FM
- Front Panel Metering & Indicators
- Built-in AC Supply
- 12VDC Input or "Battery Backup"
- 19" Rack Mt. - Cabinets Available
- FCC Type Accepted. Parts 74, 90

SCT500 RPU Transmitter

The Spectrum SCR500 & SCT500 are a series of high performance broadcast quality RPU Receivers and Transmitters. They incorporate the latest advances in solid state technology—brought about by Spectrum's more than a decade of experience in the two way radio field. These rugged units use the highest quality components & construction for high reliability in either fixed or mobile applications.


RX FEATURES

- VHF & UHF Units
- High Sensitivity & Selectivity
- High Rejection of IMs & strong local signals
- 4 IF Bandwidths Available
- Very Low Distortion
- Full Panel Metering
- Built-in AC Supply
- Many Advanced Features



SCR500M RPU Receiver

Call or Write for Details



SPECTRUM COMMUNICATIONS CORP.

1055 W. Germantown Pk., Norristown, PA 19403
(215) 631-1710 • Telex: 846-211

Circle (99) on Reply Card

Digital equipment, editing system and teleproduction unit



IPS-100 integrated production system

Grass Valley Group has introduced the following products:

- The Kadenza real time multilayer digital picture processor comprises a control panel and controller connected to a number of video

processor channels, each channel representing one layer of the final composite. Five channels may be controlled at one time, and may be any mix of Kaleidoscope digital effects channels and new switcher channels.

- The DDA-101 digital distribution amplifier has a standard video-present LED to signal that valid digital video is present at the input, eliminating the need to externally monitor input video. A 1-rack-unit tray holds two DAs, and a 2-RU tray holds four DAs.
- The DRS-510 16x8 parallel digital routing switcher with 10-bit capability and signal reclocking can be integrated with the existing 20-TEN family of compact analog video and audio routing switchers. The building block of the router is 16x8, with initial capability for expansion to 16x16.
- The VPE-141 editing system incorporates all computer electronics including drive controllers, memory, processor, I/O ports and XGPI on a single PC board. It features the capability for booting the operating program from battery-backed CMOS memory.
- The IPS-100 integrated production system, a compact, full-capability teleproduction unit, features a system of rapid editor control called JOG PAD. Simply moving a finger along the pad surface controls all tape movement for editing.

Circle (356) on Reply Card

Frame synchronizer


Harris Video Systems has introduced the 634, which features a digital noise-reduction system and RGB circuitry for high-quality picture reproduction. It offers independent chroma and luma noise reduction for improving color and black-and-white picture quality.

Circle (357) on Reply Card

The PRO knows...

Your future is HERE!

Call PROVIDEO today about the "SUPER VHS!"



Panasonic
Industrial Company



PROVIDEO

SYSTEMS AND COMPONENTS FOR THE
PROFESSIONAL VIDEO INDUSTRY
FULL VALUE PLUS FULL SERVICE

PROVIDEO HOTLINE TOLL FREE:

Inside CA: (800) 638-3338

Outside CA: (800) 638-8899

Sacramento: (916) 971-3411

Burbank: (818) 762-9671

Circle (108) on Reply Card

STOP GROUND-LOOP HUM!

VIDEO HUM STOP COIL...HSC 1

Will ELIMINATE HUM and other INTERFERENCE in Video Lines caused by differences in Ground Potential.

- For Color and Black and White.
- FLAT-DC to 6.5 MHz.
- No Low-Freq or Hi-Freq. Roll-off.
- No Differential Phase Distortion.
- No Differential Gain Distortion.
- No Envelope Delay.
- Passive Device - Failure Free-Low Price.
- Small Compact Package 4" x 4" x 2-1/4".

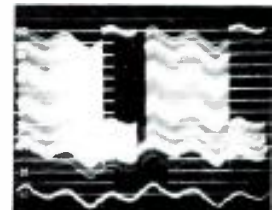
ELIMINATES HUM AND INTERFERENCE:

IN STUDIO

- Between Buildings
- On long runs in Buildings
- Between Studio and Transmitter
- On Incoming Telco circuits
- On Outgoing Telco circuits

IN FIELD

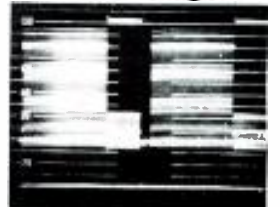
- Betw. Remote Truck and Telco
- Betw. Remote Truck and Microwave
- For Intertruck Hookup
- For VTR Units
- For Monitoring Lines



NEW!



**\$190
F.O.B.
N.Y.**



Available on
10 day free trial

AUDIO-VIDEO ENGINEERING COMPANY
65 Nancy Blvd., Merrick, N.Y. 11566
Tel. (516) 546-4239

Circle (109) on Reply Card

Encoder and CCD camera

Hitachi Denshi America has introduced the following products:

- The Super Encoder improves transmitted TV picture quality by enhancing luminance signal information with four specialized correction circuits. It makes it possible to transmit a picture signal with improved resolution in areas of high-color saturation, in dark portions of the picture and with enhanced overall detail.
- The FP-C2 is a 3-chip CCD camera designed to dock directly to the Betacam component recorder, as well as other recorders using a docking adapter. It features 620 lines of resolution and a 57dB S/N ratio.



FP-C2 CCD camera

Circle (358) on Reply Card

Cameras

Ikegami Electronics (USA) has introduced the following products:

- The HL-791 camera is designed to dock with either Betacam or M-II VCRs for 1-piece camcorder operation.
- The EC-1125 HDTV camera has user-features including a family of fixed focal length lenses and a selection of zoom lenses, mat boxes, major hook and other cine accessories.
- The CCD-770 and HL-379A CCD cameras use a 3-chip design, high-speed prism optics and an electronic shutter.
- The ITC-735 tube design camera incorporates Saticon IV tubes and has a 4-camera CCU.

Circle (359) on Reply Card

Routing switcher and enhancement

Utah Scientific has introduced the following products:

- The DVS-1 digital video routing switcher features a 32x16 matrix in a single-card frame with expansion to 128x128, loop-through inputs, dual outputs and 10-databit signal handling. Redundant power supplies and control cards are available.
- The da Vinci color correct system features enhancements including a joyball control option, a CMX-compatible 8-inch floppy drive option, field-accurate scene detection for tape-to-tape color correcting and several additional internally generated video test signals.

Circle (360) on Reply Card

Hardware and software

Cubicomp has introduced the following products:

- The Render Acceleration Compute Engine (RACE) for its Pic-

Professional SOUND recording & duplicating

SUPPLIES

POLYLINE

- Blank-loaded audio cassettes
- Empty reels and boxes
- Audio cassette boxes and albums

AUDIO TAPE and CASSETTES from

- Agfa
- Ampex
- 3M
- BASF
- FUJI
- Maxell
- TDK

POST-PRODUCTION and MAINTENANCE SUPPLIES

SHIPPED FROM STOCK WITHIN 24 HOURS under normal circumstances

ASK FOR OUR FREE CATALOG

Call Polyline
312 / 298-5300
8:30 am - 5 pm Central Time

Polyline Corp.
1233 Rand Road
Des Plaines, IL 60016

Circle (110) on Reply Card

HIGH ENERGY CORP
CERAMIC RF CAPACITORS

CORNELL-DUBILIER
MICA RF CAPACITORS



FL JENNINGS
VACUUM CAPACITORS
VACUUM RELAYS

SURCOM ASSOCIATES, INC.

2215 Faraday Avenue, Suite A
Carlsbad, California 92008
TEL (619) 438-4420
FAX (619) 438-4759

Circle (111) on Reply Card

tureMaker 3-D computer graphics systems. It enables PictureMaker users to improve their rendering time up to 1,500%. This option allows the system to operate approximately 15 times faster than an 80286-based computer.

- RACE can be added by itself to PictureMaker, or as a part of the PictureMaker Tape Render Station, a fully operational render and output station. With the station, the rendering operation can be off-loaded from the main system, leaving it free for modeling, motion scripting and paint operations.

- Also for PictureMaker, optional paint and animation software includes an enhanced version of True Color Paint, called Version 2.0, and True Color Animation. Version 2.0 enhancements include user-specified grades, transparent masks, soft transparent brushes in a range of shapes and sizes, color key fills and embossing. True Color Animation provides traditional cel-by-cel animation techniques for 2-D images.

- Two PictureMaker systems, the PictureMaker/60 and PictureMaker/50, feature a 24-bit frame buffer and an 80386-based microprocessor. The PictureMaker/60 includes the buffer; CPU with 80387 math coprocessor; and 1.2Mb floppy disk drive and 40Mb hard disk; 3-D modeling, imaging and animation software; True Color Paint and True Color Animation. PictureMaker/50 includes the buffer, CPU and peripherals, 3-D modeling and imaging software and True Color Paint.

- The line of Vertigo V2000 3-D computer graphics systems can do design, production and rendering tasks simultaneously, working together or as stand-alone work stations.

- The V2000 software allows the work to be distributed automatically and transparently among the nine Render Accelerators in the

V1100 expansion render engine. A dedicated parallel processor manager ensures that all processors receive an equal workload.

Circle (361) on Reply Card

Still store, frame store/TBC



The Centaurus digital still store

The Alta Group has introduced the following products:

- The Centaurus, a full-bandwidth digital still store and retrieval system, offers special effects, A/B roll video switching, stereo audio mixing and dual infinite window time base

NOW, FULL SHIFT PERFORMANCE FOR YOUR HAND-HELD RADIO

SUPER ICOM CM-7S

13.2 volts, 900 ma. double the capacity of the ICOM CM-7. 5 watt output for the IC-U2/U16/H16.

SUPER ICOM CM-8S

9.6 volts, 1200 ma. 50% more capacity than the ICOM CM-8. 3.5 watt output for the IC-U2/U16/H16/U12/H12.

Both are base charge only using CM-30, CM-35 or CM-60 chargers, and include overcharge and short circuit protection. CM-7S or CM-8S \$65.00 + \$3.00 shipping.

Call Periphex for all your battery needs. Motorola, GE, RCA, Kenwood, Icom, Johnson, Standard, etc. Also complete inventory of Gel Cells, Sealed Lead Acid, Alkaline and Nicads. All battery packs include a 1 year guarantee.

Call or write for your free catalog. Dealer inquiries invited.




PERIPHEX inc.

149 Palmer Road • Southbury, CT 06488
(800) 634-8132
in CT (203) 264-3985

Circle (100) on Reply Card

The MIA-4x4 & 4x4+ Mic-Pre Systems



Does Benchmark build the worlds finest mic preamps? Many think so! Users include; The BBC, NPR, NBC Radio, ABC Radio, Telarc, Connoisseur Records, NY Digital Recording, The Chicago Symphony, KUSC's L.A. Philharmonic broadcasts and WPIX-TV's Yankee Baseball. Why? 1 dB noise figure, bandwidth > 200 kHz, THD @ 20 kHz (A = 40 dB) = 0.0009%, gain range = -2 to +73 dB, max in = +29 dBu, CMRR @ 2 kHz = 100 dB, @ 10 kHz = 65 dB, outstanding RF immunity, dynamic range >120 dB, all electrolytics paralleled with large film caps and it SOUNDS INCREDIBLE!!! The secret is the ultra low intermodulation distortion. The MIA-4x4 has four channels. The MIA-4x4+ has independent channels, plus a mix to two and stereo headphone amp. The MIA-4x4 is \$1095, the MIA-4x4+ is \$1395. Make recordings and broadcasts of the highest quality - call today!

Benchmark
...the measure of excellence™

Call 1-800-BNCHMRK, in NY 315-452-0400

BENCHMARK MEDIA SYSTEMS, INC.

3817 Brewerton Rd. North Syracuse, NY 13212

Circle (101) on Reply Card

correction/frame. It is designed for Y/C 3.58 component processing, making direct interface with the S-VHS format automatic.

- The Pyxis-E, a dual-channel frame store/TBC with effects, features a full frame of memory in each channel, which provides it with dual independent freeze frame/freeze field capability. The unit offers five stereo audio inputs and the capability for switching, mixing or fading the 2-channel audio signal along with the video.

Circle (362) on Reply Card

TBC, CCD camera, studio recorders, switcher and shipper

Ampex has introduced the following products:

- The TBC-7 extended performance time base corrector features variable speed playback and time/compression/expansion without picture bounce or blur; digital velocity compensation; and elimination of picture shifts caused by non-color-framed edits. It is compatible with the family of Ampex type C studio VTRs plus the VPR-2 and VPR-2B models.
- The CVC-50 3-chip CCD camera features frame-interline transfer CCD sensors and switchable electronic shutter. A switchable dynamic contrast control compresses the highlight signal.
- The CVR-70 studio recorder, CVR-65 studio player with AST tracking and CVR-60 studio player each feature the extended performance Betacam SP video format. Although

compatible with existing Betacam equipment, they can use metal or oxide tape, up to 90-minute cassettes, and have four audio channels when using metal particle tape.

- An 18-input version of the AVC Vista series switcher is designed for off-line editing suites and mobile units. Two linear keyers in the mix effects have full-length independent key switching buses, each capable of luminance, ISO (external), composite chroma and RGB chroma keys.
- Constructed of a high-impact, flame-retardant plastic, the 1"x10½" shipper is designed for 196 1-inch broadcast video mastering tape. The shipper features a built-in turntable.



The TBC-7 time base corrector

Circle (363) on Reply Card

Digital effects enhancements

Digital Services has introduced additional features for its Eclipse optical digital effects system, including modes for twist and curved effects and the page turn and page scroll option.

Circle (364) on Reply Card

Coming 1st Quarter 1988!

Microprocessor TBC Remote Control System

- Control up to 64 different TBC's from up to 64 different panels.
- Digital shaft encoder for data entry
- 8 memories per TBC
- One year warranty
- Competitively priced
- Numerous other features

East Coast Video Systems

ON-LINE... IN-TIME.

178 Casterline Rd., Denville, NJ 07834 (212) 431-7453

Dealer inquiries welcomed. Specifications subject to change.

Circle (82) on Reply Card



Interested in ordering article reprints out of this or another issue?* Reprints can be excellent learning tools for your technical staff and great marketing tools for your sales staff. Call or write Cynthia Sedler at Intertec Publishing Corp., P.O. Box 12901, Overland Park, KS 66212; (913) 888-4664.

* Minimum order 1,000 copies

TBC, frame synchronizer and memory system



FA-740 time base corrector

For-A Corporation of America has introduced the following products:

- The FA-740 parallel effects time base corrector offers full-frame dual-channel capability with independent channel freeze, plus special effects for professional A/B roll editing. It can be operated as two independent TBCs, and handles 3/4-inch U-matic VTRs and 1/2-inch VTRs with or without external sync output.
- The FA-800 Autocor frame synchronizer and full-bandwidth

TBC with automatic level control offers compatibility with the SP format. It also has the capability to handle 1-inch VTRs without sync head.

- The Sirius-100 digital audio memory system combines 16-bit digital recording and hard disk technology, storing commercials, sound effects and related program material on a dedicated hard disk, providing instant random access to any cut or other material. It is an automatic sequencer for radio, and an audio editor for radio, TV and motion picture facilities.

Circle (365) on Reply Card

Work station, distribution and switcher equipment and multirole camera

BTS Broadcast Television Systems has introduced the following products:

- Off-line satellite work stations work with the FGS-4000 or FGS-4500 to off-load modeling and rendering tasks and provide high-resolution output. The work station is a stand-alone system that operates on SUN microsystem hardware and communicates with the FGS over Ethernet.
- The 350 series generation of signal-distribution and switcher equipment handles analog component, HDTV and multiplexed analog component signals. The video distribution amplifier and small switchers (10x1 and 20x1) can handle up to 30MHz with full slew rate. The audio distribution amplifiers, as well as the audio portion of the switchers, can handle

OTARI

Recording Excellence

Equipment problems can ruin production schedules. That's why Otari audio machines are so widely used for news editing, broadcast, and production.

- 1/4" 2-channel half track
- Compact table-top recorder
- Recorder/reproducer
- Extra 1/4 track playback head
- Zero return
- DC-servo capstan
- Variable speed
- Balanced inputs and outputs



CALL

Toll Free 50 States
800-356-5844

OTARI MARK III-2



Wisconsin: 800-362-5445
Consultation: 608-271-1100
Fax: 608-273-6336

6729 Seybold Road • Madison • WI • 53719-1393

Circle (103) on Reply Card

Now Available!

Component Digital Patchfield

- Two rows of six, 25 pin "D" connectors on front and rear of chassis
- Built-in accordance to SMPTE Standard RP-125
- Baked gray enamel front panel with large label area
- Black anodized shielded enclosure
- Two rack units in height
- One year warranty

East Coast Video Systems

ON-LINE... IN-TIME.

178 Casterline Rd., Denville, NJ 07834 (212) 431-7453
Dealer inquiries welcomed. Specifications subject to change.

Circle (89) on Reply Card

January 1988 *Broadcast Engineering* 141

sources including compact disc and digital audio. The rack frame with integrated power bus provides the flexibility to plug in the power supply in any slot. Audio and video power supplies are switch-mode power supplies.

- The LDK 54A multirole camera system works in ENG, EFP (triaux or multicore) modes, as a self-contained battery-powered unit, or in a plug-compatible combination with LDK 6 family of cameras. It also is a complete camera-recording system with full-production facilities.

- The full-definition, anti-aliased, foundry-based fonts for the Vidifont Graphics V/Viditext II integrated graphics system. Complementing these fonts is the downstream keyer offering 16-level interplane keying between internal text and background planes, the GraphicStore Paint and Library system and external or program video. The keyer provides an anti-aliased keying technique that mixes electronically generated graphics with external video.

Circle (366) on Reply Card

Monitoring instrument, enhancement board, software and Super VHS products

Comprehensive Video has introduced the following:

- The Time-Code Sync Monitor takes an NTSC video signal and provides displays on the user's own video screen. It has two additional outputs for display on a TV waveform monitor.
- The Fonts-Plus add-on enhancement board to the company's PC-2 character generator for IBM PC-compatible computers adds the capability for storing and retrieving character



Editing systems software and accessories

fonts directly from disk. The board incorporates Font/Logo Compose software with which the user can create custom fonts. It also increases the board's selection of type styles.

- A series of PC-driven videotape editing systems software and accessories is composed of programs that are fully compatible with one another. The Edit Master cuts-only editing



RACKMOUNT STEREO AUDIO MONITORING ASSEMBLY

<input type="checkbox"/> 1 ea. VU-III Stereo Monitoring Panel	\$240.00
<input type="checkbox"/> 1 ea. MM-1 Self Powered Mikromonitor	\$179.95
<input type="checkbox"/> 1 ea. RM-1 Rack Mount Kit	\$ 75.00
<input type="checkbox"/> 1 ea. XL18MF Interconnect Cable	\$ 19.00
<input type="checkbox"/> Total Regular Price	\$513.95

★ Limited Introductory Package Price

\$ 440.⁰⁰

+ tax and shipping if applicable

MIKROLAB
VIDEO INCORPORATED

4121 Redwood Ave., Suite 215, LOS ANGELES, CALIFORNIA 90066
(213) 308-0120

Circle (83) on Reply Card

Matthey
VIDEO DELAY LINES
914 763 8893
TELEVISION EQUIPMENT ASSOC. INC.

Circle (104) on Reply Card



Don't Lose Your Head!
Check Head Wear On All Video Formats
With Our Head Protrusion Gauge

Other Gauges For VCR Repair...
✓ Dial Torque Gauge ✓ Tape Tension Gauge
✓ Spindle Height Gauge

TENTEL

(800) 538-6894
(408) 379-1881

1506 Dell Ave., Campbell, CA 95008

Circle (86) on Reply Card

ISOLATION WITHOUT DEGRADATION The Best Audio Transformer

- Wide bandwidth
- No overshoot or ringing
- Flat group delay
- Low hysteresis distortion

jensen transformers
INCORPORATED

10735 Burbank Blvd. • North Hollywood, CA 91601
(213) 876-0059

Visitors by appointment only. Closed Fridays

Circle (87) on Reply Card

FREE 44pg Catalog & 80 Audio Video Applic.
PWR SUPP EO 159 PRODUCTS

Stereo Mono Pwr Ampl
PHONO LIC.
TRANS ACM.
TAPE VIDEO. PRESS
LINE. OSC. BOXES
1-in 16-out Video
2-in 18-out Audio
2-in 24-out Audio
4-in 1-out Audio Mixer

Video & Audio Dist Amps
RGB-Sync Dist Amps
Routing Switchers

OPAMP LABS INC (213) 934-3566
1033 N Sycamore Av LOS ANGELES CA, 90038

Circle (84) on Reply Card

PRECISION MAGNETIC TEST TAPES

STL



Standard Tape Laboratory, Inc.
26120 Eden Landing Road #5, Hayward, CA 94545
(415) 786-3546

Circle (85) on Reply Card

Want To Talk
Broadcasting?

GO **SBENET**

ON COMPUSERVE

John Hoffman
Net Administrator
76703, 1036

system works with time code, control track or a combination of both. It features list management capabilities, automatic list cleaning and auto assembly. The Edit Cutter, which also works with control track or time code, has a 900-edit internal edit memory. It allows the user to save edits on disk for transfer to an on-line system. Edit Lister, an edit list management program, is available in version 3.1. It works with existing editing systems or with lists created using Edit Master or Edit Cutter. D-Link is an 8-inch disk-drive option for users of MS-DOS computers. It takes lists created by Edit Master, Edit Cutter or Edit Lister and transfers them to CMX-compatible 8-inch disks. The Time Code Reader Card, an option for Edit Lister, reads time code directly from tape. Users can mark in and out points while viewing footage or editing with a control track editing system.

Circle (367) on Reply Card

Enhancements and work station

Pinnacle Systems has introduced a series of graphics and features for its 2000 and 3000 computerized videographic work stations. Standard features include reflectance mapping, hierarchical animation functions, Boolean functions and field animation.

- The Super V-1000 desktop video work station is SVHS and composite switchable, and will work with U-matic, Betacam and M-II. It produces transparent image quality and can process non-time base-corrected video.

Circle (368) on Reply Card

Video measurement and waveform monitor

Tektronix has introduced the following products:

- The VM700 automatic video measurement set is a video monitoring and measuring instrument that can be used for automatic monitoring, as well as for manual measurements. It makes a prescribed set of measurements, comparing each measurement to limits preset by the operator.

- The 1730 mod high-definition waveform monitor provides the necessary bandwidth to test, evaluate and operate HDTV equipment. It includes HDTV sweep speeds, accepts tri-level sync, 30MHz bandwidth, three channels and parade and overlay displays.



VM 700 video measurement set

Circle (369) on Reply Card



NATIONAL CONVENTION

BROADCAST
engineering
CONFERENCE

Don't miss it:

The third annual SBE National Convention and Broadcast Engineering Conference

Plan now to attend the *working* engineer's convention. View the latest in broadcast equipment from leading manufacturers. Attend technical sessions designed to provide practical answers for the problems faced by broadcast engineers. The 1988 convention will provide more exclusive exhibit hours and

an outstanding line-up of the industry's best technical experts.

The SBE National Convention and **Broadcast Engineering Conference**—the *must-attend* event for this fall.

Denver Convention Complex
Denver September 22-25

Signal generators

Magni Systems has announced the following products:

- The 1510A NTSC test signal generator features stereo audio tone, gen-lock and character ID, as well as additional standard signals for a total of 40, all switch-selectable from the front panel. A field sweep to 6MHz is a standard signal, eliminating the need for a separate instrument.
- The 1510S is a simplified unit offering 16 NTSC signals.
- The 1517 component test signal generator supports RGB formats and CAV formats, including EBU, Betacam, Y/CTCM and Y/CTDM. More than 24 signals are available from 16 front-panel buttons.
- The 4030 videographics system consists of two plug-in cards for an IBM or compatible PC. The advanced graphics coprocessor lends drawing speeds of up to 60 million pixels per second and a 16.7 million total color palette to a wide range of PC graphics software packages. The gen-lock/encoder card encodes the RGB output to NTSC or PAL standards, fully gen-locking the PC graphics internally or to a reference input.



The 1510A NTSC test signal generator
Circle (370) on Reply Card

Graphics systems

Microtime has introduced the following products:

- The Ani-Maker and Image-Maker are full-featured systems for production and post-production in television, print and slide graphics. The Ani-Maker is a complete work station for the creation and animation of 3-D models. Integrated paint is standard to allow creation or modification of images.
- The Image-Maker has all the features of the Ani-Maker and adds an off-line rendering station to increase the system productivity. A local area network is used to interconnect the CPUs.

Circle (371) on Reply Card

Electronic editing system

Montage Group has introduced the Montage Picture Processor System II, which features increased flexibility in film-edge number recognition. Also, worktape functions have been improved to speed up the process of building and recording workprint, and software has been developed to support hardware configurations. The system is fully compatible with existing Montage processors.

Circle (372) on Reply Card


Work stations, machine control system and videocassettes

3M has introduced the following products:

- The Silver videographic work station provides layout functions, a video special effects generator, text generator, paint system still store and VCR controller. The expandable system offers real time video digitization in 65,000 colors.
- The Specter 3-D modeling and animation work station interfaces with a complete video input and output system. The integrated sys-

tem is designed to bring greater productivity to the creation of animated graphics for NTSC and PAL video applications.

- The ESubs broadcast control system provides control of serial or parallel machines.
- The MM series M-II master broadcast metal particle videocassettes, designed for operation with M-II-format equipment developed by Matsushita, are available in 20-minute small shells, and 10-, 30-, 60- and 90-minute in the large shells. Dustproof, book-style album cases are available for the 1/2-inch videocassettes.
- The PB series Betacam SP master broadcast videocassettes, designed for equipment developed by Sony, are offered in 5-, 20- and 30-minute lengths in standard-size Betacam cassettes, as well as 60- and 90-minute versions in a large shell.



The PB series Betacam SP videocassettes
Circle (373) on Reply Card

Digital video system

Digital F/X has introduced the DF/X 200 digital video production system, which features real time 3-D digital effects, high-resolution type font generation and 2-D paint tools in a single, integrated unit. Its architecture offers universal input-output transcoding to accommodate the various analog and digital video formats.



Circle (374) on Reply Card

Paint systems and color graphics system

Quanta has introduced the following products:

- The Quantapaint 32 paint system software offers a combination of painting, drawing and special effects functions, selectable from

the graphics tablet. It features 14 drawing tools.

• The QVP-100 and QVP-200 are PC-based paint systems. The QVP-100 allows users to transform their IBM XT-compatible PCs into full-featured paint systems, while the QVP-200 offers the same capabilities in a stand-alone configuration.

• The Artista system is a full-color graphics system that provides paint, 3-D modeling and animation capabilities. It features a flash digitizer, user-definable brush types and 16.7 million colors.

Circle (375) on Reply Card

IFB system

Alpha Video & Electronics has introduced the News Connection IFB system, which allows reporters to page a director from any remote location and achieve confidential, handset-to-handset communications. It also provides director access to as many as five separate lines simultaneously with program audio cues to one or all locations.

Circle (376) on Reply Card

Character generator and color encoder

Laird Telemedia has introduced the following products:

• The 1450 character generator features 35ns resolution, 65,000 simultaneously displayable colors, six resident fonts, 100 pages of internal memory, built-in NTSC color encoder (encoded or RGB outputs), chassis and keyboard. Standard character enhancements include italics at one of seven angles, edging with full edge, outline, four quadrants of drop shadow and eight intensity levels.

• The 1032 NTSC color encoder incorporates a single-chip encoder




1450 character generator

that modulates on the R-Y, B-Y axis. It converts component RGB video to composite NTSC video, producing a signal consisting of sync, color burst, chroma and luminance information.

Circle (377) on Reply Card

PC-link option

Videomedia has introduced the PC-LINK option for the MICKEY



(Time Code on top, User Bits on bottom)

Character/data display.

- 4 selectable heights.
- White characters on semi-transparent black background or reverse.
- Identifies Drop Frame, Color Frame, Video Field and tape direction.

Update your 1/2" and 3/4" VCRs. You'll save time and money for off-line editing and dubs.

TCR-112 LTC Reader/Inserter opens up the picture window.

TCR-112 adds performance and cost advantages to VCRs (JVC, Panasonic, Sony 5000 and 800 Series, etc.) by inserting Time and User Bits into video.

Everything in one small package:

- Powerful Character Inserter simultaneously displays true "on time" Code and User Bits in video.
- Displayed data is independently controlled and positioned over entire raster.
- Reshapes LTC code output... essential for dubbing.
- EPROMs for future software enhancements.

skotel

Skotel Corporation, 1445 Boul. Provencher
Brossard, Que., Canada J4W 1Z3 (514) 465-8990
In U.S. 1-800-361-4999 FAX: 514-465-0071


Circle (105) on Reply Card

Reconfirm your involvement in the broadcast industry!
Renew your subscription today.


JACK NOISE.

**You don't need it.
— We don't make it!**

No one needs jack noise, and when you specify Mosses & Mitchell jack sockets and jackfields you won't get it. What you will get is immediate noise free operation every time, plus secure plug retention and long term reliability. Talk to Penny & Giles about the world's most advanced jack sockets and jackfields. If you value performance don't settle for anything less.



- noise free operation every time
- secure plug retention
- self cleaning action
- palladium contacts
- audio and video jackfields
- audio jack sockets



Penny+Giles

Penny & Giles Inc
2716 Ocean Park Boulevard #1005
Santa Monica California 90405
Tel: (213) 393 0014 Telex: 858866
Fax: (213) 450 9860


Circle (79) on Reply Card

series of editing systems. It allows the user real time bidirectional communications with any IBM AT or XT series compatible computers. The user can store and retrieve edit decision lists of up to 999 events to and from the computer's floppy or hard disk system.

Circle (378) on Reply Card

Digital slide scanner

Rank Cintel has introduced the ADS-80, which is capable of direct on-air broadcast or transfer to digital still store. It provides high-resolution CCD scanning of 35mm slides with a 2,048 pixel CCD line array.



Circle (379) on Reply Card

Serial control unit

Timeline's Lynx System Supervisor provides an interface for devices with differing serial communications protocol, as well as providing control of tape machines and sprocketed transports through Lynx time-code modules and Lynx film modules. The hardware design provides multiple serial communications ports whose function and protocol will be defined by the system's software.

Circle (380) on Reply Card

Digital sync generator

Videotek has introduced the VSG-201, with long-term stability of less than 5Hz per year. It may be used as a master sync generator or gen-locked to another reference.



Circle (381) on Reply Card

Keyboard

Nagra Magnetic Recorders has introduced a keyboard for the T-Audio time-code post-production recorder. All shift key functions

on the keyboard were replaced with separate dedicated keys. A numeric keypad also has been added. The T-Audio displays more information permanently.

Circle (382) on Reply Card

Camera mover system

Interactive Motion Control has introduced the Nodal-Point camera mover system for film or video. The optional periscope package allows the user to get a close-up or wide-angle perspective. The package includes wide-angle lenses down to 1.9mm.



Circle (383) on Reply Card

Switchers

Intergroup Video Systems has announced the 9600 series of video production switchers with REFEX and M4 keying system (REFEX: reprogrammable effects; M4: multi-element, multiplane, multilevel, memory key). Versions available are the 9616-1, 16-input and 1 mix/effects; the 9616-2, 16-input and 2 mix/effects; the 9624-1, 24-input and 1 mix/effects; and the 9624-2, 24-input and 2 mix/effects.

Circle (384) on Reply Card

Hardware, software

ColorGraphics Systems has introduced the following enhancements to the ArtStar 3D Plus videographics system:

- The DVM-100 real time digital mixer hardware option provides real time animation techniques with artist-generated stencils controlling the mix. Animation capabilities include dissolves between two 24-bit, full-color images; animation of

Perfect Timing

MASTER CLOCK SYSTEMS



MASTER CLOCK SYSTEMS

If seeing the same time on all your clocks is important, select **ES 192E-Line** frequency timebase, for only \$376.

If a guaranteed accuracy of three seconds per month is what you want, choose **ES 160** — \$1250.

How about one second per month? **ES 160/1** — \$1450.

Or National Bureau of Standards accuracy! **ES 199** is synchronized to Radio Station WWV to provide a Master with unquestioned accuracy. \$1687 with receiver and antenna.

ESE Master Clock Systems are simple to install. All Masters have a Serial Time Code output, able to drive twenty slave displays without buffering. Slaves range in size from .4" LED to 2" LED displays, priced from \$183 to \$520.

IF YOU ALREADY HAVE A SYSTEM AND WANT TO EXPAND IT, get the **ES 167B** Serial Time Code Generator (\$169), then add any number of our low cost slaves.

Many, many options and accessories are available. Ask us about them. Our brochure tells the whole story, but not for long. We keep adding new products.



Write, Wire or Call: (213) 322-2136
142 SIERRA STREET • EL SEGUNDO, CALIFORNIA 90245

Circle (115) on Reply Card

January 1988 *Broadcast Engineering* 147

MOTORISED FADERS – THE WAY AHEAD

Penny & Giles motorised faders – the way ahead for the new generation of manual and automated mixing consoles. Just part of Penny & Giles' comprehensive range of audio and video controllers.



- rapid response to commands
- sensitive manual control
- digital, VCA or analogue compatible
- update signalling incorporated
- positioning repeatability 0.5mm



For further information and technical data contact us on (213) 393 0014

Penny+Giles

Penny & Giles Inc
2716 Ocean Park Boulevard #1005
Santa Monica California 90405 USA
Tel: (213) 393 0014 Telex: 858866
Fax: (213) 450 9860

Penny & Giles audio and video controllers are renowned for high quality and reliability. Join the world's leading broadcasting and recording organisations – don't settle for anything less.

the full-color layers: transparent, color-cycled movie capability; and undo editing capability in the paint program.

- Auto-Trace, a software feature, enables the artist to draw or input 3-D graphics with a camera and automatically convert them to a 3-D model. The model can then be used with the system's paint or 3-D animation programs.

Circle (385) on Reply Card

Videographics enhancements

Aurora Systems has introduced the following products:

- The AU/280 videographics system features software and hardware enhancements that include real time animation, optional 3-D modeling features and a 340Mb hard disk. Other features include: color-cycle animation capability, a preview for the 3-D modeling program, timeline-based animation editing, an automatic storyboard feature, flexible tiling and texture fill and picture browse capability.
- The AU/75 videographics system offers an interface to the Accuweather meteorological data service. It automatically connects the system via modem to a number of weather and sports data service computers, extracts specified information, and formats it graphically on the screen.
- The AU/220 full-color videographics system offers an optional real time frame-grab capability. It also is compatible with PAL and SECAM international TV standards. The frame-grab feature allows an artist to capture full-color images from broadcast sources, including video cameras and rolling tape.

Circle (386) on Reply Card

Broadcast videocassettes

Eastman Kodak has introduced the ESP-750 ¾-inch videocassettes designed for use with U-matic SP videocassette recorders. These videocassettes are compatible with existing U-matic video recorders. They feature an advanced magnetic dispersion with the high coercivity needed to handle the U-matic SP's higher FM carrier frequency.

Circle (387) on Reply Card

Super VHS products

Crosspoint Latch has introduced the 8200C post-production switcher combined with two full-bandwidth Y-C TBCs, gen-lockable sync generator, audio mixer and digital effects. The combination allows the user to maintain the 400-line quality of Super VHS through the 8200C system with other peripheral equipment. The 8200B is available for users considering expanding to Super VHS, but currently operating in the composite format.

Circle (388) on Reply Card

Disk drive standard

CMX has incorporated the 3½-inch disk drives as standard hardware for its line of large-scale editing systems, including the CMX 6000 laserdisc-based editor. The drive is standard in the 330, 3100 and 3600 systems, and will be included in addition to the 8-inch disk drives in the 3400 and 3400A systems at no added cost. A retrofit kit is available for existing LSI-based systems.

Circle (389) on Reply Card

Circle (50) on Reply Card

Professional services

VIR JAMES P.C.
CONSULTING ENGINEERS
Applications and Field Engineering
Computerized Frequency Surveys
3137 W. Kentucky Ave. - 80219
(303) 937-1900
DENVER, COLORADO
Member AFCCE & NAB

International Map Service
PO Box 19037 Denver, Colorado 80219

1-800-426-TOPO (8676)

Topographic Aviation
Geological BLM Surface

EVANS ASSOCIATES
CONSULTING TELECOMMUNICATIONS ENGINEERS
AM-FM-TV-CATV-ITFS-LPTV SATELLITE
216 N. Green Bay Road
Thiensville, Wisconsin 53092
Phone: (414) 242-6000 Member AFCCE

FCC ON-LINE DATABASE
dataworld[®]
Allocation Terrain Studies
AM • FM • TV • PT • ITFS
P.O. Box 30730
Brimfield, MA 01024
(301) 652-8822 • 800-368-5754

D. L. MARKLEY
& Associates, Inc.
CONSULTING ENGINEERS
2401 West Moss Ave.
Peoria, Illinois 61604
(309) 673-7511
Member AFCCE

CHIPS DAVIS
LEDE DESIGNS, INC.
**Acoustics for Stereo
Facility Design
Consultation**
(415) 459-2888

TEKNIMAX
TELECOMMUNICATIONS

DENNIS R. CIAPRA
PRESIDENT

11585 FORESTVIEW LN
SAN DIEGO, CA 92131 (619) 695-2429

SMITH and POWSTENKO
Broadcasting and Telecommunications
Consultants
2033 M Street N.W., Suite 600
Washington, D. C. 20036
(202) 293-7742

BLAIR BENSON
Engineering Consultant
TV Systems Design and Operation
23 Park Lane
Norwalk, CT 06854
203-838-9049

Buying Service For Broadcasters
Our Buying Power Will Save
Your Company Significant Dollars
22 Years Broadcast Equipment Purchasing Expertise
(212) 541-6611
BUYGROUP LIMITED
1775 Broadway, NY, NY 10019

JOHN H. BATTISON PE.
CONSULTING BROADCAST ENGINEER,
FCC APPLICATIONS AM, FM, TV, LPTV
Antenna Design, Proofs, Fieldwork
890 Clubview Blvd. North
Columbus, Ohio 43085
614/888-3364

Robert J. Nissen
THE NISSEN GROUP, INC.
Communications Technology Consultants
32 Ridge Drive • Port Washington, New York 11050
(516) 944-5477

dataworld
• Radio and Television System Design
• Transmitter and Studio Installation
• Microwave and Satellite
Engineering and Installation
12 North Willow St
Montclair, NJ 07642
201-746-9307

**MAILING LABELS
AM, FM & TV
CALL
dataworld**[®]
1-800-368-5754

ERIC NEIL ANGEVINE, P.E.
consultant in acoustics
specializing in broadcast studio acoustics
910 Lakeridge Drive Stillwater, OK 74075
405-624-6043 405-372-3949

ATT: CHIEF ENGINEERS
broadcast video maintenance
LUNAR VIDEO LTD.
FAST TURNAROUND ON ENG. EFF. EDIT
SYSTEMS, MONITORS, TEST EQUIP. SONY, JVC,
PANASONIC, TEKTRONIX - UPS & AIR FREIGHT
PUEBLA DAILY
CALL COLLECT
138 E. 28th St, NYC (212) 686-4802

Consultation Services
Lightning • Power Conditioning • Grounding
Over 40 years Experience, work guaranteed

R. Carpenter
Lightning Eliminators and Consultants
1407 Lakeland Rd. Santa Fe Springs, CA 90701
(714) 946-0906 • TWX 910 506 1361

PATCHPRINTS Video Tie Lines
In 1 2 Aux 1 2 Mon A B
Custom Patch Bay Labeling for the Audio/Video Industries
By
PATCH BAY DESIGNATION COMPANY
Div. of Glendale Rubber Stamp & Printing Co. Inc.
CHARLIE SCHUFER
P.O. Box 6278, Glendale, CA 91205
4742 San Fernando Road
Glendale, CA 91204 Telephone (818) 241-5585

Zoomlens Service
• We rebuild your ENG EFF and Studio Video
Zoomlenses to factory specs Any make and model.
• Fast turnaround.
• We refurbish Battery packs and chargers as well
Media Optical Services Frank Loos
10880 N.E. 6th Ave. (305) 751-0880 office
Miami, FL 33161 (305) 685-0123 eves.

**UNUSED
CALL LETTERS
CALL
dataworld**[®]
1-800-368-5754

**TOWER DESIGN AND
FABRICATION, INC.**
TOWERS, ANTENNAS, STRUCTURES
New Tall Towers, Existing Towers
Studies, Analysis, Design Modifications,
Inspections, Erection, Etc.
Rt. 1, Box 33AA,
Sturgeon, MO 65284 (314) 687-3932

PROMOTE YOUR SERVICES
and increase business
for as low as \$55 per insertion.
Call 913/888-4664.

YOUR CARD HERE
reaches 88,528 prospects
for as low as \$55 per insertion.
Call 913/888-4664.

MAILING LABELS AM, FM & TV
• Personalized to Manager, Engineer
or Program Director.
• Pre-sorted by Zip Code
• Market selection.
• Accurate.
• \$40.00 per 1,000
StationBase
P.O. Box 24092
Phoenix, AZ 85282
(206) 385-3029 or (602) 899-8916

Professional services



Microwave Systems

Rental/Lease/Sell
RF Consulting Inc.
Emmy award staff

LPL

COMMUNICATIONS INC.

(212) 262-2880
114 East 28th Street, Suite 601
New York, New York 10016

Engineering Consultant

- Video Systems Design
- Computer Graphics
- Automation
- Editing
- Production

Gene De Santis
181 Long Hill Rd.
Little Falls, NJ 07424
201-256-8141

BROADCASTING CONSULTANTS AND ENGINEERS

- FCC Applications and Field Engineering
- Frequency Searches and Coordination
- Tower Erection and Maintenance
- Facility Design and Construction

Contact:

KENNETH W. HOEHN
23400 Michigan Avenue
Dearborn, MI 48124

Telatech Inc.
(313) 562-6873

Classified

Advertising rates in Classified Section are \$1.50 per word, each insertion, and must be accompanied by payment to insure publication.

Each initial or abbreviation counts a full word. Minimum classified charge, \$35.00.

For ads on which replies are sent to us for forwarding (blind ads), there is an additional charge of \$40.00 per insertion, to cover department number, processing of replies, and mailing costs.

Classified columns are not open to advertising of any products regularly produced by manufacturers unless used and no longer owned by the manufacturer or distributor.

TRAINING

FCC GENERAL RADIOTELEPHONE operators license through cassette recorded lessons at home plus one week seminar in Boston, Washington, Detroit or Philadelphia. Our twentieth year teaching FCC license courses. Bob Johnson Radio License Preparation, 1201 Ninth, Manhattan Beach, Calif. 90266. Telephone (213) 379-4461. 8-81-tfn

SERVICES

ONE STOP FOR ALL YOUR PROFESSIONAL AUDIO REQUIREMENTS. Bottom line oriented. F.T.C. Brewer Company, P.O. Box 8057, Pensacola, Florida 32506. 7-71-tf

TRANSMITTER TUBE REBUILDING SINCE 1941: 3Cx2500, 4Cx5000, 4Cx15000 and many others. Write for details. FREELAND PRODUCTS INC., Rt. 7, Box 628, Covington, LA 70433. (504) 893-1243 or (800) 624-7626. 6-79-tfn

Use BE classified ads

FOR SALE

COPPER! #8 & #10 ground radials; 2, 3, 4, 6, 8" strap; flyscreen; ground screen. 317-962-8596. Ask for copper sales. 11-87-61

EQUIPMENT FOR SALE OR BARTER Bosch Fernseh KCK/Triax and KCU Studio Cameras with tripods, pan heads, Angenieux and Schneider lenses. 3M Encoders, etc. Also CDL-VSP 850 Production Switcher. Call Roger at (201) 569-9567 or (212) 753-6024. 01-88-11

GRASS VALLEY 1600-1A SWITCHER One M/E, ten inputs, recently removed from editing room. Asking \$6000 or best offer. Steve Beuret, Videosmith Inc. 215-665-3690. 01-88-11

RNI SURPLUS ELECTRONICS. Broadcast, Military Audio, great prices. We buy used equipment. Clean out your basement now! Call 914-423-0049. 70 Saratoga Ave., Yonkers, N.Y. 10705. 01-88-11

RCA TP 66 -- Two available, low hours (359 and 637 hrs), optical/magnetic sound, \$2,800 each, TP7 Slide Chain with TP55 Multiplexer, \$2,500. Also TP27 Camera, make offer. Sony VO2800 U-Matic Videorecorder, \$850; Sony VO1600, \$450. Diversified, 7913 Yarnwood Court, Springfield, VA 22153 (703) 451-1994. 01-88-11

DYNAIR SYSTEM 21 ROUTING SWITCHER. Frames, Modules, Power Supplies, Controllers, Cables. Wired 100 by 90 Video, stuffed 50 by 60, wired 200 by 50 Audio, stuffed 70 by 50. Will piece out or divide. Call for complete list and details. Steve McNeal, 817-267-4211 or 267-4717. 01-88-11

ISI 904 SWITCHER (9 input) \$5,000, ADDA AC20A TBC (dual control) \$8,000. Videotek wave-form monitor \$1,192.00, Quantafont XC700 CG machine \$4,858, Sony RM555 editor \$990, Sigma proc-amp., sync. generator, & pulse DA \$1,700. 505-885-1248. 01-88-11

RCA PARTS: New Factory surplus parts for RCA TK28/29, TK47, CCD-1, G-LINE, and more. Includes prisms, filter wheels, VCXO's and other major assemblies. Call TVS at (609) 435-6778 for 12 page list, sorted by drawing no. 01-88-11

RCA TTU 110C UHF TRANSMITTER -- tuned to Channel 25 in excellent condition. Available April 1988. Out of service due to channel change. Complete with efficiency options. 5 years old. Call Chief Engineer at (304) 757-8823. 12-87-21

RCA TFU 28DAS -- Peanut pattern antenna tuned to Channel 23. Excellent condition. Out of service due to channel change. Will produce 5000KW with 110KW Transmitter. Call Chief Engineer at (304) 757-8823. 12-87-21

WANTED TO BUY

HIGHEST PRICES for 112 Phase Monitors, vacuum capacitors and clean, one kw or greater powered AM and FM Transmitters. All duty and transportation paid. Surplus Equipment Sales, 2 Throncliffe Park Dr., Unit 28, Toronto, Canada M4H 1H2, 416-421-5631. 3-86-tfn

HELP WANTED

WE PLACE ENGINEERS

ALL CATEGORIES FOR TV, PRODUCTION, VIDEO, CATV (EXCLUDING OPERATORS)

America's Leading Source for a Decade

TV STATIONS PRODUCTION FACILITIES, CORP. TV MFG., CATV

For information phone or write Mark Kornish



key systems

479 Northampton Street
Kingston, PA 18704

Employer
Paid Fees

(717) 283-1041

CHIEF ENGINEER needed for Miami Christian UHF Station. Strong on transmitters. Contact Ben Miller, Vice President, Engineering, Trinity Broadcasting Network, 714-665-2145, E.O.E. 11-87-41

MAINTENANCE ENGINEER: for NBC affiliate. Need technician with experience in RCA VHF transmitters, Ampex Quads, VPR-2's, and Sony ENG equipment. Send resume, references and salary history to: KJAC, P.O. Box 3257, Port Arthur, TX 77643. Attention: Chief Engineer, EOE. 12-87-21

WASHINGTON, D.C. AREA: Microwave System Chief Engineer. Large TV microwave interconnect system with over 14 transmitters, 2 GHz to 23 GHz, serving Washington and Northern Virginia seeks full-time Chief Engineer. Duties range from system design to system maintenance for both AML and FM microwave transmitters. System is analog television, no digital, no data at this time. Salary is competitive. Send letter and resume to: Michael Kelley, Executive Director, The Capitol Connection, 4400 University Drive, Fairfax, Virginia, 22030. An Equal Opportunity Employer. 01-88-11

DIRECTOR, ENGINEERING SERVICES. National Captioning Institute, a broadcast related company providing closed-captioned TV services for the hearing impaired, has a new opportunity available in Falls Church, VA. The Director will be maintaining technical quality standards and providing liaison support with both broadcasting and production entities. Staffing, budgeting and training responsibilities as well as long range planning and development of technical and operational facilities. Requires broadcast experience with 3-5 years hardware and software design in computer terminal, visual display and data recording technology. B.S. in electrical engineering, computer science or equivalent. NCI offers a competitive salary and outstanding benefits package. Send resumes WITH salary history to Personnel Department, NCI, 5203 Leesburg Pike, 15th Floor, Falls Church, VA, 22041. EOE/AA. 01-88-11

TELEVISION MAINTENANCE ENGINEER: Strong Sony tape background required. Send resume to Personnel, KPTV, PO Box 3401, Portland, Oregon 97208. EEO Employer. 01-88-11

VIDEO ENGINEER -- Immediate opening for maintenance engineer in Ohio video post production facility. Successful applicant will have component level maintenance experience in 1" tape and digital effects systems. CMX and Grass Valley 300 experience a plus. Job responsibility will include maintenance of all equip, and performance verification of plant. Minimum 3 years in broadcast or equivalent industrial television environment. Plant modification and new installation experience helpful. Send resume to Chief Engineer, Spectrum Video 688B Alpha Drive, Cleveland, Ohio 44143. 01-88-11

VIDEOTAPE EDITOR Full service post-production company seeks full time post editor for CMX 3600, ADO, A-62, VPR-3, on-line and off-line. Computer graphics experience helpful. Resume to: Scene Three, 1813 Eighth Avenue South, Nashville, TN 37203. Attn: Joe Askins. (615) 385-2820. 01-88-11

MAINTENANCE SUPERVISOR: New England TV Station seeks individual with maintenance experience on Sony 1/4. RCA Quad and related studio equipment. Must have solid broadcasting background. Send resume to Broadcast Engineering, P.O. Box 12901, Dept. 692, Overland Park, Kansas 66212. EOE. 1-88-11

KRIV-TV, FOX TELEVISION is seeking a qualified Maintenance Engineer. Requirements include a minimum of 5 years television maintenance experience. Applicant will be responsible for the setup and maintenance of all technical equipment associated with the station. Primary area of responsibility are 1 inch videotape maintenance and as an alternate to our primary transmitter engineer. Must have held FCC License or be SBE certified. Have background in both digital and analog electronics. Qualified applicants send resume to KRIV-TV, P.O. Box 22810, Houston, Texas 77227 Attn: Engineering Dept. No phone calls. E.O.E. 01-88-11

HELP WANTED (CONT.)

ASSISTANT ITV ENGINEER Minimum of five years experience in maintenance repair of broadcast type equipment. Hold a valid Radio Telephone license. SBE certification desirable. Salary \$2500-\$3038 monthly. Anaheim City School District, 890 S. Olive, Anaheim, CA 92805 - Tel. (714) 535-6001. Ext. 250. 01-88-11

MAINTENANCE ENGINEER: Florence, South Carolina. Progressive Company, excellent benefits. Three years minimum TV studio maintenance experience required. Extensive background in RCA Quads (especially TCR-100), Sony ENG systems and general digital systems servicing a necessity. Send resume to: WPDE-TV, Personnel Department, P.O. Box F-15, Florence, SC 29501. 01-88-11

STUDIO/TRANSMITTER ENGINEER wanted for maintenance and repair in medium market. Good exposure to all facets of radio engineering. General License. 1-2 years broadcast experience, familiarity with IC technology desired. Nice, inexpensive area to live. Send resume to Jim Lies, C.E., WYEZ & WTRC, 237 Edison Road, Mishawaka, IN 46545. EOE M/F 01-88-11

**Want To Talk
Broadcasting?**

**GO BPFORUM
ON COMPUSERVE**

**John Hoffman
Net Administrator
76703, 1036**



VIDEO ENGINEERING TECHNICIANS

The Defense Intelligence Agency is seeking two experienced Video Engineering Technicians to maintain broadcast-quality video equipment including: 1 inch, Beta and 3/4 inch recorders; Ampex switcher, ADO, and edit controller; compressed video links; off-line editor; off-satellite recording system, and wideband system. Duties of these positions include: upgrading system components, installing new units, maintaining production, post-production, and presentation equipment, and providing engineering support to the Video Operations.

Salary commensurate with experience. Positions are located at Bolling Air Force Base, Washington, D.C. Civil service status is not required. DIA is an equal opportunity employer. All applicants must be U.S. citizens and are subject to a thorough background inquiry. Please send your Personal Qualifications Statement, SF-171, or resume including salary history to: DEFENSE INTELLIGENCE AGENCY, Civilian Staffing Operations Division, RHR-2, Dept. CB, Washington, D.C. 20301-6111.



Advertising sales offices

CHICAGO, ILLINOIS

Tom Nilsen
Telephone: (312) 435-2161
Telefax: (312) 922-1408
55 East Jackson
Ste. 1100
Chicago, IL 60601

NEW YORK, NEW YORK

Diane Gotthel-Klusner
Telephone: (212) 702-3404
Telefax: (212) 702-7802
David W. Frankel
Telephone: (212) 702-3405
Telefax: (212) 702-7802
866 Third Ave.
New York, NY 10022

SANTA MONICA, CALIFORNIA

Herbert A. Schiff
Telephone: (213) 393-9285
Telefax: 213/393-2381
Jason Perlman
Telephone: (213) 458-9987
Telefax: 213/393-2381
Chris Woodbury-Leonard
Telephone: (213) 451-8695
Telefax: 213/393-2381
Schiff & Associates
501 Santa Monica Blvd., Ste. 504
Santa Monica, CA 90401

LONDON, ENGLAND

Nicholas McGeachan
Intertec Publishing Corp.
Roseleigh House
New Street
Deddington
Oxford OX5 4SP
England
Telephone: (0869) 38794
Telefax: (0869) 38040
Telex: 837469 BES G

TOKYO, JAPAN

Haruki Hirayama
EMS, Inc.
Sagami Bldg. 4-2-21, Shinjuku
Shinjuku-ku, Tokyo 160, Japan
Telephone: (03) 350-5666
Cable: EMSINCPERIOD
Telex: 2322520 EMSINCJ

NORWOOD, AUSTRALIA

Hastwell, Williamson, Rouse Pty Ltd.
P.O. Box 419
Norwood 5067, Australia
Telephone: 332-3322
Telex: AA87113

Chief Broadcast Engineer

Chief Broadcast Engineer needed for new, state-of-the-art video production facility in highly desirable NH location. This unique opportunity requires someone experienced in RF and satellite-uplink technologies, Sony 1" recorders, computer-assisted editing systems, GVG 200 or comparable switcher, 16-track audio recording equipment, DVE and paint systems, Ikegami cameras and related test equipment. Ideal candidate will have an FCC General Class License, at least 3-5 years experience as a broadcast engineer, and a willingness to provide total engineering support and leadership for our innovative organization. **NO OPERATORS, PLEASE.** Send complete resume and references to:


Broadcast Engineering
P.O. Box 12901
Dept. 691
Overland Park, KS 66212-0902

**Want more information on
advertised products? Use the
Reader Service Card.**

01-88-11

	Page Number	Reader Service Number	Advertiser Hotline		Page Number	Reader Service Number	Advertiser Hotline
Abekas Video Systems	37	25	415/571-1711	McCurdy Radio Industries	56	33	416/751-6262
Alpha Audio	120	122	804/358-3852	MCL, Inc.	115	76	312/759-9500
Alta Group Inc.	96	61	408/297-2582	Midwest Communications Corp.	1	3	800/543-1584
Amber Electro Design Inc.	109	72	514/735-4105	Mikrolab	142	83	213/306-0120
Amek Systems and Controls Ltd.	131	106	818/508-9788	NEC Corp.	117	77	800/323-6656
Ampex Corp. (AVSD)	48-49	31	415/367-2911	Neve, Inc.	81	53	203/744-6230
Ampex Corp. (MTD)	55	36	415/367-2911	Odetics, Inc.	103	68	800/243-2001
Anton/Bauer Inc.	59	39	203/929-1100	Opamp Labs Inc.	142	84	213/934-3566
Arrakis Systems, Inc.	21	13	303/224-2248	Orban Associates Inc.	7	7	800/227-4498
Audio Technologies Inc.	62	41	215/443-0330	Orban Associates Inc.	17	11	800/227-4498
Audio-Technica U.S., Inc.	110-111	73	215/443-0330	Otari Corp.	15	10	415/592-8311
Audio-Video Engineering Co.	137	109	516/546-4239	Otari Corp.	95	62	415/592-8311
Auditronics, Inc.	69	49	901/362-1350	Paco Electronics	102	65	213/747-6540
Basys	82-83	54	800/847-0653	Paltex Inc.	113	75	714/838-8833
Benchmark Media Systems	139	101	315/452-0400	Panasonic Broadcast Systems Co.	89,91	59	201/348-7336
Broadcast Video Systems Ltd.	136	98	416/764-1584	Panasonic Industrial Div.	65-67	44	201/348-7620
Bruel and Kjaer	47	93	617/481-7000	Penny & Giles Inc.	146	79	213/393-0014
Camera Mart, Inc.	92	58	212/757-6977	Penny & Giles Inc.	148	50	213/393-0014
Centro Corp.	27	15	619/560-1578	Periphex Inc.	139	100	800/634-8132
Centro Corp.	53	34	619/560-1578	Polyline Corp.	138	110	312/297-0955
Cetec Vega	107	71	818/442-0782	Pro Video	137	108	916/971-3411
Christie Electric Corp.	93	60	213/320-0808	QEI	105	69	800/334-9154
Cipher Digital, Inc.	28	16	301/695-0200	Ramsa/Panasonic	85	55	714/895-7277
Circuit Research Labs, Inc.	13		800/535-7648	Rank Cintel	128-A-128-D	120	312/297-7720
Clear-Com Intercom Systems	64	42	415/861-6666	ROH	78	88	800/262-4671
Comrex Corp.	52	37	617/443-8811	Rohde & Schwarz Sales Co. (USA) Inc.	29	17	301/459-8800
Continental Electronics, Div of Varian	61	40	214/381-7161	RTS Systems, Inc.	40	24	818/843-7022
Datatek, Inc.	45	29	201/654-8100	Sachtler Corp. or America	39	23	516/867-4900
Di-Tech Inc.	IBC	2	516/667-6300	Shure Brothers Inc.	11	9	312/866-2553
DKW Systems Inc.	120	123	403/426-1551	Shure Brothers Inc.	84	92	312/866-2553
East Coast Video Systems	140	82	212/431-7453	Siemens-Neve	81	53	203/744-6230
East Coast Video Systems	141	89	212/431-7453	Skotel Corp.	145	105	514/465-8990
Eastman Kodak Co.	77	51	212/930-7500	Sony Corp. of America (AV Pro Audio)	123	81	800/662-SONY
ESE	147	115	914/592-6050	Sony Corp. of America (Broadcast)	24-25	14	800/662-SONY
Express Tower Co.	121	80	918/479-6484	Sony, Pro Mavica	97	63	800/222-0878
For-A Corp of America	133	121	617/244-3223	Spectrum Communications	136	99	215/631-1710
Frezzolini Electronics Inc.	64	43	201/427-1160	Standard Communications	75	45	800/243-1357
Fuji Photo Film	86-87	56	800/526-9030	Standard Tape Laboratory, Inc.	142	85	415/786-3546
Fujinon Inc.	57	38	914/472-9800	Studer Revox America Inc.	106	70	615/254-5651
Full Compass Systems	141	103	800/356-5844	Surcom Associates Inc.	138	111	619/722-6162
GE Commercial Indust'l. Light	50-51	32		TASCAM Div. TEAC Corp. of America	42	26	213/726-0303
Gentner	127	90	801/268-1117	TASCAM Div. TEAC Corp. of America	44	28	213/726-0303
Grass Valley Group, Inc.	9	8	916/273-8421	Television Equipment Associates, Inc.	142	104	914/763-8893
Grass Valley Group, Inc.	73	48	916/273-8421	Tentel	142	86	800/538-6894
Grass Valley Group, Inc.	125	91	916/273-8421	TFT, Inc.	71	46	408/727-7272
Harris Corp.	98-99	64	800/442-7747	Thermodyne International Ltd.	112	74	213/603-1976
Hitachi Denshi America Ltd.	3	4	800/645-7510	TMD, a Will-Burt Co.	130	107	216/682-7015
HM Electronics	54	35	619/578-8300	Total Spectrum Manufacturing, Inc.	31	18	914/358-8820
Hubbard Communications, Inc.	IFC	30	813/577-7759	Utah Scientific Inc.	41	22	800/453-8782
JamPro Antennas Inc.	32	19	916/383-1177	Varian - MTD	33	20	800/UHF-8780
Jensen Transformers Inc.	142	87	213/876-0059	Video Display Corp.	72	47	800/241-5005
JVC Company of America	19	12	800/582-5825	Videotek, Inc.	101	67	602/997-7523
JVC Company of America	34-35	21	800/582-5825	Vinten Equipment Inc.	119	78	516/273-9750
K&H Products Ltd.	76	96	802/442-8171	Ward-Beck Systems Ltd.	BC		416/438-6550
Leader Instruments Corp.	5	5,6	800/645-5104	Winsted Corp.	76	95	800/328-2962
Leitch Video of America, Inc.	43	27	804/424-7290	Yamaha International Corp.	63	112	
3M	134-135	97	800/328-1684				
Magni Systems, Inc.	79	52	503/626-8400				

Great things come in small packages.



MODEL 5861 64 x 32 VIDEO SWITCHER



MODEL 5862 64 x 32 AUDIO SWITCHER

Model 5860 Routing Switcher **COMPACT CAPABILITY**

Everyone knows the only way to build a compact routing matrix is by including more and more switcher buses on a single board. Right? And of course, proprietary hybrid circuits remain the best (or only) way to maintain high performance specifications in a dense package. Maybe you've heard that too. Well, television engineers who have questioned the "wisdom" of these design philosophies are not alone. Di-Tech didn't buy it either.


The Model 5860 series routing switchers are designed with the latest low-power monolithic ICs. A 64 x 32 video and 2 channel audio matrix – a total of 6,144 crosspoints – occupies only 24 1/2" of rack space including redundant power supplies. Our 2 output bus architecture allows great flexibility when specifying your initial matrix, and minimizes service disruption to system users if maintenance is required. This serial controlled switcher supports 4 levels of breakaway (10 level opt.) and may be *field expanded* up to a 256 x 256 matrix.

Small in size but enormous in capability...The Model 5860 is today's best engineered buy in routing switchers. Call or write for additional information today.



48 Jefryn Boulevard, Deer Park, New York 11729
Telephone (516) 667-6300, Telex No. 971806

Circle (2) on Reply Card



Every four years the World turns dreams into reality...

This is one of those years!

From every corner of the Earth thousands of Olympians assemble to put their exceptional skills to the ultimate test. Their dream is to translate selfless dedication and effort into Olympic honor!

These historic occasions also recognize our own dedication to excellence. Ward-Beck audio equipment has been chosen by broadcasters for coverage of the last three Olympics, and we are proud to have been selected again this year to appear at both Calgary and Seoul.

World Class excellence is the standard we strive to maintain throughout every single day of every year!



Ward-Beck ST Series Console - Olympics Mobile configuration



Ward-Beck Systems Ltd. 841 Progress Avenue, Scarborough, Ontario, Canada M1H 2X4.
Tel: (416) 438-6550. Fax: (416) 438-3865. Tlx: 065-25399.