

Broadcast Engineering[®]

THE JOURNAL OF DIGITAL TELEVISION

**The AAF
editing solution**
Combining essence
and metadata

MPEG-4

A John Watkinson tutorial

HD vs. film

Can film compete?



WRAL-TV Raleigh, NC. — The Nation's First Daily HDTV Local News Broadcasts



A pioneer in HDTV broadcast technology, WRAL-TV was the first USA station to broadcast an HDTV signal in 1996 and is the country's first news operation to present HD local news on a continuous basis. The station is committed to delivering the *highest* quality signal to its viewer audience. Their audio board? A WHEATSTONE TV-80 SERIES LIVE TELEVISION CONSOLE.

"Our operators were given ample opportunity to evaluate different consoles," says Craig Turner, chief engineer at WRAL. After an extensive assessment of competitive products "they found the TV-80 easy to operate, with a convenient design that includes all the features necessary to achieve CD-quality audio."

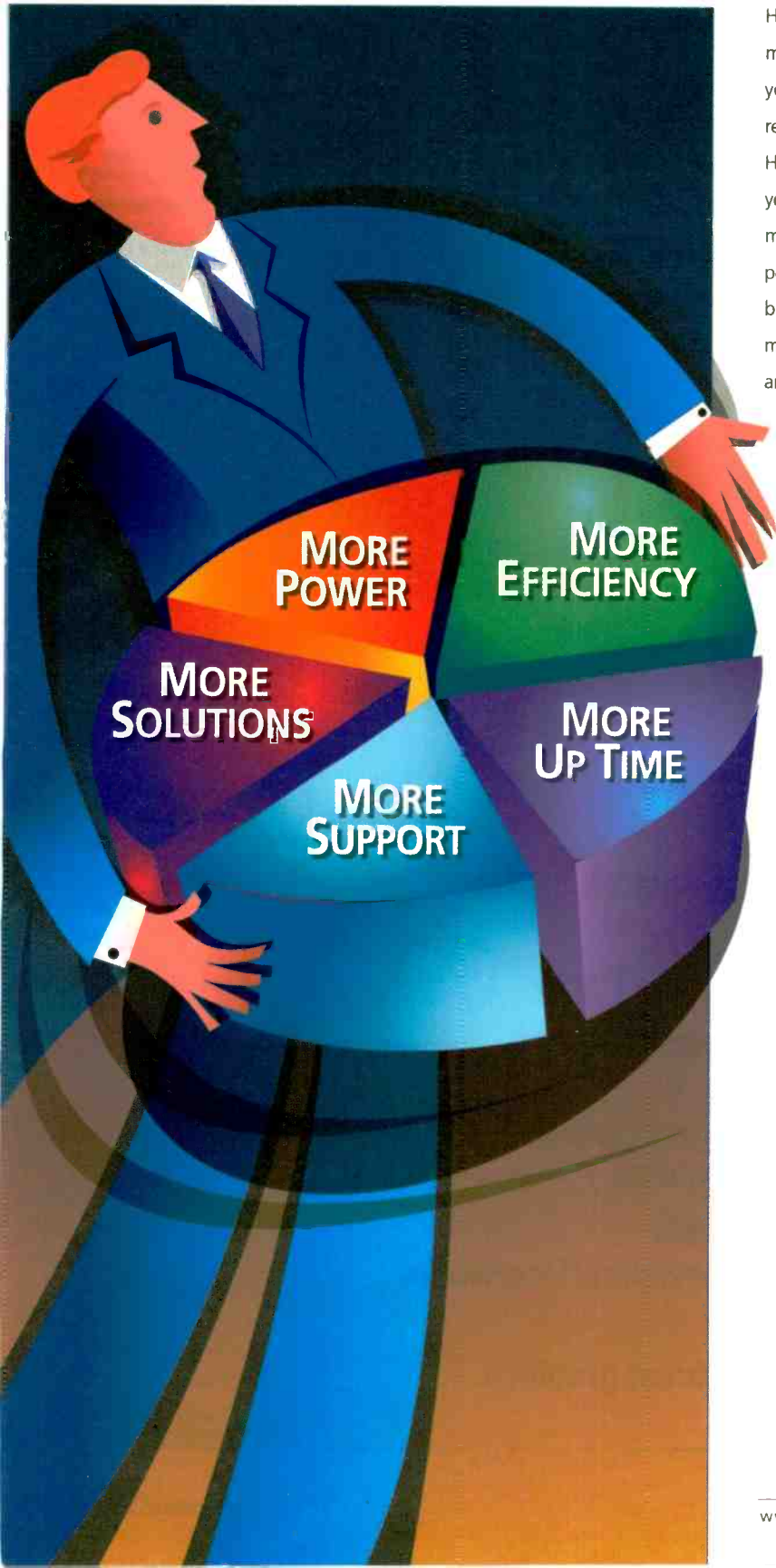
WRAL is at the forefront of television broadcast technologies. YOUR station could be too; contact WHEATSTONE for the best in TV audio!

 **Wheatstone Corporation**

tel 252-638-7000 / fax 252-635-4857 / sales@wheatstone.com
copyright © 2001 by Wheatstone Corporation

TV-80
www.wheatstone.com

Harris Offers You More



Harris transmitters give you more ways to start and complete your transition to digital TV. So regardless of the path you take, Harris has the right solutions for your journey. Plus, Harris has more trained, experienced service people than anyone else in broadcasting. Which means more peace-of-mind today and tomorrow.



More Value. No one delivers higher reliability, legendary 24/7 service, enhanced operating efficiency and greater long-term capability. In short, there is no better value than TV transmitters from Harris.

More Confidence. Harris leads the industry in digital broadcasting. And because Harris builds every transmitter with the future in mind, the system you buy today will serve you well for years to come.

There's much more to the Harris value story, of course. So contact your Harris representative today for all the facts.

next level solutions

SERVICE

SYSTEMS

AUTOMATION

TRANSMISSION

www.broadcast.harris.com

HARRIS

Broadcast Engineering

THE JOURNAL OF DIGITAL TELEVISION

CONTENTS

FEATURES

54 AAF – The “Super-EDL”

By Bob Turner

A look at the Advanced Authoring Format, a technology designed to solve the problems of cross-platform interoperability – operating post-production and authoring software from different manufacturers.

60 MPEG-4 secrets

By John Watkinson

A “must-keep” article on how MPEG-4 works, how it compresses media and how to effectively use it. The recently released MPEG-4 technology is a whole new way of compressing images, audio and objects into media.



BEYOND THE HEADLINES

Download

14 Are we there yet?

FCC Update

22 Video description rules in place

Business Models

24 The cost of digital – Part 1

DIGITAL HANDBOOK

Transition to Digital


28 Measuring the performance of audio devices and systems

Computers and Networks

34 Maintaining television IT networks

Production Clips

40 Trends in broadcast graphics



ON THE COVER:

Complete Sound, a premier Hollywood post facility and home to some of TV's highest-rated dramas including *Judging Amy*, *Roswell* and *Any Day Now*, recently upgraded its two Solid State Logic Avant digital consoles to Avant Plus digital post consoles. Pictured is Stage 2, one of the two stages to receive the upgrade. Photo by Edward Colver.

(continued on page 6)



**"DVCPRO provides
the total SD through
HDTV solution."**

— Rick Jordan
VP of Engineering & Technical Operations,
WBOC-TV, Salisbury, MD.

DVCPRO
The News Standard

DVCPRO 50
Studio Production Quality

DVCPRO HD
Affordable HDTV

How do you stay ahead of the digital curve without hitting the budgetary wall?

For CBS affiliate WBOC in Salisbury, MD, the solution is the interoperability and scalability of Panasonic DVCPRO. "DVCPRO is very cost effective, providing exceptional value from many different perspectives: ease of use, quality, reliability and maintainability," says Rick Jordan, WBOC's VP of Engineering & Technical Operations.

From DVCPRO for news production to DVCPRO50 for program mastering to DVCPRO HD for high-definition production, DVCPRO provides the total DTV solution. "Our viewers have praised us for providing them with the future now," Jordan adds. "It's this recognition that will keep us in business in today's complex media marketplace."

For more information on the Panasonic DVCPRO format, phone 1-800-528-8601 or visit us at www.panasonic.com/broadcast.

Panasonic[®]
The difference is your image.™

Broadcast Engineering

THE JOURNAL OF DIGITAL TELEVISION

CONTENTS

SYSTEMS DESIGN & INTEGRATION

Systems Design Showcase

44 Pinellas 18 and Public Access Channel 96

Transmission & Distribution

50 I'm from the government and I'm here to help you



70

NEW PRODUCTS & REVIEWS

Applied Technologies

70 Turner Broadcasting system automation

74 Gepco's HD cable

78 Dialight tower lighting

Field Report

82 Corplex uses Solid State Logic's MTP

Technology in Transition

87 Media asset management systems

New Products

90 Panasonic AG-DVX100, plus other new products

DEPARTMENTS

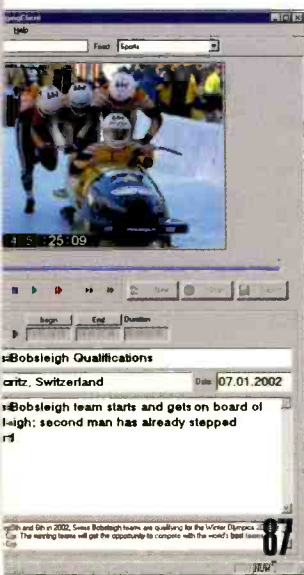
10 Editorial

12 Reader Feedback

98 Classifieds

94 Advertisers Index

102 EOM




87

Name this transmission site



Name this famous broadcast transmission site. The photo was taken in 1967. Correct entries will be eligible for a drawing of the new *Broadcast Engineering* T-shirts. Enter by e-mail. Title your entry "Freezeframe-May" in the subject field and send it to: bdick@primediabusiness.com. Correct answers received by June 17, 2002, are eligible to win.

▶ What company creates advanced media for the new and emerging technologies?



©2002 Maxell Corporation of America
Cotossalvison HDIV edit suite, NY



maxell

Expanding Memory & Mobility ▶

Focused on advanced technology, Maxell is on the cutting edge of professional media development. Our high-definition products, HDCAM and D-5, meet the needs of even the most demanding applications. New manufacturing processes and tape formulations provide unrivaled performance both on location and in the studio. And, in addition, our data storage products (DVD-R, DVD-RAM and DLT-IV) continue to set standards for storage capacity and archival stability. Thus, Maxell plays a leadership role throughout the recordable media industry. To learn more about Maxell Professional Media, call 800-533-2836 or visit www.maxellpromedia.com.

Recordable Media Data Storage Portable Energy Technological Partnerships



FEEL JUST LIKE A KID IN A CANDY STORE...



...When you Feast Your Eyes on our Vast Selection of Routers.

Remember how you used to feel when you stepped into every kid's paradise? So many choices — each one tempting in its own way.

Now you're grown, and perhaps the candy store no longer holds the same magic. Still, you just may relive that old feeling of wonder when you set eyes on our vast selection of routers.

Choose one. Or if you're feeling indulgent — try one of each. You'll find that all our routers complement each other perfectly.

And at Leitch, you'll never feel you missed out on something. Because from the compact Leitch Xpress™ to the massively scalable Integrator™, every one of our routers can be controlled by the same high-quality Windows®-based RouterWorks® control software.

So feast your eyes on our exceptional assortment of routers. With Leitch, you can afford to succumb to temptation.

Integrator

Integrator Router Series

- Compact, scalable, reliable, 32x32 to 512x512
- Multi-format, investment-oriented protection
- Internal A/D - D/A conversion for audio
- NEBS (Network Equipment Building Systems) compliant
- Blue³ Dynamic Routing Fabric for flexible, reliable distributed routing systems
- HD, SDI/ASI, AES/EBU, Analog Audio/Video, DS3/E3, Data

Prophecy

Prophecy 12x2 HC Wide-Band Router Series

- Growth path from SDI to HDTV
- Routes data rates from 30Mb/s to 1.5 Gb/s
- AES synchronous quiet ("pop free") switching
- HD, SDI/ASI, AES/EBU

X PLUS

Modular Routing Switchers

X-Plus Router Series

- Economical, compact 1RU/2RU design
- Mixed Format, (8x8, 16x16, 32x4 to 64x64 and 16x1 to 256x1)
- SDI Clean switching of SMPTE 25EM video signals
- AES synchronous quiet ("pop free") switching
- SDI/ASI, AES/EBU, Analog Audio/Video, DS3/E3, Data

VIA 32

VIA32 Router Series

- Economical, compact 2RU design
- 32x16 and 32x32 matrices
- SDI/ASI, AES/EBU, Analog Audio/Video, DS3/E3

X PRESS

XPress Router Series

- Economical, compact 1RU design
- 12x1 routing
- SDI/ASI, AES/EBU, Analog Audio/Video, DS3/E3



All Leitch routers can be monitored and controlled by our revolutionary CCS Command Control System.

Canada +1 (800) 387 0233 USA East +1 (800) 231 9673 USA West +1 (888) 843 7004

Brazil +55 (11) 3151 5093 Latin America +1 (305) 512 0045

www.leitch.com

©2002 Leitch Technology Corporation.



No FUD found

Given the dire premonitions from many circles, one would have thought that the mood at this year's NAB convention would resemble a funeral rather than a trade show. With vendors and attendees alike predicting a disastrous show and low attendance, those I talked with prior to the event weren't expecting much positive news. Exhibitors (and the NAB) were really worried that attendees wouldn't make the yearly trek to Sin City.

If feared low attendance wasn't enough to give exhibitors heartburn, many were concerned that those

probably nearer to 85,000, but that's hard to predict with the two new halls and the Sands Exhibition Center still being used. Sure there were lots of "Quantity is down, but quality is up" statements. But the bottom line is that people did show up and everyone, literally everyone, I talked with was pleased. I'd even say there were more smiles per booth than at a clown's convention.

Second, according to *Broadcast Engineering* advertisers, attendees actually came to buy. Many of those vendors were writing orders on the show floor, and I know for a fact that products were shipped directly from Las Vegas to readers' facilities.

Finally, there were plenty of new things to see, even some genuinely new technology, which we haven't had much of in several years. As an example, take a look at this year's Pick Hit awards. The winners include a wide assortment of technology and solutions; not a single transmitter, but plenty of production equipment. *Broadcast Engineering* readers are buying into tomorrow's technology.

Most of you know I slammed NAB pretty hard in my March editorial, and they deserved it. However, I give kudos to the show organizers. More exhibitors than in all my years of attending NAB combined complimented this year's show staff for being more helpful than in previous years. While it may have had something to do with the NAB's own FUD factor, it appears the convention staff was more customer-oriented than ever. Good job! Keep it up!

So, after a successful trade show, what more could we ask for? Well, how about more good news? There is further evidence confirming that production and broadcast companies are finally ready to buy and invest in new technology.

Data from the research firm SCRI (www.scri.com) shows a 34 percent increase in planned equipment spending for this year. Combined with a positive trade show, things in the production and broadcast industry appear brighter than only a few weeks ago.

So, could our industry's FUD finally be fading? Frankly, that'd be fantastic.



who did show up would be so full of fear, uncertainty and doubt (FUD) that buying anything would be the last thing on their mind.

So what happened?

Well, the sky didn't fall and the world didn't end. Attendees came, they saw, they bought. Now that's the recipe for a successful trade show.

First, there were people at the show. Sure, maybe the numbers weren't as high as in previous years and, as of this date, NAB refuses to release any official attendance figures. They told me, "It takes four to six weeks to get a final figure." Guess their Ouija board is broken.

NAB's "unofficial" figure was 95,000. You can expect the final number to be around that, probably slightly lower. The "real" number, according to exhibitors, was

Bruce Dick
editorial director

Send comments to: • direct: editor@primediabusiness.com • web site: www.broadcastengineering.com

Performance Efficiency Power

The **K2 IOT** sets the standard for performance, efficiency and power with up to **150 kW** peak digital power or **86 kW** peak-of-sync common mode NTSC visual power - 10% aural -. Our unique, field-proven design features simple, user-friendly tuning on the front of the subsystem. Engineered for long life and high efficiency, it is not necessary to disconnect the power, cooling water or remove the assembly from the transmitter cabinet to replace the tube. We've kept our focus on engineering the simplest and most reliable IOT amplifier in the industry.



A Division of

Communications & Power Industries, Inc.

301 Industrial Road

San Carlos, CA 94070

tel 650.592.1221

fax 650.592.9988

email iot@eimac.cpii.com

www.eimac.com



ISO 9001 Certified . Made in USA



No DTV for me

Editor:

I've been in broadcasting for more than 54 years and continue to be occupied in the industry through the ownership of one television station. DTV for broadcasters is a "solution in search of a problem"! It is impossible for the eye to see any difference between analog and digital in sets below 32" screen size. Digital has been designed for the "big" theater screen but, quite frankly, I don't have a place in my home to accommodate a 60" screen.

If I understand the Consumer Electronics Association correctly, from inception through Dec. 31, 2001, there have been fewer than 300,000 HDTV sets delivered to dealers capable of receiving off-air DTV, with a total of 29 million analog sets sold. I will not live long enough to see the last analog broadcast! That's quite a difference in numbers and one the politicians are not likely to ignore when the FCC starts turning off analog stations. Can you imagine the stink raised?

Further, over 60 percent of the people in the United States have indicated that they are not interested in a quality signal. Otherwise, they wouldn't be hooked up to cable!

People will adopt HDTV under two possible circumstances and two circum-

stances only: Mandate DTV tuners in every set sold and/or make high profile programming available only on DTV.

I think you've sold your soul to the digital equipment manufacturers!

JERRY PROCTOR

Media propaganda

Dear Mr. McGoldrick:

In response to your December article in *Broadcast Engineering*, I believe it is not the real purpose of al-Jazeera TV, but about the real purpose of all mass media (TV, radio, newspapers).

As you know, some countries run the mass media under the control of the Ministries of Information. A similar body in the USA is the information agency running the Voice Of America. Such ministries and agencies treat the mass media as a sovereignty and operate it for propaganda purposes to sup-

port their captive regimes and to push their alleged policies. al-Jazeera TV can broadcast virtues but should not carry out dialogues, debates or sins about the government of Qatar. The United States' National Security Advisor, Condoleezza Rice, has won an agreement from American broadcasters to edit the inflammatory language from Al Qaeda videotapes, noting that it might contain secret messages to bin Laden sleepers to launch an attack against America (*Newsweek*). Those instructions to the American broadcasters has led to less talking and reduced media exposure of bin Laden and also degraded al-Jazeera TV's credibility. All this matched with the USA administration's desire to lower the profile of bin Laden as part of the tactics of the war on terrorism.

Similarly, after Sept. 11, the mass media did a remarkable job in providing news and information. The most important task involved broadcasts by other networks. Large and dominating organizations like Voice of America, BBC, Air France, Deutsche Welle and others have redirected their services towards the battlefield, and some went even further by purchasing airtime on other nation's transmitters near the action.

IBRAHIM ADLAN

Dear Ibrahim:

I hope you are wrong. Certainly commercial TV broadcasting in the United States and the rest of the "Western" world is there to make money — and the lowest common denominator in programming seems to attract the most

I will not live long enough to see the last analog broadcast!

advertising revenues.

News broadcasting in the United States is also very parochial, and a live car chase in Los Angeles is more likely to be aired than a shooting on the West Bank. We still have to turn to a CNN or FOX News-type of program to get real world news, and we can continue to benefit from the still-untarnished reputation of the BBC. The willingness of U.S. broadcasters to limit the amount of time bin Laden's tapes were aired was a bow, I believe, to common sense. The government could have issued "D" notices, as it has done during war, preventing the airing completely — but it did not.

Yes, there are a lot of countries where there are borderline political/entertainment issues — but at least they usually start playing martial music when they are about to wave the political cane.

Thanks for reading.

PAUL MCGOLDRICK

IS YOUR DTV SERVICE MISSING SOMETHING?



Dolby Digital 5.1 surround sound perfectly completes DTV and HDTV broadcasts. For a small investment in your audio, you get a big payoff: the same dynamic, all-encompassing, surround sound programming your audience already experiences on DVDs, at the cinema, and from premium DBS and cable services.

Outfit your station now with the capability to transmit Dolby Digital 5.1 surround sound—the final piece for your DTV programs. For more information on our products and technologies, including our *Equipping for Surround Sound* brochure, please visit our website.

www.dolby.com/DTVaudio

DOLBY **Dolby**

BREAKING SOUND BARRIERS

Dolby Laboratories, Inc. • 100 Potrero Avenue • San Francisco, CA 94103-4813 • Telephone 415-558-0200 • Fax 415-863-1373
Wootton Bassett • Wiltshire SN4 8QJ England • Telephone (44) 1793-842100 • Fax (44) 1793-842101 • www.dolby.com

Dolby and the double-D symbol are registered trademarks of Dolby Laboratories. © 2001 Dolby Laboratories, Inc. 801/14021

Are we there yet?

BY CRAIG BIRKMAIER

The May 1, 2002, deadline for all U.S. commercial broadcasters to begin operation of their DTV channels is now history. History will note that the majority – 894 of the nation’s 1300 commercial stations – recently filed for extensions to this deadline. Many of those who have met the deadline have done so with less than full enthusiasm, not to mention less than the full licensed power levels for which their DTV channels have been authorized.

The continuing delays with the DTV transition once again dominated discussions about the future of broadcasting at the recent National Association of Broadcasters convention in Las Vegas. Like restless children, imprisoned in the back seat of minivans headed for a distant destination, the question on the lips of many panel moderators and members of the media was: “Are we there yet?”

Industry luminaries noted the growing interest in digital television by consumers, but the success stories have little to do with consumer demand for DTV receivers. Sales of digital television monitors continue to be driven by DVD and the digital programming offered by cable and DBS. Broadcasters continue to blame a multitude of factors for their plight. At the top of the list is the lack of carriage of DTV signals by cable.

number of issues that have become barriers to the transition, as the consumer electronics, cable, DBS and broadcast industries wrestle for control of digital television. The plan seeks to encourage each of the major networks to offer at least 50 percent of their prime-time programming either as HDTV or with enhancements that differentiate the programming from that carried on the analog channels. Stations in the top 100 markets are



Powell insists that there will be no swinging of the bureaucratic club.

Just days before the industry gathered in Las Vegas for NAB, FCC Chairman Michael Powell announced a voluntary plan to help accelerate the DTV transition (see sidebar: “Powell: ‘Time to step up to the plate’”). The plan addresses a

encouraged to pass this content through (no downconversions). It asks cable to carry up to five channels of HD and enhanced programming, but does not stipulate that this content originate with DTV broadcasters. It asks the cable and consumer electronics industries to make HD-capable set-top boxes available to consumers. And it establishes a phased timetable for TV set manufacturers to include DTV receivers in new sets.

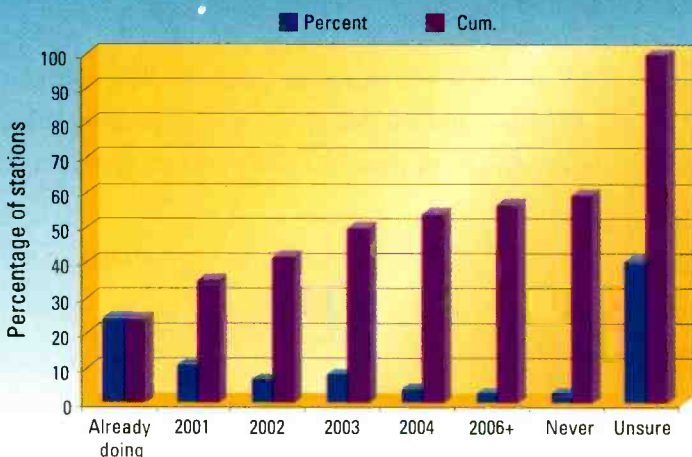
Powell insists that there will be no swinging of the bureaucratic club. During an NAB question-and-answer session with ABC News anchor Sam Donaldson, Powell said the plan was completely voluntary. But it is clear that the chairman hopes that the use of his FCC bully pulpit will encourage the long-cantankerous industry segments to work together to accelerate the DTV transition.

“This transition is not just important to broadcasting. It’s important to America, and it’s been languishing for far too long,” Powell said. “Every one of those segments has to step up to the

FRAME GRAB A look at the issues driving today’s technology

TV stations begin to repurpose

One in three TV stations are already repurposing for the Web



SOURCE: SCRI

www.scri.com



ONE SERVER. UNLIMITED OPPORTUNITIES.

SEE HOW EMMY AWARD-WINNING TECHNOLOGY WORKS FOR YOUR TELEVISION ENTERPRISE.

One SeaChange Broadcast MediaCluster has the power to manage all of your video content, while providing boundless opportunities for its use — for thematic channels, regional broadcasts, web-casting, and more. In fact, the industry recently recognized the Broadcast MediaCluster with an Emmy for “outstanding achievement in technological advancement.”

What makes this server so advanced? The Broadcast MediaCluster play-to-air system combines

mind-boggling storage capacity, multichannel flexibility, and sophisticated software management with the industry’s only “single copy” 100% fault-resilience. Which means that just one SeaChange MediaCluster server protects your digital content more effectively than two competitive servers. So it provides unlimited opportunities and outstanding economy for your television operation. The future of television certainly looks bright.



www.seachangeinternational.com



©2002 SeaChange International, Inc. 124 Acton Street, Maynard, MA 01754
phone: 978-897-0100 fax: 978-897-0132 All rights reserved.
MediaCluster is patented, and is a registered trademark of SeaChange International, Inc.



SEACHANGE
INTERNATIONAL

One Server. Unlimited Opportunities.

plate and do things they don't like and do some things they will like. All of them have something to gain."

Leaders of the affected industries promised to take a close look at Powell's proposals, signaling cautious approval for the plan.

NAB President and CEO Edward O. Fritts called Chairman Powell's plan "a major step forward in breaking the DTV logjam." Congratulating Powell on the proposal Fritts said, "While we have concerns over elements of the proposal, we stand ready to work with the FCC and Congress to bring consumers the next generation of television."

"Our industry remains committed to working with the FCC, Congress and all other relevant parties to continue to drive the transition forward," said Gary Shapiro, head of the Consumer Electronics Association. But Shapiro cautioned, "The devil is in the details."

And Robert Sachs, president of the National Cable & Telecommunications

Association, said Powell's initiative contained some thought-provoking proposals that the group would discuss with the agency.

train, or it will run over you." Donaldson pointedly asked the chairman if he would be upset if DTV broadcasting failed to gain the support of consumers and simply faded from the scene. Powell responded, "We don't love anyone," making it clear that broadcasters cannot depend on the government to prop up their franchise in the face of competition and a changing technological landscape.

Taking the low road

Meanwhile, on the show floor, broadcasters were exploring their options, enabled by the relaxed rules



FCC Chairman Michael Powell at an NAB Q&A session with ABC's Sam Donaldson: "We don't love anyone." The chairman made it clear that the FCC will not prop up over-the-air broadcasting if broadcasters are not able to gain support from consumers.

may be sufficient to justify the capital investment in a temporary solution while the DTV market develops.

Keeping the pressure on

While the FCC has relaxed the initial requirements for DTV broadcasting, it does not appear that they are relaxing the pressure on broadcasters to get a DTV signal on the air. The FCC sent 309 requests for additional information to stations that had requested extensions to the May 1 deadline.

While it may take some time to untangle the remaining issues that have caused so many broadcasters to miss the deadline, it appears that most commercial stations are moving forward with plans that will allow them to meet at least the minimal requirements for DTV broadcasting by the end of the year.

Looking forward to NAB2003, there may be fewer excuses for why we are not there yet. But it appears that progress will continue to be slow. There was one area in which there seemed to be nearly unanimous agreement during NAB panels and discussions in the hallways. Nobody believes that the transition will be over in 2006. **BE**

Craig Birkmaier is a technology consultant at Pcube Labs, and hosts and moderates the OpenDTV Forum.

Looking forward to NAB2003, there may be fewer excuses for why we are not there yet.

related to financial hardship, power levels and hours of operation that the FCC put into place last fall. Those rules state that initially stations need only reach their city of license with digital TV, rather than replicating their entire analog coverage areas.

A high percentage of the applications for extensions of the May 1 deadline were related to financial hardship, and another sizable category were related to interference issues with existing NTSC channels. The ability to operate at low power levels initially addresses both of these issues.

At NAB manufacturers were offering digital-TV transmission systems priced as low as \$50,000 for as few as 1000 W.

David Glidden, director of TV transmission products for Harris, says the low power approach can save broadcasters \$50,000 to \$75,000 per year in electricity compared to operating a 60 kW IOT transmitter. Those savings

Web Links

The Powell Proposal
www.fcc.gov/commissioners/powell/mkp_proposal_to_speed_dtv_transition.pdf
 FCC Letters of Inquiry regarding extensions to DTV deadline
www.fcc.gov/mb/video/files/dtvextletters.pdf **BE**



ROHDE & SCHWARZ

EFA



Model 53

8VSB TV Test Receiver

*EFA Family of
Television Test
Receivers*

Specifications:

- Model 53 [4.5 ... 1000 MHz, -72 ... +20 dBm]
(w/ option EFA-B3, RF Preselection)
- Simultaneous Demod & Measurement
- SMPTE 310 Serial Output
- 6 MHz SAW Filter

Measurements:

- Level
- Pilot Value
- Carrier Frequency
- BER, SNR, MER, EVM
- FCC Shoulder

Displays:

- Ghost Pattern
- Frequency Response
- Constellation Diagram
- Amplitude/Phase Response
- Spectrum Display

COMPLETE PRODUCT INFORMATION:
"SEARCH EFA" ON OUR INTERNET SITE.

<http://www.rohde-schwarz.com>

ROHDE & SCHWARZ, INC.

7150-K Riverwood Drive - Columbia, MD 21046-1245

Phone: (410) 910-7800 Fax: (410) 910-7801



Powell: "Time to step up to the plate"

Asking all of the parties involved in the transition to digital television to step up to the plate, FCC Chairman Michael Powell delivered a five-point plan to help accelerate the DTV transition on the eve of NAB. Here are the basic elements of that plan. A link to the full proposal is included in the Web Links with this article.

1. The top four broadcast networks (i.e., ABC, CBS, Fox and NBC), and several cable networks including HBO and Showtime, should provide high-definition or other "value-added DTV programming" during at least 50 percent of their prime-time schedule, beginning with the 2002-03 season.

2. By Jan. 1, 2003, or as soon thereafter as they commence broadcasting, DTV affiliates of the top four networks in markets 1-100 will obtain and install the equipment necessary to pass through network DTV without degradation of signal quality (e.g., pass through HD programming, if that is what the network provides).

3. By Jan. 1, 2003, cable systems with 750 MHz or higher channel capacity are asked to offer to carry, at no cost, the signals of up to five broadcast or other digital programming services that are providing value-added digital programming during at least 50 percent of their prime-time schedule.

In addition, they are asked to provide cable subscribers the option of leasing or purchasing a single set-top box that allows for the display of high-definition programming.

4. By Jan. 1, 2003, DBS services are asked to carry the signals of up to five digital programming services that are providing value-added digital programming during at least 50 percent of their prime-time schedule.

5. Consumer electronic manufacturers are being asked to commit to meeting the demand for cable set-top boxes that allow for the display of high-definition programming, and to market broadcast, cable and satellite DTV options at point-of-sale. **BE**

when one shot is all you've got ... trust fiber



ANY DISTANCE. EVERY SIGNAL. ALL THE TIME.

The new CopperHead™ Fiber Optic Camera Link sends and receives all camera signals over a single, rugged, lightweight fiber optic cable. Just snap the transceiver between your camera and battery, and you've got everything you need for a live remote:

- | | |
|-------------------------|-----------------------------------|
| FROM CAMERA TO BASE | FROM BASE TO CAMERA |
| • Program Video | • Return Video |
| • Two Audio Channels | • Return Audio (IFB) |
| BI-DIRECTIONAL | • Black Burst/
Auxiliary Video |
| • Intercom | • Tally/Call |
| • Remote Camera Control | |
| • Auxiliary RS-232 Data | |

Be assured of crystal-clear signals at any distance, without hum or interference. Get on the air quickly and reliably. On time, every time.

CopperHead™ mounts to:



ANTON/BAUER®



PAG™



V™ MOUNT



Telecast
Fiber Systems, Inc.

+1 (508) 754-4858
sales@telecast-fiber.com
www.telecast-fiber.com

These days MPEG-2 technology is everywhere.
Fortunately, so are we.



COMPUTING
COMMUNICATIONS
VIDEO

Introducing the leader in MPEG-2 testing and monitoring solutions. Staying ahead of MPEG-2 technology requires more than tools. It requires the kind of expertise MPEG-2 standards are built upon. We combine the industry's broadest selection of MPEG-2 test and monitoring equipment with more than 50 years of video test leadership. The result: complete MPEG-2 solutions for every R&D, manufacturing, network monitoring, or installation and maintenance challenge—no matter where it's located. To learn more—and obtain a free copy of our MPEG-2 standards poster—call 1-800-426-2200 x3082. Or visit www.tektronix.com/mpeg2



Tektronix
Enabling Innovation



Video description rules in place

BY HARRY C. MARTIN

On April 1, 2002, the Commission's video description rules for video programming became effective. Video description is the audio description of key visual elements in programming, inserted into natural pauses in the audio, to make television programming more accessible to the visually impaired.

Under rules adopted by the Commission in July 2000, television stations in top-25 markets that are affiliated with ABC, CBS, NBC or Fox must provide 50 hours of video description per calendar quarter, either during prime time or on children's programming. Television broadcast stations that are affiliated or associated with any television network must pass through video descriptions when the network provides them, provided the station has the technical capability to pass the descriptions through (subject to some technical exceptions).

Multichannel video programming distributors (MVPDs) that served 50,000 or more subscribers as of Sept. 30, 2000, must provide 50 hours of video-described programming per calendar quarter during prime time or on children's programming, on each channel on which they carry one of the top five national non-broadcast networks. MVPDs of any size must pass through video description on each broadcast station and non-broadcast network they carry when the station or network provides video description (subject to some technical exceptions).

Once a broadcaster or MVPD has aired a particular program with video description, it is required to include video description with all subsequent airings of that program on that same station.

Petitions requesting exemptions from the video description rules can be submitted based on a claim that compliance would impose an undue burden. Factors in determining whether compliance would be an undue burden include the nature of the video description and the cost of providing it, the impact on the operation of the video programming distributor, the financial resources of the video programming distributor, and the type of operations of the video programming distributor.

These rules are currently being challenged in the D.C. Circuit Court of Appeals. The Motion Picture Association of America, National Association of Broadcasters, National Cable & Telecommunications Association and National Federation of the Blind (petitioners) are attacking the rules on statutory and First Amendment grounds. The National Television Video Access Coalition, Metropolitan Washington Ear, WGBH Educational Foundation, American Council of the Blind, Blinded

Veterans Association and the American Foundation for the Blind have intervened on the side of the FCC, which is defending the rules as necessary and properly promulgated.

In February, the petitioners asked both the Commission and the U.S. Court of Appeals in D.C. for a stay of the implementation of the rules pending the outcome of the appeal, but these requests were denied. Oral argument in the appeal before the D.C. Circuit is scheduled for Sept. 6, 2002.

FCC restructured

The changes to the Commission's organizational infrastructure, which have been in the works for several months, have at long last been formally announced. The FCC has renamed three bureaus and merged two into one, supposedly to make the Commission more effective, efficient and responsive. The new organization formally went into effect on March 25.

Perhaps the most noteworthy change is the merger of the Mass Media and Cable Services Bureaus into a new "Media Bureau." The new Media Bureau will be organized as follows:

- Media Bureau
- Office of Broadcast Licensing Policy
 - Audio Services Division
 - Video Services Division
 - FM and TV Allocations
- Policy Division
- Industry Analysis Division
- Engineering Division
- Office of Communications and Industry Information

BE


Harry C. Martin is an attorney with Fletcher, Heald & Hildreth PLC, Arlington, VA.



Send questions and comments to:
harry_martin@primediabusiness.com

Dateline


No biennial ownership reports are due in 2002. However, broadcasters who purchase a new station, or obtain an initial construction permit or license for a new facility, must still file a Form 323. These forms now may be filed electronically. On July 10, all commercial and non-commercial stations must place in their public files their quarterly issues/programs lists and quarterly children's programming reports (Forms 398) for the period April 1 – June 30. The issues/programs lists must contain a brief narrative describing the issues covered and the programs that provided the coverage, with information concerning the time, date, duration and title of each program.



If you're talking broadcast, you're talking on RTS.

Flexibility — Whether your system has 8 users or 800... whether you're on one system or 30 trunked together, we've got you covered. **Connectivity** — RTS is compatible with systems that use twisted pair, coax, fiber, ISDN, VOIP, LAN, WAN or no wires at all. **Variety** — We have the widest variety of user stations in the industry; desktop, rackmount and custom units, now available with your choice of 4-, 6- or 8-character alphanumeric displays.

Call Toll-Free 877-863-4169 today or visit our web site www.rtsystems.com



RTS - innovative solutions for broadcast professionals for over 30 years.



The cost of digital - Part 1

BY GLENN ESTERSOHN

Why shoot digital? Producers and directors are discovering persuasive reasons, including new creative options, better suitability for digital effects, greater fluidity in shooting and instant "dailies." But time and again, it can all come down to cost.

In a perfect world, shooting digital can save money through lower costs for shooting stock, processing and dailies. But in the real world, the savings are often "spent" in other ways.

Of course, trading off cost against other considerations is nothing new. Film has always offered the producer a hierarchy of quality vs. cost, with the ultimate choice made largely based on aesthetic aspirations vs. budget limitations.

Digital and film formats are so fundamentally different that head-to-head comparisons can be misleading. But producers are coming to consider specific digital formats as potential alternatives to specific film formats. In that vein, we can look at the hierarchy

of film formats, and compare them up with corresponding digital formats.

Digital corollaries of film

For example, 16mm film clearly contends with DV-based 4:1:1 digital formats. DV, Sony DVCAM and Panasonic DVCPRO25 all share a few common technical attributes. To squeeze all that

Based on street prices in New York, DVCAM tape with IC Memory is 97 percent less expensive than 16mm stock, developing and dailies. Tape without IC memory is less expensive still. Digital practically eliminates stock and developing costs.

According to *Bamboozled* director of photography, Ellen Kuras, ASC, the

In the real world, the savings are often "spent" in other ways.

digital information onto quarter-inch tape, all these formats use digital subsampling and 5:1 compression. Together, these techniques reduce the number of bits to be recorded by 85 percent. To minimize the real estate for each recorded bit, these formats use metal tape technology. The result is 40 or more minutes of digital acquisition on a tape you can slip into a shirt pocket.

Cost comparisons (see Table 1) make at least two digital advantages clear.

choice of DV was dictated by director Spike Lee's desire to shoot affordably and quickly, covering each take from multiple angles. "We used up to fifteen simultaneous cameras for the performance scenes," says Ellen Kuras. Of these, 11 were DV and four were 16mm film. An innovative but expensive shooting technique was made affordable by using digital media.

The next step up in quality, Super 16mm, is roughly paralleled by such

Stock	16mm	DVCAM	Super 16mm	Digital Betacam	35mm	HDCAM 24p
	Eastman 7293 EXR 200T	Sony PDVM-40MEM with IC memory	Eastman 7293 EXR 200T	Sony BCT-D40	Eastman 5293 EXR 200T	Sony BCT-40HD
Feet	400	233	400	791	400	791
Minutes	11.11	40	11.11	40	4.45	50
Cost	\$126.56	\$24.95	\$126.56	\$27.99	\$220.20	\$79.95
Stock cost/minute	\$11.39	\$0.62	\$11.39	\$0.70	\$49.48	\$1.60
Developing/foot	\$0.14	\$0.00	\$0.14	\$0.00	\$0.14	\$0.00
Developing/minute	\$5.04	\$0.00	\$5.04	\$0.00	\$12.58	\$0.00
Video dailies/foot	\$0.15	\$0.00	\$0.18	\$0.00	\$0.09	\$0.00
Video dailies/minute	\$5.40	\$0.00	\$6.48	\$0.00	\$8.09	\$0.00
Total cost/minute	\$21.83	\$0.62	\$22.91	\$0.70	\$70.16	\$1.60
Digital savings		97%		97%		98%

Table 1. Considering the cost of stock, processing and dailies, DVCAM tape and Digital Betacam media are about 97 percent less expensive and HDCAM 24p is about 98 percent less expensive than the corresponding film formats. Sources: Kodak, B&H Photo, and DuArt Film and Video.

©2002 Avid Technology, Inc. All Rights Reserved. make manage move | media is a trademark of Avid Technology, Inc.

**YOUR RELIABLE
NEWS SOURCE**

**EYEWITNESS
NEWS**

Careful. Other stations might get jealous.

Speed. Quality. Flexible workflow. From acquisition to air, you can have it all with Avid. Of course, your competition might not be too happy about it. For more info, visit www.avid.com or call 800 949 2843.

Avid

make manage move | media™

higher-quality standard-definition 4:2:2 digital formats as Sony's Digital Betacam, JVC's D-9 and Panasonic's DVCPRO50. Also in contention is Panasonic's DVCPRO 720p. Compared to the earlier set of DV variants, the 4:2:2

Digital point of comparison for 35 mm film

With its full 1920x1080 CCD sampling combined with progressive scanning at the film rate of 24 fps, Sony HDCAM 24p is the digital point of

stream theatrical features. Director of photography Steven Douglas Smith has shot three features with the Sony/Panavision 24p camera and estimates that in one production he saved \$1 million on potential film processing and scanning fees by shooting in 24p.

After 100 years of film, creativity and cost remain in contention on almost every production. Digital cinematography is already proving a powerful tool in managing this trade-off. **BE**

Digital and film formats are so fundamentally different that head-to-head comparisons can be misleading.

standard-definition formats feature higher recorder bit rates and increased color resolution with little or no digital pre-filtering and milder compression.

While the quality of these digital formats is technically higher, their stock cost advantage is comparable. As just one example, Digital Betacam cassettes are about 97 percent less expensive than Super 16mm stock, developing and dailies.

comparison for 35 mm film.

While the captured image quality for HDCAM 24p is significantly ahead of our previous contenders, the economics for media are essentially the same. The cost for stock, developing and dailies is cut this time by about 98 percent.

In addition to effects-driven science fiction productions, the HDCAM 24p system is beginning to find its way into the indie scene and some main-

Glenn Estersohn is a writer who follows digital cinema, digital television and digital audio from his home in Scarsdale, NY.

Editors note: We will continue our discussion of the cost of digital in next month's Production Clips column by comparing camera rental costs and examining other cost benefits of digital acquisition.



THE LOOK OF KINO FLO®

Kino Flo® **True Match®** lighting mixes seamlessly with tungsten or daylight sources. Designed by award-winning lighting pros, Kino Flos are cool to the touch. They're portable, energy efficient and lamps can operate outside a fixture.

Visit the Kino Flo website to find out more about True Match lighting.

Image captured with 8ft Magas as shown.

KINO FLO
LIGHTING SYSTEMS

Sun Valley, CA • Ph 818-767-6528 • Fax 818-767-5912

KINOFLO.COM



No degradation to your tape or to you.

Tired of those late-night early-morning overtime sessions babysitting some time-compression device trying to wring an extra 30 seconds out of a program, then putting in even more hours re-building the closed captioning?

Well, those days (and nights) are over. The Digital Time Machine from Prime Image will do the job for you. Just set it up and let it run—automatically, in one pass, in real time.

Through a patented micro-editing type process, the Digital Time Machine easily squeezes an extra 30 to 60 seconds out of a half-hour program with no loss of program content. Since the operation is fully digital, sound and picture quality are not compromised and the process is

undetectable to viewers. The Time Machine is a proven product and process, already in use in cable systems, broadcast stations, and networks across America and around the world.



So put the Digital Time Machine to work. Then sit back, relax, and enjoy a cup of coffee. And still get home on time.

**Prime
Image**

The Digital Video People
Tel (408) 867-6519 Fax (408) 926-7294
www.primeimageinc.com

Measuring the performance of audio devices and systems

BY MICHAEL ROBIN



When sound is represented by an electrical signal, it can be changed in many ways. Audio devices (such as mixing consoles and tape recorders) and entire audio systems can make useful changes to the signal, but they can also introduce undesirable changes such as distortion and noise. Audio engineers judge the performance of audio devices and systems by measuring three major groups of parameters: linear distortions, nonlinear distortions and noise. This article discusses these three groups of parameters and the methods for measuring them. A future article will discuss dynamic range with reference to analog and digital systems.

Linear distortions

Changes to electrical-signal waveforms that are independent of signal amplitudes are called linear distortions. (It is assumed here that the amplitude of the electrical signal does not exceed the clipping level of the device under test.) There are two major types

of linear distortion encountered in practice: non-uniform frequency response and non-uniform phase response. Non-uniform frequency response is measured via the amplitude vs. frequency response test. Non-uniform phase response is measured via

Noise is best described as an unwanted disturbance superimposed on a useful signal.

the phase vs. frequency response test. These tests are described below. Figure 1 shows the typical equipment setup for such frequency-response measurements.

- Amplitude vs. frequency response test: Amplitude vs. frequency response is defined as the peak-to-peak variation, over a specified frequency range, of the measured amplitude of an audio signal, expressed in dB with reference to the signal level at a specified frequency. The reference frequency is usually 1 kHz. The input port of the device under test (DUT) is fed a signal of 1 kHz

at the standard operating level (SOL). This would be +8 dBu or +4 dBu for high-level inputs and, typically, -60 dBu or -70 dBu for microphone inputs. The gain(s) of the DUT are adjusted to obtain SOL (+8 dBu or +4dBu) at the output. The audio analyzer is calibrated to

read 0 dB at the reference frequency. The input signal frequency is varied in discrete steps, or continuously, and readings in dB, with reference to 0 dB, are taken at specific frequencies. The measured frequency range is usually 20 Hz to 20 kHz.

- Phase vs. frequency response test: Phase vs. frequency response is defined as the variable phase shift occurring in a system at several frequencies within a given band. The input of the DUT is fed a signal of variable frequency. A calibrated phase meter is connected at the DUT's output. A plot of phase vs. frequency is carried out over the frequency band of interest.

Nonlinear distortions


Nonlinear distortions of an electrical signal are caused by deviations in the linear relationship between the input and the output of a given audio component or system. There are two types of nonlinear distortions encountered in practice: harmonic distortion and intermodulation distortion.

- Harmonic distortion: Harmonic distortion occurs when a system, whose input is fed with a pure sine-wave signal of frequency f , produces at its output a signal of frequency f as well as a set of signals whose frequencies

FRAME GRAB

Signals from the sky

By 2008, broadband could dominate satellite carriage



SOURCE: Pioneer Consulting

www.pioneerconsulting.com

A look at tomorrow's technology

The Fastest Alternative in the World!

NEW EDITION



The new **DV 15 Fluid Head** is the perfect combination with any digital ENG camcorder. It is, yet another example of Sachtler's proven quality, being used to support the new generation of cameras. And with its central locking for immediate leg release, the new **Hot Pod CF** is the fastest tripod in the world. Its maintenance-free pneumatic gas spring effortlessly lifts the camera over six feet high. So why wait? Optimize your equipment now. With Sachtler!

www.sachtler.com

sachtler
corporation of america

55, North Main Street
Freeport, N.Y. 11520
Phone: (516) 867 4900
Fax: (516) 623 6844
email sachtlerUS@aol.com

3316, West Victory Blvd., Burbank, CA. 91505
Phone: (818) 845-4446



set your ideas in motion!

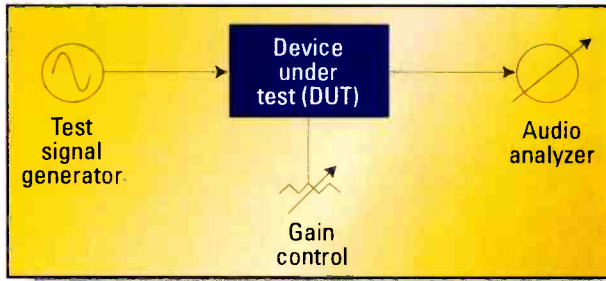


Figure 1. Equipment setup for measuring frequency response

($2f, 3f, \dots, nf$) are harmonically related to the input frequency. The distortion factor of a signal is the ratio of the total RMS voltage of all harmonics to the total RMS voltage. The performance of audio amplifying devices is expressed as a percentage of total harmonic distortion (THD) at a specified output level. For professional studio-quality equipment, the output level at which THD is measured is 10 dB above SOL (+18 dBu or +14 dBu). The percentage of THD is the distortion factor multiplied by 100. The mathematical expression for THD is:

$$THD = \frac{\sqrt{E_{2f}^2 + E_{3f}^2 + \dots + E_{nf}^2}}{\sqrt{E_f^2 + E_{2f}^2 + E_{3f}^2 + \dots + E_{nf}^2}} \times 100$$

where

THD = percentage of total harmonic distortion

E_f = amplitude of fundamental voltage

E_{2f} = amplitude of second harmonic

E_{nf} = amplitude of n th harmonic voltage

The measurement bandwidth is usually limited to the upper limit of human hearing: 20kHz. Figure 2 shows the typical setup for THD measurements. To measure the THD, the audio analyzer removes the fundamental (first harmonic) component of the distorted signal present at the output of the DUT and measures all the remaining energy, including noise and harmonics. Since noise contributes to the measured results, a more accurate name for this measurement is total harmonic distortion and noise (THD+N). The tests are carried out at several frequencies, such as 50 Hz, 100 Hz, 1 kHz, 5 kHz, 7.5 kHz and 10 kHz. Any tests carried out at frequencies above 10 kHz would generate harmonics

above 20 kHz – above the limit of human hearing – and would be irrelevant.

• Intermodulation distortion: Figure 3 shows the typical setup for intermodulation

distortion (IMD) measurements. IMD occurs when a system whose input is fed with two signals of frequencies f_1 and f_2 generates at its output, in addition to the signals at the input frequencies, signals having frequencies equal to sums and differences of integer multiples of the input frequencies. The SMPTE IMD test specifies the use of a test signal consisting of two separate frequencies ($f_1 = 60$ Hz and $f_2 = 7$ kHz) with a respective amplitude ratio of 4:1. The IMD causes the 60 Hz signal to modulate 7 kHz “carrier.” This results in the generation of sidebands above and below the 7 kHz carrier with components at 60 Hz and its harmonics. IMD is computed as:

$$IMD = \frac{\text{demodulated signal}}{E_{f_2}} \times 100$$

where

IMD = intermodulation distortion

E_{f_2} = amplitude of the 7 kHz component

Noise

Audio signals are affected by noise. Noise is best described as an unwanted disturbance superimposed on a useful signal. Noise level is usually expressed in dB relative to a reference value, and is commonly referred to as signal-to-noise ratio (SNR). In professional studio equipment, the reference level for SNR measurements is MOL, or 10 dB above SOL.

• Random noise: The main source of random noise is the thermal agitation of electrons. Given R , the resistive component of an impedance Z , the mean square value of the thermal noise voltage is given by:

$$E_n^2 = 4kTBR$$

where

E_n = RMS noise voltage

k = Boltzmann’s constant (1.27×10^{-23} joules/Kelvin)

T = absolute temperature in degrees Kelvin

B = bandwidth in Hz

T is usually assigned a value such that $1.38T = 400$, corresponding to about 17°C. The SNR at the output of a system depends on the noise generated by

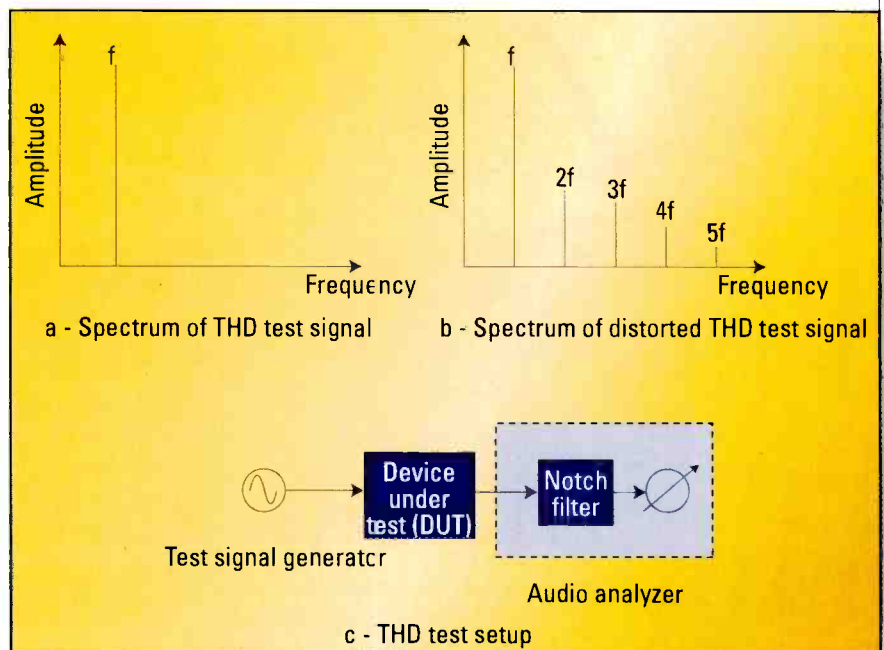



Figure 2. Total harmonic distortion test spectra and equipment setup

PowerVu®



Distribution that can take you anywhere.

You produce great content. We get it there.
PowerVu encoders, receivers, and multiplexers are known
worldwide for reliability, quality, and security.
We build it. We install it. We maintain it.
All you have to do is buy it. And reap the rewards.

Contact us at 770-236-6190
www.scientificatlanta.com

Visit us at Broadcast Asia Stand #4Q1-1, June 18-21, Singapore



**Scientific
Atlanta**

Bringing the Interactive
Experience Home™

Maintaining television IT networks

BY BRAD GILMER

So your network has not exactly been itself lately. Transfer times are high, collisions are through the roof, users have difficulty logging in at times, or maybe there is one computer that just refuses to talk on the network. In situations like these, you need to get your network back on track. Where do you start? And what tools are available to help you?

The usual culprits

The most common network problem is a faulty cable termination. Another common cause of network problems is the use of improper network components such as non-CAT-5 cable, telco punch blocks or telephone jumper wires. In fiber systems, the usual culprit is dirt in connectors. These items may not cause problems initially, but can contribute to network failures as the network grows in size.

NIC indicators

One of the most commonly available troubleshooting tools is a desktop

```
C:\>Ping 10.10.10.2
```

```
Pinging 10.10.10.2 with 32 Bytes of data:
```

```
Reply from 10.10.10.2: Bytes =32 time<10ms
TTL=128
```

```
Reply from 10.10.10.2: Bytes =32 time<10ms
TTL=128
```

```
Reply from 10.10.10.2: Bytes =32 time<10ms
TTL=128
```

```
C:\>
```

Figure 1. You can use any desktop computer to ping another computer to see if it is alive. Be aware that some servers, especially those on the Internet, are configured to drop ping requests as a defense against denial of service attacks.

computer. And one of the most useful network-troubleshooting tools is the set of diagnostic LED indicator lights on the computer's network-interface card

(NIC). Most desktop computers have a NIC with one or two diagnostic LED indicators.

One of these lights is a link-integrity indicator. If it is lit, it indicates that there is a physical connection between the network card and something at the other end of the wire – usually a hub. It does not mean that the cable type is correct, or that the frequency response of the installation is sufficient to provide reliable

performance can drop substantially.

If the LED on your NIC is operating correctly, but you are still unable to establish a connection, you should break out the diagnostic diskette provided with your NIC. This diskette contains a number of tests to verify that your computer is communicating with the NIC, and that the NIC is performing correctly. Most diagnostic utilities also allow you to set up communications between two



One of the most commonly available troubleshooting tools is a desktop computer.

communications. But the light does just fine for a quick “Is it plugged in at the other end?” check.

There may be a second light on the NIC, or perhaps there is only one light on the card but it is dual purpose. In any case, almost all NICs also provide a visual indication of “link activity.” This means that the light blinks on and off as messages are sent across the network. If the link-integrity light is steadily lit, and the link-activity light is blinking on and off at a random rate, then you are probably looking at normal indications.

However, if the link-activity light is off, but you know that other computers are able to communicate, then there is no activity on the wire connected to your NIC, even though it is physically connected to a hub or another computer. If, on the other hand, the light is on almost continuously, then the problem could be that your network is saturated with traffic. Symptoms of this include network-timeout messages, inability to log on to a server, or a slowing of server-based applications. Networks need some “breathing room” between network communications. Without this quiet time, the network's


computers to verify that two-way communication is functioning properly.

Handy utilities

What should you do if your system passes the diagnostics tests but things still do not work correctly? Check to see that your computer is recognizing your NIC. If you are running UNIX, you can scan the startup messages to see if your NIC is properly detected. Check to see if you receive any warning messages at boot time when the system is configuring the cards. If you are running Windows 95, 98 or 2000, there is a great utility called device manager built into the system. To use this tool, select Start/Settings/Control Panel/System and then select the Device Manager tab. (In Windows 2000, you have to select the Hardware tab before you see the Device Manager button.) The Device Manager tells you, in real time, how various devices on your system are doing. Look for a yellow or red circle with an exclamation mark next to the “Network Adapters” entry. If you see a problem here, you can be pretty sure that the computer will not function properly until it is corrected.



inscriber



The Smart Video Server

Only **Inscriber E-Clips Server** includes Inscriber's Smart Control software designed to introduce a whole new level of intelligence to video servers. The revolutionary scheduling abilities of E-Clips Server gives you the power to seamlessly schedule the playback of pre-recorded program material, control your VTR ployout and cut to your live camera feed. It can even integrate with your existing switcher or router. Choose a video server that does so much more than just ingest and ployout. **Inscriber E-Clips Server**, it does more, you do less - now that's a smart idea!

- ingest audio & video clips
- control VTRs, switchers and routers
- integrate with Harris/Louth & Odetics automation systems
- schedule up to 8 channels of digital video ployout from 1 system
- connect to Fiber Channel for SAN storage
- communicate with E-Clips Server using MOS protocol

For more information visit - www.inscriber.com

You can expand the "Network Adapters" section to view the specific driver for your card. Select it and then view Properties. Under the General tab, there should be a message in the Device Status window saying that the device is working properly. Next, choose the Resources tab. You should see the message "No conflicts" in the Conflicting Device List window.

If you do see a yellow or red warning flag, be aware that there are many things that could cause problems with your network card or drivers. If you are having a problem in this area you should check with your NIC manufacturer to be sure you have the latest drivers. You can usually download these from the Internet. If you continue to have problems, you probably should contact technical support for your specific hardware.

If your LED indications are normal, your NIC diagnostics pass and your device drivers all check out, the next step is to check your software configuration.

Take command

If your high-speed network supports TCP/IP—and many of them do—there are a few commands that may help you isolate the problem. The exact format of the commands will differ, depending on your computer's operating system. This discussion assumes that you are using an Intel machine running a DOS window in Windows 2000. While the commands are specific to these systems, all network-capable operating systems have similar commands and functions.

First, find the IP address of another computer on the network that is working normally. Next, go to the computer that is having difficulty and open a DOS window by selecting Start/Run and then typing COMMAND. At the DOS prompt, type "Ping [IP address]," where [IP address] is the address of another computer that

is working normally and is connected to your network. If you see a message that looks something like the one above, your system is communicating with the other computer. (See Figure 1.) If you see the message "Request timed out," this means that there is a problem either with the wiring or the driver.

If you are unable to "see" the other

Higher-level problems

If PING works normally, but you still cannot communicate, the problem is most likely associated with networking software. Be sure you have the proper clients loaded for the type of network you are running. You might also check to be sure that the services you are trying to access are TCP/IP-based.

The Device Manager tells you, in real time, how various devices on your system are doing.

computer, try pinging yourself at the local loopback address, 127.0.0.1. This is a special address that allows programs requiring networking to talk to themselves even if a network cable is not connected.

If you are able to ping yourself using the loopback address, but are unable to see other computers on the network, check your network settings. Check your NETMASK to be sure it is set correctly. Usually, this is set to 255.255.255.0. If you are communicating with another computer on a local network, you do not need

to set your GATEWAY address. If you are trying to ping a computer that is remote from your location, or you are trying to ping a computer on the Internet, then your GATEWAY address will have to be correct. A gateway is a computer that is configured to act as an Internet connection for a number of computers on a local network. You may or may not have a gateway, so check with

your network administrator for this information. In addition, it is important to note that many servers on the Internet are configured to reject PING requests for security reasons.

If PC-based tools do not help, it may be time to look at some dedicated test equipment to help you resolve the problem. LEDs may not detect all potential cable problems. For example, the LEDs will not tell you if the cable has very poor frequency response or is improperly terminated.

One last hint: Check to see if the computer is running a personal firewall. Personal firewalls are becoming very popular. They are used to keep someone from connecting to your computer over the Internet. Unfortunately, sometimes these firewalls can also keep your computer from properly communicating over a network. Be sure to turn off any firewall software to see if that fixes your problem. (Don't forget to turn it back on when you're finished.)

If you have tried all of the above and you are still having problems, or if your problems are not confined to a single computer, your network or server may be at fault. Likely culprits are: 1) heavy network traffic caused by an overloaded network topology, 2) an overloaded server, or 3) bad or improperly installed cabling.

Server problems

If you are having problems with a server, whether you are running Windows, UNIX or some other operating system, manufacturers usually include monitoring software to help you isolate problems and correct them. One of the most useful tools is the server system monitor. Specific implementations of this tool vary, but in general,



The Microscanner from Fluke is a device that quickly tests for faulty connectors and wiring errors.

generationQ

generationQ defines a product range that delivers unprecedented levels of scalability, affordability and capability. It's a range that everyone can buy into. It works on the PC, is open, IT friendly and has the sort of Quantel power that makes it totally unique in the marketplace. It's all new hardware, all new software and it's all ready to ship.

generationQ - the future of post-, graphics, news & production

www.quantel.com/1

this software runs on the server and keeps track of resources devoted to various tasks. Read the manual to find out what tools you have at your disposal. Areas to check are overall system use, disk space available, memory space available, and the number of simultaneous connections. Bear in mind that a network or server designed by a non-video person may fail to take into account the special demands that video can place on a network.

Server-based problems are usually easily fixed with the liberal application of money. Purchasing larger disk drives, more memory or additional network interface cards may put life back into an overburdened server. If the problem turns out to be insufficient network capacity, you may have to add some hardware to reduce your traffic load.

Test equipment

Testing products are available for both

wire and fiber applications, from low-end "continuity testers" to elaborate test sets with graphical capability, traceable standards measurement and a host of other advanced features. In many cases, the low-end test equipment works just fine and can identify the majority of cable problems.

The MICROSCANNER from Fluke is an example of such a piece of test equipment. It checks wire continuity and wire configuration; pinpoints opens, shorts, and crossed and split pairs; and generates multiple tones for locating cables.

If your cable checks out okay but you still have a problem, then it may be time to bring in the pros. There are a number of networking companies that specialize in troubleshooting broken networks. When they arrive, one of the tools they are likely to employ is a protocol analyzer or sniffer. Sniffers are software packages that usually run on

common PC platforms. The sniffer allows a trained technician to look at the messages traveling on the network. From these messages they can tell a lot about what is going on and they can determine why and where network messages are getting scrambled.


Finally, if you troubleshoot fiber optic cables on a regular basis, you might want to check out the Siecor SmallTALK fiber communicator. This simple battery-operated unit provides two-way radio-like communications across a fiber-optic circuit, which is useful if you find yourself in a wiring closet trying to yell to a co-worker down the hall while troubleshooting a network problem. **BE**

Brad Gilmer is president of Gilmer & Associates, executive director of the AAF Association and executive director of the Video Services Forum.



Send questions and comments to:
brad_gilmer@primediabusiness.com

When Chicago's Tallest Building Needed 15 Channels* - They Came To The Leaders in Broadband Technology!



Chosen by TrizecHahn Property Group, for over 30 years of global manufacturing experience, RFS is the leader in broadband technology.

Our broadband RF systems offer the most flexible and customized arrangements for the DTV market and beyond.

RFS designs and manufactures broadband panel arrays, slot antennas, and combiners for adjacent and non adjacent channels designed to suit your needs. Complimented by a full range of rigid and flexible line along with complete accessories which have been reliably manufactured and supplied to the broadcast market for decades. RFS is your Total Systems Solution provider-come take a fresh look, we will deliver

*Customer requirements: 5 channel, 7 channel, and 3 channel system

RADIO FREQUENCY SYSTEMS



SATISFYING YOUR REQUIREMENTS, EXCEEDING YOUR EXPECTATIONS.



TOTAL SOLUTION TOTAL COMMITMENT



SIGMA 100

NEW DIGITAL PRODUCTION CONSOLE

- Intuitive and easy to learn control surface
- Compact console sizes - up to 64 faders and 72 channels
- Extremely lightweight and small footprint
- Full automatic redundancy for all system DSP cards, control processors and power supplies
- A.I cards and panels are hot-pluggable
- Embedded control system works independently of host computer
- Up to 24 Multitrack / IFB Outputs
- Mix-minus Output per channel
- 12 Aux busses
- 4 Stereo/Surround 5.1 Outputs
- 8 audio sub-groups
- Powerful signal processing available at all times

Scalable and providing high levels of redundancy with hot-swappable cards and panels throughout, Sigma 100 is aimed at production facilities that do not require large-format consoles but cannot sacrifice reliability or technical specification. Sigma 100 is available in four cost-effective processing configurations and three frame sizes with a variety of I/O interfaces.



CALREC AUDIO LTD.
NUTCLOUGH MILL, HEBDEN BRIDGE
WEST YORKSHIRE HX7 8EZ UK
TEL: +44 (0) 1422 842159
FAX: +44 (0) 1422 845244
EMAIL: enquiries@calrec.com
WEB: www.calrec.com

STUDIO CONSULTANTS (NEW YORK)
TEL: (212) 586 7376
FAX: (212) 582 2169
EMAIL: scidojg@aol.com

REDWOOD (LA & NASHVILLE)
TEL: (615) 871 0094
FAX: (615) 871 7080
EMAIL: redwood@isdn.net

Trends in broadcast graphics

BY SHAWN UNDERWOOD

Three trends are changing the look of broadcast graphics for weather, sports and news coverage. More data is available to use, use of live data has greatly escalated and there's been a miniboom in virtual sets. Graphical compute power has increased dramatically, allowing for the creation of extremely realistic graphic representations of data and the on-air delivery of a virtually unlimited number of real-time data streams.

More data – and more precise and cheaper data – is available than ever before. Two or three years ago weather maps were accurate to within a kilometer; today, commercially available terrain data can be acquired for about

2002 Winter Olympic Games were so realistic that most viewers probably assumed they were live. They were, in fact, data reconstructed from satellite and other photos by Harris' RealSite software running on an SGI Onyx 3200 system.

The growing use of weather and terrain data is based on the increased ability to do complex texture mapping. First, all the polygons that compose the 3-D mountain range or ocean or building are created. This number can vary

the news services and stock exchanges provide live data feeds, and content aggregators can provide continuously updating sports scores.

Increased use of live data

Where is all that extra data being used? Virtually any station or cable channel that's involved in information programming – sports, news or weather – has at least one ticker, and maybe several.

Years ago, a ticker was used primarily for severe weather alerts, and

If police are chasing a bank robber, the station could broadcast a fly-through of the buildings and streets to make the news more compelling.



Thomas Misrachi anchors "Wall Street Hebdo" for Bloomberg TV France from the New York Stock Exchange (NYSE) Virtual Studio – powered by vizrt viz virtual studio software and a Silicon Graphics Onyx2 visualization system.

the same price that provides accuracy to within three meters. In sports, the fly-throughs used for the

from several hundred thousand polygons to several million per scene. Then, the geospatial texture data, which can be as much as several gigabytes, is mapped onto it. This process has become more affordable because of the rapid increase of texture memory in high-performance computing.

As well, software techniques like clip-mapping and image-based rendering can create "virtual" texture space in addition to the hardware memory. Three years ago a PC graphics card had a couple of megabytes of texture memory, the Silicon Graphics Octane workstation had 16 MBytes of texture memory and the Silicon Graphics Onyx graphics server had 64 MBytes of texture memory. Today, texture memory on the typical PC card is 32 MBytes, compared with 128 MBytes on an Octane2 system and 1 GByte on an Onyx system.

Geospatial imaging revolves around the computational size of the data, but news data sources – the tickers you see everywhere – are streams of data served from a variety of sources. For instance,

information had to be typed in manually by the Chyron operator. Today, that process is completely automated, and the large amount of available forecasting data is beginning to be used for microforecasts, to direct television viewers to the station's Web site, which uses the same processing and serving hardware.

The day can't be far off when micronews, similar to local traffic reports, will be delivered the same way. Once the weather department has paid for the 3-m- or 1-m-resolution data, why not turn around and use it in a news story? If police are chasing a bank robber, the station could broadcast a fly-through of the buildings and streets to make the news more compelling.

Sports coverage is another example of increased use of live data. In the old days, if sports producers wanted to show the television audience a clock, they would focus a camera on the clock on the scoreboard. Today, the digital output of the timer that drives the clock becomes a graphic.





What Could Possibly Go Wrong With Your Digital Conversion?

Plenty.

When you convert to digital, it means new equipment, new technology, and new requirements. The last thing you want to worry about is whether your cable can do the job. That's where we come in. Whether your system is 270Mbps, 540Mbps, or full-throttle HDTV, Belden has the precision audio and video cable products you need...and the high performance data cables to put everything together. After all, when downtime means dead air, you can't afford to choose less than the best.

From major broadcast installations to cable television networks to the most prestigious sports, entertainment, and news venues in the world, Belden is the choice for dependable audio, video, and data cable solutions. To find out more about how we can help you, contact Belden at **1-800-BELDEN-4** and ask for the **Digital Studio Guide**, or visit us at www.belden.com.



1-800-BELDEN-4
www.belden.com

Performance Delivers The Future™

BELDEN *Brilliance* 1694A DIGITAL VIDEO COAX

The Olympic biathlon is another example. In addition to the clock that counts down the athletes' skiing time, a graphic now represents the number of shooting targets the athletes have hit, as they hit them. Lock-down cameras and radar guns transmit the data to workstations and servers that instantly deliver the information as a graphical representation on the home television screen.

Sportvision is the current leader in live sports data; Orad and Princeton Video Images (PVI) are also major providers. Sportvision's RACEf/x software, branded as FoxTrax for the NASCAR on FOX 2001 telecasts, is but one example

centralcasting (where there would be one operations center for, say, 37 affiliate stations), all this realistic, accurate, available data, combined with a virtual set, allows the local station to affordably present local news in dynamic ways.

Virtual sets from leading software companies vizrt, Orad, Brainstorm and Discreet are enjoying a miniboom across the United States at local broadcast stations and cable channels, and around the world. For production and live coverage of the 2002 Winter Olympic Games, Wige Data, one of the world's leading providers of sports data processing and result services, delivered vizrt's viz

on a balcony that doesn't exist.

With the increased use of ever more realistic virtual sets, the vocabulary of "on location" could go away. Correspondents will still be reporting "live," but the location of the "live" reporter will be in a studio, using a texture-mapped, photo-realistic representation created for the occasion or served from the growing archives of terrain data and local 3-D fly-throughs.

A few years ago the vice president of news at Fox made an insightful comment. He pointed out that viewers have been trained by their remote controls to surf. In the five seconds that viewers switch to your channel, you can get them to stop surfing only by having something compelling to see. That "something" is a graphical element — the more realistic, the better.

The increased quantity and quality of data and the increased streams of data are all converging. The technology, certainly, is here. The trend, and the challenge, is to use that data to present a much more immersive experience to the television viewer to prevent him or her from pressing those up and down buttons.

BE

Shawn Underwood is the director of product management, Visual Computing, at SGI.

What's left for local stations to differentiate themselves with is local news.

of technology driving increased use of live data in sports.

Virtual sets

More and more broadcasters are looking for ways to broadcast to niche audiences because the competition is so fierce. We know that CNN delivers national and international news much better than a local television station. What's left for local stations to differentiate themselves with is local news. Even with the trend toward

[virtual studio] software package powered by Silicon Graphics Onyx2 systems to German public television broadcasters ARD and ZDF. Covering all of Germany, the stations used the virtual sets to air interviews and on-site commentary.

Because, again, much more texture memory is available on high-performance computers, virtual sets can now be much more realistic. All the extra memory can be used to create the carpeting or the desk or, in the case of the New York Stock Exchange, a banister

WE WON'T PUT OUR NAME ON JUST ANY RACK


At Winsted, we take pride in products we produce, and this PRO SERIES II offers all the quality features you could want. Its strength and durability are unsurpassed so we back it with our guarantee of satisfaction.

The 78-3/4" PRO SERIES II rack accommodates 30" deep electronics, and complies with EIA standards. It's designed for quick and easy set-up with removable sides allowing easy access to electronics.

For information about these and other Winsted racks visit our web site at www.winsted.com or call toll free at 800-447-2257.

- Heavy-duty welded frame • Durable powder coat paint
- Adjustable threaded plated rack rails • Three horizontal struts
- Open top & bottom with rack mount rails • Lift-off side panels

Preferred by Professionals Worldwide®



**NEW
PRO
SERIES II
RACKS
COMPETITIVELY
PRICED**

FORGET THE JONESES

WE'VE GOT WORLDWIDE TELEVISION STANDARDS TO KEEP UP WITH

CONFORM BEFORE

For years there have been two primary analog TV standards worldwide. Now, with DTV, there are over 18 digital delivery standards. Only film is compatible with every single one of them. And if history is a teacher, you can bet that these too will be superseded by tomorrow's new standards. The one sure way to protect your investment is to originate on film. No other medium has kept pace with broadcast changes quite like it. So your program can live happily ever after in syndication, well into the future. Which should please everyone—including the Joneses.

Kodak and there's more to the story are trademarks of Eastman Kodak Company.
© Eastman Kodak Company, 2002

visit www.kodak.com/go/story

there's more to the story™





SYSTEMS DESIGN SHOWCASE

Pinellas 18 and Public Access Channel 96

BY LESLIE FOX

In March 2001, Pinellas County, FL, came of age - the digital age. The county was introduced to new state-of-the-art facilities for its public access and government television channels. These two channels now share a new home, with advanced equipment and a world of possibilities. However, a closer look finds their history just as intriguing as their future.

Until the launch of the new facilities, Pinellas 18, the county's channel offices and studios were run in modest quarters on property located adjacent to the Pinellas County courthouse in

Pinellas County's new broadcast facility offers the capacity to air live programming and enables the shows to combine studio shots with remote video, as well as create longer and more varied programs. Photos provided by Professional Communications Systems.

Clearwater, FL, with the county's production studio just 192 feet away. The county commission chamber's television production control, master control, post-production, dub/multiformat equipment and nonlinear suites were being run out of a half dozen small rooms on the sixth floor of the courthouse building.

Weekly, Channel 18 broadcasts live closed-captioned coverage of county

commissioner board meetings and work sessions, and at least a dozen programs that provide information on current affairs, veteran services and local emergency information.

While Pinellas 18 programs are a valuable asset to more than one million residents, it was seriously lacking in studio space and equipment needed to produce the programs at broadcast quality. In fact, the modest accommo-



Introducing AVALONidm™

It brings a higher level of intelligence
to data management.



AVALONidm™ is the next generation in intelligent data management that delivers a new level of cost-effective access and control of your data.

Going far beyond the capabilities of other storage management software offerings, AVALONidm features a revolutionary policy-based design that allows you to create highly customized data storage management workflow models that meet your unique business needs.

AVALONidm is a suite of software products that work together seamlessly in your facility. Avalon's AAMidm™ data manager, AAMtape™ and AAMdisk™ storage managers can be combined to meet and satisfy a wide range of data requirements.

Supporting leading data tape, magnetic disk, video server, automation and asset management systems, AVALONidm is the perfect solution for a new environment or as an upgrade to an existing Avalon system. What's more, it's all backed by Avalon's worldwide customer service and support.

Apply a higher level of intelligence to your data management system today.
Experience the genius of AVALONidm.



AVALON • 1099 18th St • Suite 1700 • Denver, CO 80202 • 303-293-9331
AVALON • Europe HQ • 106 avenue Jean Moulin F-78170 • La Celle Saint Cloud • France • +33 (0) 1 30 82 38 75

www.ava.com

An EMC Company

datations had minimal room for producers to maneuver cameras, and broadcast time was limited due to inadequate programming equipment.

In January 1999, notification was received to move the entire Pinellas 18 operation from the sixth floor to the fifth in the courthouse, just down the hall from the county commissioner's chambers. While it made sense to move the control room next to the chambers, this area didn't have adequate square footage for the studio facilities.

Several miles from the courthouse, Time Warner Cable's Public Access Channel 96 was itself in dire straits. Required legally to designate a channel for government access and public access shows, Time Warner decided it no longer wanted to provide a studio for the public access producers. For years, Channel 96 used their tiny Time Warner studio to tape shows about local politics and religion.

Although Time Warner and Pinellas County held various negotiations over time regarding this dilemma, no plan had been solidified – and, even worse, Pinellas had no place to relocate the Channel 96 operation.

The County Commission and Department of Public Affairs decided on a new facility to house a studio and office complex for both channels. In September 1999, the county commissioners approved funding for a new 25,000-square-foot central production facility on the property that formerly housed

The county commission and Department of Public Affairs decided on a new facility to house a studio and office complex for both channels.

the Pinellas 18 studios and offices.

Strict schedule, tight budget

By April 2000, the county had assembled the construction team for the consolidation and update of these two channels. Rees Associates, AIA (American Institute of Architects) would complete building programming, while



Although both channels reside in the same facility and use identical equipment, they have separate control rooms, studios and offices. In addition, a tight budget forced the county to choose cost-effective equipment.

architect Harvard Jolly Clees Toppe would design the new building. Professional Communications Systems (PCS) was deployed to design the cablecast facilities.

The team's task was to complete the project and be on air by Feb. 1, 2001. The entire facility would have to be designed, built and online in less than 10 months.

PCS immediately went to work developing a written scope of work for the project and interviewing key personnel. During this interview process, every possible aspect of the facility design was covered and documented. With this done, design goals were set.

It was determined that the facility would

as an automation system would be installed to run program acquisition, with master control for both channels on a 24-hour basis. Most importantly, there would be space for future growth.

Throughout the discovery period, it was also determined that the overall budget would be tight. For that reason, the equipment list would have to be extremely cost-effective without sacrificing quality, giving the county the best value for their money.

Low-cost, high-quality solutions

Installation began at PCS's 13,000-square-foot Tampa buildout facility with the mounting of the equipment in the racks and cable manufacturing. By December 2000, the county revised the completion and on-air dates to March 1 and March 15, respectively. Even with this added time, it was essential to pre-manufacture cables and check equipment offsite to minimize onsite installation time.

The result: Both studios were equipped with three Ikegami HL-45WBT/2 triax cameras with a studio option package and QTV's FDP-15 WinQuePro 15" LCD teleprompters. Vinten's Multi-controller II studio robotic pan/tilt/zoom system was used for

be broadcast quality and have an SD video/stereo analog audio infrastructure – while being fiscally responsible with taxpayer money. Both channels would have totally separate control rooms, studios and offices, yet their equipment would be identical with a few exceptions.

Additionally, satellite program acquisition (two 4.5m C/Ku dishes) as well

Your Next Edit System Is On This Page.

Why DVora by Laird ?

Direct to Digital

Component, Composite, Y/C,
IEEE 1394 FireWire & Balanced Audio.



RS170A Broadcast Output

Horizontally stable RS170A SCH locked DV signal
output, compliant to SMPTE/EBU broadcast standards.

Runs Cool

All aluminum non-magnetic silver cabinet with
advanced air handling system. Full tower and
rackmounts available.

Avid Certified

Certified & optimized for Avid Xpress DV 3
& other popular video editing software.

Avid.



Complete turnkey hardware and software systems available starting at \$4,499.00.



1 RU Steel Breakout Box Supplied with DVCPRO-X²DV



For Your Nearest Dealer or For More Information
www.lairdtelemedia.com
800-898-0759 • FAX 845-339-0231

© 2002 Laird Telemedia. All rights reserved.
All trademarks used herein are the property of their respective owners. All prices & specifications subject to change without notice.

31 Years of Broadcast Reliability.

**SYSTEMS
DESIGN
SHOWCASE**

Pinellas 18, while Vinten's HD-1/Petrel heavy-duty tripods were used in the Channel 96 studio. ESC and Brightline fluorescent and quartz lighting fixtures were selected for studio use.

Both production controls were equipped with Echolab 5800 switchers, three Sony DSR-2000 recorders, Clear-Com intercom and IFB, Ikegami monitoring, and custom consoles provided by Harvey Scenic.

Audio control for both channels was equipped with a Mackie 24.8 mixing console with monitoring bridge, JBL Control 1 speakers, Tascam audiocassette and DAT machines, and a Panasonic CD/DVD player. The PESA Tiger was selected as the router system and was framed to 144x144 and populated to 96x64. The video was SD and the audio was stereo analog. Grass Valley Group was used for distribution/format conversion and the sync system was Tektronix.

Each MCR output air channel consisted of a 16x2 stand-alone PESA Bobcat manual switcher and was fed by router under pre-select busses under full automation control and other MCR sources. Should either router buss fail,

automation control. A Pluto AirSpace server with 44.3 hours of storage at 25 Mb/s and Sundance automation software was used to control the PESA router, Sony VTRs, Pluto servers and Evertz DSK.

Pinellas County created a new broadcast facility from concept to air in less than one year, and under budget.

the operator could manually take the other router buss on the 16x2. If the Bobcat manual switcher failed, the second switcher could be patched in its place and still be under full automation control without reconfiguring the automation system.

For automation failure, both channels could be switched manually on the 16x2. Downstream of the MCR switcher is an Evertz 9525DSK with logo, also under

A total of three Sony ES-3 nonlinear edit systems with 18 GBytes of storage each were purchased to complement the existing Sony ES-7. Ancillary monitoring, speakers and DVDs were added to complete the design.

Once the equipment was selected and installed at the buildout facilities, new challenges awaited the PCS team. Technical areas of the building were still under construction and reliable power


In 1942, "Doc" Brown founded Dielectric. 60 years later, we're

1942 Dielectric founded by Dr. Charles Brown

1950s First stacked antenna system built

1970s Multi-station antennas installed on Mt. Sutro and John Hancock building.

1986 Acquired RCA's TV Antenna operations



Dielectric Products Engineering Company, Raymond, Maine

Since our inception, Dielectric has been at the forefront of technological developments in the broadcast industry. We have continually focussed on the ever-changing needs of our clients with countless innovations in antenna, transmission line and RF system engineering and design.

Today, we are involved in all aspects of DTV implementation including:

- working with the broadcaster and their consultant on FCC filing data,
- designing, engineering, manufacturing and installing the full communications systems
- offering complete installation of antenna, tower, transmission line, and RF system packages



For 60 years broadcasters have relied on Dielectric for creative solutions to complex challenges. Over 75% of DTV broadcasters have chosen Dielectric antenna systems. We have the solutions to suit your budget and time frame. Let's get started.



Rigging of an early Dielectric antenna in York, PA in 1947.



Charles "Doc" Brown (3rd from left) working with fellow engineers.



was a problem. PCS utilized temporary lights during the early stages of on-site installation. As planned, the final installation was finished on March 1, 2001, with training completed on March 15. Pinellas County then decided to delay the on-air date another week to allow for more training.

Meeting the deadline

Through the dedicated effort of the entire design team, Pinellas County had created a new broadcast facility from concept to air in less than one year, and under budget. Through diligent work by the Department of Public Affairs staff and the PCS design and installation team, the equipment and integration portion of the project was completed well under the original budget.

The Pinellas 18 studio alone is more than 2300 square feet with 17-foot ceilings, soundproof walls and doors, and interview sets for talk show guests. The new equipment will allow the capacity

to air live programming. It will also enable the shows to combine studio shots with remote video, and create longer and more varied programs.

It can now be more of a news show, with digital technology that not only improves the picture quality of the programs, but is more compatible with what other local television stations use – making it easier to share taped programs with other channels. More importantly, the facility is set up so that during emergencies such as hurricanes, local television stations can broadcast easily from the facility, just a short walk from the emergency operations center.

The taxpayers can now watch their government at work at a quality level, comparable to the commercial channels on the cable system. The days of makeshift studios are over for Pinellas 18 and Public Access Channel 96. **BE**

Leslie Fox is a freelance writer.

Project team

Mike Ramsey, director of engineering
 Chuck Sumner, chief engineer
 Tom Borawski, project manager
 Beers Construction, contractor
 Glenn Thomason, director of engineering
 Rich Merriam, chief engineer
 Bill Blush, project manager
 Don Peterson, engineer

Equipment List

Ikegami HI-45WBT/2 triax cameras
 QTV FDP-15/WinQue Pro 15" LCD teleprompters
 Vinten Multi-controller II studio robotic pan/tilt/zoom system
 Sony DSR-2000 recorders
 Panasonic CD/DVD player
 PESA Tiger router system
 Tektronix sync system
 Grass Valley Group distribution/format conversion
 Sundance automation software
 Sony ES-3 nonlinear edit systems

still proudly supporting the needs of broadcasters worldwide.

1995 Patented *digiline™* broadband transmission line

1999 Introduced high power transmission line — *EHTline™*

2000 Built first triple stacked antenna for Sears Tower
 Acquired Harris' TV Antenna Division
HARRIS

2001 Acquired Central Tower and TCI Inc.


On our 60th anniversary we are proud to announce the best warranty in the industry, five years on components and ten years on complete systems.

Stacked antenna in Washington, D.C.



Rigging of FM antenna

Early research and development drafters at Bridgton, Maine facility.



Dielectric
 COMMUNICATIONS

Engineering Excellence Since 1942

I'm from the government and I'm here to help you

BY DON MARKLEY

Those words have often struck terror into the hearts of station management. This also applies to visits by representatives of the Occupational Safety and Health Administration (OSHA). It has been said that the acronym for that organization comes from the first comment made by the chief engineer when he hears that they are on site – "Oh Sha!" or something like that – which may be just a rumor. In any case, the worry accompanying their arrival may be unfounded as they really can be a valuable asset to the staff in improving conditions in the workspaces.

Everyone should be aware by now of the existence of OSHA and their role in investigating accidents. That awareness also should extend to knowing of the requirement for a climbing safety device on all new towers. Many are still unaware of the assistance offered by OSHA to help stations avoid violations and improve overall working safety conditions.

A quick visit to the Web site

www.osha.gov can be of great help. There you will find compliance guides and directives as well as the agency library. You can also find the complete OSHA regulations, although they are a bit bulky to attempt to browse. A better solution is to find the address of the area

you guidance in meeting their requirements. This is a no-cost trip that can save you very big bucks if someone is injured in an accident while at work. It is highly recommended.

At the least, the regulations require that stations perform a hazard assessment of



Everyone should be aware by now of the existence of OSHA and their role in investigating accidents.

office of that agency. Then plan a visit to that office the next time you are in its vicinity. At the same time you can schedule a meeting with a representative to discuss your operation and how the OSHA regulations may apply.

It is also possible to schedule a visit from an OSHA representative to your station to review your operations and safety practices. They will gladly (or at least cordially) make such a visit and give

their facility to determine those factors or conditions that may be dangerous for your staff. That assessment should be posted at the station and signed by all your staff after they have read it and discussed it with the chief engineer. In addition, safety meetings for the staff are necessary periodically to discuss hazards and work that is being performed. Those meetings are essential when construction is being performed on the site. In addition, there are actions that must be taken during construction such as the mandatory wearing of hard hats, warning sign placement, notifications of measures to be taken if accidents occur, etc.

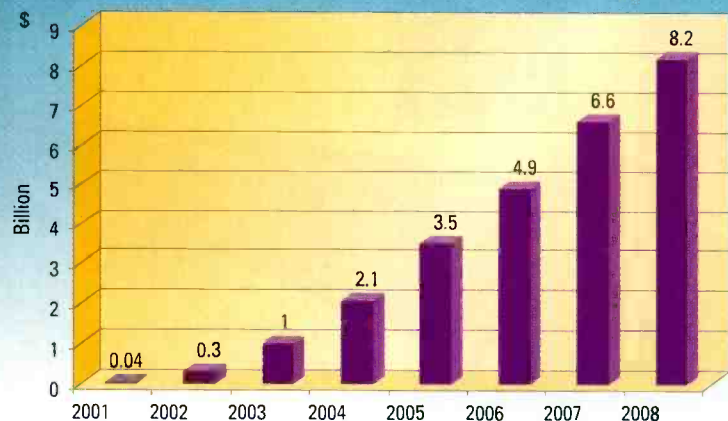
If an accident does occur at the station where someone is injured, OSHA should be advised immediately in case they want to investigate the occurrence. It is much better for the station to advise them of the accident than for them to find out from the news media or through a complaint from a staff member. The first rule in such an incident is to bare the corporate soul in total. In other words, be honest with them as to what happened, why it happened and what may have been done incorrectly. They will find out anyway and having it

FRAME GRAB

A look at the consumer side of DTV

VOD revenues predicted to soar

Fifty million homes will be served by the end of next year



SOURCE: Strategy Analytics

www.strategyanalytics.com

THE AZDEN 1000 SERIES... A QUANTUM LEAP!

The sleek all new Azden 1000 Series, featuring the 1000URX receiver, 1000BT bodypack transmitter, and 1000XT plug-in transmitter, delivers performance and features usually associated with systems costing thousands more.



- 121 UHF channels (723-735MHz) user-selectable, with LCD readout.
- True diversity system with 2 complete front-ends and high-gain antennas.
- Proprietary DLC (Diversity Logic Control) circuitry for reduced dropouts.
- State-of-the-art dielectric filters throughout, for improved image rejection and superior diversity isolation

- High 5th order filters for improved S/N ratio.
- Multi-function LCD shows channel number and frequency, battery info, AF level, and diversity operation.
- Ultra small, lightweight, and externally powered.
- Mic/Line-out switchable, Earphone-out w/level control.
- Bodypack transmitter (1000BT) with reduced current-drain for improved battery life, is available with Azden EX-503H, Sony ECM-44H or ECM-55H.
- Plug-in transmitter (1000XT) works with dynamic or phantom power mics.

Note: Order cables specifically for your camera and battery configuration.

System prices start at \$1350 MSRP



147 New Hyde Park Rd., Franklin Sq. NY 11010
(516) 328-7500 • FAX: (516) 328-7506

E-Mail - AZDENUS@AOL.COM • web site: www.azdencorp.com



The 1000URX receiver is also available with the Anton Bauer "Gold Mount"™, as the 1000URX-AB



freely and completely disclosed will indicate your willingness to cooperate with their investigation. In addition to notifying OSHA when an accident occurs, immediately start a log of times and actions taken concerning the incident. It should show dates and times for all actions, who was advised and who took action, what conditions existed at the time of the accident, and as much detail as possible to clarify the situation. Document everything clearly and honestly. If it is determined that someone lied to the investigator, every stone will be turned and examined in detail based on the fact that some type of cover-up may be taking place.

Let it be assumed that the accident was

just that – an accident that involved something that could not or wasn't anticipated and that involved, at worst, an honest mistake by someone. OSHA isn't going to come in and slap hundreds of thousands of dollars in fines on everyone if reasonable precautions were taken. If they find that



OSHA regulations require that certain actions be taken during construction, such as the placement of warning signs.



the station did something wrong or not in accordance with their regulations, a fine may result, but it probably won't be major. This is especially true if the required safety meetings and pre-

help the station better determine existing or possible hazards, notify the staff of such conditions, and make changes to improve overall safety.

If OSHA makes suggestions concerning changes to be made, take action promptly on such suggestions. If their recommendations are ignored or if promised changes by the station are not completed and another accident results, woe unto all involved. Not only will the resulting fines be considerably larger, the station has just opened the door for all sorts of civil damage actions by the workers involved.

Much like FCC regulations, OSHA regulations may be something that the station would rather not deal with. However, all are simply a condition of doing business. Your staff should be fully aware of those occasions that require systems to be disabled during work by "lock-out, tag-out" procedures, how such actions are to be taken and just who bears the responsibility for taking such actions. The procedures for dealing with

Document everything clearly and honestly.

cautions were taken. The really big fines occur if a hazardous condition existed that was known to the management but concealed from the actual workers who were directed to perform the work anyway. Those events may result in major penalties, as they should.

A big service that OSHA will provide if an accident occurs is to help the station determine changes that can be made to avoid the recurrence of the incident. They will

accidents should be known by all staff members and acknowledged by signing the appropriate documents that, in turn, should be properly posted.

Use the OSHA requirements to prepare a training manual for all new hires at the station. Again, the use of a training manual along with a signing sheet to show that appropriate training has occurred is not only an attempt to meet the applicable regulations, it is simply good business practice. Working to comply with OSHA regulations before someone is hurt on the job is good operating practice, good business and a great action to cover your stern sections from resultant serious damage. **BE**

Don Markley is president of D.L. Markley and Associates, Peoria, IL.



Send questions and comments to:
don_markley@primediabusiness.com

PatchAmp offers
Pre-Wired Distribution Systems
that are the same price as buying
separate components but reduce
labor and installation time to...

ZERO!

**No labor required to wire jacks to DA's!
No installation and fabrication of all those cables!**

It's the Smarter Better Way to Integrate!

- Universal application (From Uplink Centers, to Master Control, to Mobile Units)
 - High Quality Low Cost Products
 - Superior Design With Regards to Form Following Function
 - Made in the USA

Call us for a side-by-side
comparison of leading
manufacturers vs. PatchAmp

201-457-1504
20 East Kennedy Street,
Hackensack, NJ 07601
www.patchamp.com

PATCHAMP
PATCHING & DISTRIBUTION TECHNOLOGY

JUST GOES TO SHOW YOU
 HOW IMPORTANT IT IS TO
 HAVE A GOOD ROLE MODEL.



The Epica-128 is the next big evolution in large I/O matrix switching. Featuring modular architecture, this box gives you serious field expandability—start as small as 16x16 and scale up to 128 x 128. And it packs a punch too, delivering a full 300 MHz of Ultra-Wideband performance. All at a price that's virtually unheard of for a matrix

Introducing the



**epica
 128™**

switcher of such stature. And best of all, the Epica-128 comes with the AutoPatch lifetime parts warranty.* If anything should need repair or replacement, we'll take care of it free, forever. To learn more about the Epica-128, call 800-622-0246 ext. 3181 or visit www.autopatch.com/epica.

All the power of the Epica-256 in a new 128 x 128 size.

Tech-Box



- Ultra-Wideband 300 MHz bandwidth in a fully loaded 128 x 128 configuration.
- Routes composite, Y/C, S-Video, RGB, component HDTV, analog audio, Serial Digital, and more.
- Input/Output: Both modular in increments of 16 to a maximum of 128 per signal type.
- 32-bit processor with Ethernet, LonTalk®, and RS-232/422. AutoPatch "Virtual Matrix" programmability.
- I/O boards and power supplies are hot-swappable and feature tool-free extraction.
- Integrated self-diagnostic suite minimizes downtime.

A Division of XN Technologies, Inc.

2416 Cheney-Spokane Rd. Cheney, WA 99004-0350

800-235-2636 ext. 3181 (U.S.) 800-622-0246 ext. 3181 Fax 509-235-2646

www.autopatch.com

©2001 XN Technologies, Inc.

*Subject to certain conditions. See warranty brochure for details. LonTalk® is a trademark of Echelon Corporation.



Rewriting the Rules of matrix switching.

AAF .

The "Super-EDL"

BY BOB TURNER



This mostly digital re-creation of 1850s Paris was made for the French movie *Wolfe*, whose creators relied on AAF metadata.

If you heard a story about someone who was still using 30-year-old television technology in post-production today, you'd probably smirk in disbelief. But, if you use post-production software from multiple manufacturers, or more than one computer platform for post production, or a second platform for

compositing, you may be using such outdated technology yourself.

CMX invented the edit-decision list (EDL) more than 30 years ago. The company closed up shop almost five years ago, yet many of us still use this ancient technology to share editing decisions. In our digital, nonlinear era, this is a disgrace. There is a solution, but manufacturers

need to know that customers would like them to implement it.


The solution is the Advanced Authoring Format, or AAF. It is a technology designed specifically for digital nonlinear post production and authoring. It is a "Super-EDL," but it is also much more. Its purpose is to solve the problems of cross-platform interoperability — operating post-production and authoring software from different manufacturers.

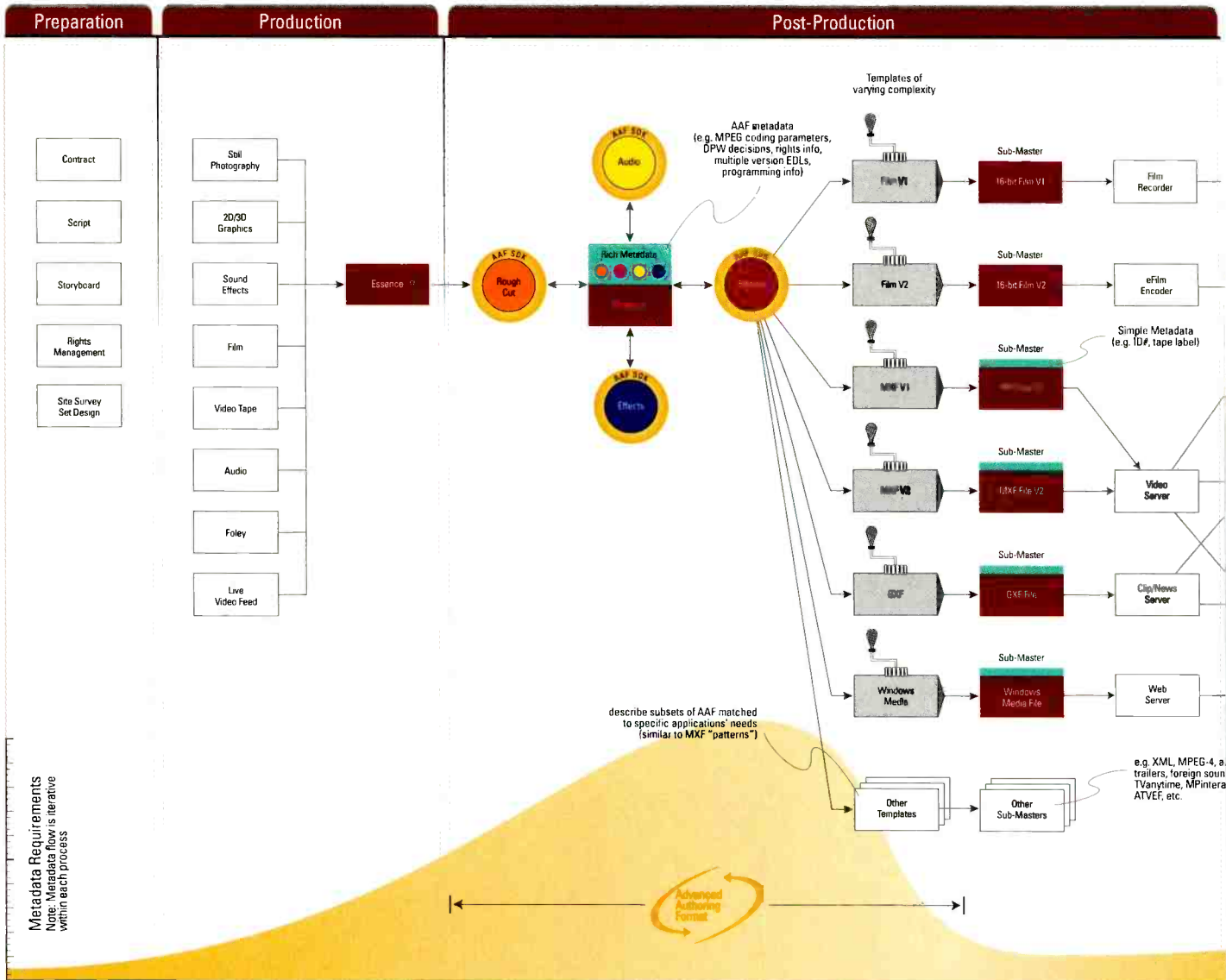
Today, we have a hodgepodge of video and audio formats that go into and out of the post production process. Furthermore, the media can make more "roundtrips" than the developers of EDL had anticipated. These media processes can include versioning, repurposing original content, outputting multiple formats to multiple delivery media, and workgroup processes (audio sweetening, graphics/effects compositing, offline, finishing).

There is a growing need for a solution that allows work to cross over multiple platforms, operating systems and software without the loss of creative decisions made on any one software package or platform. Users want to eliminate the redundancies of recreating those creative decisions (audio levels, custom effects, titling). We want to avoid the lose-lose choice between re-inputting original media or performing a time-consuming transcoding process because the media is incompatible with the process.

More importantly, we want more than an EDL limited to one video track and four audio tracks. We want an exchange interface that deals with different compression schemes, multilayer composites, multiple versions and multiple format outputs with multiple aspect ratios. We want EDLs to include:

- library information
- better audiovisual clip identification
- media asset management information
- scheduling data
- effects information
- information to facilitate interactive authoring
- ease of working in various frame rates across platforms





AAF metadata can start with scripts, time code logs, notes, etc, and this data can be attached to a multitrack EDL rough cut. The combined metadata can travel with the project to the finishing facility where the metadata is used in a workgroup environment. Then the finished project is archived with all the compositional metadata and sent as an MXF file where it can be delivered in a wide range of formats via a wide range of methods. Diagram courtesy of the AAF Association.

File interchange

AAF is to digital editing/compositing what the EDL was to linear editing. The AAF solution has several components:

- It supports the complex combination of a piece of essence and its associated metadata. This allows the content to be described as a media object.
- It facilitates the cross-platform interchange of metadata or program content. (It is designed to replace OMFL.)
- It allows operators to track the history of pieces of program content from source elements through final production.
- It allows access to networked content files on remote platforms or storage.
- It allows the combined essence in a selected format to be rendered later in

the post process.

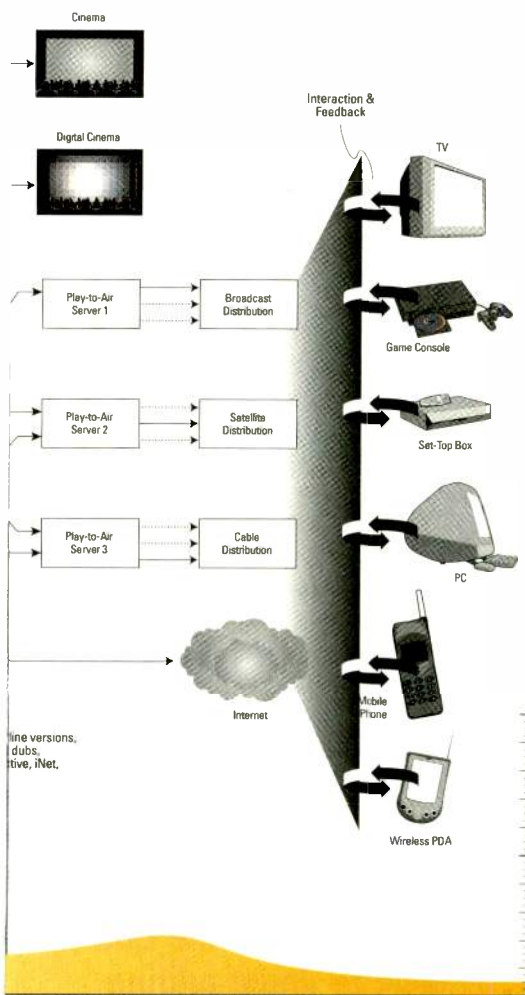
- It catalogs an extensive list of audio and video effects with a rich set of built-in standard effects.
- It provides a way to “wrap” elements of a project together for archiving.

While designed to eliminate incompatibility and redundant tasks to expedite project management, AAF also allows a manufacturer to include proprietary metadata, while maintaining exclusive access to it.

There is a growing need for a solution that allows work to cross over multiple platforms, operating systems and software.

- It encapsulates HTML and XML content, includes translators, and supports HTML/XML output.
- It provides for application program interfaces (APIs).

An example might be a feature like Avid’s script-notation alternative to bins-based media management. Avid holds a semi-exclusive license for this technology, and it can be included in the



AAF proprietary metadata that Discreet, Quantel, Media 100, Adobe or FAST products cannot access. By the same token, the other manufacturers can add proprietary metadata that Avid's product cannot access. Thus, the AAF format allows for a compilation of standardized metadata and proprietary metadata.

At NAB2002, one of the biggest announcements in the Avid booth was the company's AAF-based MetaSync tracks on the Avid timeline. Avid demonstrated how the MetaSync tracks could be used for creating iTV programming, as well as everything from Web publishing and DVD authoring to creating amusement-park virtual-reality rides. Research firm Emarketer predicts that iTV will grow from 12.7 million U.S. households in 2001 to 22.1 million by the end of 2002.

The MetaSync AAF metadata required to accommodate this growth is an excellent example of why a CMX EDL is no longer sufficient data.

Even Quantel, formerly known for high-quality (albeit expensive) closed-system/proprietary OS products, has recently announced a Generation Q series of products with an AAF-compatible family of post-production, graphics and broadcast-news solutions.

Open-source standard

AAF development is the responsibility of the AAF Association, incorporated in February 2000 as a nonprofit group. It is made up of hardware and software manufacturers and end-users who want to advance media and metadata interchange. (The association's Web site is www.aafassociation.org.)

At NAB2001, the AAF Association announced that its board of directors voted to make the technology open-source and available on Source Forge for a download. (LINUX is another example of an open-source solution.) This means that the software development kit (SDK) is free and downloadable from the Web site. Four hundred downloads have occurred in the past

year since that announcement.

Version 1.01, incorporating AAF member contributions over the last year, is now available for download. The AAF Association has recently put those contributions through a process of testing and porting to all of AAF's supported platforms. The association also announced Version 1.5 implementation guidelines for edit interchange. This is an AAF Association guide to using AAF to model edit decisions (and you can use the v1.01 toolkit to implement these design implementations).

One new component of Version 1.01 is the availability of an AAF Explorer, which works in Windows to open and play AAF files. Also included are an EDL-to-AAF converter and an MPEG plug-in.

Shaping the technology

You may wonder why anyone would want to be a member of the association if the software is free. The answers include opportunities to shape the future evolution of the software and prioritize new features, as well as benefit from the association's publications and developer

AAF membership

Principal members

- Avid
- British Broadcasting Corp.
- Cable News Network
- Discreet
- Fox News Corp.
- Liberty Livewire
- Microsoft
- National Imagery and Mapping Agency
- Panasonic
- Pinnacle
- Quantel
- Sony
- Turner Entertainment Networks

General members

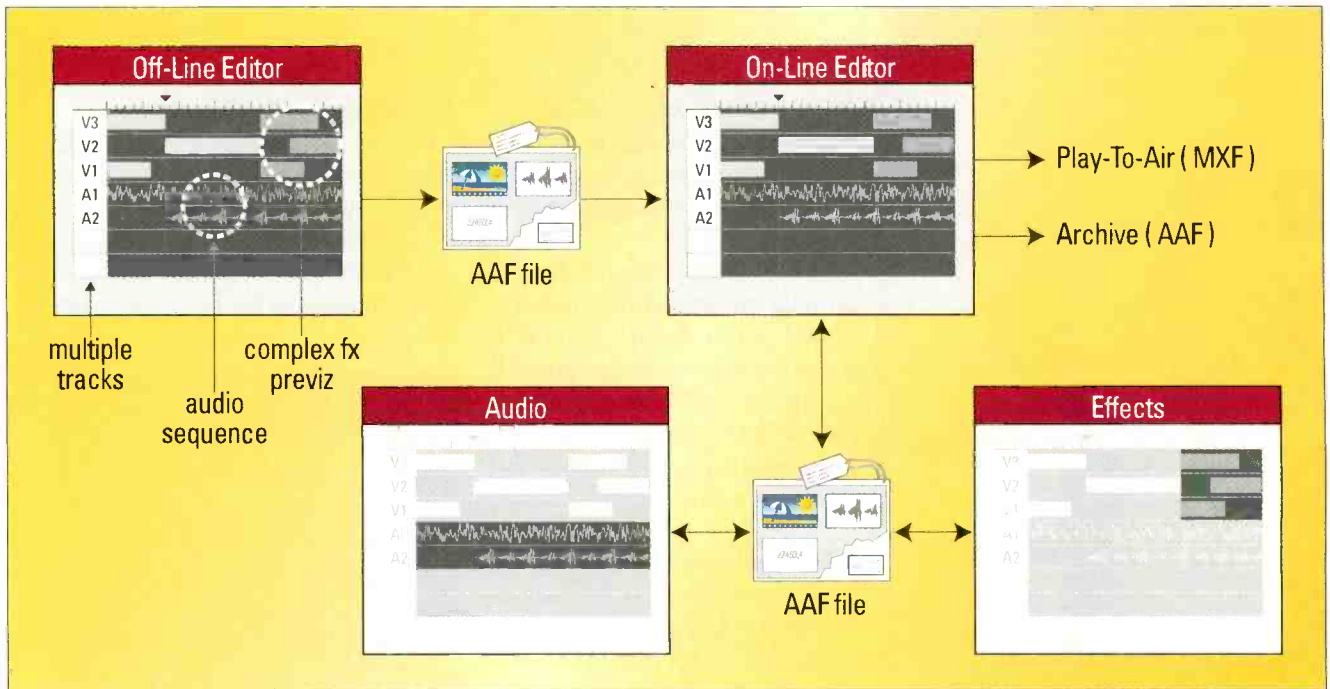
- AIST – Animated Image Systems Technology GmbH
- Ascential Software
- EMC
- Encoda Systems
- Grass Valley Group
- Leitch
- Matrox
- NL Technology, LLC
- Omneon
- Pandora
- Philips
- Post Impressions
- Smoke & Mirrors
- Snell & Wilcox
- Sonic Foundry
- Tecmath
- Warner Bros.

Associate members

- eMotion
- Front Porch Digital
- Dutch Broadcasting Services Corp. (NOB)

Supporters

- International Digital Cinema Festival



AAF enhances workflow by allowing specific parts of a composition to be sent to an appropriate application for treatment and then gathered back into the whole. Diagram courtesy of the AAF Association.

technical support.

In addition to its planned compliance with umbrella metadata standards under the SMPTE and EBU, the AAF Association is working with the International Standards Organization (ISO) and has a close development relationship with the Pro-MPEG Forum.

At NAB2002, there was an Industry Interoperability Center in the Las Vegas Convention Center where six manufacturers' systems displayed the benefits of such interchange technologies. In that center, one company, Oliver Morgan's MetaGlue (www.metaglue.com), offered test,

measurement and validation software for MXF and AAF interoperability as well as consultancy services for users, designers and implementers of metadata-intensive television-production systems. In addition, there were at least eight AAF-compatibility

The BBC announced its implementation of "Project Mercury" to create an AAF-based open-system architecture designed for the 21st century. This design incorporates both common media files and AAF metadata. Along with this announcement came a joint an-

AAF is to digital editing/compositing what the EDL was to linear editing.

presentations on the convention floor at various manufacturers' booths.

Essence data

While AAF was designed to deal with metadata either married to essence media or linked to essence media but located elsewhere, AAF can be a native essence media file format. Such a file format, with essence wrapped in metadata, is mainly designed for post production needs. Remember that the ancestry of AAF includes the OMF interchange format.

One new development trend is using MXF media files with AAF metadata. Because of the depth of metadata associated with AAF media, there are advantages to associate the metadata with a separate but compatible media file format. (See sidebar "MXF and AAF" for additional information.)

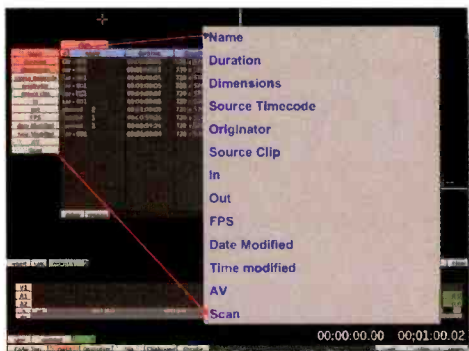
nouncement that the BBC purchased 600 seats of AIST's new AAF-compliant Cinegy NLE software.

QuickTime is focused on information needed to play or stream the file. The AAF technology has a different focus. It is married to metadata that carries a history of processes from the original creation or storyboard through the final editing. Such information can make it easier to repurpose content, or provide distribution capabilities through media with differing aspect ratios, resolutions, etc.

At the show, the AAF organization indicated plans to wrap an AAF metadata container around any media file, so QuickTime or any other media could become part of an AAF metadata system.

A call to action

AAF technology can improve the



AAF metadata contains far richer information than the traditional EDL. Each clip listed on this Quantel iQ screen can be embedded with the above metadata, and a non-Quantel AAF-compliant edit system will be able to access the data. Image courtesy Quantel.

post-production process. It can eliminate many tedious steps, saving time and simplifying project management. And it can preserve information normally lost when going from process to process. AAF makes it possible to select the best software for each process without data loss.

AAF products are available now. There were a large number of popular editors and composers demonstrating AAF compatibility. If you want the benefits of AAF technology, contact your systems' manufacturer and ask when it will be available.

But many manufacturers have not yet begun AAF implementation. They say, in effect, "We are interested, but we just have not seen the demand yet. And it won't be that hard for us to incorporate AAF technology when the time is right."

The AAF Association has had a hard time communicating the benefits of this technology to the average user. But as soon as users understand how it will save them time and

money, provide better quality and maybe even offer more creative choices, the demand will grow strong and loud.

Find out what AAF could mean for you. The benefits described here are only a part of what AAF will offer in the future. We can have a true cross-platform, cross-OS, cross-manufacturer transfer of content solution, and we will be able to select the software solutions we want without compromise. **BE**

Bob Turner is a 30-year veteran film and video editor and nonlinear editing system consultant.

Editor's note: The editor would like to acknowledge Brad Gilmer, executive director of the AAF Association and writer of Broadcast Engineering's "Computers and Networks" column, for his assistance with this article.

MXF and AAF

Most broadcasters are probably familiar with Material eXchange Format (MXF), created by the ProMPEG Forum. It is essentially an essence media and metadata subsystem of AAF. MXF shares the AAF object model but not the binary file format. By making the MXF design a subset of the essence-oriented parts of AAF (but with a different binary format), the AAF organization has the option to use MXF or AAF as the essence container. You can expect to see a future version of the AAF toolkit supporting direct access to MXF's binary format.

MXF was designed for video servers and streaming. The smaller mediafile metadata containers make the format a good choice for less demanding news editing operations. Because of its less complex file structure, it is faster for archiving and online/near-line mediafile solutions.

The limited MXF metadata can be accepted in an AAF metadata post-production environment, and the AAF metadata can be filtered to fit an MXF metadata file. In other words, they are relatively compatible. This means that a broadcaster can have a facility where the post-production department can share media and metadata with the news editors and the media and metadata can reside on the same servers. Because of the search and access speed for MXF essence media source material, there is a trend by manufacturers to use AAF metadata associated with the MXF source media and not use the more complex AAF media with the complex metadata container. At this year's NAB, Mike Rockwell, CTO of Avid Technology, indicated that Avid's media files would be heading in exactly this "MXF with AAF associated metadata" direction. He pointed out that, with an MXF header to point to – any media file, from QuickTime to .wav – could have AAF associated with it.

Data dictionary

Essence data or essence media: All program content consists of two parts: essence data and metadata. Essence data is the actual audio/visual media, such as:

- Video data – uncompressed video, RGB, HDTV, proprietary video file architectures, or common compressed video formats such as MPEG-2, QuickTime, .avi and DV
- Audio data – any digital audio source (audio clip from a single track on an NLE, .aiff, .wav, or DAT)
- Graphics/CG/animation – graphics, animation or text formats (.tif, .tga, .jpg, .pix)

Metadata: All the data that cannot be seen or heard, such as EDLs, timecode and sync/blanking information. Metadata comes in two categories: descriptive metadata and structural metadata.

Descriptive metadata can include:

- **Identification and location metadata** – anything that can identify essence media (e.g., file source type or location of a videotape)
- **Process metadata** – How essence media is assembled (how the media is composited or edited). This data may be used to automatically assemble a new essence media.
- **Administration metadata** – digital rights, encryption, user access, air date scheduling and other business administration
- **Interpretive metadata** – language descriptions, scene/take, character, artists
- **Parameters metadata** – signal coding, storage type, streaming parameters

Structural metadata can include:

- **Relational metadata** – links, synchronization or relationships of essence media
- **Spatial and temporal metadata** – creation dates, durations, event times, delays, layer of object

MPEG-4 secrets

BY JOHN WATKINSON

Coming so soon after MPEG-1 and MPEG-2, MPEG-4 raises a number of questions. Will it replace MPEG-2? Does it make existing equipment obsolete? How does it affect the broadcast industry? To answer those questions, this article explores MPEG-4's predecessors and puts MPEG-4 into perspective.

All compression-decompression schemes (codecs), including the MPEG variety, are concerned with using fewer data or less bandwidth to store or transmit pictures and sound. Compression certainly isn't new to broadcasting.

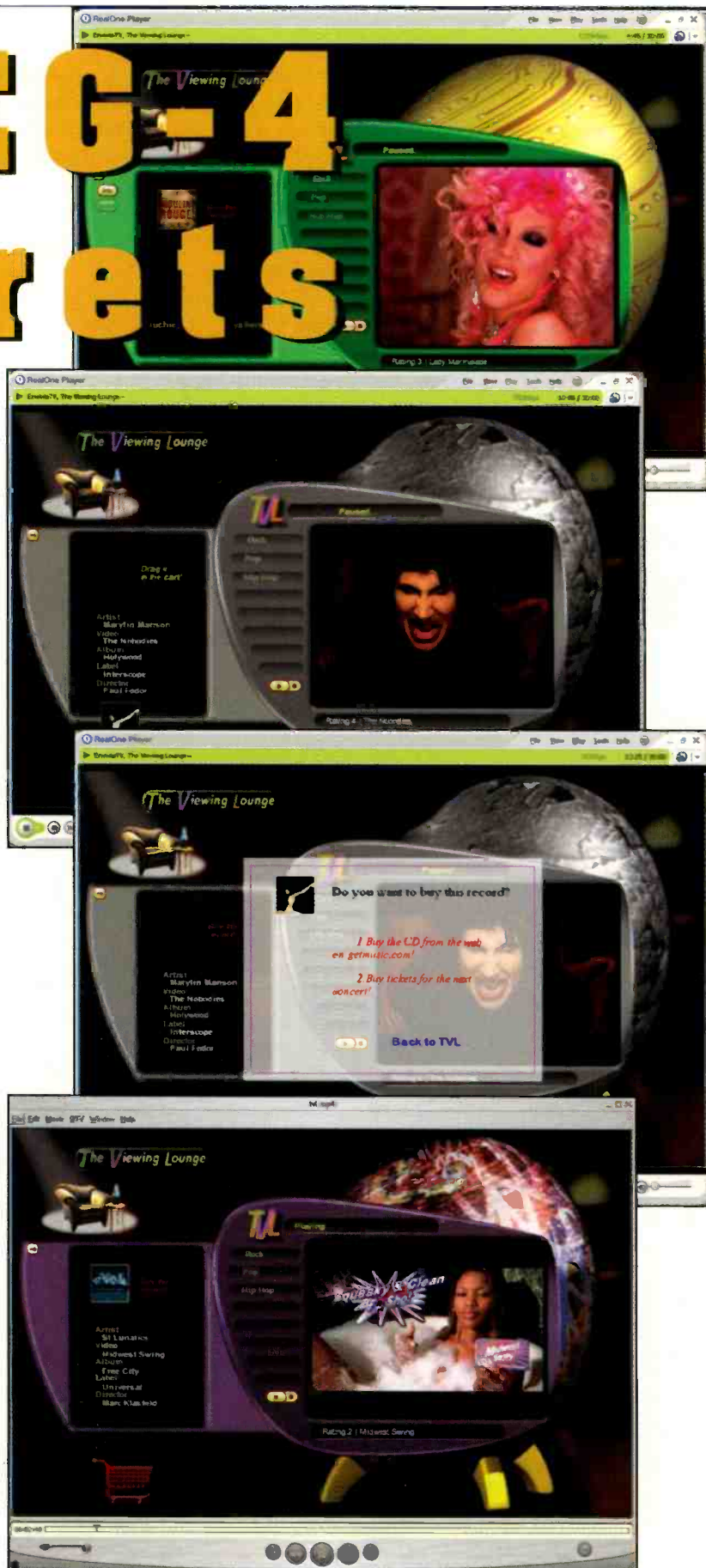
For example, interlacing scan lines is a way of halving the video bandwidth and is a crude compression technique. Systems like NTSC fit color into the same bandwidth as monochrome and are also classified as compression techniques.

Effective compression relies on two devices: an encoder at the signal source that packs the information more efficiently, and a corresponding decoder at the destination that unpacks it. Unless these two devices are compatible, the system won't work. Without standards to provide this compatibility, there would be chaos.

Flexible and upgradeable

The problems facing the MPEG designers were many, but the most important ones were how to make

Envivio's Video Lounge allows users to select and watch their favorite music videos and buy CDs and concert tickets. The Video Lounge screens consist of multiple MPEG-4 objects that are composed using the MPEG-4 binary information for scenes (BIFS) composition tools.



The *Tiger* Advantage is clear to see



The PESA **Tiger** is the most recognizable routing switcher in the industry. The reasons for the **Tiger's** overwhelming success are easy to see.

The PESA **Tiger** is adaptable to a wide range of requirements. Standard frames can be populated with a mixture of analog and digital cards in increments of 8 inputs and 16 outputs. This architecture makes expansion very affordable.

Many leading mobile production companies specify the PESA **Tiger** due to its proven reliability and rugged construction. Its compact size is another great advantage.

PESA control options for the **Tiger** are very flexible, too. The versatile 3500 series control systems support a wide range of panel choices. The PESA **e-Route** provides TCF/IP based router control from the desktop.

Call for more information today!

144x144 Routing Switcher

- Up to 360MB/s for Digital Video
- Analog video to 250MHz
- Stereo Analog or dual AES/EBU Audio
- 12RU Video Chassis; 8RU Audio Chassis
- Internal Redundant Power Supplies



PESA
Switching
Systems

35 Pinelawn Road • Suite 99E • Melville, NY 11747 • salesinfo@pesa.com

Tel: 631-845-5020 • 800-328-1006 • Fax: 631-845-5023 • www.pesa.com

MPEG-4 secrets

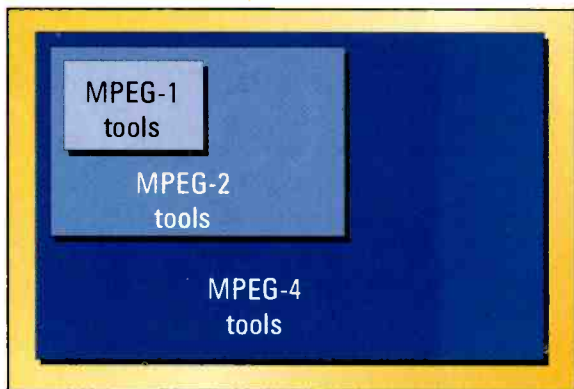


Figure 1. MPEG-2 did not obsolete MPEG-1, but rather augmented it. MPEG-2 can be thought of as a larger toolbox that includes all of the MPEG-1 tools. Likewise, the MPEG-4 toolbox is massive, but it still contains all of the MPEG-1 and MPEG-2 tools.

compression available to a wide range of applications and how to allow future enhancements to prevent obsolescence.

The designers wanted to make MPEG available to applications from large-screen, high-quality video systems to small, black-and-white security systems. Obviously, an electronic-cinema compression system designed to work on a giant screen must have more powerful hardware and more memory than a system designed for a security camera.

The designers addressed this problem by defining "Levels" and "Profiles" in the system. Levels set limits to the amounts of processing power and memory needed to decode the signal. Profiles set limits to the complexity of the encoding and decoding.

MPEG designers addressed the problem of avoiding obsolescence by adopting two steps. The first was to define the signal between the encoder and decoder devices, instead of defining the devices themselves. The second was to make improvements that were backward compatible.

MPEG defines the syntax and protocol of the signal between the encoder and the decoder. This is, effectively, a kind of language. A compliant encoder is one that can speak the language, even if it only has a limited vocabulary. A compliant decoder must be able to understand the whole vocabulary at a particular profile, just in case an encoder chooses to use some

thus can be eliminated from the data stream. Another MPEG tool is the ability to send picture differences that

of the obscure terms.

MPEG works by making available a set of tools that may result in compression under different circumstances. One of these is the discrete cosine transform (DCT), which turns an eight-row-by-eight-column block of pixels into a set of coefficients. When typical images are subjected to DCT, many of the resulting coefficients are small, or zero, and

a simple encoder that works well, but occasionally it encounters a particular type of picture that it can't compress. So the engineers develop a new tool to fix that. The result is that the encoder encounters uncompressible pictures less often, but it still happens. So the engineers keep developing new tools to keep up with compression difficulties. They can't develop these tools overnight, and they have to start somewhere. MPEG-1 was the starting point for compressing moving pictures. It contained a useful set of compression tools (some of which were developed for JPEG), but it was by no means the definitive system.

Figure 1 shows that MPEG-2 did not obsolete MPEG-1, but rather augmented it. In a sense, MPEG-2 is a larger toolbox that includes all of the MPEG-1 tools. An MPEG-2 decoder,

Developing compression tools is rather like an arms race.

convert another picture into the present picture, and so on. An intelligent encoder will choose the most appropriate tools for the type of incoming material.

Developing compression tools is rather like an arms race. Engineers build

by definition, contains an MPEG-1 decoder and is compatible with MPEG-1 bit streams. A compliant MPEG-2 decoder includes all of the MPEG-1 tools, and would interpret an MPEG-1 bit stream as a valid MPEG-2 bit stream that did not explore all of the

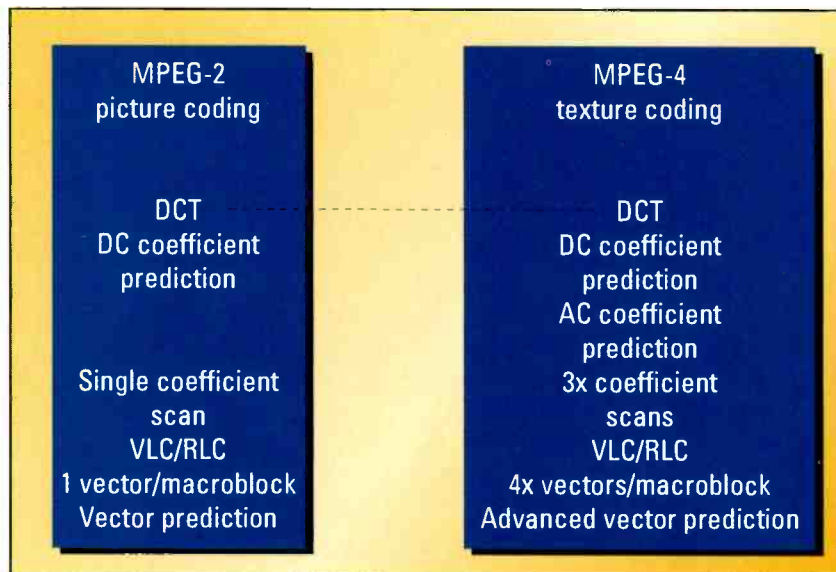


Figure 2. A comparison between MPEG-2 and MPEG-4. MPEG-4 brings extra tools to image coding.



500 success stories

new 516 Pro Video Fluid Head

The 516, designed as the upgrade of the 3066 (which sold over 100,000 units) is sure to be a favorite of Professional DV Cam operators. Incorporating new technology and design features, the 516 gives you the smoothest view with great control - guaranteed to meet all budgets.

- 360° Pan / +90° -60° Tilt
- Separate Pan and Tilt Locks
- Loads up to 22 lbs
- Advanced Fluid Cartridge Drag System
- Lighter and more compact than the 3066
- Leveling bubble

Available in kit form with tripod, fluid head and carry bag.

The 516 Professional Video Head - New advanced features for an undisputed favorite.



The Complete 500 Series meets every DV support need

501

- Adjustable Drag
- Loads up to 13.2 lbs



503

- Return to center counter balance spring
- Fluid cartridge drag system
- Loads up to 13.2 lbs



505

- Interchangeable counter balance springs
- Adjustable fluid drag
- Loads up to 22 lbs



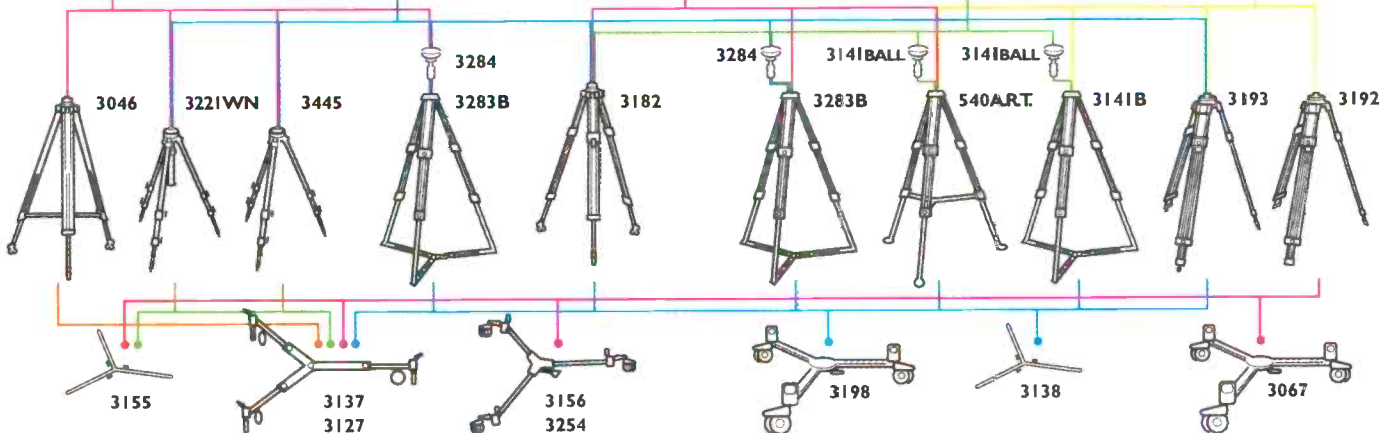
516

- Return to center counter balance spring
- Fluid cartridge drag system
- Loads up to 22 lbs



510

- Adjustable counter balance spring
- 4 position fluid drag settings
- Loads up to 23 lbs



MPEG-4 secrets

coding possibilities. However, an MPEG-1 decoder would not understand the coding tools introduced by MPEG-2 bit streams. This relationship of backward compatibility within the MPEG family holds for MPEG-4 as well. The MPEG-4 toolbox is massive, but still contains all of the MPEG-1 and MPEG-2 tools.

Extra tools

Let's consider the extra tools MPEG-4 brings to image cod-

ing. Figure 2 shows a comparison between MPEG-2 and MPEG-4 in this

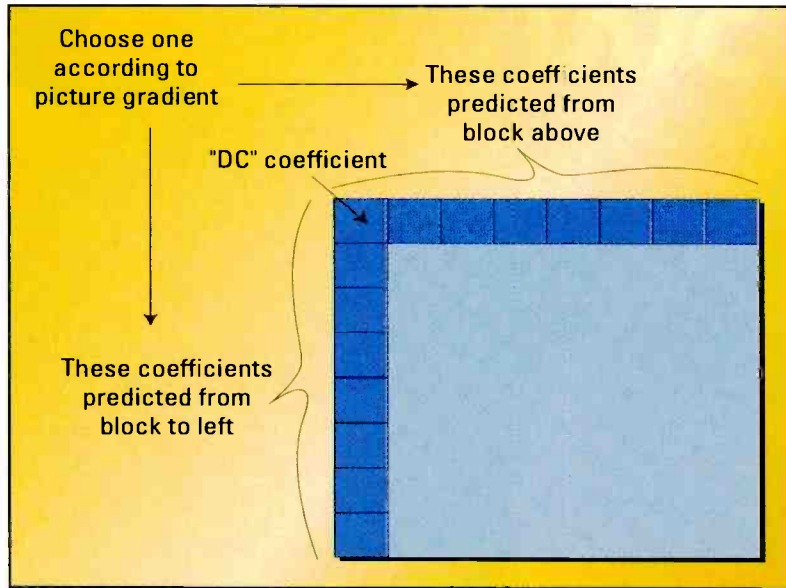


Figure 3. With MPEG-4, one can predict the entire top row of coefficients or the entire left column of coefficients from an earlier block.

Clearly, in an image containing a large plain area, the average brightness of

from an earlier block. Choosing between predicting the row coefficients or column coefficients would be based on the picture content. For example, consider an image containing a dominant vertical object such as a utility pole. Scanning horizontally across this image would result in large changes as the pole is encountered, whereas scanning vertically down the image would result in a column of blocks all containing the pole and all having similar coefficients whose

The MPEG-4 toolbox is massive, but still contains all of the MPEG-1 and MPEG-2 tools.

respect. In all of the MPEGs, the DCT creates coefficients. It does this on a block-by-block basis, which gives a certain degree of compression. However, in some picture areas, the coefficients in one block may be similar to those in the next. In these cases, the codec can obtain better performance by predicting coefficients from an earlier block rather than just sending new ones whole. MPEG-2 does this using the so-called DC coefficient. The author cannot see how an array of pixels can result in a direct current, and it might be more accurate to refer to this parameter as the zero-spatial-frequency coefficient, which effectively conveys the average brightness of the pixel block.

several blocks might be the same. MPEG-2 takes advantage of this by arranging blocks in a horizontal picture

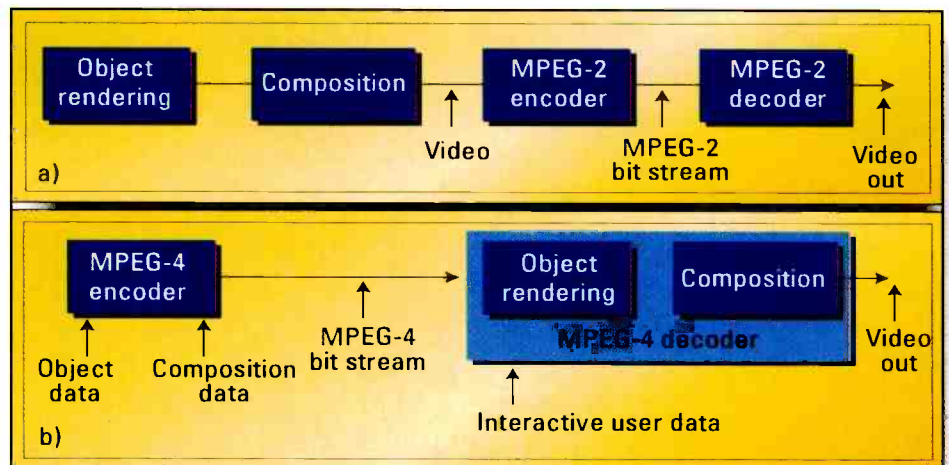


Figure 4. MPEG-4 approaches graphics better than MPEG-2. As Figure 4a shows, an MPEG-2 encoder expects as an input a complete picture repeating at the frame rate. However, an MPEG-4 encoder can handle the graphic instructions directly so that the rendering engine is actually in the MPEG-4 decoder, as Figure 4b shows.

H I G H D E F I N I T I O N D I G I T A L L E N S E S

Who stays one step ahead
in high-definition lenses?
Fujinon, of course.

HA13x4.5ERM



HA17x7.8ERM



HA22x7.8ERM

EXPERIENCE THE EXPERIENCE OF FUJINON!

- Widest angle ever (93.5 degrees) (HA13X)
- Improved optical performance
- Highest magnification (HA22X)
- Digipower
- Quick Zoom, Cruise Zoom, One Shot Preset



FUJINON

Broadcast and Communications Products Division

FUJINON INC. 10 High Point Dr., Wayne NJ 07470-7434 Phone: (973) 633-5600, FAX: (973) 633-5216
FUJI PHOTO OPTICAL CO., LTD. 1-324 Uetake, Saitama City, Saitama 330-8624 Japan, Phone: 048-668-2152

www.fujinon.com

MPEG-4 secrets

similarity could be exploited to get better compression.

To use MPEG-4 terminology, the utility pole would result in strong horizontal picture gradients that would indicate the use of vertical prediction. If the picture contained a dominant horizontal object such as a horizon, vertical prediction would create strong vertical picture gradients, indicating that horizontal prediction would be the better mode. Since the choice of which mode to use is based upon the picture gradients, the decoder can determine which

MPEG-4's potential

However, whereas MPEG-1 and -2 work with pictures in their entirety, MPEG-4 goes far beyond. It can work with picture information generated, captured or manipulated by computers, and it is in these areas where the potential of MPEG-4 resides.

Figure 4 shows a comparison between MPEG-2 and MPEG-4. In Figure 4a, an MPEG-2 encoder expects as an input a complete picture repeating at the frame rate. Imagine that such a picture was the output of a

Given the massive power of MPEG-4, there isn't much it can't compress.

mode the encoder must have used simply by looking at the picture, so no extra data needs to be transmitted to specify the mode.

MPEG-2 uses motion compensation, sending one vector per macroblock (a macroblock is a set of four blocks). MPEG-2 uses this vector to bring pixels from another picture to the location in the present picture giving the greatest similarity to the actual values. MPEG-2 predicts the vectors horizontally using slices (a slice is a series of macroblocks). MPEG-4 enhances this approach by allowing extended vector prediction. MPEG-4 can predict the vector for a given macroblock from those above or to the left, so it only sends the prediction error. As this reduces the amount of vector data, it then becomes possible to have one vector per DCT block. With four times as many vectors, the motion prediction will be better, resulting in smaller prediction errors.

Considering just picture compression, MPEG-4 does slightly better than MPEG-2, but not sufficiently better to warrant obsoleting the latter. MPEG-2 is well established in broadcast production and transmission as well as in DVDs, and is not under serious threat from MPEG-4.

graphics engine that was rendering images in real time. The graphics engine would compute the appearance of any virtual objects, from the selected viewpoint, using ray tracing. If the viewpoint or one of the objects were to move, each video frame would be different and the MPEG-2 encoder would use its coding tools to encode the image differences. However, the motion of a virtual object could be described by one vector.

Figure 4b shows that an MPEG-4 encoder can handle the graphic instructions directly so that the rendering engine is actually in the MPEG-4 decoder. Once the appearance of objects is established in the decoder, animating them requires little more than transmitting a few vectors.

Figure 5 shows that MPEG-4 works with four types of objects. Objects may be encoded as two- or three-dimensional data. Two-dimensional objects are divided into video and still. A video object is a textured area of arbitrary shape that changes with time,

whereas a still texture object does not change with time. Typically, a still texture object may be a background. Although it does not change with time, it may give the illusion of doing so. For example, if the background pixel array is much larger than the display, the display can pan across the background to give the impression of motion.

Figure 5 also shows that MPEG-4 standardizes ways of transmitting the three-dimensional shape of a virtual object, known as a mesh object, along with the means to map its surface appearance, or texture, onto that object. Generally, it can handle any shape object. The decoder re-creates each object and renders it from the selected viewpoint. In parts of the picture where there is no object, the decoder keys in the background. It should be clear that if the decoder is aware of the shape and texture of all relevant objects, the encoder does not need to choose the viewpoint. In an interactive system, the viewer might choose the viewpoint.

For applications such as videophones and video conferencing, MPEG-4 supports a specific type of

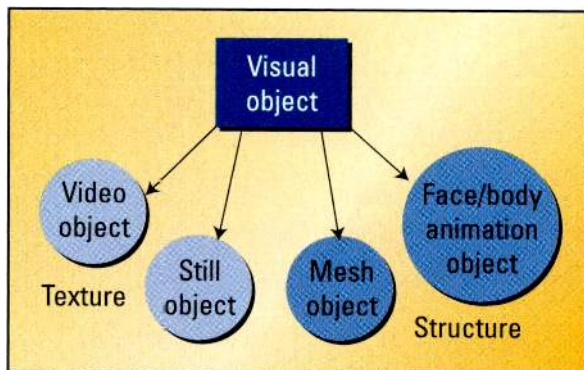


Figure 5. MPEG-4 works with four types of objects: video and still objects, which are two-dimensional, and mesh and face/body animation objects, which are three-dimensional.

mesh object (described above), which may be a human face alone or a human face and body.

At this point, we have left television and video far behind. Forget rasters and pixel arrays. Instead, consider the appearance of an object chang-



A Clearer Picture in an Ever-Changing World.

Higher quality. More choices. Optimal reliability. Right where it's always been. At ADC. As the industry leader in audio, video, and data connectivity, ADC has the innovative products and demonstrated expertise to help you keep pace and remain flexible in the ever-changing broadcast marketplace.

Your customers demand crystal-clear signal quality. We help you deliver it. We are committed to designing future-proof patching and connectivity solutions with unmatched reliability. And we control every step in the manufacturing process to ensure your signal quality remains clear and true. Isn't it good to have connections you can rely on? **Contact:** 1.800.227.6143 ext. 425, or visit www.adc.com/broadcast.

CONNECTIVITY / IP CABLE / DSL / OPTICS / SOFTWARE / SYSTEMS INTEGRATION



Broadband Delivered.™

MPEG-4 secrets

ing with time. A flexible object may actually change shape, whereas a rigid object would appear to change shape as the result of a change of perspective. MPEG-2 can only handle perspective shape changes very crudely, using motion-compensation vectors on individual macroblocks. MPEG-4 handles such changes using a technique called warping. It samples the surface of the object by a series of points. As the object changes, the points may move relative to one another. If a flexible object shrinks, all of the points get closer together, whereas if it turns in perspective, some points may get closer together and others may get further apart. The points form a structure called a mesh. MPEG-4 can distort the mesh by sending vectors to move the points. As the points move, the texture is interpolated in the decoder so that it continues to fit the new shape. In this way, object movements that would result in considerable picture differences in the video domain can be coded by MPEG-4 with just a handful of vectors.

In two-dimensional coding, the equivalent of a video frame is the video object plane (VOP). VOPs occur at the frame rate and intersect one or more video objects. MPEG-4 uses prediction between VOPs just as MPEG-2 uses prediction between pictures. There are groups of video object planes (GOVs) that contain I-VOPs, P-VOPs and B-VOPs. Figure 6 shows how a B-VOP can be bi-directionally coded from two other VOPs.

In three-dimensional coding, the meshes are not planar. Instead, each point or vertex has x, y and z coordinates. The encoder describes the mesh to the decoder using differen-

tial coding, where each vertex is coded as a spatial difference from the previous one. Each set of three points forms a triangle that can be filled with texture. By definition, a triangle has a flat surface. Based on this, it is possible to have a scalable three-dimensional mesh. The base-

relating to the kind of expressions that humans use. As the decoder receives the vectors, it modifies the mesh to create the latest version of the shape of the face. It then maps existing texture onto the face. This is a very efficient process because facial texture only needs to be sent

once. From then on, the facial expressions are obtained by warping the texture to fit the new mesh. In practice, the bit rate needed to send the mesh update is less than the bit rate needed for compressed speech.

Given the massive power of MPEG-4, there isn't much it can't compress. One of the fundamentals of coding theory is that the complexity of the encoder and decoder

must rise with the compression factor. MPEG-4 probably represents the practical limit in coding complexity. Although it can reduce a moving image to a few vectors, it does require the decoder to be a powerful graphics-rendering engine. And although the object-based tools of MPEG-4 are very efficient, they are easily applicable only to computer-generated images. In principle, an encoder could be built that would take in real video from a natural image and dissect it into objects, but this would be a very complex process.

So there we have it. Is MPEG-4 clever? Yes. Does it make MPEG-2 obsolete? No. MPEG-4 will find applications in videophones, video conferencing, Internet image transfer, interactive video games and virtual reality, but it won't replace MPEG-2 in DVB, DVD or television production. **BE**

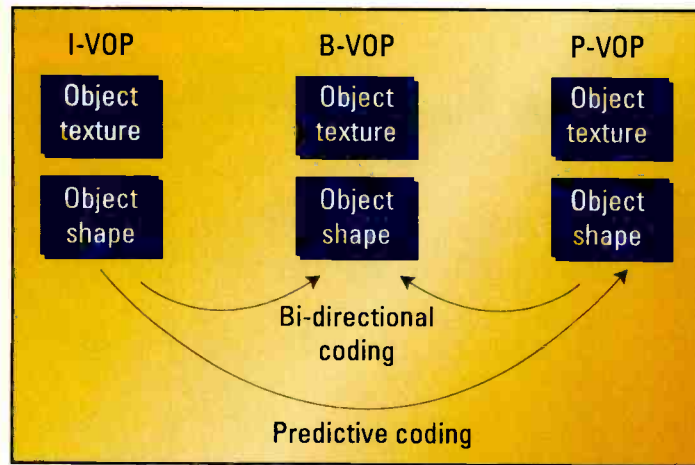


Figure 6. VOPs in MPEG-4 work like pictures in MPEG-2 and can be intra-, forward- or bi-directionally coded.

level mesh describes a body having reference planar triangles, but a subsequent layer could make the shape of the body more accurate by defining new points that are displaced with reference to the triangle surface. In this way, the decoder can produce an image that is the best possible for the allowable bit rate.

In face animation, MPEG-4 defines a neutral face. This is a mesh having a set of vertices corresponding to an average expressionless human face. All decoders know this neutral face, and so to create a real face it is only necessary to transmit the differences between the vertices of the neutral face and those of the real individual. Texture then covers the surface to obtain a realistic reproduction of the speaker in three dimensions. The decoder can then render the face for a certain viewpoint.

To animate the speaker, the encoder sends vectors that move the vertices of the facial mesh. However, these are not generic vectors, but are specifically designed vectors

John Watkinson is a high technology consultant and author of *The MPEG Handbook* (Focal Press).



The Omneon Networked Content Server System

Infrastructure For Digital Media – More Advanced at Lowest Cost

More Scalable: 2 Gbits/sec Fibre Channel storage supports up to 96 real-time channels for content acquisition and play-to-air

More Bandwidth: Multiple Gigabit Ethernet ports provide unprecedented bandwidth to support archival, editing and media access over IP networks

More Applications: Omneon is supported by the major broadcast applications providers – giving you best-in-class solutions for your specific needs

More Affordable: All this enhanced functionality comes in less space at the lowest price



Turner Broadcasting system automation

BY CLYDE SMITH AND DUNCAN LOFTING

Turner Broadcasting System, (TBS), an AOL/Time Warner company, is currently in the process of moving into a new facility with approximately 193,000 square feet. All technical facilities will be moved and upgraded, and the automation capability will be expanded.

Overview

The Network Operations (Net Ops) unit provides wide-ranging 24-hour functional support for the 130 network operations staff members who manage playout of 18 network feeds originating from the Turner facility. These networks include TBS Superstation, WTBS-17, TNT, Cartoon Network, Turner Classic Movies, Boomerang and Turner South, as well as nine networks in Latin America. Net Ops departments include broadcast operations, library services,

24 hours a day at different levels of operation. These levels range from the highly complex major network channels – which include captioning,

throughout the facility to ensure consistent operation, and that program and commercial playout occurs as scheduled.

TBS has a number of requirements for their automation system, including scalability and redundancy.

fully automated DSKs and live programming – to the smaller channels that operate a simple schedule on an eight-hour wheel.

Automation requirements

In deciding to fully automate the Net Ops facility, a strong factor was the desire to have the ability to add more channels and networks while maintaining a “tight” playout look, without a major staff addition for each channel.

TBS has a number of requirements for their automation system, including scalability and redundancy. The scalability is important due to the diversity of channels TBS supports.

When new networks are introduced, they generally start off as a simple channel. As these networks grow and become

Automation architecture

The Pro-Bel system is divided into two parts: Sextant and MAPP. Sextant is the overall automation control architecture, which controls all devices including VTRs, CGs, still stores, audio carts and DSKs. It generates the overall playlist and is the system manager. MAPP is the media management system controlled by Sextant. It can also be equated to a server operating system. Its functions include ingest, storage, playout and background Fibre channel transfer. MAPP also has the ability to work with near-line storage solutions.

With the diversity of channels originating from the facility, it is important to provide the operators with a similar interface so that training can cover all the channels. This enables the operators to move between channels without a massive “channel re-orientation.” It is also important for the automation system to operate on a well-known operating system (NT 4.0 Windows 2000). This allows the hardware and operating systems for the control system to be easily understood by a wide range of technical personnel and reduces the need for specialized training in these areas.

Media management

TBS’ requirement for dual server redundancy requires the media



The Pro-Bel automation system is divided into two parts: Sextant and MAPP. Photo courtesy Chyron.

log management, sales operations, engineering and broadcast transmission.

All networks and channels transmit

more complex, the automation system must be able to grow with them. Redundant operation is required

360 Systems Announces

ETHERNET AUDIO™

Say Goodbye to Sneaker-Net. //

360 Systems' new Ethernet Audio system delivers audio where you want it, when you want it.

Our advanced DigiCart/E is the key part of the Ethernet Audio network. It provides both local and networked audio storage, an excellent set of production tools, and familiar operating controls. Features include record, play, edit, playlists and even programmable Hot Keys. With DigiCart/E enjoy the freedom of audio that's instantly available anywhere in your facility.

The new DigiCart/E protects your existing investment in DigiCart II recorders.

It's 100% file-compatible,
100% disk-compatible,
and even uses the same
serial control commands.



With Ethernet Audio it's easy to attach other workstations to the network. Now you can share your important production audio, download files from the web, and move content across the room or across the country.



DigiCart/E Ethernet Audio™ Recorder

Ethernet Audio delivers big improvements in speed and convenience – all at a price that makes sense.

Interested? Visit our web site for more information on Ethernet Audio.

360 Systems 5321 Sterling Center Drive
Westlake Village, CA 91361
Tel (818) 991-0360 E-mail: info@360systems.com

Log on
360systems.com®
Get
the
Story

management system to have accurate records of material on both the main and backup servers. It also has to be able to manipulate material on both servers to be able to output both the main and backup playlists. The MAPP system maintains a database of all programming on both servers to make it 'instance' aware of all available media. This

awareness allows it to maintain and update both playlists while they operate simultaneously.

It is important for operational security and redundancy that individual networks or groups of networks not

It is important to provide the operators with a similar interface so that training can cover all the channels.

Don't Miss A Take

SENNHEISER SHOTGUN MICROPHONES



Sennheiser is the first name professionals choose when selecting shotgun mics. From our MKH 70 (along with the MKH 60 and 416), to our modular K6 series ME 66 and 67, there is simply no better, more reliable way to capture sound. We've even won an Academy Award for our shotgun technology. When time equals money, only the best will do – Sennheiser.

www.sennheiserusa.com

microphones for production by
SENNHEISER
SOUNDS BETTER

One Enterprise Drive, Old Lyme, CT 06371 Tel: 860-434-9190 Fax: 860-434-1759
Canada: Tel: 514-426-3013 Fax: 514-426-3953 • www.sennheiserusa.com/

interfere with each other, however, they do need to be able to interoperate when needed. To address this requirement, the automation system is designed so that each network is able to run its own MAPP database without reliance or connection to any other network. The database also allows for mass data import and export if desired.

The automation system has to be able to fit into the TBS workflow model, which includes log management. The Sextant and MAPP combination allows TBS to convert to and from various log management systems. The conversion process allows Turner complete control. Any changes that may be required as individual networks grow can be accommodated under TBS Net Ops control.

Benefits of automation

The MAPP system provides a simple output representing the current on-air schedule. This output is scalable and can be enhanced to include interactive TV operation, which is one of the features TBS is looking to use in the future. Since this enhancement is designed to be a part of the existing system, TBS will be able to continue to utilize the same interface on everything from a simple broadband channel to multiple interactive platforms.

In general, Pro-Bel automation has made operation more efficient by enabling TBS to add channels, programs and commercial content without greatly increasing staff, and has given all networks a consistent look based on the demographics of the specific network. **BE**

Clyde Smith is the senior vice president of broadcast entertainment technology for Turner Entertainment Networks, and Duncan Lofting is the contracts manager for Pro-Bel Americas.

Helping broadcasters reach new heights.

Broadcasters today need dependable, cost-effective ways to meet new challenges. Spectrasite Broadcast Group delivers industry-leading technical skills in tower infrastructure. The best-known names in towers are part of the SpectraSite team.

Stainless Towers

Stainless engineering draws on decades of worldwide experience. Half of the tall towers in the U.S. are Stainless. The result is tower designs that perform as expected without costly delays.

Doty Moore

More than half the DTV antenna systems on-air today were installed by Doty Moore, a name that means competence and safety in large-scale tower construction and modification projects.

Analysis and Modification

SpectraSite Broadcast Group has a large staff of highly skilled structural engineers to analyze towers. In some cases, modification of a tower is a better solution. In this highly specialized work, we are the industry leaders.



SpectraSite
Broadcast Group

5601 N. MacArthur Blvd.
Suite 100
Irving, Texas • 75038
972.550.9500
www.spectrasite.com

Gepco's HD cable

BY GARY R. GEPPERT

The frequency requirements for high-definition broadcasting far exceed those of any other video format. The good news is that as facilities begin to migrate to HD, they won't have to worry about the transmission of less demanding formats such as analog or serial digital. In the past couple of years, connector and jack-field manufacturers have been busy making subtle changes and tweaking impedance in order to improve structural return loss, especially at frequencies from 1 to 3 GHz. For the most part, broadcast cable manufacturers have been ready for quite some time with products that meet HD requirements.

The mission for anyone making a video cable for HD is simple: manufacture a product that has no impedance variations over a broad frequency range. How is this done?

Conductor uniformity for solid wire is achieved by paying close attention during the drawing process to eliminate die chatter or scratching. This spurious phenomenon will cause multiple high-frequency structural return loss spikes.

Die chatter can create so many small

Tension control is extremely important when manufacturing coaxial cable. A head is used to apply polyethylene. The consistency at which the plastic is applied is important. The control of periodicity at application of plastic is extremely important to reducing impedance variation of the final product.

The frequency requirements for high-definition broadcasting far exceed those of any other video format.

spikes that, when viewed electrically on a spectrum analyzer, it looks as if it is some type of hash or noise instead of independent spikes. By looking closely under a microscope, one may observe what looks like randomly dispersed small divots in the wire. Upon even closer inspection with a measuring gradient in the microscope, a specific distance from one divot to the next can be observed. There are usually many groups of these periodically spaced grooves, and this is why they create so many structural return loss spikes.

Another method to ensure center conductor uniformity of the copper is to stop a couple mils short of the final required diameter at the intermediate drawing process, then draw the remaining two mils at the dielectric extrusion process. By using a clean precise diamond die to perform this single drawing operation, you can clean up many imperfections that were generated by previous drawing operations. This holds true as long as the imperfections do not exceed the depth of your final drawing operation. At worst, you will still reduce many anomalies and lower the structural return loss number at the higher frequencies.

Tension control systems usually consist of a motorized let-out system followed by an accumulation method integrated into a regenerative metering and take-up capstan, monitored through strain gages with a dampened method to adjust and hold a constant tension. Ensuring that the wire does not elongate over a long distance takes some very exacting equipment with the correct control algorithms to properly dampen the system so as not to overcorrect. Correct tension control not only can ensure the uniform application of the plastic, it also can maintain the exacting size of the wire, two extremely important requirements in manufacturing high-quality coaxial cable for HD.

In the manufacturing process, cable must pass over a series of guides in order to keep it properly aligned through its various paths from pay-off to take-up. The wire, whether un-insulated or insulated, takes a route over guide wheels called sheaves, which have bearings at their center. In order to predict a potential problem with regard to periodicity it is best to, wherever possible, use sheaves and bearings that are the same size. This will ensure that when structural

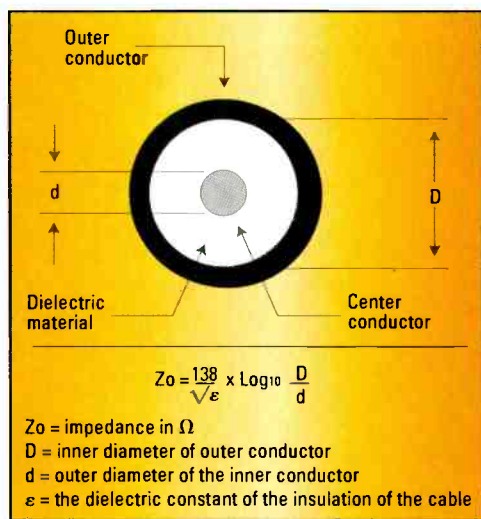


Figure 1. The equation above details the development of Gepco's HD cable.

That's where the simplicity ends. First, you need a center conductor that has no variations. Remember, impedance is determined by the diameter of the insulation over the diameter of the



smooth, **powerful**,
and very, very **FAST.**



**SDR422CI OMNI DIGITAL MPEG-2
DVB RECEIVER AND DECODER**

MPEG-2 DVB 4:2:2 P@ML and MP@ML Processing • Full speed 50 Mbps video • High speed ASI input processing • Simultaneous output of analog and digital video and audio • Dolby Digital™ AC3 capability • Plug-in security cards • Intuitive front panel controls • Wide symbol rate range input • DigiCipher® II compatible satellite demodulation

 **Standard
Communications**
The Standard in Broadband

US: 800-745-2445 Canada: 800-638-4741 Europe: 44 1923 800 510 Latin America: 55 11 3887 6598 www.standardcomm.com

Trademarks are the property of their respective owners.

return spikes are discovered they may be easily traced back to a specific size sheave or bearing diameter.

To determine the diameter of a spurious sheave or bearing, simply convert the speed of the cable in feet per second, divide by the frequency of the spike in megahertz, multiply by 12 to convert to inches, and then divide by

π (3.1416) to get the diameter.

Coaxial cable anomalies can also be further reduced by the use of precision laboratory bearings. They are usually more costly and harder to find, but the results are worth the effort.

Creating foams is achieved by blending specific types of polyethylene. The recipe must be repeatable

over a long time span for a broad product range, and the consistency of the compound must be maintained over a long duration.

Development process

Gepco's development of a precision video cable for HD began back in 1986 with the introduction of VPM2000. This cable revolutionized wiring for the broadcast market due to its small size, low attenuation and ease of termination. Until its introduction, all precision cables for broadcast were constructed with solid polyethylene dielectrics. Velocity of propagation was restricted to 66 percent, shields were constructed of double braids and outer jackets were also solid polyethylene. All of which made for a product that was difficult to use, heavy, stiff and that did not meet any of the new UL requirements. Previous video broadcast cables had been modeled after the Western Electric 724 construction, the standard since the 1940s.

Up to this point, foam dielectrics were prohibitive for use as a precision coaxial product because of inconsistency in the blending of chemical foams, which caused variations in diameters, shrinkage and cracking with variations in temperatures.

With the development of nitrogen gas injection systems, creating foam for use as a dielectric with electrical consistency became practical. It made it possible to manufacture a product that could be regarded as precision. Blends of materials and delivery of the gas in the extrusion process now made foams harder and more consistent, with broader temperature operating range. Velocity of propagation rose to 82 percent, four percent better than chemical foam products. Attenuations were much lower than any of the other precision cable available at the time.

As broadcasters continue their migration into high definition and market demands continue to change, Gepco will also evolve its products to stay ahead of the market.

BE

Gary R. Geppert is president, CEO and owner of Gepco International.

CANTUS. Digital Diversity.

Whether it's in a broadcast studio, O.B. van, recording studio, dubbing stage or theater - the CANTUS console can be found.

CANTUS, a versatile digital audio mixing system, provides the most comprehensive audio management solution available today.

But there's more to CANTUS than meets the eye: sophisticated design, German engineering, reliability, ease of use and uncompromised quality! Featuring 28-bit TrueMatch™ converters, 40-bit floating-point processing, fiber-optic networking, and the NEXUS routing system, the CANTUS can be customized to meet your every mixing need.

Discover Digital Diversity Today.



SALZBRENNER STAGETEC MEDIAGROUP

Proudly Announces the Opening of:

SALZBRENNER STAGETEC USA

19410 Kilfinan Street

Northridge CA 91326

Phone: (818) 368-5153

Fax: (818) 368-5908

salesUSA@stagetec.com

SALZBRENNER STAGETEC MEDIAGROUP

Industriegebiet See

D-91655 Buttenheim, Germany

Phone: +49 9545 440 0

Fax: +49 9545 440 114

sales@stagetec.com

www.stagetec.com



Plays Well With Others

HP75BNC Series:

- >> *True 75 Ohm* impedance
- >> 50 mi gold plated center pins
- >> Nickel-plated, machined brass shells

HP75BNC
Series

AAA Series:

- >> *Only 2 pieces* to assemble, saves assembly time
- >> Quickest assembly time in the industry
- >> Optional die-cast handle improves durability
- >> Available in 3-7 pins, black and gold finishes

AAA Series

Front Access Audio Patchbay:

- >> Easy slide-out tray for fast terminations from the FRONT of the rack
- >> Available in both long-frame or bantam configurations
- >> All jacks are nickel-plated, steel frame, with gold-plated crossbar contacts
- >> Part of a complete line of audio patchbays, call for details

Front Access
Audio Patchbay

Video Patchbays:

- >> MVP midsize High Definition version rated at 3.0Ghz
- >> VPP standard High Definition version rated at 2.4Ghz
- >> VPP standard Serial Digital version rated at 1.5Ghz
- >> Available in 1RU, 2RU's, 24, 26 or 32 jacks, terminated, non-terminated, or non-normalled

Video Patchbay

Switchcraft™

www.switchcraft.com

5555 North Elston Avenue / Chicago, IL 60630
Phone: 773-792-2700 / Fax: 773-792-2129

Dialight tower lighting

BY DOUGLAS WOehler

The Federal Aviation Administration requires all obstacles that present hazards to aircraft navigation, notably television and radio antenna towers, to be clearly marked at all times. Flashing red beacons are generally recommended at 150 feet and are mandatory at 200 feet and above, depending upon the structure's proximity to an airport. In addition, towers situated along highways often must be marked, regardless of height.

Tower owners typically fulfill these marking requirements by using red lights at night – both flashing beacons and steady-state obstruction lights – and white strobe lights during the day. Although the FAA permits tower operators to use white strobe lights 24 hours a day, studies show they can strain community relations and adversely affect migratory birds.

An alternative approach is to paint towers FAA-specified orange or white, but this requires costly repainting every five to six years.

To date many tower owners have used in-

candescent lamps to meet the FAA red lighting requirements. Rated at 2000 to 8000 hours, these lamps can last anywhere from six to 18 months. If they fail, they must in some cases be replaced immediately. As a result, many tower operators replace the

lights annually as part of routine maintenance. Although incandescent lamps cost only \$20, the cost to have someone climb a 2000-foot tower to replace one could exceed \$4000.

LED technology

Another option is light-emitting di-

odes (LEDs), which last at least five years. They have only recently become available for high-intensity, outdoor applications such as tower lighting.

odes (LEDs), which last at least five years. They have only recently become available for high-intensity, outdoor applications such as tower lighting.

through it to generate light. Most of the energy is dissipated as heat, which is why incandescent lamps are so energy-inefficient. As the filament continues to burn, it becomes even thinner and more brittle, depositing a layer of tungsten inside the bulb, which further decreases light output. Moreover, the low resistance of the filament when it is cold permits an in-rush current that can be 10 times the rated operating current. Because of these factors, the service life of incandescent bulbs rarely exceeds several thousand hours.

By contrast, LEDs are solid-state devices encapsulated in an optical-grade epoxy. They consist of a semiconductor die mounted on a conducting lead with a bond wire connecting the top of the die to another conducting lead. Current flows through them in a forward direction, emitting light as the electrons move between the two semiconductor materials. This process converts more of the energy supplied to the device into light with less dissipated as heat. Due to their semiconductor construction, LEDs are also less likely to fail prematurely from shock and vibration.



Dialight's LED-based flashing red beacon features a less abrupt on-off transition than strobe lights and minimizes potentially disturbing ground-lighting effect.

odes (LEDs), which last at least five years. They have only recently become available for high-intensity, outdoor applications such as tower lighting.

LEDs were developed in the late 1960s, primarily for use in electronic systems as status indicators. They demonstrated advantages over incandescent lights, notably longer service life and reduced power consumption. These factors captured the imagination of design engineers seeking more efficient lighting solutions for a wide range of outdoor applications, including tower lighting.


Conventional incandescent light bulbs and LEDs operate on entirely different technologies. Because incandescence involves heating something to produce light, it is by definition a self-destructive process. Luminescence, by contrast, is a process that emits light by de-

Conventional incandescent light bulbs and LEDs operate on entirely different technologies.

“Call My Guys Crazy But We’re Not Stupid...”

Safety is important to us. And that’s why we prefer erecting PiRod towers. Even my guys with no fear at all appreciate PiRod’s unique emphasis on design safety. By taking our needs into consideration, they help make our job easier and faster. As a matter of fact, we bid PiRod jobs lower than those involving other manufacturers because we know we can get them up safely in less time.”

John Hull
Vice President
ERS Tower Services Division
a tower erection company



*Find out why
PiRod is the
industry leader in
design safety and efficiency.
Call today about your specific
tower needs and receive a
FREE copy of "PiRod on
the Job," a brochure
demonstrating PiRod's
unique design features.*

**PiRod—Custom Engineered
Free-Standing, Guyed and Monopole
Towers for the Wireless Market.**



PIROD INC.
A Valmont Industries Company

PiRod, Inc.
P.O. Box 128
Plymouth, Indiana 46563-0128
(574) 936-4221 • (877) 467-4763
Fax (574) 936-6796
www.pirod.com

The past 25 years have seen dramatic improvements in LED technology. Today's LEDs are over 10 times more efficient than earlier generations. In 1985, the first bright red and infrared LEDs became available. These sunlight-viewable devices were composed of gallium-arsenide with an aluminum outer layer. They were used in applications with relatively short service lives, i.e., less than 10,000 hours.

When used in applications where the expected service life was much longer, it was found the external aluminum layer would oxidize, resulting in significant light loss after 10,000 to 20,000 hours of operation. In 1993, a new type of LED chip was introduced that protects the aluminum layer from oxidation with a layer of indium. This material became the standard for traffic signals,

until the development in 1998 of super high-flux LEDs by Lumileds, a joint venture of Agilent Technologies and Philips Lighting.

These LEDs provide more than 10

times the flux of conventional high-intensity LEDs, permitting the development of LED-based flashing red beacons and steady-state red side tower lights.

Today's LEDs are over 10 times more efficient than earlier generations.

times the flux of conventional high-intensity LEDs, permitting the development of LED-based flashing red beacons and steady-state red side tower lights.

Designed to meet the requirements of the FAA, Transport Canada and the International Civil Aviation Organization (ICAO), the new LED-based flashing red beacon can replace conventional 300 mm incandescent units using existing wiring,

controllers and monitors. In addition, it lasts at least 10 times as long as an incandescent light and, at 115 W compared with 1240 W, consumes 90 percent less energy. On-off transition is less abrupt than strobe lights, and potentially disturbing ground-lighting effect is minimized. Like the red flashing beacon, LED-based L-810 tower side lights in both single and dual versions easily replace incandescent lights and last up to 10 times as long, extending replacement intervals and reducing maintenance costs. And at 12.5 W, they use only a fraction of the energy of a standard 116-watt incandescent bulb.

LED-based tower lighting offers significant maintenance and energy savings, while eliminating the need for costly conversions to alternative high-intensity lighting solutions. Although warranted for five years, LED-based lighting has a projected service life of seven to 10 years, so maintenance costs become fixed rather than variable. As a result, the initial investment can usually be recovered in less than three years and, in some cases, in less than one year.

BE

Douglas Woehler is business development manager, Aviation Lighting, for Dialight.

New Video Conversion Products

*High-Quality, Low-Cost
Award Winning Products
5-Year Warranty*



HD10MD	High Definition to SDI and Analog Miniature Downconverter	\$2,400
D10AD	Component and Composite to SDI Miniature Converter	\$890
R20AD	Component and Composite to SDI Converter, Rack Mount Module	\$990
R20CE	SDI to Component and Composite Converter, Rack Mount Module	\$990

800-251-4224
530-274-2048
www.aja.com




Miss anything at NAB?



www.broadcastengineering.com
sponsored by Leitch

Confused? Don't be take a look at our latest selection of multi-format test and measurement products



With all the current video standards and formats being used in the production environment today, its good to know you can count on our latest groundbreaking test and measurement solutions.

We have the widest selection of multi-format capable devices available, with optional and selectable functionality to suite your requirements.

We can also guarantee you'll have no CRT problems, no service contract, no heavy service bills and no heat dissipation problems....

We cover: HDS DI, SDI, Component, Composite, YC and Firewire, Embedded, AES.EBU and analog audio, and the list just keeps on growing....

So whether you want something easy to operate, or more engineering based, you can trust Hamlet to provide the solution to your problem.

.....from the innovators of superior products at sensible prices

New Superior Test and Measurement Products at Sensible Prices

Hamlet Video International US Sales Office, PO Box 6530, Malibu, CA 90264.
Tel: 1-310-457-0881. Fax 1-310-457-4494. Toll Free: 1-866-4-hamlet
Web site www.hamlet.us.com Email sales@hamlet.us.com

HAMLET

EXCELLENCE IN VISION

Corplex uses Solid State Logic's MTP

BY BILL COFFEL

Corplex was founded in June 1985 as an engineering and sales company. Two facility expansions and 17 years later, the company now provides equipment for system design and integration, maintains a rental department, and carries new and used equipment with more than 50 new product lines.

Corplex has also been in the mobile market since 1997, and has built three state-of-the-art digital trucks in 2001 and 2002. The main focus in the design of the fleet's centerpiece truck, a 53-foot Expando called Sterling, was on quality, and providing customers with the ability to meet the demands of modern

Corplex equipped the truck with a Grass Valley Group Kalypso switcher, Sony BVP-900 and BVP-950 cameras, a PESA router and a Dveous DVE from Accom. Corplex chose a Solid State

preparation time and decreases the cost of operation.

The true test of any truck is how it performs in the field. One of the first events covered using Sterling was country

The true test of any truck is how it performs in the field.

Logic 192-input MT Production (MTP) mobile digital console for the audio component of the truck.

Corplex chose the MTP because its physical design and layout fit the concept and design of Sterling. In addition, the console offered capability for surround sound, as well as snapshot, 5.1 mixing and the new HS control processor. Two other features that sparked Corplex's interest were the recall and reset functions.

Corplex consistently uses the same freelance engineers, so it is imperative that they have the ability to save and recall their mixes. They plan on broadcasting several college and professional

artist Martina McBride's first live pay-per-view concert on Oct. 13, 2001, at the Orpheum Theatre in Minneapolis.

Production involved using a 48-track digital audio hard-disk recorder to record a multitrack master for future use, while also mixing the live stereo feed for uplink to five pay-per-view networks. Traditionally, events such as this would have required a dedicated production truck just for the audio. The MTP handled the 70-plus sources with ease.

In February, Corplex used Sterling for Supercross events in Indianapolis, Minneapolis and Atlanta. The total automation of the MTP allowed Sterling to shoot other shows between these events and recall the "Supercross" setup for each Supercross show.

In Indianapolis, separate shows were created for ABC and ESPN using nine cameras, including a super "slo-mo" unit. For the event, the SSL MTP supported 20 trackside mics, 16 tape/EVS playback channels, six music channels and eight announcer/interview mics. Having a compressor/noise gate on each channel helped to keep the mix clean.

On the video side, the Grass Valley Kalypso switcher with four M/Es accommodated the simultaneous production of two shows with different graphics packages.

BE



Corplex installed Solid State Logic's MTP mobile digital console in its new production truck to help customers broadcast in a range of venues.

broadcast production, both now and in the future. The trucks can handle a range of sports or entertainment venues.

football games, often for the same teams. The ability to recall the settings used for one game saves hours of

Bill Coffel is an engineer at Corplex.

IT'S A
SNAP!

5

MODULES

BUILD

35

SEPARATE

STATIONS



i-stations

The future of digital intercom

Modular Configurable Expandable How many keys do you need in each position? What features do you require? The new i-stations for Matrix Plus digital intercom systems have the answer. With display and non-display modules, 16-button keypad module, level-control module and more, you have access to a wide variety of "custom" stations that you can configure and expand as desired.

i-stations offer up to 32 keys in 1-RU, with backlit displays and individually variable levels for each key. The keypad module provides extensive programming capability and direct DTMF dialing.

For the best in production communications, key in to the i-stations!



Media asset management systems

BY JOHN LUFF

This issue we complete a four-part series on station automation. We have looked at station automation, newsroom automation, data archive systems and, in this issue, media asset management systems.

In the simplest view, broadcasters have always had media asset management of some form. Any form of cataloging assets and keeping track of where they can be found could qualify as a media asset management system (MAM). A card file at a library is an asset management system, and so on. Media assets are no different in reality except that they are often stored now in ways that are not easily obtainable.

Media assets have some characteristics in common with any class of assets. They may be tagged with a name or title, the date they were created, and a host of other information. The asset management system keeps track of all of those pieces of information and makes them accessible for the various purposes one might require.

In the case of media assets, one might need to move them to a location where they can be stored for a long time without damage and then later moved to a location where they can be played into a station's air signal.

The difference between media assets and other classes of physical assets is that it is important to think of the number of instances of the asset. As an example, you might have a car spot recorded on videotape, in the air server, on a backup or mirrored server, or in a long-term archive like I discussed in the last issue. In addition, that same spot might be stored in other instances with a local tag. This gives rise to a parent-to-child relationship, which is very important even though the new instance is stored under a different name.

Production footage has the longest

heritage of such relationships, beginning with camera originals, protection copies (often cloned), perhaps a copy downconverted from an HD master, the production intermediates, edited masters, protection and air copies, and so on. Each instance of an individual

content so you can find the specific asset you are looking for at any point in the future. The MAM system is a database that keeps all of the information in a logical form and allows you to manage the movement and keep track of the use of the content as well.



Any form of cataloging assets and keeping track of where they can be found could qualify as a media asset management system.

shot might well be tracked all the way to the camera original, which might be a can of film negative. Keeping track of the information about the content has become the job of metadata.

When an asset management system stores the content, or essence, it also stores the metadata related to the

A news operation might, for instance, have the right to use content only once and thus would need to track the parent-child relationship as the pictures purchased are used in finished stories. This specific type of data is often handled by a rights management system, which might be accessed for other purposes, but has to be linked to the MAM system to ensure the essence still exists and how it has been used.

The MAM system is sometimes part of an interrelated system for browsing the content using a proxy copy made when the media is first entered into the MAM database. Though this function can be entirely separate, the browse system is usually closely linked to the MAM database (usually providing key bits of metadata, like scene descriptions and automatically detected scene changes). Browse systems can sometimes act as simple MAM systems, allowing content to be added to or deleted from the MAM database, though not usually controlling the location and use of the media.

The MAM system is usually not the physical keeper of the essence. It does, however, normally manage where the content is kept. Take the case of a server system with a backup and a near-line archive, like a data robot.



Media assets may be tagged with a serial number, a name or title, the date they were created, and a host of other information. Image courtesy of blue order.



**Custom online
“special reports.”**

Our editorial content and your sponsorship can help you increase your sales. Contact Trish Conheeneey (pconheeneey@primediabusiness.com or 212-204-1455).

printed

The digital landscape is changing.

Stay informed.



Get the information you need to make informed decisions.

Broadcast Engineering. The must-read publication of digital television. Visit our Web site today for a free subscription.

www.broadcastengineering.com

BroadcastEngineering

The automation system is told by traffic that a spot is needed for air. If it doesn't find it on the server, it queries the MAM system if any instances of the spot exist and if so asks that it be moved to the air server.

are licensed and not owned by the user, and the fee is calculated on the basis of the amount of content currently under management.

One system introduced in the last 12 months actually has physical access to

The MAM system is usually not the physical keeper of the essence.

It might be found on the backup server, or on the archive, in which case the content is moved to the air server, perhaps without the operations staff ever knowing the process has happened in the background.

It might, however, find that it is on the shelf on a data tape. In that case the MAM system must report back that physical action is required to load the tape before the process can be completed. If it is not found in the MAM database in a form ready for use it might request that the copy on videotape be loaded (mounted) so a copy can be made (dubbed) on the server. All of those actions take multiple steps.

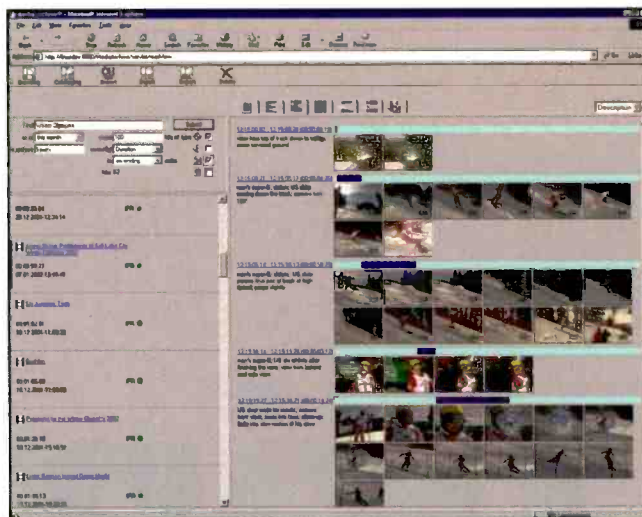
The system is queried to see if the asset exists, if it is the right version and so forth. It has to find the instances of the spot and decide which one is the most appropriate to report back on.

MAM systems are usually under control of the archive robot, often acting as the gatekeeper deciding what assets are moved from the active library to the near-line or offline storage.

Some MAM systems are purchased once and no annual fees are required, though annual maintenance contracts are strongly suggested. Others

the essence itself, making a copy on its own disk drives to allow the media to be cached and written to more than one archive at a time. At the same time the system converts the MPEG-2 file to MPEG-4 for browsing.

Implementing a MAM system is a



When an asset management system stores the content, or essence, it also stores the metadata related to the content to enable users to find the specific asset they need. Image courtesy of blue order.

complex process requiring thoughtful setup and rigorous management. It can, however, be the link between simple use and the ability to repurpose content for many other uses, allowing a user to develop a rich library of content without losing track of what begat what. **BE**

John Luff is senior vice president of business development for AZCAR. To reach him visit www.azcar.com.



Send questions and comments to:
john_luff@primediabusiness.com

up to 16x

MONITOR MORE FOR LESS



7765MVM

Audio / Video / Data Monitoring and Quad² Display



Evertz offers a cost-effective, modular multiviewer/analyzer solution - the industry's most feature-rich - effectively increasing your signal monitoring capacity and confidence sixteen-fold! By cascading up to four 7765AVM Quattro™ cards with a 7765QVM module, up to sixteen video inputs are simultaneously analyzed, displayed and monitored within one 3RU frame. In addition user configurable video, audio and data status information along with user-defined fault condition alerts for each input is displayed on the video output.

The 7765AVM Quattro™ and 7765QVM are members of the Evertz VistaLINK™ family of products. Using VistaLINK™ technology, Evertz is the answer to your central and remote multi-channel monitoring and reporting needs. VistaLINK™ offers centralized monitoring and control of remote facilities via SNMP with automated alarms, reporting, logging and more...

Tel: 1-905-335-3700 / Fax: 1-905-335-3573
www.evertz.com

evertz

24P MINI-DV CAMCORDER

Panasonic AG-DVX100: 4.4 lb camera delivers digital picture quality with low smear and flare; offers a high sensitivity with a minimum illumination of 3 lux at F11; can download video to PC-based nonlinear editing systems using camera's IEE-1394 digital interface; features lenses with manual zoom, manual focus and manual iris.

800-528-8601; www.panasonic.com



HDCAM MULTIFORMAT CAMCORDER

Sony HDWF900: capable of record/playback of 1080 line 24/25/30 frame progressive or 50/60 interlace images; employs 2.2 million "square" pixel CCD imager, 12-bit AD and a two million gate VLSI for more than 30-bit calculation.

866-SONY BPC; www.sony.com/broadcast

MULTIPLE WEB STREAM VIDEO/AUDIO ENCODER

Leitch dpsNetStreamer version 1.1: upgrade includes an automated scheduler, ability to pre-record footage for later insertion into a live Web stream; encodes live video and audio in real time; provides multiple simultaneous streams.

757-548-2300; www.leitch.com

DIRECT-INGEST DEVICE

Avid Xdeck: automatically records video material directly to the Avid products; supports multiple resolutions and industry standard inputs; features a multi-function remote control and a purpose-built hardware designed for long-term reliability under rigorous real-time demands.

978-640-6789; www.avid.com



TV AUDIO PROCESSOR

Modulation Sciences msi 3300: all inputs and outputs are both digital and analog; includes an audio processor and an A/D and D/A converter; eliminates the need for external codes; features a bright fluorescent display; a single knob brings up all windows.

732-302-3090; www.modsci.com



ON-BOARD BRICK BATTERY

Frezzi Energy Systems BP-14MH: handles high power equipment demands; features 14.4 V and 130 watt hours of capacity; has thick shock-absorbing internal padding and a rubberized aluminum casing.

973-427-1160; www.frezzi.com

VIRTUAL TELEVISION PRODUCTION SYSTEM

Radamec Broadcast Systems Virtual Scenario: consists of a 2RU chassis with

slots for three printed circuit boards; digitally processes the video according to data on camera movement simultaneously received from the user workstation; ensures that correct perspectives are applied to the background video as the studio camera pans, tilts and zooms; includes an optional key processor, a digital-to-analog converter and delay boards.

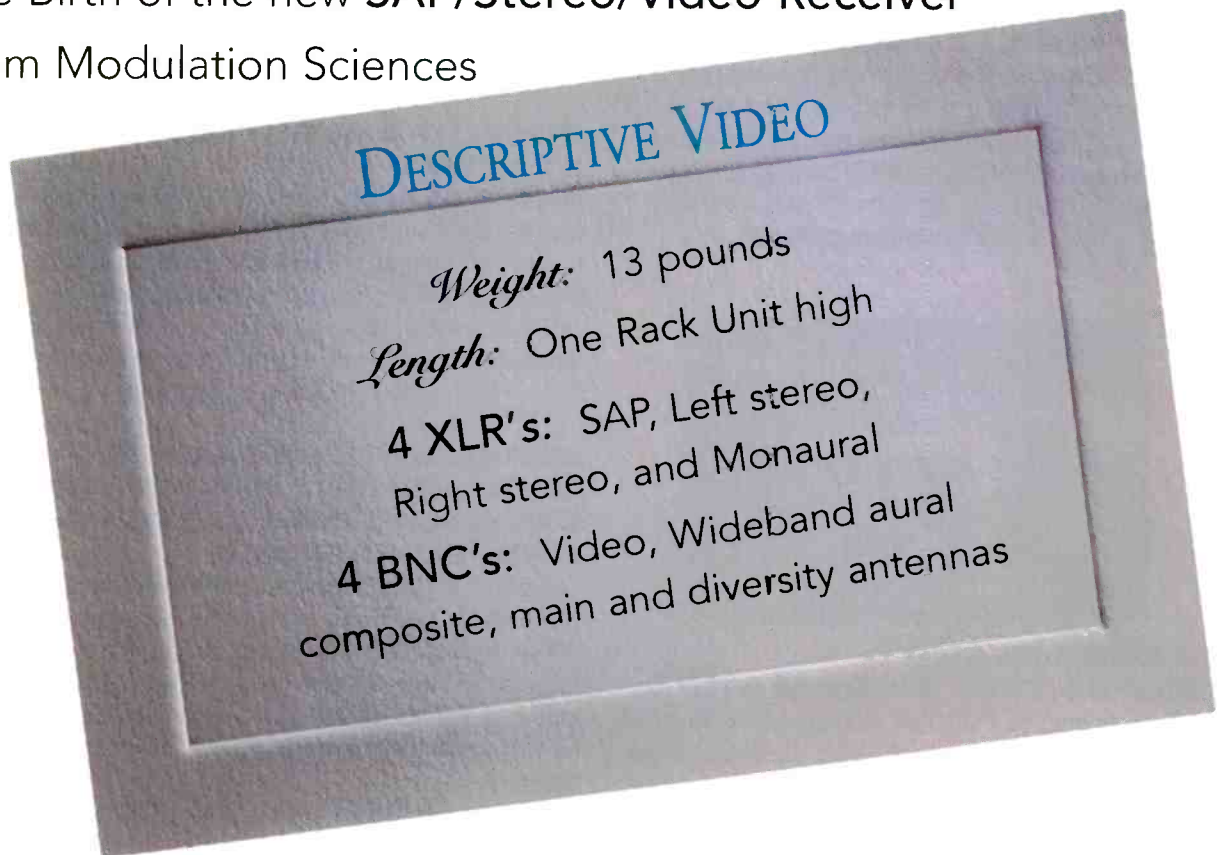
732-846-0544; www.radamecbroadcast.com



DESCRIPTIVE VIDEO

Announcing

the Birth of the new **SAP/Stereo/Video Receiver**
from Modulation Sciences



Modulation Sciences' SAP Generator is proud to announce the birth of a son, the **msi 189 SAP/Stereo/Video Receiver**.

All outputs are available **simultaneously** and all are balanced line level.

This is an exciting time for the Modulation Sciences SAP family of products as they will be called to duty when the FCC implements *Descriptive Video* for the sight impaired in early 2002.

Are you SAP ready?



Please contact Modulation Sciences for more information on their SAP family of products.



12A Worlds Fair Drive
Somerset, NJ 08873
Toll Free: (800) 826-2603
Voice: (732) 302-3090
Fax: (732) 302-0206
E-mail: sales@modsci.com
www.modsci.com



NONLINEAR EDITING SOLUTION

Canopus DVStormSE: delivers five simultaneous real-time video streams; features a single PCI bus board, DV hardware codec on board, and real-time DV and analog output; can output to MPEG-1, MPEG-2 and streaming video files; includes frame-accurate DV deck control.

650-726-3482; www.canopuscorp.com



HD EDITING AND COMPOSITING WORKSTATION

BOXX Technologies HDBOXX: delivers high-definition and standard-definition content; keeps HD materials and images uncompressed; eliminates the need for upconversion or downconversion; supports Sony's 23.98/24 fps formats, 10- and 8-bit YUV and RGB conversion.

877-877-BOXX; www.hdbox.com

ENCODING AND BATCH PROCESSING WORKSTATION

Digital Rapids StreamStation: an IBM IntelliStation equipped with dual Intel Xeon chips running at 2.2 GHz; upconverts video to near HD resolutions; allows users to preview all changes in real time and individually control the encoding process on a stream by stream basis; includes SDI, DV, component and composite units.

905-884-8028; www.digital-rapids.com

PLAY-TO-AIR AUTOMATION SYSTEM

Florical AirBoss L and AirBoss LT: AirBoss L is a single-channel commercial-insertion system; provides unattended commercial insertion during most network programming using an optional cuts-only switcher; AirBoss LT adds program playback and channel capabilities; can play back multi-segmented programs.

352-372-8326; www.florical.com

INTEGRATED METADATA MANAGEMENT SYSTEM, DATA BROADCASTING PLATFORM AND MULTIPLEXER

Triveni Digital's Guidebuilder and SkyScraper and Harmonic's DataTrack: offers users flexibility when delivering both PSIP and data broadcasting through their ATSC-compliant transmission systems; enables both higher average data rates and higher peak rates for video; maintains picture quality and consistent data capacity.

609-716-3500; www.trivenidigital.com

MATCH IT! IF YOU CAN

Audio Level and Impedance Interface

- Top Quality Specifications
- Bi-Directional Interface
- Front Panel Gain Adjustments and Power Indicator
- Rugged, All Metal Enclosure
- Single or Dual Rackmount
- Internal Power Supply
- 3 Year Warranty

\$185



ES-244



142 SIERRA ST., EL SEGUNDO, CA 90245 • (310)322-2136 • FAX (310)322-8127 • www.ESE-WEB.com

INTEGRATED EDITING SOLUTION FAMILY


Pinnacle Systems Liquid: integrates Pinnacle's Liquid blue, Liquid silver, Liquid purple and Liquid field; supports the full range of industry standard codecs; integrates with DV and MPEG-based tape formats; advanced media management permits users to work in shared storage environments with direct publishing features to on-air servers.

650-526-1600; www.pinnaclesys.com

MPEG ENCODER

Vela Argus LC: encode analog video and audio inputs to the MPEG-2 4:2:0 format at rates up to 15 Mbits/s; has everything needed for MPEG-2 encoding, including the board, cables and latest Argus software; software includes optional functionality for variable bit-rate encoding and multi-board support for SDK developers.

727-507-5300; www.vela.com



SUPERANALOG CONSOLE

Solid State Logic XL 9000 K series: features a signal path optimized for the higher sampling frequencies available with DVD-A and SCAD; includes full 5.1 mix bus, master fader, mix compressor, monitoring and metering; has a six-channel monitor insert; supports three external six-channel sources.

212-315-1111; www.solid-state-logic.com

EDITING WORKSTATION

Chromatec MonitorMax2: 2U-high unit provides monitoring of both audio and video from a variety of sources; audio inputs are SDI embedded, AES and analog; video units are via 2 x SDI and 1 x composite; monitor features alarms for video, audio and AES loss over level and anti-phase.

615-952-2345; www.chromatec.com

HD SWITCHER

For-A HVS-3000HD: three new versions of the Hanabi switcher; the HVS-3000HD16 features 16 HD digital inputs and four still stores; the HVS-3000HD24 includes 24 HD digital inputs and four still stores; the HVS-3000HD28 has 28 HD inputs and four still stores.

352-371-1505; www.for-a.com

ADVANCED MODULATOR CARD

Scientific Atlanta PowerVU D9752: provides an integrated encoding and modulation solution for contribution applications; will support DVB standards-based QPSK, 8PSK and 16QAM.

800-433-6222; www.scientificatlanta.com



BROADCAST GRAPHIC AUTOMATION SYSTEM

VertigoXmedia "Product X.:" offers a one-step approach for creating high-end graphics and screen layouts; create templated graphics and automate various functions; drag high-level broadcast elements onto a graphical workspace from a gallery; link gallery elements to live data sources.

435-655-7138; www.vertigoxmedia.com

Miss anything at NAB?
www.broadcastengineering.com

sponsored by Leitch

NAB
LIVE! 2002

Sales Offices Ad Index

Broadcast Engineering is not responsible for errors in the Advertisers Index.

US/CANADA

WEST

Duane Hefner
(818) 707-6476; Fax: (818) 707-2313
dnhefner@pacbell.net

Chuck Bolkcom
(775) 852-1290; Fax: (775) 852-1291
chuckbolc@aol.com

EAST

Josh Gordon
(718) 802-0488; Fax: (718) 522-4751
jgordon5@bellatlantic.net

EAST/MIDWEST

Joanne Melton
(212) 462-3344; Fax: (212) 206-3618
joanne_melton@primediabusiness.com

INTERNATIONAL

EUROPE

Richard Woolley
+44-1295-278-407
Fax: +44-1295-278-408
richardwoolley@compuserve.com

EUROPE

Tony Chapman
+44-1635-578-874
Fax: +44-1635-578-874
ARCintect@aol.com

ISRAEL

Asa Talbar
Talbar Media
+972-3-5629565; Fax: +972-3-5629567
talbar@inter.net.il

JAPAN

MediaHouse Inc.
+81-3 3222-7811; Fax: +81-3 3234-1143
mediahouse@mediahs.com

CLASSIFIED ADVERTISING OVERLAND PARK, KS

Jennifer Shafer
(800) 896-9939; (913) 967-1732
Fax: (913) 967-1735

REPRINTS

Wright's Reprints
(877) 652-5295;
International inquiries, (218) 419-5725

Customer Service:
913-967-1707 or 800-441-0294

BROADCAST ENGINEERING (ISSN 0007-1994) is published monthly and mailed free to qualified persons by Primedia Business, 9800 Metcalf, Overland Park, KS 66212-2216. Periodicals postage paid at Shawnee Mission, KS, and additional mailing offices. Canada Post International Publications Mail (Canadian Distribution) Sales Agreement No. 0956295. POSTMASTER: Send address changes to *Broadcast Engineering*, P.O. Box 12902, Overland Park, KS 66282-2902. CORRESPONDENCE: Editorial and Advertising: 9800 Metcalf, Overland Park, KS 66212-2216 Phone: 913-341-1300; Edit. fax: 913-967-1905. Advert. fax: 913-967-1904. © 2000 by Primedia Business. All rights reserved.

	Page #	Advertiser Hotline	Web site Address
ADC Telecommunication	67	800-227-6143	adc.com/broadcast
AJA Video	80	530-274-2048	aja.com
AutoPatch	53	509-235-2636	autopatch.com
Avalon	45	303-293-9331	ava.com
Avid Technology	25	800-949-AVID	avid.com
Azden	51	516-328-7500	azdencorp.com
Belden	41	800-belden4	belden.com
Bogen Photo	63	201-818-9500	bogenphoto.com
Calrec Audio Ltd.	39	+441422842159	calrec.com
Clear-Com Intercom Sys	83	510-496-6666	clearcom.com
CPI/Eimac Div.	11	650-592-1221	eimac.com
Dielectric	48-49	800-866-dielectric	dielectric.com
Discreet Logic	33	800-869-3504	discreet.com
Dolby Labs Inc.	13	415-558-0200	dolby.com
Eastman Kodak	43		kodak.com
ESE	92	310-322-2136	ese-web.com
Evertz Microsystems Ltd.	89,97	905-335-3700	evertz.com
Fujinon, Inc.	65	973-633-6500	fujinon.com
Hamlet Video Intl. Ltd.	81	+441494793763	hamlet.co.uk
Harris Corp./Broadcast Div.	3	800-4HARRIS	harris.com
Henry Engineering.	99	800-4HARRIS	henryeng.com
Horita	96	949-489-0240	horita.com
Inscriber Technology	35	800-363-3400	inscriber.com
Kino Flo Inc.	26	816-767-6528	
Laird Telemedia	47	800-898-0759	lairdtelemedia.com
Leitch	BC,8-9	800-231-9673	leitch.com
Maxell Corp. of America	7	800-533-2836	maxellpromedia.com
Modulation Science	91	732-302-3090	modsci.com
Omneon	69	408-585-5158	omneon.com
Panasonic Broadcast & Digital	5	800-528-8601	panasonic.com/broadcast
PatchAmp	52	201-457-1504	patchamp.com
PESASwitching Systems	61	631-845-5020	pesa.com
Pirod	79	219-936-4221	pirod.com
Prime Image	27	408-867-6519	primeimageinc.com
Primedia Business New Media	87,95,100	212-204-2622	rshoreprimediabusiness
Quantel Ltd.	37		quantel.com/news3
RFS Broadcast	38	203-630-3311	
Rohde & Schwarz	17	410-910-7800	rohde-schwarz.com
Ross Video	97	613-652-4886	rossvideo.com
Sachtler Corp.	29	516-867-4900	sachtler.com
Salzbrenner-Stagetec Media	76	818-368-5153	salesusa@salzbrenner.com
Scientific-Atlanta	31	770-236-6190	scientificatlanta.com
Sennheiser Electronics Corp.	72	860-434-9190	sennheiserusa.com
SeaChange	15	978-897-0100	seachangeinternational.com
SpectraSite	73	972-550-9500	sprectrasite.com
Standard Comm.	75	310-532-5300	standardcomm.com
Switchcraft	77	773-799-2700	switchcraft.com
Tektronix	21,BRC	800-426-2200	tektronix.com/videodesign
Telecast Fiber Systems Inc.	18	508-754-4858	telecast-fiber.com
Telex	23	800-392-3497	telex.com
VideoFrame	96	530-477-2000	videoframesystems.com
VideoTek, Inc.	IBC	800-800-5719	videotek.com
Wheatstone Corporation	IFC	252-638-7000	wheatstone.com
Winsted Corporation	42	800-447-2257	winsted.com
360 Systems	71	818-991-0360	360systems.com

word


Banners.

Properly created and targeted Web banners can actually be incredibly effective.

Target by audience or content. Contact Rob Shore (rshore@primediabusiness.com or 212-204-2622).



HORITA
Sure, we could build a sunroof into our SCT-50, but do you really need one?



The Simple Way to Add Titles/Captions & Time/Date to Video - SCT-50 - \$329

- ✓ Stand alone or RS232 controlled "Industrial CG" adds up to 9 lines of 20 characters each of *text/symbols*. Change size, contrast, background, position, etc.
- ✓ Time display can include tenths of seconds.
- ✓ Individual or group control of up to **99 units** using a single RS232 port.
- ✓ Includes easy to use DOS "pop-up" screen editor that maintains **100** separate screens.
- ✓ Battery backed-up internal clock-calendar.

Unconditionally Guaranteed


HORITA
Stuff You Can Use™

Performance • Quality • Reliability • Simplicity

Contact your local video dealer or call (949)489-0240 www.horita.com

TALLY MAPPER™

- ◆ Tally Routing & Mapping
- ◆ One Button Operation
- ◆ Store Maps Internally
- ◆ Edit From a PC/Laptop



A Compact Solution,
 Ideal for Mobile Units and
 Multiple Production Setups.

Videoframe™
 Control System Solutions
Tel: 530-477-2000
www.videoframesystems.com



VIDEO EQUIPMENT
 FCC TYPE ACCEPTED

2.0, 2.5 & 7.0 GHZ. BANDS

Video Links
 Tower Cams
 Weather Stations
 Antennas

TRON-Tek, Inc.

6570-B East 51st Street
 Tulsa, Oklahoma 74145
 888-819-4877
<http://www.tron-tek.com>
 email: tron@ionet.net

Miss anything at NAB?

Check out



with with with with
Broadcast Engineering
THE JOURNAL OF DIGITAL TELEVISION

for an update on the latest news and products.

- News - Products - Company mergers/acquisitions -
- Staff additions/changes - Product photos -

www.broadcastengineering.com

Sponsored by

www.leitch.com


NEW PATCH ME IN!

Feed your mixer to a bunch of stuff with **PATCHBOX!**

PATCHBOX is a "passive DA" that gives you 11 stereo outputs! 5 balanced and 6 unbalanced outputs can feed DATs, sound cards, tape decks, fx loops, VCRs, dub racks. XLR, 1/4", and RCA outputs can all be used without interaction or signal degradation.

only \$195! IN STOCK at all Henry Engineering dealers:

For detailed info, visit www.henryeng.com Tel: 626.355.3656 Fax: 626.355.0077



When a full-rack is over-kill, and the standard brick solution just doesn't cut it...

Reach for **GearLite**

Less Filling
(Zero Rack Space)

More Satisfying
(Ross Quality Engineering)



Switchers, Keyers,
& Terminal Gear

The NEW! Ross GearLite II

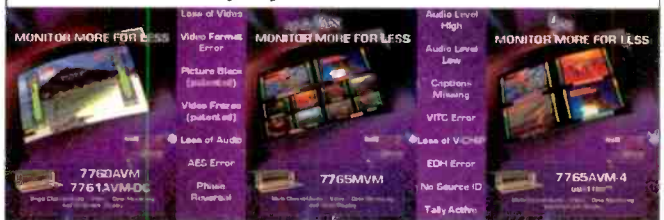
provides "broadcast quality" solutions, at a lower cost, for conversion and distribution jobs that are too small or isolated for the traditional "rack & card" solution but require higher quality signal processing than the products offered by the "standard brick" manufacturers.

www.rossvideo.com

Don't leave your Signal Sniffing To the Dogs...



Use **evertz VistaLINK™** Monitoring & Display Products Instead!



evertz Ph: 905-335-3700 / Fx: 905-335-3573 / www.evertz.com

www.broadcastengineering.com

JOHN H. BATTISON P.E.
CONSULTING BROADCAST ENGINEER,
 FCC APPLICATIONS AM, FM, TV, LPTV
 Antenna Design, Proofs, Fieldwork
 2684 State Route 60 RD #1
 Loudonville, OH 44842
 419-994-3849 FAX 419-994-5419

The NLE Buyers Guide
 A buyers guide to nonlinear video
 editing systems and disk recorders /
 servers for editing with a searchable
 database of over 200 products
<http://NLEguide.com>

TELEVISION
 PRODUCTIONS
COLONIE RADIO ELECTRONICS
Joseph L. Yankovich
 1012 A Kings Rd. • Schenectady, NY 12304
 Phone: (518) 346-4361 (24hrs.)
 Fax: 518-346-9737

NETCOM
 STATE OF THE ART ENGINEERING
 FOR AUDIO AND VIDEO
 ENGINEERING DESIGN • CAD DRAFTING SERVICES
 CABLE FABRICATION • PRE-WIRED PATCH PANEL RACKS
 SYSTEM INSTALLATIONS • EQUIPMENT SALES
(201) 968-0684
 FAX: (201) 968-0688
 20 EAST KENNEDY ST. HACKENSACK, NJ 07601

D.L. MARKLEY
& Associates, Inc.
CONSULTING ENGINEERS
 2104 West Moss Ave.
 Peoria, Illinois 61604
 Phone (309) 673-7511 • FAX (309) 673-8128
www.dlmarkley.com
 Member AFCEE

GILMER & ASSOCIATES, INC.
 TECHNOLOGY / MANAGEMENT CONSULTANTS

BRAD GILMER
 PRESIDENT
 2207 RINGSMITH DR.
 ATLANTA, GA 30345
 TEL (770) 414-9952
 FAX (770) 493-7421
 EMAIL bgilmer@atnet.com

Editorial Director: Brad Dick, bdick@primediabusiness.com
International Editor: Jerry Walker, jwalker@primediabusiness.com
Technical Editor: Donald Keller, dkeller@primediabusiness.com
Sr. Assoc. Editor: Susan Anderson, sanderson@primediabusiness.com
Assoc. Editor: Laura Collins, lacollins@primediabusiness.com
Asst. Editor: Chevonn Payton, cpayton@primediabusiness.com
Asst. Editor: Elizabeth Wakeman, ewakeman@primediabusiness.com
Senior Art Director: Michael J. Knust, mknust@primediabusiness.com
Assoc. Art Director: Robin Morsbach, morsbach@primediabusiness.com
Technical Consultants: Computers & Networking – Brad Gilmer
 Antennas/Radiation – John H. Battison
 Digital Video – Michael Robin
 Transmission Facilities – Donald L. Markley
 Legal – Harry C. Martin
 New Technology – John Luff
 News Technology Editor – Larry Bloomfield
 Industry Watcher – Paul McGoldrick
 New Media – Craig Birksmaier
 International Technology – Sypnia
VP: Peter May, pmay@primediabusiness.com
Publisher: Dennis Triola, dtriola@primediabusiness.com
Marketing Dir.: Patti McKenna, pmckenna@primediabusiness.com
VP, Production: Thomas Fogarty, tfogarty@primediabusiness.com
VP, Mktg/Comm.: Karen Garrison, kgarrison@primediabusiness.com
Sr. Ad Prod. Coord.: Sonja Shaffer, sshaffer@primediabusiness.com
Sr. Dir. of Production: Curt Pordes, cpordes@primediabusiness.com
Classified Ad Coord.: Mary Mitchell, mmitchell@primediabusiness.com
VP, Audience Dev.: Christine Oldenbrook, coldenbrook@primediabusiness.com
Audience Marketing Dir.: Sheri Gronli, sgronli@primediabusiness.com
Audience Marketing Mgr.: Gayle Grooms, ggrooms@primediabusiness.com

Classifieds

For Sale

DIGITAL VIDEO DISTRIBUTION AMPLIFIER
1 IN 4 OUT

- High Quality
- Mini Pack Size
- Mounting Ears or Drop Down Use

\$285.00

GMZ Electronics.com
email@gmzelectronics.com
888.269.6442



Rack Screws – Standard phillips truss head screws, hex and round head thumb screws and unique “quick mount” rack equipment fasteners. All are heat treated and black oxide coated. Wholesale prices. Same day shipping. Order online or call (800) 475-7711. Rack Release Systems - www.rackrelease.com

Whisper Room INC.
 SOUND ISOLATION ENCLOSURES
 PH: 423-585-5827
 FAX: 423-585-5831
 E-MAIL: whisper@lcs.com
 WEB SITE:
www.whisperroom.com
 116 S. Sugar Hollow Road
 Morristown, Tennessee 37813

Vocal Booths
 Broadcast Booths
 etc....

Pre-Owned Equipment
Broadcast - Production - Satellite
Digital - Analog
(210) 363-7800

Classifieds

Services

ROHDE & SCHWARZ
 Service & calibration of broadcast test & measurement equipment, analog & digital. For information call our toll free number: 1-877-438-2880

AcousticsFirst
 Toll-Free Number: **888-765-2900**
 Full product line for sound control and noise elimination.
 Web: <http://www.acousticsfirst.com>

Why not run your business card here?
Only \$172 per insertion.
Frequency discounts available.
Call 800-896-9939

PRIMEDIA

Business Magazines & Media

CEO: Timothy M. Andrews, tandrews@primediabusiness.com
President: Ronald Wall, rwall@primediabusiness.com
COO: Jack Condon, jcondon@primediabusiness.com
Sr. VP, Integrated Sales: Dan Lovinger, dlovinger@primediabusiness.com

Primedia Business to Business Group - 745 Fifth Ave., NY, NY 10151
President & CEO: David Fern, dfern@primedia.com
Chief Creative Officer: Craig Reiss, creiss@primedia.com
Creative Director: Alan Albanian, aalbanian@primediabusiness.com

Primedia Inc.
Chairman & CEO: Tom Rogers, trogers@primedia.com
Vice Chairman & General Counsel: Beverly Chell, bchell@primedia.com
President: Charles McCurdy, cmccurdy@primedia.com

MEMBER ORGANIZATIONS

Sustaining Members of:
 • Society of Broadcast Engineers
 • Society of Motion Picture and TV Engineers
 Member, American Business Media; Member, BPA International
BROADCAST ENGINEERING, ISSN 0007-1994, is published monthly (except semi-monthly in May and December) by PRIMEDIA Business Magazines & Media Inc., 9800 Metcalf Ave., Overland Park, KS 66212 (primediabusiness.com). Current and back issues and additional resources, including subscription request forms and an editorial calendar, are available on the World Wide Web at broadcastengineering.com.

SUBSCRIPTIONS: Non-qualified persons may subscribe at the following rates: United States and Canada; one year, \$65.00. Qualified and non-qualified persons in all other countries; one year, \$80.00 (surface mail); \$145.00 (air mail). Subscription information: P.O. Box 12337, Overland Park, KS 66282-2937.

ARCHIVES AND MICROFORM: This magazine is available for research and retrieval of selected archived articles from leading electronic databases and online search services, including Factiva, LexisNexis and Proquest. Formicroform availability, contact ProQuest at 800-521-0600 or 734-761-4700, or search the Serials in Microform listings at proquest.com.

REPRINTS: Contact Statistics to purchase quality custom reprints or e-reprints of articles appearing in this publication at 203-778-8700.

PHOTOCOPIES: Authorization to photocopy articles for internal corporate, personal, or instructional use may be obtained from the Copyright Clearance Center (CCC) at 978-750-8400. Obtain further information at copyright.com.

MAILING LISTS: Primedia Business makes portions of our magazine subscriber lists available to carefully selected companies that offer products and services directly related to the industries we cover. Subscribers who do not wish to receive such mailings should contact the Primedia Business subscriber services at 800-441-0294 or 913-967-1707.

CORPORATE OFFICE: Primedia Business Magazines & Media, 9800 Metcalf, Overland Park, Kansas 66212 • 913-341-1300 • primediabusiness.com

Copyright 2002, PRIMEDIA Business Magazines & Media Inc. All rights reserved.

BROADCAST MAINTENANCE ENGINEER:

Team Video Services provides operational and engineering support to CNN and is seeking Broadcast Engineers to work at CNN's news bureau in Washington DC and New York City. Extensive background in broadcast equipment troubleshooting and installations is required. Position requires a well-organized team leader, with minimal supervision, and good communication skills, min 5 yrs experience. Digital knowledge a plus. Competitive salary and excellent Benefits. Email résumé, cover letter Attn: TVSNY or TVSDC. Jobs@teamgroup.tv

SEARCH & PLACEMENT ENGINEERING/TECHNICAL GENERAL MANAGEMENT

Professional - Confidential
Serving All USA States
Employer Paid Fees
Over 20 Years Experience



KeystoneAmerica

Dime Bank, 49 S. Main St., Pittston, PA 18640 USA
Phone (570) 655-7143 • Fax (570) 654-5765
e-mail: mail@KeystoneAmerica.com
website: KeystoneAmerica.com

We respond to all
Employee & Employer Inquiries
ALAN CORNISH / MARK KELLY 09/01

CHIEF ENGINEER METRO TRAFFIC AND WEATHER CHANNEL:

Woodbury, NY Location Cablevision's highly successful regional network, consisting of five, 24-hour channels devoted exclusively to traffic and weather in the NY market, is currently seeking a Chief Engineer, with a minimum of 8 years experience with television broadcasting audio/video equipment. Position involves supervising the integration and ongoing maintenance of highly automated MCR facilities, an extensive remote camera network, production studios, and related equipment and networking. Applicants should have previous engineering management, equipment design, integration and installation experience. Background in troubleshooting electronic circuits down to the component level a must. Experience with computers including DOS, MS Windows 95/98, NT, 2000, SGI Irix and Mac required. Incumbent will possess minimum AAS in Electronic or Electrical Engineering Technology or equivalent as well as the ability to work flexible hours in a high-pressure environment with strict deadlines. To apply, send resume, indicating REF #0515BE7108.FE in cover letter, to: careers@cablevision.com (Include REF # in subject line of email) or mail to: Cablevision Staffing Dept JFE, 1 Media Crossways, Woodbury, NY 11797. Equal Opportunity Employer & A Drug Free Workplace.

BroadcastEngineering

Jennifer Shafer
1-800-896-9939
Classified Advertising Manager

Leave behind the traffic and congestion...and join one of the nation's highest-tech companies in Cheyenne, Wyoming. Here, you'll find a vibrant western city with clear skies, a lower cost of living and outstanding recreational and cultural amenities. You'll also find EchoStar, the leader in DBS (direct broadcast satellite) with 7 satellites in orbit and 2 more to launch in the future, serving over 7 million customers.



Immediate openings for:

- Video Broadcast Engineers (all levels)
- Master Control Operators

EchoStar offers excellent compensation and benefits that include matching 401(k) and profit sharing. To learn more and apply, visit our website. You may also forward your resume indicating job title in cover letter/subject heading to: EchoStar Communications, Attn: HR, 530 EchoStar Drive, Cheyenne, WY 82007; Fax (307) 633-5633; E-mail: hr.cheyenne@echostar.com.



www.echostar.com

WE HELP DREAMERS DREAM.

Sony of Canada Ltd. is one of the world's foremost organizations. Known as a product innovator, Sony envisions a convergent future where technology provides the essential tools for everyone to pursue their dreams.

BROADCAST SYSTEMS PROJECT MANAGER

This position is in our Communications Systems Network Group in Toronto. Responsibilities include the design and project management of broadcast digital television production and distribution systems, broadband networking solutions, as well as non-consumer audio/video and information technology projects. Assume on-site responsibility for the installation and commissioning of television systems. Supervise a small group of Broadcast System Designers. Provide engineering support to sales and marketing.

We are seeking a graduate electrical or computer science engineer with 5-8 years of system design experience in the broadcast industry. Preference will be given to a candidate with supervisory experience. Excellent written, presentation and communication skills are essential.

Interested candidates are asked to send resumes and covering letters to:
Sony of Canada Ltd., Human Resources Division, 115 Gordon Baker Road, Toronto, Ontario M2H 3R6; Fax: (416) 499-8515; Or apply on-line at: www.sony.ca

We thank all applicants for their interest, however only those who qualify for interviews will be contacted. Sony of Canada is committed to Employment Equity.

Sony of Canada Ltd. respects your right to privacy. When we collect your personal information, you can be confident that we'll handle and store it in a secure manner.

SONY®

JOBS • SERVICES • EQUIPMENT

CLASSIFIED ADVERTISING ONLINE

Contact: Jennifer Shafer
Classified Ad Sales
913-967-1732 or 800-896-9939
jshafer@primediabusiness.com

TRANSMITTER SUPERVISOR: KMAX-TV has an immediate opening for a Transmitter Supervisor. Candidate must have five years experience with High Power UHF, Microwave and Translator. Also, some studio maintenance experience preferred. Please send resume to: KMAX Personnel AW 11-1; 500 Media Place; Sacramento, CA 95815. Position open until filled. EOE

Power beyond the printed word.



Our ability to help you solve business problems extends beyond the great editorial in this publication.

E-Mail Newsletters. Get the news you need, as it happens. Sign up for a subscription to one of our e-mail newsletters. Go to PrimediaBusiness.com and click on "I want to subscribe to a newsletter." Or, sponsor one of our targeted newsletters to reach buyers in your market. Contact Rob Shore (rshore@primediabusiness.com or 212-204-2622).

Amplified coverage. Every Primedia Business publication has a Web site with relevant news and additional resources. Go to PrimediaBusiness.com and click through to the publications you're interested in.

Supplier Directory. Find a product or service in our multi-industry Supplier Directory. Go to PrimediaBusiness.com and click on the Supplier Directory link.

Custom online "special reports." Our editorial content and your sponsorship can help you increase your sales. Contact Trish Conheaney (pconheaney@primediabusiness.com or 212-204-1455).

Banners. Properly created and targeted Web banners can actually be incredibly effective. Target by audience or content. Contact Rob Shore (rshore@primediabusiness.com or 212-204-2622).

Industry news, delivered. Get the latest industry-specific news automatically delivered fresh to your corporate Web site, intranet or extranet. Go to PrimediaBusiness.com and check out Primedia Insight newswire.

We can connect you with the exact buyers you're looking for or bring you the information you need to win in today's markets. Click or call today to tap into the power of Primedia Business.



PRIMEDIA
Business Magazines & Media

PrimediaBusiness.com



Media, message and myth

BY PAUL MCGOLDRICK

Scanning the exhibitor list of NAB2002 was a challenging exercise in name recognition. Whatever the show has become, it is no longer an exhibition place for broadcast equipment, but rather a trade show for an amazing cornucopia of media, most of which are unrelated to broadcasting as we know it.

During his opening address, the president and CEO of NAB, Edward (Eddie) O. Fritts, rightly paid tribute to the broadcast media coverage of the tragic events of Sept. 11, 2001. He also told his audience that during that evening the American public turned to broadcast television by a four-to-one margin over cable news networks combined. That may have been so, but it hardly reflects the delivery systems that the audiences used, and it is a reasonable assumption that the majority of viewers were not terrestrial ones.

Mr. Fritts (who calls everybody "friends") then gave FCC Chairman Powell a minor pat on the back for his voluntary plan to aid the conversion to DTV (more below), and patted NAB on the back for defeating the Torricelli Amendment on Campaign Finance Reform (as in, "give us politicians free television time").

Then he dissed satellite radio (and its motives), praised iBiquity and IBOC, dissed EchoStar, touched on the Internet opportunities for radio (and the new, ridiculous copyright costs), and offered "an invitation to CBS, FOX and NBC to return to the NAB fold" (as ABC has done).

Then he told us to "go out on that exhibit floor and see our future." Yes, that was to all those exhibits that bear no relationship to our world of broadcasting – but hey, they're paying for all that floor space, to NAB, of course.

Chairman Powell's timely DTV letter

and proposal to the U.S. Senate Committee on Commerce, Science and Transportation and the U.S. House of Representatives' Committee on Energy and Commerce provided a key talking point on the floor.

The Chairman's proposals are entirely voluntary, but I give him kudos for realizing that DTV and HDTV adoption are about content. (Ever heard that before on this page?) He suggests that ABC, CBS, Fox, NBC, HBO and Showtime provide at least 50 percent of their programming with added-value

the affiliates are living in fear (those who understand the significance of what is going on – there are also a lot of ostriches out there) and certainly are not going to spend money unless they are forced to by mandate.

With cable and satellite we have a different set of values at work, and this is the best opportunity for the consumer. Whether we continue to have two DBS suppliers or not (and I think that only having one with must-carry rules makes more sense for everybody), there will always be intense competition with

Whatever [NAB] has become, it is no longer an exhibition place for broadcast equipment.

DTV by 2002-2003, added-value being either HD or interactive/multicasting. He then suggests that the delivery vehicles – terrestrial, cable and satellite – pass through such signals to their viewers with cable and DBS carrying at least five such channels during at least 50 percent of prime time.

These are laudable goals but are unlikely to be embraced, regretfully. The networks are the primary stumbling blocks while they remain embattled with their own distribution channels (35 percent ownership rules may be "only one issue" separating them from NAB according to Mr. Fritts, but it is, mostly, one of the only issues for the networks as they gird up for "rationalizing" terrestrial distribution). Cash that they might have is going to be used in the next few years for acquisitions, and turning out expensive add-on value – with advertising revenues diluting continually – pleasing the chairman is not that relevant to them.

On the other side of that same coin,

cable. Anything that satellite provides cable will have to match, as it will be the other way around, so the chairman's wishes may well be met – provided these suppliers can find sources for the material needed, as it won't be coming from the networks.

While totaling up the revenue from all the NAB non-broadcasting exhibitors, Mr. Fritts was quick to point out that "few things are free anymore with the exception of the public library and over-the-air broadcasting...and we are going to fight to keep it free."

That really wasn't the future I saw when I was invited out to the exhibit floor to look for it. It's time for the organization to get onto the same page with the reality of a content-driven world instead of concentrating on protecting the delivery system. Instead of protecting the myth. **BE**

Paul McGoldrick is a freelance industry consultant based on the West Coast.



Send questions and comments to:
paul_mcgoldrick@primediabusiness.com

Miami is Frozen!

MIAMI

We Are Here.

PICK HIT
Broadcast
ENGINEERING
2001



Signal Quality Manager

Introducing
The Next Generation in
Networked Monitoring

People Who Use Videotek Think Clearer.SM

It's 09:15 and without being there or seeing it, you know a signal from Miami is in a freeze frame state. How? With Videotek's multi-format SQM: Signal Quality Manager. With the SQM you can now simultaneously monitor hundreds of sites from wherever you choose, in real-time. The multi-format SQM is capable of monitoring Analog, Digital, HD, and MPEG signals. As a cost-effective, expandable solution for any system network, the SQM allows you to monitor all critical parameters on-screen, with easy-to-understand, color-coded windows. It also allows you to customize and edit signal locations and GPI triggers.

So find out for yourself what hundreds of leading broadcast facilities already know — when you need dependable, reliable broadcast signal solutions — **WE ARE HERE.**

Call Videotek today!

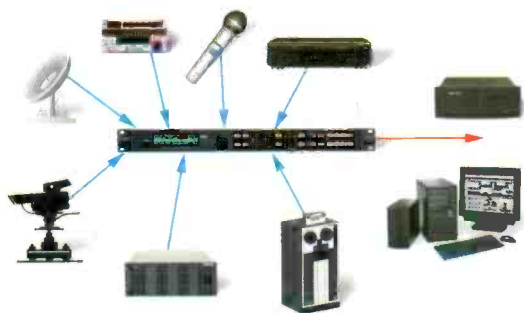
VIDEOTEK[®]
A Zero Defects Company

Toll Free: 800-800-5719 www.videotek.com
Direct: 610-327-2292

So many powers...

It must be Magic

Presto! An economical, feature-packed conversion and synchronization product all in a single unit of rack space. The newly enhanced, browser-controllable DPS-575 possesses PAL and NTSC auto-sensing with DigiDuplex™ for bi-directional connectivity between analog and digital systems, making it ideally suited for any analog, digital or hybrid facility.



**Analog, digital, and hybrid facilities
use the DPS 575**

Magic Powers...

- AV Synchronizer
- Auto-sensing PAL and NTSC Standards
- 10-Bit Component Digital Video Processor
- Auto Switch Time Base Corrector
- Multi-Mode Adaptive Comb Filter Decoder with new PQM™ Technology
- Bi-directional Analog/Digital Video Transcoder
- Graphics Framestore
- Linear Keyer
- Built-in Audio/Video Test Signal Generator
- Optional DV (IEEE 1394) Transcoder
- Optional Animated Logo Inserter
- Optional Audio Limiter
- Optional Digital Noise Reduction with Digital Bandwidth Filtering

Engineered with so many powers at such an enchanting price, the DPS-575 makes some believe it's magic!

Canada +1 (800) 387 0233 USA East +1 (800) 231 9673 USA West +1 (888) 843 7004
Brazil +55 (11) 3151 5093 Latin America +1 (305) 512 0045

 **LEITCH**
www.leitch.com