


# Broadcast ENGINEERING<sup>®</sup>

THE JOURNAL OF DIGITAL TELEVISION<sup>®</sup>

Digital  
audio special:  
The language of DAWs

Paying  
for DTV  
Could a tax  
break help?

WGBY  
Datacasting  
field trials





## WRAL-TV Raleigh, NC. — The Nation's First Daily HDTV Local News Broadcasts



A pioneer in HDTV broadcast technology, WRAL-TV was the first USA station to broadcast an HDTV signal in 1996 and is the country's first news operation to present HD local news on a continuous basis. The station is committed to delivering the *highest* quality signal to its viewer audience. Their audio board? A WHEATSTONE TV-80 SERIES LIVE TELEVISION CONSOLE.

"Our operators were given ample opportunity to evaluate different consoles," says Craig Turner, chief engineer at WRAL. After an extensive assessment of competitive products "they found the TV-80 easy to operate, with a convenient design that includes all the features necessary to achieve CD-quality audio."

WRAL is at the forefront of television broadcast technologies. YOUR station could be too; contact WHEATSTONE for the *best* in TV audio!

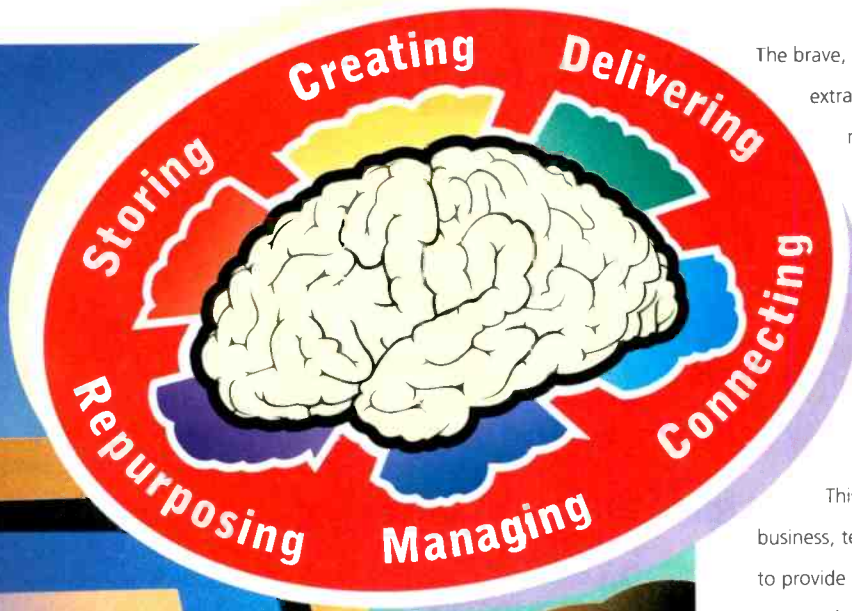
 **Wheatstone Corporation**

tel 252-638-7000/fax 252-635-4857/sales@wheatstone.com  
copyright © 2001 by Wheatstone Corporation

**TV-80**  
[www.wheatstone.com](http://www.wheatstone.com)

Circle (101) on Free Info Card

# Intelligence • Decisions • Control One B.R.A.I.N. Does It All



The brave, new world of digital broadcasting offers extraordinary opportunities for you to function more efficiently, create new sources of revenue and realize exceptional cost savings.

The key to all of this, of course, is centralization - the ability to consolidate, manage and direct all of your resources through a single control system.

Enter the B.R.A.I.N. Center: Broadcast Resource Asset and Information Network.

This unique product combines Harris' unmatched business, technology, automation and systems expertise to provide an intelligent, profitable centralization strategy for your enterprise.

**With the assistance of Harris centralization experts you will:**



**Analyze**  
your business  
and operational  
requirements

**Visualize**  
appropriate  
implementation  
models

**Actualize**  
the cost-effective  
integration of your  
separate operations into  
a centralized entity

Make the intelligent choice: Call Harris today to learn more about centralization and how the B.R.A.I.N. Center puts you in control.

*next level solutions*

SERVICE

SYSTEMS

AUTOMATION

TRANSMISSION

Circle 104 on Free Info Card

**HARRIS**

www.harris.com

## IN THIS ISSUE



67



72



82

## Features

### 67 The language of digital audio workstations

By Gary Eskow

Advances in digital sound have made high-quality DAWs available to audio post operators on almost any budget.

### 72 Paying for DTV

By Don Stendal

Broadcasters faced with the mounting costs of the conversion to digital may be interested in a helping hand from the government.

### 82 WGBY datacasting field trials

By Ted Karam

One station attempts to uncover the opportunities the new field of datacasting presents, and find solutions to its challenges.

## Beyond the Headlines

### NEWS

- 12 New 8VSB solutions

### FCC UPDATE

- 16 EEO rules down but not out

### BUSINESS MODELS

- 18 DSL/cable modem update

## Digital Handbook

### TRANSITION TO DIGITAL

- 22 New delivery technologies

### COMPUTERS AND NETWORKS


- 28 Wireless technology for computers

### STREAMING MEDIA

- 32 Selecting a streaming partner

**ON THE COVER:** A Solid State Logic Aysis Air digital broadcast console recently installed at WWOR-TV, the United Paramount network in New York. Photo courtesy Solid State Logic.

(continued on page 6)



With the capability of  
**DTV today and HDTV tomorrow,**  
 who knows how many anchors it will outlast.

**The new AJ-HDR150 DVCPRO/50/HD Multi-Format Server.**

From the digital imaging leader comes the first video server to offer single-source playback of DVCPRO, DVCPRO50 and DVCPRO HD native material – the Panasonic AJ-HDR150.

Networked with newsBYTE and/or newsBYTE50 non-linear editors, the AJ-HDR150 increases productivity while simplifying the workflow of ingest, editing, storage and playout – providing a total DVCPRO native news production solution. Add the ability to play commercials, bumpers and promos with remarkable image quality, and it's easy to see why the AJ-HDR150 is big news today – and tomorrow.

If you're in the market for a server that integrates seamlessly with leading newsroom and automation systems, high-speed data networks and video archives via lossless FTP and SDTI transfers, future proof your operation with the AJ-HDR150. It'll still be on board no matter how many times it's anchors away. Call 1-800-528-8601 or visit [www.panasonic.com/broadcast](http://www.panasonic.com/broadcast) to learn more.



A Member of the  
 DNA Product Family

**SPECS**

**AJ-HDR150 DVCPRO/50/HD Multi-Format Server**

Formats: 480i, 480p, 720p, 1080i	Simultaneous SD/HD output
I/O options: HD SDI, SDI, SDTI, Analog	RAID-3 protected storage
Connectivity: Fibre Channel, SDTI, Gigabit Ethernet, ATM	

**Panasonic**<sup>®</sup>  
 The difference is your image.™

[www.panasonic.com/broadcast](http://www.panasonic.com/broadcast)



# Systems Design & Integration

## SYSTEMS DESIGN SHOWCASES

- 39 From video to data: USA Cable NOC rebuild
- 46 Warner Brothers' KWBM-TV on air

## TRANSMISSION & DISTRIBUTION

- 54 Taming the RF system

## PRODUCTION CLIPS

- 58 Venturing into HD post production

## SYSTEMS INTEGRATION

- 62 Planning for cooling

# New Products & Reviews

## APPLIED TECHNOLOGIES

- 86 Sportvision's RACEf/x and SGI's O2
- 90 Telestream's FlipFactory Pro
- 92 Solid State Logic's broadcast consoles

## TECHNOLOGY IN TRANSITION

- 94 Routing switchers: POTS, routers and switches

## NEW PRODUCTS

- 98 Winsted Corp.'s E4242, plus other new products

# Departments

- 8 Editorial
- 10 Reader Feedback
- 114 Advertisers Index
- 118 Classifieds
- 122 EOM

## FREEZE FRAME

A look at the technology that shaped this industry

### VTRs and VCRs

In 1982, two companies promoted a hybrid VTR using "attachable VCRs" mounted on standard (non-recording) ENG cameras. The VCR used a 1/2-inch VHS-C recorder. These units were considered an alternative to the VRC ENG units just released. Name the two companies. Hint: The companies involved were not camera manufacturers. Enter by e-mail.



Title your entry "FreezeFrame-September" in the subject field and send it to: editor@intertec.com. Correct answers received by Nov. 1<sup>st</sup>, 2001, will be eligible for a drawing of *Broadcast Engineering* T-shirts.

## Broadcast ENGINEERING

THE JOURNAL OF DIGITAL TELEVISION

www.broadcastengineering.com

### Table of Contents

- Today's Headlines
- Features
- Demo Room

### Magazine Content

- Features
- Beyond the Headlines
- Digital Handbook
- Systems Design Showcase
- New Products & Reviews
- Departments

### Site Features

- Register for DTV conference
- Storage technology plans
- August Freeze Frame
- Beyond the Headlines
- Computers & Networks

Visit the  
Demo  
Room



www.broadcastengineering.com,  
a member of IndustryClick.com

The Fastest Alternative in the World!

NEW EDITION



The new **DV 15 Fluid Head** is the perfect combination with any digital ENG camcorder. It is yet another example of Sachtler's proven quality being used to support the new generation of cameras. And with its central locking for immediate leg release, the new **Hot Pod CF** is the fastest tripod in the world. Its maintenance-free pneumatic gas spring effortlessly lifts the camera over six feet high. So why wait? Optimize your equipment now. With Sachtler!

[www.sachtler.com](http://www.sachtler.com)

**sachtler**  
corporation of america

55, North Main Street  
Freeport, N.Y. 11520  
Phone: (516) 857 4900  
Fax: (516) 623 6844  
email [sachtlerUS@aol.com](mailto:sachtlerUS@aol.com)

3316, West Victory Blvd., Burbank, CA. 91505  
Phone: (818) 845-4446



*set your ideas in motion!*

Circle (105) on Free Info Card



Flemer, Frembs, HH

## Make the switch by 2006

This month's issue of *Broadcast Engineering* provides readers with a truly unique and important article regarding our industry. For years now, stations have struggled with the imposing deadline of 2006, when their NTSC transmitters must be turned off and the spectrum surrendered. Consumers are facing the same deadline — they just don't know it yet.

In both cases, the issue hasn't been that digital TV isn't a "good thing." Rather, it's been that "it's too expensive." The issue all along has been how to pay for it.

Way back in 1997 this magazine suggested that some form of governmental support was needed to help broadcasters make the transition to DTV. We now have a specific solution to offer.

Let me ask you a question. If I could show you a way to spend \$1,000,000 on DTV equipment and effectively get "paid back" \$1,500,000, would you be interested? I'm not talking about sleight of hand. No monkey business or financial mumbo-jumbo. Hard cash, the kind you can take to the bank, invest or return to shareholders. Now are you interested?

In this month's article *Paying for DTV*, consultant Don Stendal describes in detail his plan, which would allow stations to build their digital facilities knowing that they'll get an immediate return on their investment in the form of a tax credit. A tax credit that not only carries forward, but also backward. If you've already built your DTV facilities, you get the same benefit as the station that's just getting started. This plan is so unique, flexible and innovative, that even if your station is strapped for cash, you'd be able to use the proposed



tax credits to obtain loans to begin the process.

Even noncommercial stations benefit. They could sell their (in effect) tax credits to commercial stations. Those stations could bid for the extra credits, using them to build their own facilities, simultaneously creating revenue for the noncommercial stations.

But that's only one-half of the solution. How about the viewers? How can we help them also invest in DTV? Under Stendal's program, consumers also could apply for a tax credit based on their investment in DTV products. Television sets, STBs, even antennas could qualify as legitimate DTV reception equipment. Dollar-for-dollar expenses would then be used as a tax credit on the individual's tax return.

The plan's description begins on page 72. Read it. Then log onto the *Broadcast Engineering* website at [www.broadcastengineering.com](http://www.broadcastengineering.com) and register your vote for the plan.

Then contact your Congressional representative and express your support for the DTV funding plan. Full contact information is provided on the website. Help support this innovative plan. First vote at the *Broadcast Engineering* website. Second, contact your elected representatives. Be a part of the DTV solution by supporting the Make the Switch by 2006 program. We'll all benefit.

*Brad Dick*

Brad Dick, editorial director

Send comments to:  
direct: [editor@primediabusiness.com](mailto:editor@primediabusiness.com)  
website: [www.broadcastengineering.com](http://www.broadcastengineering.com)





# The Ultimate "Glass Cockpit" for TV Control Rooms and Monitoring Centers

**NEW**

- ▷ Monitoring VBI Parameters
- ▷ Monitoring MPEG-2 Transport Streams
- ▷ Daisy-Chaining Multiple Systems For A Total Of 48 Video And Audio Stereo Inputs
- ▷ Monitoring Remote Signals Using Streaming Video



# Kaleido G2

## Virtual Monitor Wall Processor



# Reader Feedback

## I love HDTV

Dear Editor:

I thought you might be interested in how I am promoting HDTV. I got the tag after I helped my second station with their conversion to HDTV, both early adopters. I have since worked with 5 other stations on their conversions.

RY ALFORD  
ATLANTA, GA



## Calibrating the LFE channel

Dear Editors,

I am always pleased to see BE addressing audio topics, especially new subjects such surround sound, and the June article *Mixing for Surround* was a worthy treatment.

I however must take issue with the calibration procedure described in the article. Surround array calibration is poorly understood and often done incorrectly in homes as well as production environments. Quite frequently, it is the .1 (or LFE or boom) channel that is set incorrectly.

The objective is to set the in-band level of the LFE channel for a level 10dB higher than the in-band level of the main speakers, as required in the 5.1 specification. This precludes the use of pink noise for two reasons.

First, the bands involved are different sizes and therefore even perfect loudspeaker/room combinations will give different readings on pink noise.

Second, speakers and rooms are not perfect and the lumpy response they provide will give inaccurate indication of the in-band level. This last part is especially important in the lower frequency ranges where the main channels are most likely not delivering the lowest octaves at all and the room's resonant modes radically warp the response curves.

Complicating things even further is the fact that, very often, the main channels are not really full range even if driven discretely. Therefore the subwoofer often does double duty by reproducing the main channels' deep bass as well as low frequency effects via bass management.

Admittedly, all this was not the focus of this otherwise fine article. Only one paragraph was devoted to calibration. Still, if you have only one paragraph then the following points should be stressed.

First, it is crucial to have the system properly calibrated. Along with all of the old reasons, surround has additional factors that were never encountered in mono or stereo. Second, calibration is not trivial and cannot be done by ear or with simple test signals and equipment. If you don't have the gear or the expertise, then by all means hire someone who does.

JOHN MONFORTE

## Dubbing from tape to CD

Editor:

I ran across your discussion of how to get audio DAT to CD and Dazzle Movie Star may be the program that the writer was looking for.

My problem is a little different in that I just want to transfer reel-to-reel audio to my CD burner. The computer has audio inputs but no software. Can you make any suggestions?

PATRICK MCGEAN

*Steve Oppenheimer, the editor-in-chief of Electronic Musician, a Broadcast Engineering sister publication, provides the answer.*

Transferring unedited mono or stereo audio from the open-reel deck to a computer and burning a CD is very easy. Obviously, you start by connecting the audio outputs of your open-reel deck to the audio inputs on your computer.

Many CD-burning programs handle stereo recording chores as well as noise-reduction and CD burning, so if your needs are simple, you should be able to do the whole thing with one inexpensive program. Make sure the software you select supports your CD-R drive.

If you look around, you will find plenty of choices. For most CD burning jobs, I like the latest versions of Roxio's Toast 5 Titanium for Macintosh and EasyCD Creator 5 for Windows can record stereo audio and burn CDs. Both programs include noise-reduction tools and several other useful features, support virtually every CD-R/RW drive on the market, and are relatively inexpensive. There are "lite" versions of both programs, but if you are doing a lot of transfers, you probably will find the extra features in the full versions are well worth the price. You can get more info at [www.roxio.com](http://www.roxio.com). (More free advice: if you want Toast info, you will find it fastest via the roxio.com site map; the home page is not the greatest.)

If you want to do more advanced editing, you will need higher-level software such as BIAS Peak and TC Works Spark for Macintosh or Sonic Foundry Sound Forge and Steinberg WaveLab for PC. These products are extremely powerful, but you pay for that extra capability.

STEVE OPPENHEIMER  
EDITOR-IN-CHIEF

ELECTRONIC MUSICIAN  
[www.electronicmusician.com](http://www.electronicmusician.com)

# Only One Company Delivers HD Lenses With Film Optics.



Angenieux HD Lenses deliver the performance, design and -- most importantly -- the optics of film lenses. That's because the Angenieux name is synonymous with film, as one of the largest suppliers of lenses to the film industry.

There are only two ways to shoot HD: Using your prime lenses with Angenieux's innovative CLA 35 HD Prime Lens Adapter -- developed in conjunction with Carl Zeiss.

Or with Angenieux's 11.5 x 5.3 Cine Style HD Lens. The first HD lens available with features like large engravings, double focus scale calibrated from the image plane, fastest HD zoom lens T:1.9, and a unique patented zoom mechanism with rod construction just like Angenieux's high performance film lenses.



There's no need to sacrifice film quality when shooting HD with Angenieux. The only company that delivers HD Lenses with film optics.

For more information call 973-812-3858, e-mail [angenieux@tctus.com](mailto:angenieux@tctus.com), or visit our web site at [www.angenieux.com](http://www.angenieux.com).

## angenieux

Circle (107) on Free Info Card

## News

### New 8VSB solutions

BY LARRY BLOOMFIELD

One of the major issues plaguing the acceptance of digital television is its inability to cope with multipath signals, often called ghosting. In analog, ghosts have little effect on reception, if you discount the fact that they can be downright annoying. When signal conditions are poor, you can still see faint pictures with fading sound. Unlike analog, with DTV you either get full service quality pictures and sound or nothing. Demultiplexing circuitry often cannot decode the correct pack-

placed on poor reception traced to multipath issues. In an effort to kick-start DTV set sales, Panasonic has developed a single-chip vestigial sideband (VSB) demodulator IC for digital terrestrial broadcast receivers.

The criteria set forth in the development of this new IC was quite simple: to reduce multipath interference and enable wider and more stable indoor antenna reception using a single chip of the large scale integrated (LSI) circuit type. The Panasonic chip reduces both dynamic ghosting, caused



New LSI chip from Panasonic shown above. Set manufacturers hope reducing multipath interference will kick-start sales of DTV sets.

### While a conventional LMS algorithm can cancel static ghosts, it will not handle dynamic ghosts.

ets at the correct time when multipath is present.

The industry has been hard at work attempting to solve this problem, since some of the blame for less than robust sales of digital sets has been

by reflection from moving objects, and static ghosting, caused by reflection from a static object. While a conventional LMS algorithm can cancel static ghosts, it will not handle dynamic ghosts.

The Panasonic chip uses a newly developed architecture called simplified variable step LMS (SV-LMS) to reduce multipath interference. This approach passes the dynamic ghost signal through a conventional analog automatic gain control (AGC) amplifier and a response digital AGC amplifier in order to eliminate interference before decoding.

The new chip, which carries the designation MN88432, has approximately 3.2 million transistors, integrates most digital and analog front-end circuitry, and includes detection circuitry, a 10-bit A/D converter and PLL circuitry. Only the tuner is off-chip. The chip takes up just one-fourth the mounting area and can be produced for only one-third the cost of previous Panasonic LSIs. In addition, its overall package size is only one-fifth that of most conventional products.

Power-wise, the chip dissipates 0.6 watts, almost a fifth of its predecessor, due to clock control technology, the reduction of international voltage to 1.8V and the use of a four-layer 0.18-micron CMOS process. The part is housed in a 100-pin leaded chip-scale package that measures 12 mm<sup>2</sup>.

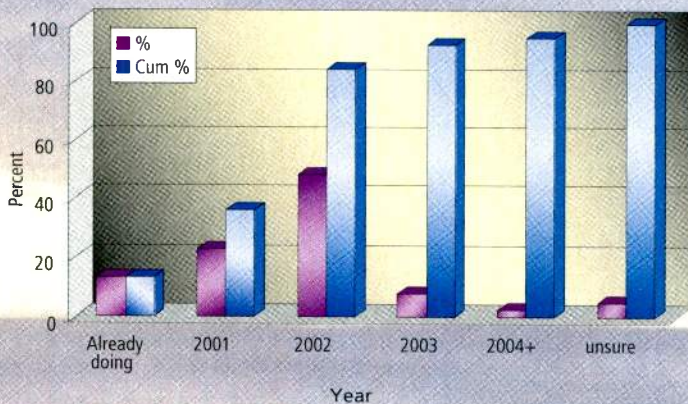
### FRAME GRAB

A look at the issues driving today's technology

### 2002 DTV deadline will be met

Success depends on weather and supplies

#### Predicted DTV turn-on date



SOURCE: SCRI International

www.scri.com



Send questions and comments to:  
larry\_bloomfield@primediabusiness.com



## PLAN FOR 100% FAULT-RESILIENCE. AT 50% OF THE COST.

Build your fault-resilient operation with SeaChange and cut your server costs in half. Other video servers require that you copy each and every video file to achieve 100% fault resilience. That can double your storage costs. However, through its patented architecture and innovative software, the SeaChange Broadcast MediaCluster® provides total fault resilience with one file copy. No costly mirroring required. SeaChange does the job of two for the price of one. Just think how much you'll save in storage, space and maintenance – especially as your operation grows.

Your counterparts worldwide are deploying Broadcast MediaCluster servers to ensure profitability, improve performance and slash costs. Not to mention prepare for multichannel broadcasting, IP streaming and HDTV. SeaChange does it all. With your existing equipment. With 100% fault resilience, 100% of the time.

To learn how the SeaChange Broadcast MediaCluster can cut your server costs in half, visit [www.seachangeinternational.com](http://www.seachangeinternational.com). Or call 978-889-3081 to receive a free video on our MediaCluster single-copy advantage.



[www.seachangeinternational.com](http://www.seachangeinternational.com)



©2001 SeaChange International, Inc. 124 Acton Street, Maynard, MA 01754  
phone: 978-897-0100 fax: 978-897-0132 All rights reserved.  
MediaCluster is patented, and is a registered trademark of SeaChange International, Inc.



**SEA CHANGE**  
INTERNATIONAL

Changing television for good.

Circle (108) on Free Info Card

## Remote control inventor honored

**W**hen it comes to inventors, names like Thomas Edison, Alexander Graham Bell and the Wright Brothers almost immediately come to mind, along with their respective contributions to our society. Mention the name Robert Adler and it probably draws a blank. Were it not for the Chicago Television Academy's recent induction of the 81-year-old inventor into their prestigious Silver



Today's remote control has its origins in the original mechanical remote control shown in Robert Adler's left hand, which used aluminum rods cut to different lengths to produce ultrasonic tones to allow viewers to change the channel without leaving their seat.

Circle for the year 2000, chances are few people would connect Robert Adler with his invention.

Yet hardly a day goes by that today's television viewers don't make use of Adler's invention. It can be found on chairs, tables and couches in most households with TVs. More than any other item you'll come across, Adler's invention has contributed to increasingly sedentary television viewing.

So what is it that Adler invented? Robert Adler is the engineer who invented the first practical wireless remote control device for TV sets, dubbed the "Space Command," at Zenith Radio Corp. back in 1956. Adler's device used ultrasonic tones to actuate stepper motors in a TV set to turn the set on and off, change the channel, and adjust the volume. ■

## Digital Rights place broadcasters at crossroads

BY CHARLES WALTNER

**T**he development of digital technologies such as personal video recorders, video-on-demand and HDTV is forcing the creation of new content and advertising rights contracts.

Honey Berman, vice president of programming and licensing for SeaChange International, says broadcasters face the most complicated rights issue of the digital era.

Broadcasters, unlike movie companies or many cable networks, do not own most of the content that they produce, nor do they have direct control of many of the ads they run. On top of it all, cable operators now manage the broadcasting technology a majority of consumers use to watch local broadcasts.

"Broadcasters are caught in the middle," Berman says. "For the most part they're just re-broadcasting signals, and they have a lot of people they depend on for their businesses."

Local broadcasters have to work out new deals with content providers to account for the new digital technologies. Ironically, broadcasters have been mostly content to let cable operators and movie studios hash out the first deals.

Such a passive approach could prove dangerous. Digital manipulation of content will only become more prevalent as computing power and software sophistication increase. Broadcasters need to actively find the best ways to take advantage of this technology. If they don't, cable operators and satellite TV vendors certainly will.

Dan Sheeran, a senior vice president of worldwide sales and marketing at nCube Corp., Foster City, CA, says companies such as his can now deploy personal video recorder (PVR) capabilities into cable head-ends. In this way, broadcasters can gain at least some control over how consumers manipulate programming and possibly earn some revenue for providing the service to consumers.

This would require broadcasters to provide cable operators the rights to record and store their programming. Sheeran notes that broadcasters are afraid of such arrangements because PVRs make it easier for viewers to skip over ads. But he notes that if broadcasters do not opt for such a service consumers will simply use a TIVO or other similar device, which would take the process completely out of broadcasters' control.

Sheeran says that server-based PVR systems could let broadcasters encrypt digital signals as well as inserting code to prevent viewers from erasing ads.

To make use of such technology, broadcasters have to work out rights issues with cable operators and other content providers.

Even if broadcasters do not act to control PVR use, they will need to face the digital music sooner or later. Michael Ledwich, director of special development at Encoda Systems Inc., Denver, CO, notes that content providers are leery of HDTV. The crystal clear digital signal would be a pirate's dream. Without sophisticated

## The crystal clear signal of HDTV would be a pirate's dream.

signal encryption technology and farsighted rights negotiations, HDTV could languish without content.

Movie studios simply do not want their content broadcast over such technology without stringent pirating protection. Though HDTV is still years away from widespread use, such copyright protection issues need clarification now so the technology can be free to develop. Equipment with full encryption capabilities needs to be made as soon as possible, including the TV sets, Ledwich says.

Broadcasters face the huge task of reworking almost every aspect of their businesses to accommodate new digital technology. The sooner they get started, the better. ■

*Charles Waltner is a freelance journalist headquartered in Seattle.*



1100010011110101101001110110011010111

# ROHDE & SCHWARZ

# EFA



## Model 53

### 8VSB TV Test Receiver

EFA Family of  
Television Test  
Receivers

#### Specifications:

- Model 53 [4.5 ... 1000 MHz, -72 ... +20 dBm]  
(w/ option EFA-B3, RF Preselection)
- Simultaneous Decoding & Measurement
- SMPTE 310 Serial Output
- 6 MHz SAW Filter

#### Measurements:

- Level
- Pilot Value
- Carrier Frequency
- BER, SNR, MER, EVM
- FCC Shoulder

#### Displays:

- Ghost Pattern
- Frequency Response
- Constellation Diagram
- Amplitude/Phase Response
- Spectrum Display

COMPLETE PRODUCT INFORMATION:  
"SEARCH EFA" ON OUR INTERNET SITE.

<http://www.rohde-schwarz.com>

ROHDE & SCHWARZ, INC.

7150-K Riverwood Drive - Columbia, MD 21046-1245

Phone: (410) 910-7800 Fax: (410) 910-7801

110001001111010110010110101000111001011011001001



## EEO rules down but not out

BY HARRY C. MARTIN

The U.S. Court of Appeals in Washington has for a second time struck down the FCC's 2000 version of the EEO rules. In 1998, the Court found unconstitutional an earlier version, finding that those rules pressured stations to grant preferences to minority applicants by requiring them to compare the percentages of minorities on their staffs with the local labor force.

In 2000 the FCC adopted completely new EEO rules, offering two options. Option A was a complex set of recruitment requirements that did not specifically reference minorities. Option B allowed licensees to design their own recruitment plans, but required record keeping on minority applicants and hires.

In January of this year, the U.S. Court of Appeals struck down Option B because it focused more on results than efforts. The Court held Option B was unconstitutional, and stated that it was impossible to sever Option B from Option A in order to allow Option A to remain in place. The Court explained that the reason the FCC provided for

adopting Option B was too similar to that for Option A to separate them.

In February, in response, new FCC Chairman Powell, with support from a majority of the commissioners on the FCC, asked the Court as a whole (rather than the normal three-judge panel) to reconsider the decision, something it rarely does. The Court agreed, but on reconsideration, again held the EEO rules unconstitutional.

The only option for further appeal would be the U.S. Supreme Court. The FCC has not indicated an interest in fighting that battle. Instead, Chairman Powell has stated publicly he would like the other commissioners to join him in proposing new rules more likely to be found constitutional. A new proposal could surface by early next year.

Shortly after the first decision, the FCC suspended its EEO rules while it awaited the Court's decision. Assuming no appeal to the U.S. Supreme Court is taken, the EEO rules will officially terminate shortly when the U.S. Appeals Court's second decision becomes final. In light of the possibility of new EEO rules, however, it may be advisable for stations not to dismantle their EEO record-keeping systems. While no penalties could be imposed for suspending record keeping while no rules are in effect, it may be administratively more difficult to restart than to keep systems in place pending the outcome of any future deliberations.

### Satellite must-carry news

July 1, 2001, was the deadline for full-power television stations to send a letter to EchoStar and DirecTV electing either must-carry or retransmission consent on the satellite operator's local-into-local service in their markets. The right to carriage on the satellite systems exists only in markets where the satellite operator is currently picking up the signal of at least one commercial station and retransmitting it back into

that station's local DMA ("local-into-local" service). Satellite operators are required to commence carriage of these stations by Jan. 1, 2002.

However, satellite operators are free to commence local-into-local service in new markets at any time, triggering carriage rights for stations in the newly served market. When an operator intends to provide local-into-local service in a new market, it must alert all local stations in that market, in writing, at least 60 days prior to commencement of service. Then, within 30 days of receipt of the notice, each television station must provide written notice to the satellite operator as to whether it elects must-carry or negotiation of retransmission consent for carriage. The station's notification must include its call sign, address, community of license and DMA assignment. The letter must be sent by certified mail, return receipt requested.

In the meantime, the satellite industry is continuing its legal challenge to the satellite must-carry requirements. It has recently consolidated its two appeals with the U.S. Court of Appeals for the 4<sup>th</sup> Circuit in Richmond, VA, and received an expedited hearing schedule. The industry hopes to have a decision from the Court prior to the Jan. 1, 2002, deadline.

### Federal Census data

The results of last year's Census are being released this summer state-by-state. This data will assist those seeking marketing information for the coverage areas of their stations. As in decades past, the Census data is extremely detailed and provides demographic information specific to individual cities, towns and neighborhoods. The data is available on the Internet at the [www.census.gov](http://www.census.gov).

*Harry C. Martin is an attorney with Fletcher, Heald & Hildreth P.L.C., Arlington, VA.*

## Dateline

Annual regulatory fees are due for commercial TV stations Sept. 10 through Sept. 21, 2001. Fee payments are made to Mellon Bank in Pittsburgh and must be accompanied by a signed FCC Form 159.

Oct. 1 is the filing deadline for biennial ownership reports for stations in the following states and territories: Alaska, Florida, Guam, Hawaii, Iowa, Mariannas, Oregon, Puerto Rico, Samoa and Virgin Islands.

Oct. 10 is the deadline for placing July – September issues/programs lists and children's TV programming reports (FCC Form 398) in stations' public files.



Send questions and comments to: [harry\\_martin@intertec.com](mailto:harry_martin@intertec.com)



YOU'VE DREAMED OF A 2-CHANNEL UHF FULLY USER SYNTHESIZED INTERCOM.

# STOP DREAMING. NOW YOU CAN OWN IT.

*The most versatile wireless intercom ever!*

2 intercom channels  
stage announce with relay closure  
wireless talkaround  
1,440 frequencies  
all metal beltacks  
and so much more.

**RadioCom™ BTR800**

UHF FULLY USER SYNTHESIZED TWO-CHANNEL WIRELESS INTERCOM

*For more information please call 1-800-392-3497*

©2001 Telex Communications, Inc.

Circle (110) on Free Info Card

## DSL/cable modem update

BY MARK R. SMITH

**C**able modems, or Digital Subscriber Lines (DSL) — which will prove dominant in the broadband market?

The answer seems to be a resounding “neither.” Last year approximately 2.5 million DSL lines and about 3.5 million cable modems were in place. There appears to be little argument they can coexist, and the main question seems to concern how to best use infrastructure already deployed by the telcos and cable companies.

Many in the industry want to know when the technology’s growing pains will be worked out and afford users more services, such as video-on-demand and games. Several factors must be analyzed before making any estimate, not the least of which concerns distance: just how far signals can be pumped via copper phone lines, or how far cable can (or will) be laid.

In rural areas, laying cable is very expensive, and phone lines, technically, can only take the DSL signal out about three miles. In major metropolitan areas, however, given the high density, a firm laying ten miles of infrastructure can ensure easy access to many buildings or consumers.

However, according to Robert Beliveau, product marketing manager for

Copper Mountain Networks in Palo Alto, CA, cable companies do not always serve businesses. In this case, DSL may be an option for those businesses in need of phone lines and data networking, provided phone companies make

slim returns, if any. Also, after a couple of miles, high speeds dissipate. That’s fine for the average Internet user, but businesses need symmetrical lines, since consumers surf to them and employees surf everywhere else.

### With existing systems in place, it would cost broadcasters about \$2 per user to distribute a movie.

DSL service available.

It makes sense economically for them to do so, as businesses often pay a bit more than consumers for basically the same service. It only costs consumers about \$50 a month for DSL or a cable modem. For businesses the range is often \$200 to \$500 a month for DSL.

Beliveau noted that in the early days of DSL, cities like San Jose, Boston, Washington, Chicago and Los Angeles were hot spots, due to the major concentrations of people and businesses in these areas, which meant hundreds of thousands of people were reachable by a central office.

But there are only so many major markets, and smaller markets offer

So, along with the old copper phone lines already in place for DSL users, out come the multiplexers and DSLAM, a digital subscriber line access multiplexer. While they are costly — approximately \$10,000 for the basic platform and \$200,000 for an elaborate system — they are not as expensive as laying new copper. Most of the cost is backhaul, at any rate.

Cable also becomes expensive when upgrading old systems or laying out additional infrastructure for small markets. Symmetric vs. asymmetric bandwidth is an issue as well, as much of the cable data runs only one way, from the company to the home. Cable plants, however, are set up for high bandwidth going out and lower returning to the headends.

Now back to DSL, which has two generic classes of symmetrical technologies (S-DSL, H-DSL 2 and the new standard, G.SHDSL) for business services, with equal bandwidth in both directions. There also are two asymmetric versions — ADSL using Discreet Multi-Tone (DMT) modulation and G.lite (lightweight ADSL), which is up to 2Mb downstream and 512Kb back upstream. The lower speed makes it more economical and requires less power to the modem.

But there are other ways and means to distribute the DSL signal. San Jose-based Symmetricom offers a way to

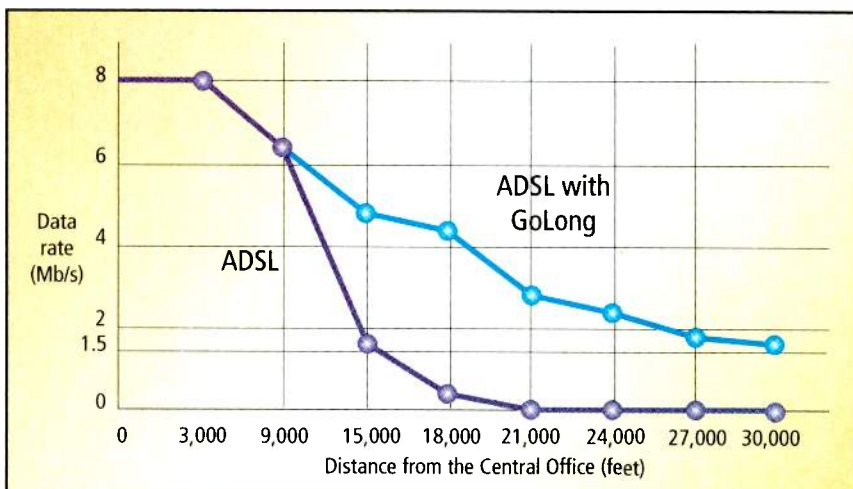


Figure 1. San Jose-based Symmetricom’s active GoLong component increases users’ reach and delivers more bandwidth via split signal amplifications.

# EEV IOTs from Marconi

your best investment  
for the future

- > Proven Digital Performance
- > Proven Analog Performance
- > Highest Powers Available
- > Widest Product Range
  - Plug-Ins
  - Build-Ups
- > Off the Shelf Replacement Tubes
- > 24 Hour 7 Day Tech Support

Innovative Energy  
Saving Solutions

Marconi Applied Technologies



#### USA

T (€14) 592 6050

F (€14) 592 5148

Toll free 1-800 342 5338

E-mail [MTech.usa@marconi.com](mailto:MTech.usa@marconi.com)

#### UK

T +44 (0) 1245 493493

F +44 (0) 1245 492492

E-mail [MTech.uk@marconi.com](mailto:MTech.uk@marconi.com)

#### FRANCE

T +33 (0) 16019 5500

F +33 (0) 16019 5529

E-mail [MTech.fr@marconi.com](mailto:MTech.fr@marconi.com)

[www.marconitech.com](http://www.marconitech.com)

*Marconi*™

Circle (111) on Free Info Card

maximize bandwidth via copper. It is 8Mb when it leaves the central office, 1Mb on the return. It too attenuates, meaning users cannot tap into the higher frequency. At 9,000 feet it drops from 8- to 1.5Mb, and it is lost altogether at 12,000 to 18,000 feet.

To bridge the gap, Symmetricom markets the telcos with GoLong, an active component allowing users to double reach and triple deliverable bandwidth via split signal amplifications. (See Figure 1.) Ironically, it is similar to cable firms boosting their signal. It works for

broadband Internet up to 30,000 feet, which Don Skipwith, vice president of business development for Symmetricom, noted covers more than 97 percent of all copper loops in the United States.

Another concern is what can be done to improve video. The phone companies are investigating providing two TV channels, broadband Internet and voice over a single pair. Unlike cable TV, the channels are video-on-demand. So users can have the TV and computer operating independently, along with phone service. It requires 6Mb which,

again, roll off from 3000 to 5000 feet. Normally, 6Mb are needed to send the video signal 12,000 feet with GoLong.

Such technologies boost an already rising market. Projections for DSL and cable modems vary, but they are huge. While the latter got a roughly two-year jump on DSL, many analysts maintain that DSL sales will surpass those of cable modems in five years.

Numbers obtained from Verizon reveal that 70 percent of the mass (consumer and small business) broadband market uses cable modems, with the rest using DSL (28 percent) and some satellite. Fiber optics and wireless also will come into play over time.

Yet there are other kinks to be smoothed over as well. One source noted that data rates of DSL and cable vary dramatically and are almost never reliable. Everything along the path — D-SLAM, DS-3 connection, backhaul — tends to be oversubscribed, resulting in an uncontrolled network that cannot do live video (aside from interview shows) reliably and cuts out on occasion.

Even then, the Internet runs reliably at 200,000- to 300,000Kb, about a third of what is needed for a talking head. Full-screen video calls for at least 750,000Kb, so if the user buys up to 10Mb on cable, or 7Mb DSL, the Internet itself will limit the picture. One possible solution? To deliver video from a server inside each individual network.

Today, full-screen video requires cooperation from the network (except in programming) and servers and will probably be limited to between five and 10 percent of users on the network at once, since networks are not robust enough to deliver megabits to all users simultaneously. This means that broadcasters will need to have a costly arrangement with network operators (AOL, Verizon, Time Warner) to reach users.

Technology will solve the problems via upgrades eventually, but the infrastructure is so large and the business deals so uncertain (worth tens of billions of dollars), it will cost broadcasters about \$2 per user to distribute a movie — appropriate for a huge event, but too much for the average show. ■

# The #1 Choice for Audio in TV Broadcast.



Whether you're building a new plant, adding OB trucks, or just upgrading a studio, take another look at why DigiCart® recorders are still the best choice for your digital facility.

DigiCart delivers a powerful combination of 100 hours of hard disk storage, removable media, uncompressed audio,

seamless editing, and playlist automation — all in one proven package.

And DigiCart already talks to your existing plant: remote control options range from simple GPI to standard serial protocols for leading automation systems.

DigiCart recorders have become a worldwide standard in news, production,

and master control. Log on at [360systems.com](http://360systems.com) and see why DigiCart remains today's smart choice in television broadcast.



*360 Systems*

Tel: (818) 991-0360 Fax: (818) 991-1360 email: [info@360systems.com](mailto:info@360systems.com)

360 Systems and DigiCart are registered trademarks of 360 Systems, Inc. © 1997. All rights reserved. Copy is 3107 by 360 Systems, Inc. All other trademarks are the property of their respective owners.

Circle (112) on Free Info Card


*Mark R. Smith is a freelance writer and has covered broadcasting and post production for a decade. He resides in Odenton, MD, and can be reached at [msmith1277@aol.com](mailto:msmith1277@aol.com).*

**NEW**

Available in sizes from 32 x 16 up to 128 x 128



Video, sync, and audio Basic Module Enclosures (BMEs)



Compatible with RGB, HDTV/component, S-video, composite video, and/or stereo audio

## Extron® Matrix 12800 Series Switchers

# No Surprises – Just Reliable Extron Performance

The Extron **Matrix 12800 Series Switchers** are the easy-to-use solution for large-scale routing applications that require up to 128 inputs and 128 outputs. Offering a new feature, online remote control and monitoring, the Matrix 12800 is an excellent choice for off-site or unmanned A/V systems, especially sensitive, 24 hours a day, 7 days a week environments. From start to finish, Extron offers service and support for the planning, installation, maintenance, as well as expansion of any Matrix 12800 system.

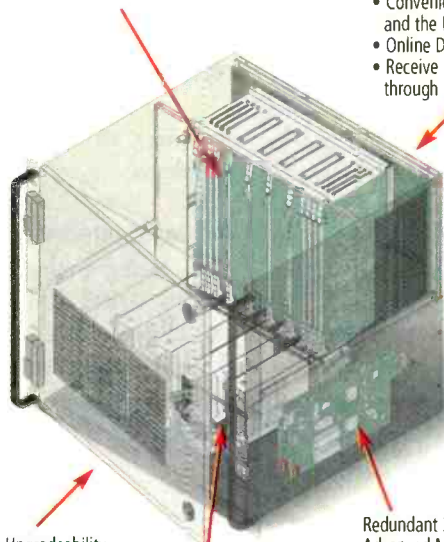
**Extron's innovative Matrix 12800 Switchers offer these advantages:**

- 375 MHz (-3dB) video bandwidth, fully loaded
- Field-upgradeable and hot swappable, modular design
- Easy maintenance and serviceability for low mean-time to repair
- Ethernet and RS-232/422 control
- Dual, fully redundant, and hot swappable power supplies
- Extron's exclusive Digital Sync Validation Processing (DSVP™) verifies active sources by scanning all inputs for active sync signals
- Each rack-mountable Basic Module Enclosure (BME) is 10U high

Tool-Free Extraction of Hot Swappable Input/Output Cards

Browser-Based Control (Ethernet-Based Control)

- Use any Browser like MS Explorer or Netscape Navigator
- Convenient Remote Control over Networks and the Internet
- Online Diagnostics and Monitoring
- Receive Failure and Service Messages through E-mail, PDA, Pager, or Cell Phone



Redundant

- RS-232/422 Ports
- AC Power Inputs
- MCP/MKP Ports

Modular Upgradeability through Front of Unit (up to 128 x 128)

Redundant 32 Bit Controller Cards with Advanced Monitoring of:

- Power Supply Failure
- I/O Card Failure
- Fan Failure
- RGBS and/or RGBHV Sources with DSVP™

Hot Swappable, Dual Redundant

- Fans
- Controllers
- Power Supplies

And Self-Diagnostics of:

- Cooling System
- Remote Panels
- RS-232 Processing
- System Status

### Proactive service + support = peace of mind.

[www.extron.com/4/matrix12800](http://www.extron.com/4/matrix12800)



# Extron® Electronics

800.633.9876  
[www.extron.com](http://www.extron.com)

Circle (113) on Free Info Card



## Transition to Digital

### New delivery technologies

BY MICHAEL ROBIN

New video compression technologies differ from the composite video concept. They use the MPEG-2 concept with all its permissible variations. The MPEG-2 concept results in a more efficient compression and maintains a reliable performance level at considerably reduced bit rates. In addition, the level of performance is a user choice. The MPEG-2 compression methods start with a signal conforming to the ITU-R BT.601 standard at the 4:2:2 level. The system works best if the I/O ports are SDI@270Mb/s. This would normally happen when the operational facility is fully digital.

In real life, it is found that the majority of telco service users feed and request NTSC composite analog signals to interface with their facilities. This mandates the use of analog composite NTSC-to-SDI@270Mb/s decoders at the MPEG-2 encoder input and SDI@270Mb/s-to-analog NTSC decoders at the MPEG-2 decoder output. This article will deal with the

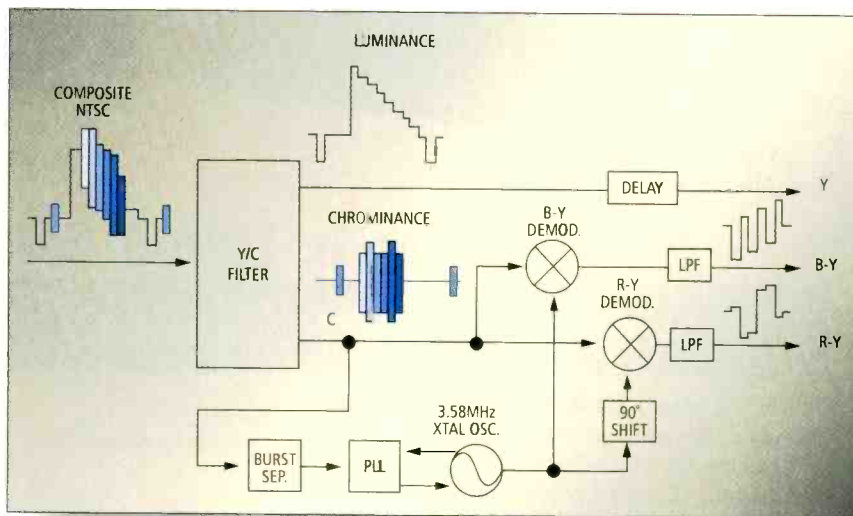


Figure 1. Simplified block diagram of an NTSC Y, B-Y, R-Y decoder.

decoding of NTSC signals and its problems.

#### The input interface concept

Interfacing analog NTSC source signals to SDI@270Mb/s requires decoding to basic analog components and digitally converting them to their digital

equivalents as per ITU-R BT.601. While encoding to analog NTSC is a relatively simple process, the decoding back to components is difficult. The system was originally conceived as 1-way: camera to transmitter to receiver. With modern production requiring many passes through various types of production equipment, the tendency has been to operate in component, analog or digital, to avoid concatenation effects and encode to NTSC only once: prior to transmission. Using a decoded NTSC signal to drive an MPEG-2 system introduces unnecessary decoding artifacts. While these artifacts can be reduced, they cannot be completely eliminated.

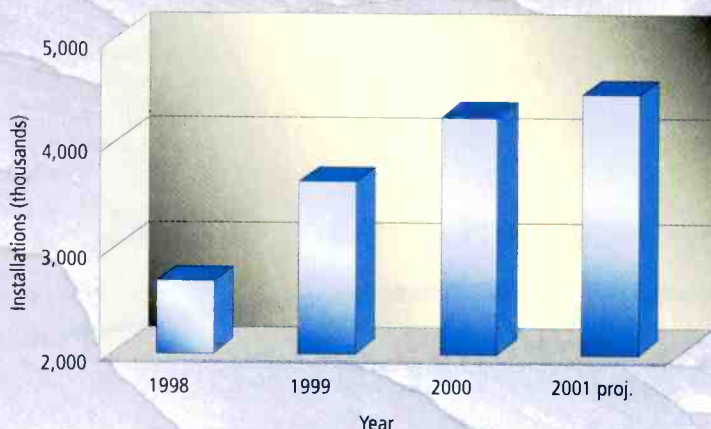
Figure 1 shows a simplified block diagram of an NTSC B-Y/R-Y equiband decoder. The original 1953 NTSC encoding process proposed unequal bandwidth I/Q chrominance components instead of the original, and later universally adopted, B-Y and R-Y components. The aim was to allow for a wider bandwidth, and consequently resolution, for the I component chosen to carry face-tone information. This created an unnecessary encoding and decoding complication and

## FRAME GRAB

A look at tomorrow's technology

### Satellite reception grows

PVRs increase popularity of DBS



SOURCE: Consumer Electronics Association

www.ce.org

# K Tech

TELECOMMUNICATIONS, INC.

## *Beat The May Deadline!!!*



### **Complete 100W Average DTV Transmitter**

- SD Encoder
- 8-VSB Modulator  
with Precorrection
- RF Up Converter
- 100 W Power Amplifier
- DTV Mask Band-Pass Filter
- 19" Rack

**Model Number:  
XMT-100**

***Under ~~\$80K~~ \$70K***

**KTech**  
TELECOM

Circle (114) on Free Info Card

#### **DTV BROADCAST PRODUCTS**

15501 San Fernando Mission Blvd. • Ste 100 • Mission Hills, CA 91345

Phone (818) 361-2248 • Fax (818) 270-2010

e-mail: [sales@ktechtelecom.com](mailto:sales@ktechtelecom.com) • web: [www.ktechtelecom.com](http://www.ktechtelecom.com)

**READY-SET-GO!**



**Flashlink® Starter Kit**

# A Complete Point-to-Point Solution

For multimode or singlemode applications up to 30 km (20 miles) without repeater  
 Supports formats up to 340 Mbps  
 SDI • DVB-ASI • SDTI • SMPTE 310M • HDTV • M2S  
 Fully upgradable to 32 Channel DWDM and CYDA Monitoring and Control System

**USD 2 495.-**

Additional E/O or O/E \$ 795.-

Visit us at **IBC, Amsterdam**  
Booth 8.413, Hall 8

[www.network-electronics.com](http://www.network-electronics.com)

WORLD HQ, NORWAY: Network Electronics ASA  
 Phone: +47 33 48 99 99 • E-mail: [sales@network-electronics.com](mailto:sales@network-electronics.com)  
 THE AMERICAS HQ: Network Electronics US Inc  
 Phone: 631 928 4433 • E-mail: [ussales@network-electronics.com](mailto:ussales@network-electronics.com)  
 WEST COAST US: Network Electronics, US West  
 Phone: 1 866 873 74 94 • E-mail: [usales@network-electronics.com](mailto:usales@network-electronics.com)

Circle (129) on Free Info Card

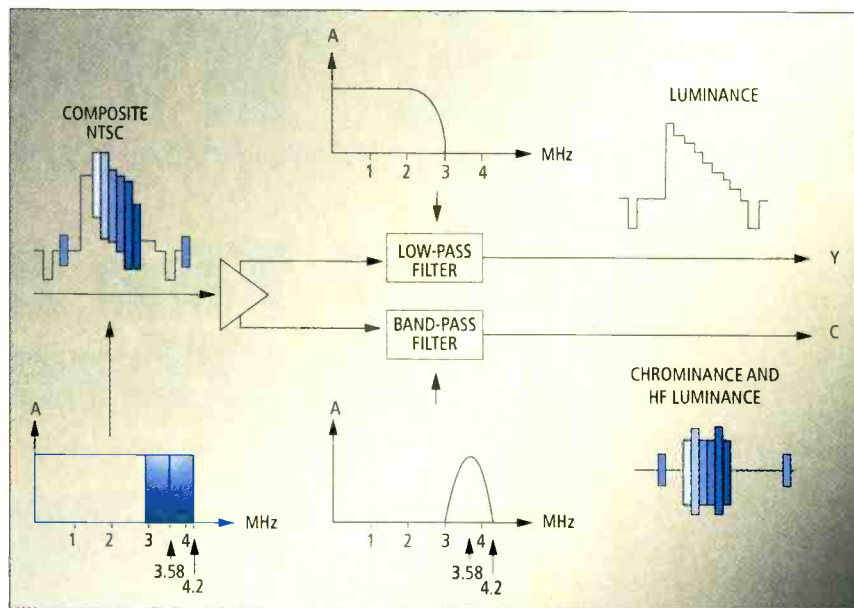


Figure 2. Simplified block diagram of low-pass band-pass Y/C filter.

was quickly discarded by studio equipment and TV receiver manufacturers, which used B-Y/R-Y instead of I/Q encoding and decoding. PAL and SECAM never even considered the I/Q concept.

The decoder consists of two parts: the luminance (Y) and chrominance (C) separator, and the chrominance decoding. The basic chrominance decoder consists of two demodulators fed with two recovered subcarriers in quadrature (90° phaseshift) which, if fed pure chrominance, can recover the original color information without fail. In order for the chrominance demodulators to operate satisfactorily, it is important that the Y/C filter completely separates the luminance and the chrominance information. This is, however, a

practical impossibility. Various filtering schemes are either rudimentary or feature various degrees of sophistication without achieving perfection.

Figure 2 shows a simplified block diagram of an unsophisticated Y/C filter. Essentially, luminance information is recovered by low-pass filtering the composite NTSC signal to 3MHz, thus removing all higher frequencies and the luminance detail they carry. A 3MHz luminance bandwidth results in a horizontal resolution of the order of 240LPH, roughly equivalent to a better VHS tape deck. The chrominance information is recovered by band-filtering the NTSC signal to a ±600kHz spectrum around the suppressed chrominance subcarrier of 3.58MHz. What is ignored here is the fact that the

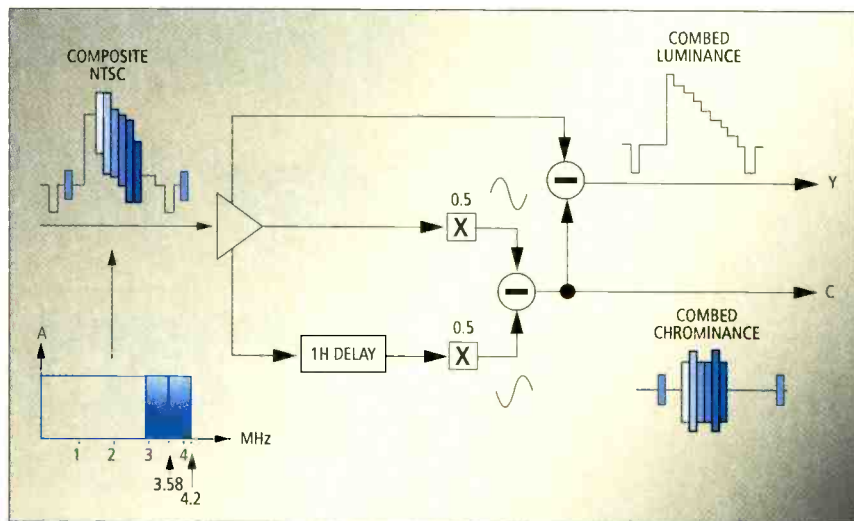


Figure 3. Simplified block diagram of a line-comb Y/C filter.



# THE FIRST NAME IN SURROUND SOUND



Shown left, top to bottom:  
DP570 Multichannel Audio Tool  
DP571 Dolby E Encoder  
DP572 Dolby E Decoder

Shown below:  
DM100 Bitstream Analyzer



Professionals in broadcast and postproduction rely on Dolby products to deliver 5.1 surround sound. Dolby Digital and Dolby E technologies make it easy to create and distribute exciting programming for DTV and DVDs. Dolby also continues to develop industry-accepted solutions to ease the transition to surround sound. To learn more about the complete family of Dolby Digital and Dolby E products, please visit our website.



Shown top: DP569 Multichannel Dolby Digital Encoder  
Shown bottom: DP562 Multichannel Dolby Digital Decoder

[www.dolby.com/tvaudio](http://www.dolby.com/tvaudio)

**Dolby**

BREAKING SOUND BARRIERS

Dolby Laboratories, Inc. • 100 Potrero Avenue • San Francisco, CA 94103-4813 • Telephone 415-558-0200 • Fax 415-863-1373  
Wootton Bassett • Wiltshire SN4 8QJ England • Telephone (44) 1793-842100 • Fax (44) 1793-842101 • [www.dolby.com](http://www.dolby.com)

Dolby and the double-D symbol are registered trademarks of Dolby Laboratories. © 2001 Dolby Laboratories, Inc. 801/13490/13893

Circle (115) on Free Info Card

spectrum around the chrominance sub-carrier contains luminance information interleaved with the chrominance information. The recovered chrominance signal is, therefore, contaminated with high frequency luminance information which, when decoded, produces "cross-color" effects resulting in spurious and flickering color displays.

Figure 3 on page 24 shows a simplified block diagram of a simple comb filter. The comb filter takes into consideration the following:

- The chrominance subcarrier alternates its phase on a line-by-line basis as a result of its frequency being a multiple of half the horizontal scanning frequency; and

- In most pictures, the brightness and the color information do not change abruptly from line to line.

Consequently, subtracting the delayed signal of the preceding line from the information of the present line cancels, or "combs out," the luminance information and enhances, or "combs in," the chrominance information. In Figure 3, a 1H (the duration of one TV

line) delayed signal is subtracted from the present line yielding "combed chrominance." The two signals are suitably reduced in amplitude (x0.5) to recover the normal amplitude chrominance signal. The combed chrominance is subtracted from the composite NTSC signal, yielding "combed luminance." Because all luminance information has been removed from the chrominance signal, no cross-color effects occur. A similar, but less perceived, "cross-luminance" effect also is eliminated. Now all this works if the assumptions made above are true. If, however, there are sharp transitions between the lines in the same field, consecutive fields or consecutive frames, the comb filtering fails, and the result is known as "hanging dots," resulting from the non-removal of chrominance from luminance.


A solution to the failing of the comb filter is to use an adaptive comb filter. The adaptive comb filter senses the failure of the comb filter and instantly switches to a LP/BP filter for the duration of the disturbance.

Chip manufacturers offer a selection of LP/BP, line-comb, field-comb, frame-comb or combinations such as adaptive filtering oscillating between comb and LP/BP. Some of the available chips digitize the composite NTSC analog signal and carry out the filtering and the decoding in the digital domain. Field or frame combs, while more efficient for operational environments where an operator uses the most satisfactory filter given the ever-varying characteristics of the image, are not advisable for a network distribution environment where the decoder operates unattended.

So the best choice for an MPEG-2 feed would be an adaptive line-comb filter. A much better choice is to feed the MPEG-2 encoder with an SDI@270Mb/s signal and avoid all the hassles of decoding NTSC. ■

*Michael Robin, former engineer with the Canadian Broadcasting Corporation's engineering headquarters, is an independent broadcast consultant located in Montreal, Canada. He is co-author of Digital Television Fundamentals, published by McGraw Hill.*

## when one shot is all you've got ... trust fiber



ANY DISTANCE. EVERY SIGNAL. ALL THE TIME.

The new CopperHead™ Fiber Optic Camera Link sends and receives all camera signals over a single, rugged, lightweight fiber optic cable. Just snap the transceiver between your camera and battery, and you've got everything you need for a live remote:

- |                            |                                   |
|----------------------------|-----------------------------------|
| <b>FROM CAMERA TO BASE</b> | <b>FROM BASE TO CAMERA</b>        |
| • Program Video            | • Return Video                    |
| • Two Audio Channels       | • Return Audio (IFB)              |
| <b>BI-DIRECTIONAL</b>      | • Black Burst/<br>Auxiliary Video |
| • Intercom                 | • Tally/Call                      |
| • Remote Camera Control    |                                   |
| • Auxiliary RS-232 Data    |                                   |

Be assured of crystal-clear signals at any distance, without hum or interference. Get on the air quickly and reliably. On time, every time.

CopperHead™ mounts to:



ANTON/BAUER®



PAG™



V MOUNT



**Telecast**  
Fiber Systems, Inc.

+1 (508) 754-4858  
sales@telecast-fiber.com  
www.telecast-fiber.com

Circle (116) on Free Info Card



SONY

Together, we capture history every day.

Your professional expertise and Sony Professional Media. It's the perfect partnership for recording events that shape our world. And uniquely co-engineered Sony media and recorders are the perfect partnership for delivering standard-setting durability and reliability. Following a long tradition of combined recorder and media innovation, Sony develops the most demanded video formats. We continually work to enhance your ability to capture history in all its detail—and preserve it for tomorrow. Trust every moment to Sony Professional Media. For more information, visit our Web site at [www.mediabysony.com](http://www.mediabysony.com)

**Sony Professional Media. Your partner in recording and preserving history.**



Sales Offices: Eastern 201-599-3501 • South/Central 770-662-3803 • Western 714-229-4246

©2001 Sony Electronics Inc. All rights reserved. Reproduction in whole or in part without written permission is prohibited. Sony, Betacam, Betacam SP, Betacam SX, DVCAM logo, HDCAM and MPEG IMX are trademarks of Sony.



## Wireless technology for computers

BY BRAD GILMER

There is a battle brewing between two major wireless networking standards: Bluetooth and IEEE802.11b or Wi-Fi. There are some other wireless networking technologies out there such as HomeRF, which is a force in its own right, but Bluetooth and Wi-Fi are the major contenders. At first glance, it would seem that Bluetooth would have it all over 802.11b. After all, you have to admit that a technology named after a 10<sup>th</sup> century Viking King (Harald Bluetooth) has got a certain amount of curb appeal. But upon closer inspection, you will see that there is not a clear winner, and perhaps these two technologies are not competing after all, but in fact may work together to make your computing experience wire-free.

First, let's start with the similarities. Both systems use frequencies in the 2.4GHz band licensed for industrial, science and medical uses (ISM). Both systems allow users to connect computer devices together to form networks without wires. Both systems allow peer-to-peer networking, and both systems allow you to connect a wireless-capable device to the Internet via a network.

Here are some of the differences. Bluetooth allows users to create Wireless Personal Area Networks (WPANs). Transfer speed is about 1Mb/s. The technology is designed for short distances (up to about 30 feet) and can be used as a wire replacement technology, interconnecting devices such as laptops, cell phones and PDAs. It permits a total of eight devices to be

connected together through something called a piconet. Devices on a piconet all use the same "channel." Devices on different channels can overlap, operating on separate piconets. It is possible

Out of a total of eight possible connections on a piconet, Bluetooth supports three synchronous connection oriented (SCO) links, which can be used for headsets or cordless telephony.

### Regardless of the portion of the band in which Wi-Fi operates, sharing with Bluetooth is inevitable.

to join piconets together into larger networks, but Bluetooth technology seems to be targeted more at small ad hoc networks. These are created whenever two devices using Bluetooth come within 30 feet of each other. (See

(Think about wireless headsets for your cell phone, and you will be on the right track.) Bluetooth has an eye on low power consumption and small form factor. A primary design goal was for Bluetooth technology to be implemented in CMOS on a single chip. Many of the user requirements for Bluetooth came from the cell phone and PDA community. Bluetooth uses a frequency hopping scheme (1600 hops/sec) and Gaussian Frequency Shift Keying (GFSK) modulation. While bridging to a wired LAN is possible using Bluetooth, protocol conversion is required.

The other technology — 802.11b, or Wi-Fi — is used to create Wireless Local Area Networks (WLANs). Transfer speed is about 11Mb/s, but 53Mb/s is coming soon. Range for Wi-Fi systems is between 300 and 900 feet outdoors. For those of you familiar with wired networks, Wi-Fi will seem very familiar. It supports true multi-point networking, including functionality such as broadcast, multicast and unicast. Since Wi-Fi uses MAC addresses, a problem caused by common device IDs is virtually impossible. The system uses the same sort of collision and backoff technology as conventional Ethernet with some modifications. Collisions are caused when more than one device tries to talk at the same time. Carrier Sense Multiple Access with Collision Avoidance (CSMA/CA)

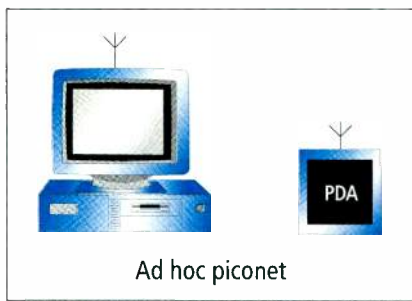


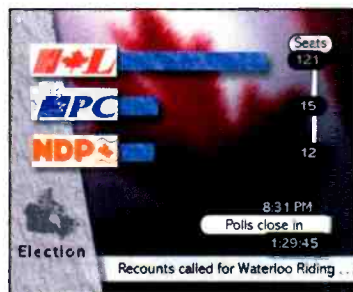
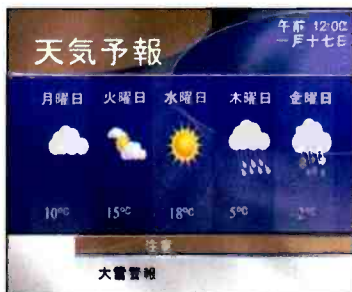

Figure 1. Ad hoc piconets are created whenever two Bluetooth devices on the same channel are near each other (within about 30 feet).

Figure 1.) Bluetooth manufacturers frequently mention synchronization and exchange of files and information between personal devices such as cell phones and PDAs as typical applications for piconets.

DATA RATE	MODULATION SCHEME
1Mb/s	Differential Binary Phase Shift Keying (DBPSK)
2Mb/s	Differential Quaternary Phase Shift Keying (DQPSK)
5.5Mb/s and 11Mb/s	Quaternary Phase Shift Keying/Complementary Code Keying (QPSK/CCK)

Table 1. Wi-Fi uses Direct Sequence Spread Spectrum (DSSS) at the above data rates and modulation schemes.

# Inscriber RTX-Data Display for Broadcasters



## Be First. Be Original.

Inscriber® RTX™ is the revolutionary **broadcast data-casting solution** for rapidly creating custom information channels that combine streams of dynamic data with program video. RTX is the **world's most widely used** application for the display of sports scores, election results, financial services, stock tickers, weather displays, home shopping, horse racing, general information and digital video delivery services.

RTX provides a flexible **open system** environment for software developers to use familiar programming interfaces to produce applications in record time. With RTX, broadcasters now have the power to integrate multiple layers of text, graphics, logos, animations, imagery, audio and live or digital video with **full control** over everything.

Be the **first** to deliver the information your viewers want. With Inscriber RTX be **original** by taking the lead and developing your own look that no off-the-shelf product can ever deliver.

For more information visit - [www.inscriber.com](http://www.inscriber.com)

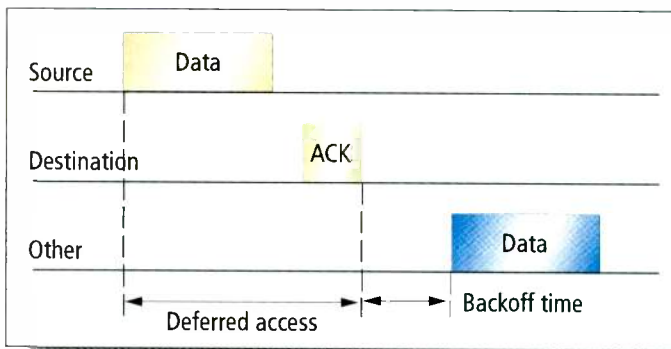
See Inscriber at IBC, Stand 7.211

Circle (118) on Free Info Card



**inscriber**  
TECHNOLOGY

International Headquarters/North & South American Sales—26 Pegpler Street, Waterloo, Ontario, Canada N2J 3C4 Toll-free: +1.800.363.3400 Tel: +1.519.570.9111 Fax: +1.519.570.9140 European Sales—Zijlstraat 72, 1431 EE Aalsmeer, The Netherlands Tel: +31.297.380930 Fax: +31.297.380939 Asia-Pacific Sales—Level 9, AIS Building 1-1-3 Marunouchi, Chiyoda-ku, Tokyo 100-0005, Japan Tel: +81.3.5288.5217 Fax: +81.3.5288.5111 \*Inscriber is a registered trademark and RTX is a trademark of Inscriber Technology Corporation. Other product names mentioned may be registered trademarks or trademarks of their respective companies. Specifications subject to change without notice.



**Figure 2. CSMA/CA avoids collisions by deferring transmission until the channel is clear.**

is a technology used by Wi-Fi to avoid collisions. In this system, fast acknowledgement of packets received is key. A device wishing to transmit checks to see if the channel is clear. If it is, the device begins to transmit. It then pauses to receive an acknowledgment from the receiving device. The technology is designed so that acknowledgements are given high priority, and they are

information is relayed through the network, and devices communicate based upon this timeslot negotiation.

Wi-Fi uses Direct Sequence Spread Spectrum (DSSS) at four different data rates. The modulation used depends on the speed of the link. Table 1 on page 28 lists different data rates and modulation schemes.

While you can create ad hoc networks

all devices can hear all other devices. If there are "hidden devices," then an alternate scheme is employed whereby a device can reserve space for a given amount of time. This in-

seconds in every frequency channel). Bluetooth uses 79 different channels in the United States and most of the rest of the world. IEEE 802.11b (Wi-Fi) opted for DSSS, using 22MHz of bandwidth (passband) to transmit data with speeds of up to 11Mb/s. A Wi-Fi system can use any of 11 22MHz subchannels across the allocated 83.5MHz of the 2.4GHz frequency band. A maximum of three Wi-Fi networks can coexist without interfering with one another. Geographies outside of the United States may support more or fewer than 11 selectable subchannels. However, regardless of the portion of the band in which Wi-Fi operates, sharing with Bluetooth is inevitable. There is a good chance that the two will interfere with each other under the right circumstances. As wireless systems become more common, you should be aware of this fact. Furthermore, as Bluetooth technology begins

## Perhaps these two technologies are not competing after all, but in fact may work together to make your computing experience wire-free.

generated very quickly. If another device wants to transmit while the channel is in use, it defers access and then backs off for a predetermined amount of time and tries again. (See Figure 2.) This is similar to existing technology used on wired Ethernet. There is one catch to this scheme: It assumes that

using Wi-Fi, its history is in providing wireless access to a network. Figure 3 shows how a large network of wired and wireless devices can be connected using Access Points or AP. Since the same protocols are used on the wired and wireless network, a protocol converter is not required.

Obviously, Wi-Fi is an IEEE standard. 802.11b is the current version. A new version of 802.11a is being drafted with enhanced features and increased speed.

The Bluetooth Special Interest Group is submitting their work to the IEEE 802.15 committee for consideration as the standard for Wireless Personal Area Networks (WPAN).

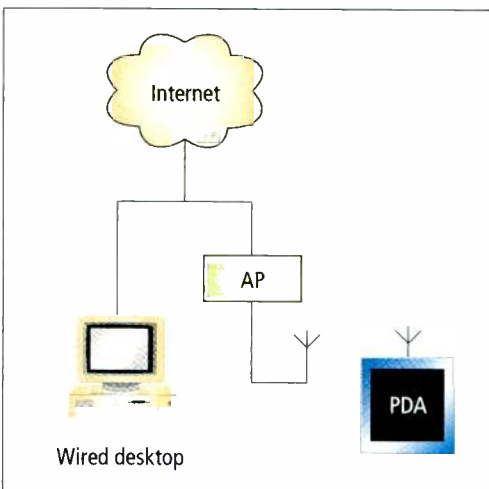
As mentioned earlier, Bluetooth and Wi-Fi may coexist in one facility. However, there may be problems using them in close proximity at the same time. Bluetooth selected FHSS, using 1MHz channels and a hop rate of 1600 hops/sec (625 micro-

to be deployed in cell phones, PDAs and other devices, it could cause havoc if someone carrying one of these devices walks into an area with critical equipment operating on a Wi-Fi network.

Finally, a word about security. Both Bluetooth and Wi-Fi have security measures including encryption and authentication. But as you know, there is nothing one person can invent that another cannot figure out. As with all networking technologies, you should design your network with security in mind whether it is wired or wireless.

There is a wealth of information about Bluetooth ([www.bluetooth.com](http://www.bluetooth.com)), Wi-Fi ([www.wi-fi.org](http://www.wi-fi.org)) and HomeRF ([www.homerf.org](http://www.homerf.org)) on the Web. A search on any of these terms will bring up a vast amount of information. ■

*Brad Gilmer is president of Gilmer & Associates, executive director of the AAF Association and technical facilitator of the Video Services Forum.*



**Figure 3. Using Access Points (APs), Wi-Fi networks can be combined with traditional LANs to provide Internet access.**



Send questions and comments to: [brad\\_gilmer@primediabusiness.com](mailto:brad_gilmer@primediabusiness.com).

*It's like taking your*

# CREATIVITY

*for a drive on the*

# AUTOBAHN

It's wide open and ready for you to push it as fast and as far as you want. That's the type of freedom you can expect from Thomson digital production switchers.

Not for the faint of heart, the DD35 and Seraph HD lines of production switchers are built to engineering perfection with features designed by some of the world's leading TDs.

Packed with creative horsepower they're the quickest, most agile switchers around—with an impressive feature set that's ready to take you for the ride of your life.

#### Features include

- Make-Memo Macros
- DDR server machine control with clip names
- FX processor internal and independent four-channel DVE
- FX processor RAM store (32 seconds of video @ 960 stills)
- Powerful external DVE control
- Name-Follow Video router interface
- Dyrachome patented chroma key technology
- Five video layers per M/E
- Multi-Mix independent transition engines per layer
- Six DSKs
- Advanced Timeline capability
- User designed applications recall
- Easy to learn and drive
- Full range from 1 M/E to 4 M/E in both SD and HD
- Plus more



DD35 DIGITAL PRODUCTION SWITCHERS FROM THOMSON

**HIGH PERFORMANCE ENGINEERING. NO LIMITS.**

DD-35

**seraph**

For more information call  
1 800 962-4287

**THOMSON** MULTI  
MEDIA  
BROADCAST SOLUTIONS

Circle #119 on Free Info Card

# Selecting a streaming partner

BY STEVEN M. BLUMENFELD

**F**or the past few years I have been writing about streaming media and interactive technologies. I have tried to showcase some of the leading companies in the industry and give a realistic view of what makes them leaders. Looking back I have noticed that sometimes I have been right and sometimes wrong. Lately some of the showcased companies have gone belly up, while others have become industry stalwarts.

When selecting a streaming partner, no fly-by-night operation will do. There are many technicalities in delivering good online streaming media. In many cases the initial setup costs are not for the squeamish. So choosing wisely is very

## When selecting a streaming partner, no fly-by-night operation will do.

important. I have known many deals where the due diligence process required the submission of financial, operational and strategic documentation.

I have written extensively about I-Beam, Akamai and even Digital Island (which was recently bought by Cable and Wireless). Many times I have overlooked Globix as an also-ran. They entered into the industry late, after all the hoopla of the past two years. Their first real commitment to streaming media came last year with the founding of a dedicated group based out of Santa Clara, CA.

In recent months, Globix has come into its own, with major wins for online media streaming.

Organizations such as Radio Free Virgin, House of Blues, and ClearChannel Interactive Group, have chosen Globix on the basis of its strong network backbone and its highly scalable streaming content distribution network (CDN).

Globix has deployed its new EarthCache streaming technology, a next-generation content distribution system, throughout its global network. The technology works seamlessly with Globix's network to offer content providers scalable and reliable streaming media performance, with increased media server efficiency and better bandwidth management.

Like other streaming media suppliers, Globix is moving content to the edges of the network as part of the solution to some of the network congestion problems. Content is moved to peering points, where it stored for distributed "edge" delivery and directed efficiently to destination networks and to the end user.

As a result, frequently viewed content sits closer to the end user and is served by the infrastructure at the edge, not by the source media server at the network's core.

EarthCache's solution has allowed Globix to win some recent big contracts because Globix controls not only its distributed network, but also its own 20,000-mile worldwide Internet backbone network. By positioning streaming server deployments inside Globix SuperPOPs and the peering interchanges, and thereby minimizing router hops to the access network, Globix directly manages both content caching and intelligent routing directly to more than 500 destination networks. This control allows the support of true intelligence and fault tolerance.

Smaller content distribution networks have not been able to fulfill their promise of building out a substantial network with all of the necessary elements to control the delivery of content. It has turned out to be too costly to build this type of network infrastructure strictly for streaming. Globix has had the advantage of being, first and foremost, a well-established data delivery company and only recently devoting resources to streaming media.



## Streaming at Time Warner Cable

BY EVAN SIROF

Time Warner Cable is developing a new newsroom automation and production platform for its New York One News operation, and four other locations. Harlan Neugeboren, senior director of engineering and technology for Time Warner Cable, provided some insight into the streaming systems they have chosen and what they hope to achieve. The operation will utilize a VortexNews digital news production system and the Media Asset Review system (MARS) from Pinnacle Systems to manage assets and make all media available to all users. Seamless integration between the Pinnacle products and the facility's automation control system will play a critical role in the repurposing of news material for delivery on Time Warner Cable-owned websites.

The systems deliver both DV-25 and MPEG-4 streams to any PC on the network for editing, improving the staff's ability to react to last-minute changes and updates. The production staff is able to work with the compressed video feed as it is coming in, without tying up resources making copies. The MARS system also uses streaming to allow staff to access content without tying up expensive infrastructure like routers and encoders, enabling more effective use of archived material.

With the new systems, streaming will replace tape-based production at Time Warner.

*Evan Sirof is a freelance writer based in New York.*



ABC NEWS PRODUCTIONS  
ABC NIGHTLINE  
ALTER 5  
AT&T MEDIA SERVICES  
AUSTRALIA BROADCASTING COMPANY  
BBC TELEVISION  
BRITISH SKY BROADCASTING  
CABLEVISION SYSTEMS GROUP  
CANAL NEWS  
CBC  
CBS 60 MINUTES  
CBS NEWS  
CHINA CENTRAL TELEVISION  
CHICAGO TRIBUNE COMPANY  
CNN  
COX COMMUNICATIONS  
DEUTSCHE WELLE  
ESPN  
FOX SPORTS  
FRANCE 2  
GANMETT  
GRANADA TELEVISION  
KABC  
KAMR  
KATV  
KFOX  
KLST  
KMEX  
KMGH  
KPIX  
KRON  
KSDK  
KTVT  
KUSA  
KXAN  
M6  
NBC NEWS  
NBC DATELINE  
NHK  
NOB  
NRK  
ORF  
RAI  
RTC  
RTE  
RTL  
SVERIGES TELEVISION  
TELEMUNDO  
TELEWIZJA POLSAT  
TPC PRODUCTION CENTER  
TV2 NORWAY  
TV3 IRELAND  
TVN  
UNIVISION COMMUNICATIONS  
USA TODAY  
WBAI  
WBZ  
WCAU  
WCBS  
WFLA  
WFMY  
WHDH  
WJZ  
WKYC  
WLS  
WTSP  
WTTG  
WTTW  
WTVT  
WUSA  
XETV  
ZDF

SPEED.  
RELIABILITY.  
THE RIGHT  
INFRASTRUCTURE.  
FROM A TO Z.  
THEY GOT IT.  
OTHERS GOT IT.  
YOU CAN TOO.

800.949.AVID • [www.avid.com](http://www.avid.com)

Circle (120) on Free Info Card

make manage move | media™ **Avid**

# Save Time, Space and Money on Your new SPG



- Word Clock
- Analog Test Tone
- Black Burst
- Analog Test Pattern
- AES/EBU Test Signal
- SDI Test Pattern

**[ Land 6 Features In One Box ]**



Marielundvej 37D • DK-2730 Herlev • Denmark  
Phone: +45 44 85 02 55 • Fax +45 44 85 02 50  
info@dk-audio.com • www.dk-audio.com

Edge delivery of streaming media provides improved audio/video quality by reducing the packet loss and congestion buffering associated with traditional Internet streaming. In addition to improved performance, one of the key benefits is a significant increase in scalable network capacity.

## Streaming media networks

Globix's network is a blend of three network components: the Globix Internet backbone, its extensive private and public peering relationships and its proprietary Earth-Cache streaming technology. The Globix network is the most important component of consistent stream delivery. Globix has built its own international network, designed to meet the reliability, availability and security requirements of businesses with mission-critical applications. It has instituted a policy to keep its capacity significantly underutilized to allow for traffic spikes such as those created during sudden surges in customer usage or during large live streaming media events while leaving plenty of bandwidth for customer IP traffic to reach its destination with minimum latency or packet loss. It will be interesting to see how this plays out once they start hitting capacity issues!

In addition, Globix is one of just a few service providers to use global "cold-potato" routing. This technique ensures that its customers' traffic will be carried on the Globix-controlled network to the greatest extent possible — and thus not suffer from the congestion or high latency of public networks.

The backbone, with guaranteed SLAs (service level agreements) including 99.99 percent uptime, is based on ATM and IP technology that rides over a protected synchronous optical network (SONET). A 6500-mile OC-48 ring connects the many SuperPOP Internet Data Centers and MiniPOPs in the United States. Connection to Europe is provided through two protected trans-Atlantic STM-1 connections. Each of the POPs is connected to the backbone by multiple fault-tolerant connections. Calculated mathematically, they claim a total network capacity that exceeds 32Gb/s.

Inherent in the OC-48 backbone is the latest routing technology to provide 100 percent network availability. The company re-routes traffic around any potential network segment experiencing a problem to another part of its network or to a peering partner's network.

Globix connects to numerous network access points, commercial Internet exchanges, and other Internet, application and network service providers. Multiple carriers provide diverse connections to diminish the negative impact of the loss of a single connection. It is the second largest peered network in the world and has peering agreements with more than 575 organizations that represent more than 1300 peering connections, including private peers.

Clients can benefit from these relationships, as latency and bandwidth are two of the most important factors in a consumer's streaming media experience. Through peering, it is effectively able to deliver streaming media from the origin point directly into many end users' access networks without ever using public Internet transit. ■

*Steven M. Blumenfeld is currently the vice president of advanced services for America Online.*

Circle (121) on Free Info Card

Making things even more efficient is the NewsEdit interface, which changes automatically depending on the mode in which an editor is working. Instead of an array of drop-down menus or a confusing and eye-polluting "windows-over-windows" scheme, the interface displays only the tools and information an editor needs.

Supporting DV/DVCPRO and MPEG with data rates up to 50 Mb/s, the NewsEdit system is designed expressly for hard news production and the demand for news content. It delivers all of the benefits of nonlinear technology, including instant random access, multiple levels of undo, real-time transition effects preview, and the ability to quickly make new versions of stories. It lets editors record directly from tape timeline while performing insert edits, voice-overs, L-shaped cuts, and three-point edits quickly. And the latest version of the NewsEdit system enables even faster package development through its real-time preview option for dissolves, wipes with soft-edge borders, plus pushes, and slides.

The NewsEdit system also enjoys fast and cost-efficient access to media through the Grass Valley Media Area Network real-time, shared-storage system. By converging video, text, and real-time effects on a single workstation, the NewsEdit system supports the need of news professionals to multitask at their usual breakneck pace.

Taking efficiency a notch higher, the NewsEdit system is compatible with low-resolution browsers and editors through OMF EDL file import. Stretching newsroom dollars and resources even further, the NewsEdit system integrates with newsroom computer systems (NRCSs) such as AP/ENPS and Avid's iNews, and with news delivery services such as that of Pathfire. That means that the journalists at your station covering the heat wave and regional energy crisis can assemble low-resolution versions of their stories using Avid's iNews Media Browse system, for example, and then pass an EDL to a NewsEdit system to conform the story in high-resolution for further editing.

An editor working on a NewsEdit system can also access feeds and clips captured by the FeedClip interactive feed capture system, making it easy to combine these materials with those brought in from field crews. Accelerating the process is the NewsEdit system's unique Edit to Timeline™ feature. The feature, which displays the edit while it is being recorded, makes the NewsEdit system the fastest nonlinear editor on the market for editing hard news tape footage.

## QUICKLY SIFTING THROUGH MOUNTAINS OF DIGITAL ASSETS

In deadline-driven newsrooms where inching your way through hundreds of archived tapes just isn't an option, the Grass Valley Digital News Production Solution provides highly optimized sifting and sorting of your digital assets. For fast retrieval of archival footage and other digital assets, the Grass Valley Media Area Network shared-storage system—like all components of the Grass Valley Group News Production Solution—is integrated with the Profile Network Archive. Using high-speed Fibre Channel technology, the Profile Network Archive enables multiple Profile systems to access one or more libraries. The Profile Network Archive also scales easily and affordably.

Then there's the issue of application compliance—or the lack thereof.

To prevent newsrooms from having to choose between tools that work in their environment and tools they want, the entire Grass Valley Group news offering is compliant with the ContentShare software platform, an open, industry-standard framework for information access and exchange based on the eXtensible Markup Language (XML) that any application can use. Instead of costly custom interfaces, the ContentShare platform enables organizations to link third-party applications in a standard, cost-efficient manner and to maintain those linkages even as the applications change.

For example, the Pathfire NewsTracker news-on-demand system saves newsrooms from rolling tape constantly to record news feeds. Its Java-based interface lets news producers review categorized regional, national, and breaking news stories, then select broadcast-quality video clips and associated scripts right from their desktops. Both the NBC News Channel and ABC News One have selected NewsTracker for on-demand news delivery.

Using the ContentShare platform, Pathfire is enabling users to move materials from a NewsTracker server into a Profile XP Media Platform system as well as the Digital News Production Workgroup. This linkage will also simplify newsroom operations, allow multiple users to use the same media, and, most importantly, improve time to air.

Similarly, the ContentShare platform is helping BitCentral in its support of CBS NEWS PATH NOW, a system for targeted delivery of news content to network affiliates. Using the ContentShare platform, BitCentral can ingest audio, video, and metadata from third-party systems and distribute those materials using its MediaPipe product to 180 CBS affiliates.

Let's take a closer look. The editor working on the heat wave/energy crisis packages looks at the producer's rundown within the AP/ENPS NRCS, selects the package he's going to work on, and opens the clips; the editor also has the ability to view the story and take a look at all of the scripts written for it—including the director's cuts. The NewsEdit system takes the slug name from the package created in the producer's rundown and creates a file of the same name.

There are also additional fields of information embedded within the story that are available to an editor through the NewsEdit system. In this case, the story includes the name of the network's feed of the U.S. Senator; this same slug name has been selected and transferred into a Profile device or shared-storage system, making the story available across the network. The editor can look in his editing bin, grab that exact story, and drag it to his timeline.

With the story in his timeline, the editor can use tools of the NewsEdit interface to cut down the feed, add voice over, insert additional footage, etc. When the editor selects these tools, the NewsEdit user interface changes automatically depending on the mode in which the editor is working, speeding the process even further. At this point, the editor may edit from tape to the NewsEdit timeline exactly in the same fashion as a machine-to-machine edit bay: mark points on both the timeline and source sides, select the record tracks, set the input audio levels, and hit record. While editing to the timeline, the editor will see and hear what he expects from a hard news edit process. Further, record tracks can be toggled on and off on the fly, just like an insert edit in tape-to-tape. The editor then has the ability to add transition effects, move edit points, correct audio, and adjust play speed of the video. If the edit is clean, he moves onto the next edit—perhaps adding a voice track. Once the editor is done with his package, he can send it to the playout server. In a faster-than-real-time-transfer to a Profile XP Media Platform system, that video is available within three seconds after he hits the transfer button. If the station has the Grass Valley Media Area Network system installed, a transfer may not be required.

And with its ability to quickly trim clips or change and update sequences to make multiple versions of a story for a different look between newscasts, the NewsEdit system can help prepare a different package about the heat wave/energy crisis between the 5:00 P.M. and 5:30 P.M. news program.

## 5:55 P.M. **Playout**

At this point, you have two edited packages about the U.S. Senator and the mayors' press conference. As a review: material was brought into your station through a network feed—though it could have come as easily through a video-on-demand system—the FeedClip triage application, a Profile XP Media Platform system, and footage shot in the field. Your journalist browsed the material and created a low-resolution, edited sequence that was automatically conformed within the Profile XP Media Platform/MAN shared-storage system, and was immediately available for playout. Your editor used the high-resolution NewsEdit nonlinear editor to put together a high-resolution package that contained elements from the network feed, from the FeedClip system, and from field footage. That package also was sent to a Profile system for playout.

Now, you're minutes from playing the material to air. By basing the digital news production workflow on the Profile XP Media Platform, you can playout to air under the control of an application that controls the Profile system, such as the Grass Valley NewsQ™ Pro system—an application that is dynamically linked to your producer's rundown using the industry-standard MOS Protocol.

With the editing process completed, you send the package to the Profile XP Media Platform system for playout to air. The clip will play within a sequence of other clips the producer has requested in the rundown. If the producer reorders or shuffles the order of storage in the rundown, the Profile system, which is linked dynamically to the rundown, automatically refreshes the rundown.

Yet in newsrooms, life—and story order—does not always go according to plan. Sometimes, as a story is being readied for playout, fast-breaking news hits. In this case, a five-alarm fire in a thickly wooded area bordering a residential zone is broadcast over the scanner sitting on your news editor's desk. The fire broke out 15 minutes before air time—after the heat wave/energy piece was slotted in. Now, the forthcoming news broadcast will lead with the report from the scene. Whether you're using a Profile system and NewsQ Pro or the cost-effective NewsQ manual playback system, you can easily readjust the story order: now the live shot on the fire is the lead story and the heat wave/energy crisis story is second in the producer's rundown. With the NewsQ Pro system, a change in the rundown is automatically reflected so you're ready to play to air from the Profile system in the correct order; with the manual NewsQ system, it's a quick drag and drop and you're ready to go. Either way, you've eliminated that stack of tapes and the checking and double-checking that goes with it.

## 6:00 P.M. **On Line as well as On Air**

In addition to getting your news to air, the Grass Valley Group's Digital News Production Solution can get it online. The solution includes two complementary components: the Aqua™ Internet encoder and the WebAble™ Web publishing tool suite.

The Aqua Internet encoder offers a turnkey system that generates streaming bandwidths ranging from 28.8 kb/s (simple audio) to 2 Mb/s (DVD-comparable video) and supports all major streaming formats, including Windows® Media Audio and Video 8, RealNetworks' RealVideo™ and Apple's Quicktime™. Architected to provide the highest streaming throughput per rack-unit of space, the Aqua encoder's One Pass Encoding™ technology can pre-process, capture, clean and encode an input source and render it into multiple streaming formats at multiple bit rates—all in real time.

Meanwhile, the WebAble™ tool suite offers a drag-and-drop method for creating streaming media from Profile system devices that fits neatly within newsroom workflows. Using WebAble, transferring a video clip to a Web server is as easy as copying a spreadsheet to a floppy disk; conversion to standard streaming formats such as Microsoft's Windows Media and RealNetworks' Real Video is automatic. The signal pre-processing capabilities of the Aqua Internet encoder can also turbo-charge WebAble with the highest possible quality video.

To put your energy story online, for example, a WebAble user need only identify Profile system-based content or a Profile system-based clip, drag it to a Microsoft Windows NT-based Web server, and initiate the streaming conversion process as part of that transfer. The resulting digital file is then ready for insertion into a standard Web publishing tool.

## **Grass Valley Digital News Production: A Complete Solution**

To learn more, go to [www.grassvalleygroup.com/digitalnews](http://www.grassvalleygroup.com/digitalnews)



Grass Valley Group Headquarters  
P.O. Box 59900, M/S N4-2E  
Nevada City, CA 95959-7900  
USA

[www.grassvalleygroup.com](http://www.grassvalleygroup.com)

DNP-2008

Copyright 2001 Grass Valley Group. All rights reserved. Printed in USA.  
Profile is a registered trademark of Grass Valley Group. All other tradenames are the service marks, trademarks or registered trademarks of their respective companies.  
Specifications subject to change without notice.

# THE DIGITAL NEWS PRODUCTION SOLUTION WHITEPAPER

Scorching heat and soaring demand for electricity have led to sustained power outages over the past week in your community. Your national network has arranged an interview with one of the U.S. senators representing your state. The Senator, who happens to sit on the Senate Energy Committee, will comment on potential federal relief for the region. The interview feed will arrive in 15 minutes—at the same time as an energy-related press conference held by the mayors of all the major cities in your viewing area. Numerous field tapes for local stories about the impact of the heat wave on residents and businesses are being carried in to your station and are being readied for air.

It's 5:30 P.M. And while it may be hot outside, it's nothing compared to the pressure cooker in the newsroom as your team of producers, editors, and journalists race against a 6:00 P.M. deadline to get these stories to air. You're accustomed to stressful days, but today promises to be more intense than most.

Apart from a cool front, about the only thing that might relieve the pressure in your station is a news production solution that lets you work faster, better, and more cost effectively than your existing VCR-based systems. A solution that gives your staff total access to all the material they want, supports great creative freedom, and lets you quickly re-purpose your media assets. A solution that can get your stories on air and online. A solution that can meet your deadlines—every time.

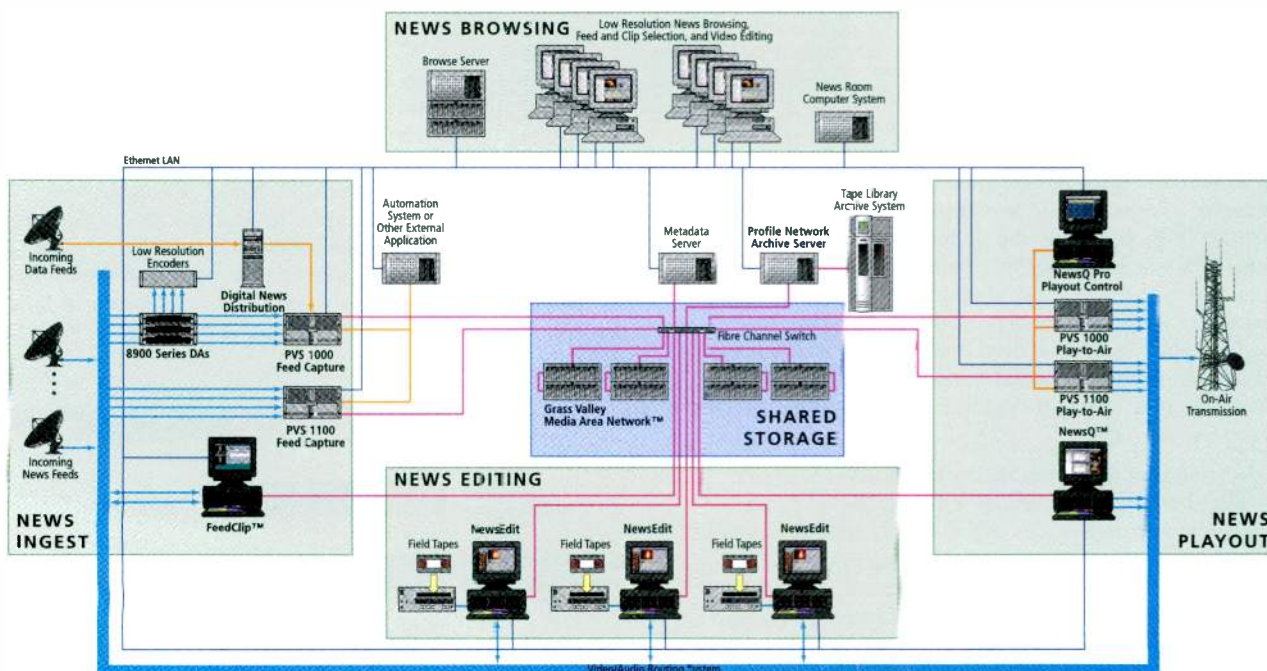
In the same way that computerization streamlined scripting, archiving, and rundown preparation, the Grass

Valley Group's Digital News Production Solution offers workflow efficiency and cost savings across the entire news production process: from ingest of feeds, triage of the media, third-party desktop browsing, creation of an edited sequence, high-resolution finished editing, and playout under the control of a rundown. To see how it all works, take a walk through the story-creation process.

## FROM INGEST TO PLOUT: A STORY TAKES SHAPE 5:30 P.M. Ingest & Triage

Broadcast newsrooms can ingest material from several sources. Traditional video news feeds from a national network—the interview with your U.S. Senator and the local live shot of the mayors' press conference are two great examples. Increasingly, there are also compressed file-based feeds, such as those generated by the Pathfire NewsTracker video-on-demand system.

For capturing incoming feeds, the Grass Valley Group's Digital News Production Solution offers two complementary products. The Profile® XP Media Platform, which offers both manual and automated record interfaces through third-party systems and software, is the best choice for scheduled multi-channel and automated applications. Profile systems provide compatible media to the Grass Valley™ NewsEdit™ nonlinear editor, which can locate clips on a Profile device and access them for incorporation in sequences through the Profile Media Manager. The NewsEdit system can access shared storage through the real-time Grass Valley Media Area Network™ system, today a network-based common storage topology



and in the future via a direct-access shared-storage topology. Common storage provides a robust architecture for failsafe operation. NewsEdit accesses media archives through the Profile Network Archive system.

The second feed-capture solution of the Digital News Production Workgroup is the Grass Valley FeedClip™ system. It's the best choice for triage of breaking news or live events, such as a press conference or a sports feed. The FeedClip system allows producers to monitor a live event as it records to disk and mark clips on the fly — making it easy to capture sound bites from the mayors' press conference or the action around a goal in a sports feed. The system's Retro Mark™ feature lets them define the time automatically captured before a Mark In point, ensuring that the start of the event is not missed even if they react a second or two late. Producers can also trim clips frame accurately or send rough clips to any or all edit bays for editing—without ever having to break recording. Alternatively, they can organize selected clips into a playlist that is instantly available for playback. Trimmed clips can also be played directly to air from the FeedClip system, frame accurately and as a cuts-only sequence, such as a highlights package after a press conference, baseball game, or some other breaking-news event.

So as the triage of material related to the heat wave continues, a producer can use the FeedClip system to review material, call up a clip, and if she wishes, alter the time duration point specifications on the clip by adjusting the "trim" points that she originally marked on the material. Depending on her needs or preferences, she can make those trim points shorter or longer. In the case of a sound bite that she wants to use on air—such as a pointed statement from the U.S. Senator—she can mark that sound bite as a clip, trim that clip up to the exact piece of voiceover material that she's looking for, and transfer that material to the Profile XP Media Platform system and to the Grass Valley Media Area Network shared-storage system. The material is then instantly available for playout via a Profile system. At the same time, it can be made available to a NewsEdit system for incorporation in a more complete package.

One benefit of the Grass Valley Media Area Network infrastructure in conjunction with the Digital News Production System is speed: journalists and editors can access material directly without having to track down videotapes. Instead, material can be made immediately available through the real-time, shared-storage system. Ideally suited for broadcasters who need to share media

## THE GRASS VALLEY™ DIGITAL NEWS PRODUCTION SOLUTION

The Grass Valley Group offers a solution that addresses the entire news production process—from ingest to playout, including integration with your newsroom computer system. One that works as fast as you do. One that can get stories wherever they need to go. One that can increase the production value of your news content. And, one that costs no more than tape-based solutions, while eliminating the maintenance headache.

Offering end-to-end support of DV/DVCPRO- and MPEG-based news production, the Grass Valley™ Digital News Production Solution is built for speed and workflow efficiency. The vanguard of the solution is the Grass Valley Digital News Production Workgroup, which includes the FeedClip interactive feed capture system, News Edit nonlinear editing system, and NewsQ™ manual playback application. These PC-based systems all feature native MPEG and DV/DVCPRO support at up to 50 Mb/s.

The infrastructure of the Grass Valley Group's Digital News Production Solution is based on the Profile XP Media Platform, the industry's popular and flexible server with more broadcast content stored on it than any other and supporting the high-quality standards required for broadcast television and low-resolution required for the Internet, as well as MPEG, DVCPRO, HD and MPEG Transport Streams (MTS) formats; the Grass Valley Media Area Network real-time, shared-storage system; and, the industry's most advanced archive technology, the Profile Network Archive.

Compliant with the Grass Valley Group's open ContentShare™ software platform for information access and exchange, the Digital News Production Solution also offers the most far-reaching newsroom computing integration, including interfaces with systems from AP/ENPS, BitCentral, iNews, as well as with video-on-demand systems such as the NewsTracker system from Pathfire. And its ability to leverage the Grass Valley Group's WebAble Web publishing technology and Aqua Internet encoder means that putting content online is as easy as putting it on air.

assets and access these assets with a variety of tools, the Media Area Network system is a real-time, high-bandwidth, high-availability infrastructure built upon high-speed Fibre Channel technology. As a result, the minute a producer makes the "In" and "Out" marks during ingest and triage, that material will be immediately and universally available to all editors.

### 5:40 P.M. Desktop Browse

The Grass Valley Digital News Production Solution interfaces with third-party low-resolution browsing applications. These products allow journalists to browse low-resolution copies of media from their desktops—to select individual shots, mark those clips with a head and a tail, and, perhaps, even transfer them to a timeline. This cuts-only editing process can be as simple as selecting an individual shot to be used as part of an editing package or as complicated as assembling an entirely edited sequence that will be used on air. Selected clip information can then be sent in the form of an edit decision list (EDL) to a Profile XP Media Platform system for conformation and play to air or to NewsEdit for further editing of the original high-resolution media.

### 5:45 P.M. Editing

Having sequenced selections from the interview of the U.S. Senator, the sound bites from the mayors' press conference, and taped field footage, your editor is ready to do the necessary high-resolution editing to get the piece ready for playback and air.

By eliminating pre-digitizing, in tape to disk editing, the NewsEdit system is virtually twice as fast as other nonlinear editing systems. In fact, it's

the industry's only truly open, PC-based editing system designed from the ground up to replace the record deck in cuts-only editing bays. Unlike most other nonlinear editing systems, the NewsEdit system enables editors to view edits as they are made—just like a machine-to-machine edit bay. An edit does not have to be replayed just to be sure it's right.

Typical Deck to NLE System



SDTI 4X transfer to NLE System



Grass Valley NewsEdit records while editing



**THE GRASS VALLEY NEWSEDIT™ SYSTEM RECORDS WHILE EDITING — ELIMINATING TIME-CONSUMING PRE-DIGITIZATION OF FOOTAGE.**

# From video to data

## USA Cable NOC rebuild

BY TOM MICHALES

SYSTEMS  
DESIGN  
SHOWCASE



Construction on USA Cable's new multi-channel control room was planned in two phases to accommodate on-air operations. Photographs taken by Ken Alexander, Senior Broadcast Engineer, USA Cable.

In early 2000, USA Cable (formerly USA Networks) decided to do a sweeping upgrade of their network operations center (NOC). This was necessitated by a number of factors including growth needs and the desire for better control of their broadcast assets. To meet their growth targets, USA Cable needed to maximize their operational capacities with minimal operational resource changes. A.F. Associates (AFA) was retained by USA Cable to consult, design and build the NOC system. Subcontracts were placed with Omnibus, Grass Valley


Group and ADIC for key subsystems.

The original USA facility was designed and built by A.F. Associates in 1993 and is used for the airing of USA Network (east and west feeds) and SCI FI Channel (east and west feeds). While state-of-the-art at the time, subsequent technological advances have radically altered the capabilities of systems today.

With the equipment still serviceable but aging, the decision was made to replace USA's composite NTSC infrastructure with a modern component serial digital configuration with embedded AES audio. The scope of work

included replacing the Panasonic MARC libraries in operation with a server-based ingest and playout system with a data tape archive library. The new system also is fully automated using the Omnibus automation system.

Before the project was designed, USA Cable announced that they had acquired two new networks, Trio and News World International (NWI), and needed to get them on air from the Jersey City facility within a couple of months. A temporary system was assembled for this purpose and proved invaluable for testing before the primary system was fully designed



USA's control system is currently set up to handle six active networks and one redundant network, with the capability to handle up to 14 networks as the organization grows. The system design is modular to allow for easy expansion.

and implemented.

USA Cable's NOC has four primary operational areas: ingest, multichannel master control, master and transmission control, and a live master control room. Associated with these areas are three technical equipment centers and a data library room. USA had a limited amount of available space, so all new construction had to occur around the existing on-air operation. This required a unique plan for the facility design and construction phasing. The floorplan was carefully designed to allow the multichannel master control room to be built around the legacy MARC systems and control

#### Equipment selection

The design of the control room and equipment centers had to be able to handle the anticipated growth of the organization within its new footprint. The system has been designed to ultimately handle 14 networks (12 active and up to two redundant). Initially, the implementation is for seven networks — six active and one redundant. This growth mandate has driven a modular concept in the equipment centers and multichannel control room. Nearly all equipment needed for a particular channel is housed in a single rack. Additional racks hold the overflow equipment (DVEs and CGs). In the

---

Nearly all equipment needed for a particular channel is housed in a single rack.

---

rooms for USA Network and SCI FI Channel. Equipment centers to support this environment were tucked into the corners of the facility. The construction also was split into two phases. After all the channels are changed over to the new system, the legacy system will be decommissioned and the remainder of the facility (the ingest area and live control) will be rebuilt.

multichannel control room, TBC Consoles worked with AFA and USA to create a curved console that allows operators to handle channels individually or monitor several channels simultaneously. There are a total of nine operator positions: two allocated for "supervisory" use or overnight shifts and seven multichannel positions currently set up to handle either one or

two channels per position.

AFA designed the operating environment to enable operators to successfully monitor their assigned channels without getting overloaded with data. To facilitate this, Avitech Video multi-window display processors are used with 18 Sony PFM-510 series 42"

---

All new construction had to occur around the existing on-air operation.

---

plasma display panels (PDPs) for viewing source signals. Thirty-six Sony BVM-20F1U monitors are used for high-quality display of program out feeds and downlink return feeds (using a Feral quad split processor from Keywest Technology). This combination of displays and processing has resulted in an innovative, flexible system with high image quality.

The console has an array of 29 NEC 18" LCD panels that are used in conjunction with KVM switchers to allow the operators to see the automation playlists, Videotek VTM QC monitors, and various other PCs used for CG, automation control and other applications. Each operating position has three LCD panels and the supervisory position has four. To handle the primary and backup playlists for a dual-channel position, RGB Spectrum quad split processors were used to show four VGA signals in one LCD panel. Shortly after the system goes live, a computerized alarm and signal monitoring system will be installed to aid the operators in keeping an eye on the expansive system.

For the server system, several vendors were evaluated. The Grass Valley Group Profile XPs were selected based on their scalability, bandwidth capabilities and an existing interface to a data archiving solution. The GVG Profile Network Archive (PNA) includes x86-based data movers running Solaris and Avalon (now EMC) archive management software to bridge the Profile servers with the ADIC AML/2 data tape library. The ADIC tape library was selected for





# BEST IN CLASS

12 Bit A/D Conversion And Memory Card Makes Ikegami's Digital HL-45AW The Smart Choice.

Ikegami's HL-45AW is a high quality digital camera that can be configured for both ENG and field/studio production. With exclusive 12 bit A/D conversion and a SmartMedia memory card, the HL-45AW is simply a "Digital De-Lite."

Featuring new generation ASICs that support reductions in camera size, weight and power consumption, the HL-45AW can be outfitted with a triax back, large viewfinder and offers an array of operator control panels allowing users to customize it to their needs.

Unique, high-performance 520,000-pixel IT CCD image sensors guarantee low smear (comparable to an FIT chip), while a resolution of 900 TVL, sensitivity of f11 at 2000 Lux and a S/N of 64dB, ensure outstanding picture quality.

The HL-45AW incorporates an RGB DTL system to substantially enhance color resolution, while the Skin Detail feature provides a softer, more youthful appearance of your on-air talent. Ikegami's HL-45AW: Best in its class!

## IKEGAMI'S HL-45AW FEATURES AT A GLANCE

- 12bit A/D Conversion.
- Operating Status Stored in a Memory Card
- Docks with Popular On-board Recorders
- Connects with New Triax System
- SDI (D1) Output and Q-TV Available with BS-45 (Option)

# Ikegami

Ikegami Electronics (U.S.A.), Inc. 37 Brook Avenue, Maywood, NJ 07607 East Coast: (201) 368-9171  
West Coast: (310) 370-2400 Southeast: (954) 735-2203 Southwest: (972) 869-2363 Midwest: (630) 834-9774  
Website @ <http://www.ikegami.com>

Circle (122) on Free Info Card

its high storage capacity (in this case, using nearly 2800 Ampex DST 150GB cassettes) in a limited footprint, scalability and redundant systems. The storage capacity of the system is approximately 50,000 hours at the current recorded video bit rate of 15Mb/s in

or in-house sources in videotape format. The house standard is D-3/D-5, but media in digital or analog Beta-cam, or 1" formats are acceptable. An operator sits at one of the eight ingest workstations and dubs the media into an ingest Profile. Once marked up

ing on air, project planning was a critical element to minimizing disturbances. This planning extended from determining the construction phasing to estimating in great detail the number of vendors and installation people who were on-site at any given time.

The primary design goals have been achieved. USA Cable now has a state-of-the-art SDI facility with embedded AES audio, has migrated to servers for program playout, and is storing all assets as data files in a central, robotic library. The system is scalable to handle the growth targets set by USA Cable's senior management.

To demonstrate further confidence in the system model, another network has been announced and will be added as the next incremental network to the facility sometime later this year. ■

*Tom Michales is senior project manager for A. F. Associates, Inc.*

---

## One must tiptoe around a live facility to ensure that the new system being built does not impact what is currently on air.

---

MPEG-2, long GOP format.

Since USA Cable was already using GVG Master-21 master control switchers in their legacy system, it was a natural choice to use the M2100 switchers to allow the operators an easy migration to the new working environment. The key requirements include four keying layers, ability to do voice-overs and processing SDI with embedded AES.

In USA's legacy system, automation was rather minimal. The MARC systems had their own computer systems, and another system was used to automate squeezebacks. Most of the other processes were manual, but had been refined over several years of reliable operation. USA's design goal was to automate the NOC system from ingest and playlist loading to air playout.

First the decision whether to buy or make the automation system had to be made. Making an automation system will yield exactly what is desired, but usually at great cost and lengthy schedule. For most broadcasters, buying an automation system is the practical decision, albeit with tradeoffs for client-specific customization. Ultimately, the decision was made to buy.

Several automation systems were evaluated, and Omnibus was selected due to its systems architecture, modularity, and resource and asset management features. The Omnibus system also offers scalability and expandability: As USA's operations grow and its needs increase, additional modules can be easily added.

With the entire system in place, the media flow through the facility is as follows. Program and interstitial material is sent to the NOC from outside

with the necessary metadata, the assets are transferred via Fibre Channel to the data archive system. (Interstitials also are sent to the playout servers.) Based on the playlist, program content is pulled off the data archive and moved via Fibre Channel to the playout servers. All data movement is controlled either automatically or manually via the Omnibus system.

### Communication is key

Once all of the primary vendors were selected, coordinating all the work became a continuous communications task. Weekly conference calls ensured that everyone knew what their responsibilities were, and when deliverables had to be met. This kept the team focused on resolving issues quickly and as professionally as possible.

With so many software applications in use within the system, there are the inevitable disagreements as to whose software may be causing a problem. USA has a punchlist and it is being completed in an ongoing process as the system gets tweaked. One of the most useful tools to combat confusion is to use revision control on the installed software, much as integrators normally do with drawings or other intellectual content. As the system operations stabilize, software updates will have to be carefully coordinated to minimize risk to the system.

When working in a facility that is on-air, there is always some implementation challenges. One must learn to tiptoe around a live facility to ensure that the new system being built does not impact what is currently on air. With respect to USA's legacy system remain-

## Project team

### USA Cable

Dick Ross, senior vice president of operations and production  
Bruce Giuriceo, project manager  
Steve Saville, Mario Patuto, Ben Zilinskas, Jim McGuigan and Lou Musso, project engineers

### A.F. Associates, Inc.

Tom Michales, project manager  
Jim McGrath, consultant  
Nand Ganesh and Bud Pearson, project engineers  
Rich Neil, installation supervision  
Marc Bressack, VP of sales

## Equipment list

GVG Profile XP servers  
GVG M2100 MC switcher  
GVG GVEous DVE  
Pinnacle FXDeko CG  
GVG 7500WB 256x256 router  
Quartz Electronics router control  
GVG 8900 modular series  
Avalon Archive Manager  
GVG PNA archive data movers  
ADIC AML/2 Robot data library  
Ampex DST312 data tape  
Sony plasma displays  
OxTel ImageStore and PlayStore  
Omnibus automation system  
Keywest Feral processor  
Videotek VTM QC monitors



**New!**  
**Under \$80K**

# Beat the DTV Deadline!

Introducing SignalCast™, the easiest way  
to go digital without busting your station's budget

SignalCast is a set of DTV compliance solutions from SignalSys, the nation's fastest growing independent systems integrator. SignalCast saves time and money by offering a simple, economical, single-rack solution designed to help you beat the DTV deadline!

All required components are bundled into a configurable, tightly integrated package. Don't be fooled by the low price - SignalCast delivers superior quality digital conversion, branding, routing, and encoding capability while simultaneously supporting PSIP, EAS and Closed Captioning!

Best of all, SignalCast makes good business sense. You can start by meeting the absolute minimum DTV requirement today, then grow into multicasting or HDTV tomorrow. Lease options available.

SignalCast comes fully integrated and ready to feed your transmitter. You can install SignalCast yourself or have the SignalSys installation team do it for you. SignalSys continues to support you with superior service long after the sale.

So, go digital without going broke. Make the smart choice by contacting SignalSys today!

For more information and a complete SignalCast Configuration Guide, contact us at (408) 998-8053 or email [info@signalsys.com](mailto:info@signalsys.com)



SignalSys, Inc., 749 North 10th Street, San Jose, California 95112 - (408) 998-8053  
visit us on the web at [www.signalsys.com](http://www.signalsys.com) or email [info@signalsys.com](mailto:info@signalsys.com)

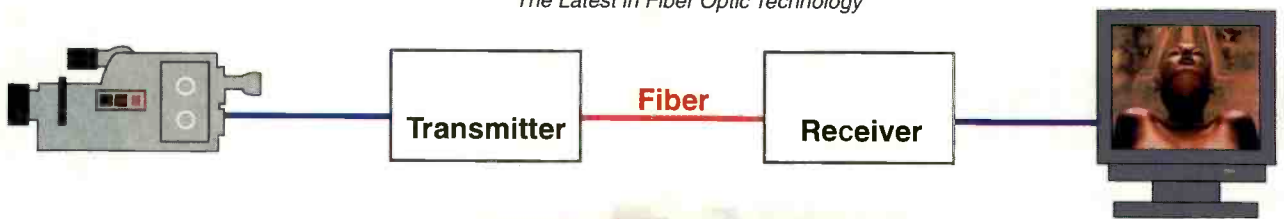


# OPTICOMM

## OPTICAL FIBER NETWORK SYSTEMS

RGB Video, Audio/Voice/Data Comm Links

The Latest in Fiber Optic Technology



Full Duplex T3 & E3  
Fiber Optic Data Link



CCTV Video Mini/Micro/Std  
Composite & Mono/Sync Link



High Resolution RGB-Video HDTV,  
VGA, SVGA RGB/SUN/SGI/HP



Dual/Quad/Eight Channel FM  
Video/Audio/Data MUX Link



Micro Data 8 Channel MUX Data  
Voice, TTL, Contact Systems



DTCR-1, 2, 4, 7 Desk-Top Card  
Rack and 19" Rack Mount Chassis



Duplex Video FM with Multiple (Stereo)  
Audio and/or Data for PTZ Link



Video FM with Simplex (Stereo)  
Audio or Data for PTZ Link





# OPTICOMM

## OPTICAL FIBER NETWORK SYSTEMS

RGB Video, Audio/Voice/Data Comm Links

The Latest in Fiber Optic Technology

# Experience the Future of Fiber Optic Broadcasting

The DVX-5000 uncompressed digital transport system is opening up a new realm in broadcasting using advanced **DIGIBAND™** technology from Opticomm.

**DIGIBAND™ DVX-5000**  
The Next Generation in Fiber Optic Transmission



### DIGIBAND™

HDTV, DVB & SDI Systems

### DVX-5000

Fiber Optic Serial Digital Video  
Uncompressed Digital Transport

- Singlemode (1310, 1550nm) 20dB laser-based 40Km operation over one fiber
- Component Video per SMPTE 259M, 292M, ITU-R 601, CCIR 656
- 143/177/270/360/540/600Mb/s and 1.485 Gb/s Digital SDI/HSDI
- 10 Bit Code Uncompressed BER  $10^{-14}$
- Complies with ANSI/SMPTE T14.22.1 4:2:2 & 4:4:4 data transmission
- Compatible with NTSC, PAL, and SECAM video signals
- Digital Audio AES/EBU Tech 3250E 24 bits
- Not susceptible to EMI or RFI & no ground loops
- Desk-Top Stand Alone or Rack-Mount

19" Rack Mount Chassis  
12 Slots/1 PS & 10 Slots/2 PS Redundant

OPTICOMM designs and manufactures high quality baseband broadcast fiber optic video, audio and data transmission equipment. Our products offer solutions to a wide range of applications demanding high quality transparent fiber optic transmission.

**OPTICOMM Corporation**  
6046 Cornerstone Ct. W. #209  
San Diego, California 92121  
(858) 450-0143  
fax (858) 450-0155  
info@opticomm.com  
www.opticomm.com

Circle (124) on Free Info Card

# SYSTEMS DESIGN SHOWCASE

As indicated by the Communications Act of 1934, broadcasters are required to file for a license and re-file for a renewal every eight years through the Federal Communications Commission (FCC) to broadcast to the public. Applicants must also satisfy the Commission that they are legally, technically and financially qualified, and that operation of the proposed station would be in the public interest.


RS Communications Limited Partnership, an independently owned and operated Warner Brothers (WB) Network affiliate, was interested in expanding to Branson, MO. When the affiliate finalized the internal approvals to move forward with the project, it was faced with completing the facility in less than one year from when the license would expire. Executives at the new WB affiliate, KWBM-TV or WB-31, wanted to partner with a systems integrator that could meet the FCC deadlines and also had experience in building such facilities. President/General Manager James

BY BRAD BARTHOLOMEW


## Warner Brothers' affiliate KWBM -TV on-air



The digital Master Control Room at WE-31 in Branson, MO, includes the M-2100 master control switcher from the Grass Valley Group, program preview monitors and source monitors.



# Randall Paris Dark



Having been involved in over 350 HDTV productions, Randall Paris Dark, the Founder, President and CEO of HD Vision, is blown away by the reliability and performance of Maxell's professional media. "Maxell products deliver a superior quality HD picture while maintaining a high level of durability and reliability." Maxell's media family includes products like HDCAM, Digital Betacam, Betacam SP, Betacam SX, DVCPRO, D-5, D-3 and D-2. Can you depend on your professional media? You can reach Randall Paris Dark by visiting [www.hdvision.com](http://www.hdvision.com) or by emailing Randall at [rpdark@hdvision.com](mailto:rpdark@hdvision.com).



**Take your professional media to the power of Maxell.**



# maxell

## PROFESSIONAL

To learn more about Maxell Professional Media, call 1.800.533.2836 or visit our website at [maxellpromedia.com](http://maxellpromedia.com)

Goodman approached a member of Professional Systems Network Inc.'s (PSNI) nationwide network of audio and visual system integrators, Professional Video Supply (PVS), to discuss the specifics and budget. PVS was asked to visit WB's newest affiliate in Dayton, OH, to reference how that station was constructed. PVS needed to determine how they could modify that design to meet the goals for the

and the editing suites. On schedule and on time, the KWBM-TV broadcast facility was completely digital, fully functional and ready for air—the first station in the country to use all-digital plenum-rated cabling throughout.

#### Technical features

A raised computer floor served as a plenum for rack and master control

were used as needed. Color-coded boots were added for the management of numerous protocols using the same model of wire and termination.

Four Patriot 4.5-meter antennas were installed, controlled by Research Concepts RC-2000 dual-axis controllers and 2KPOL motorized drive feeds. The receivers selected included five Standard Global MT930 VU-RXs, one Unity MPEG IRD and

---

## Design requirements for the Branson facility included easy operation, a clean signal path and automated master control.

---

Branson-based station and create a complete digital facility.

Concurrently, WB-31 decided that because of time constraints, it would not be able to construct a new site to host the broadcast station as initially planned and would convert a former State Farm Insurance office into a complete broadcast facility for the new television station. The systems integrator worked to redesign the equipment racks to accommodate the reduction in room dimensions.

Upon approval of the redesigns, contracts for execution of the new facility were finalized four months later. The builder then was given approval to move forward with the project, allowing a 3-month time frame to complete the project.

Construction of the broadcast facility required complete reconstruction of the HVAC and all electrical power, as well as finding the proper location for the satellite dishes and mounting them. Initial construction started with electrical and computer floor construction and progressed to implementation of the master control

cooling. Cooling from the floor through the racks into the ceiling returns provided superior equipment cooling and eliminated the use of rack fans, which reduced the ambient noise level significantly. The building code for HVAC design required the use of plenum-rated

a TANDBERG Digital Alteia. Nine DPS 475AV multifunction digital/analog audio/video synchronizers were used for conversion of analog satellite and tape formats to digital.

Routing was provided by a Grass Valley Group SMS 7000 SDI and an



This full view of the Master Control Room at WB-31 shows the Grass Valley Group switcher, the satellite receiver and feed deck.

digital audio and video cabling throughout the installation. Gepco VPM2000TS plenum digital video cable with Canare BCP-C32 connectors were used for all 601/SDI and AES/EBU 75Ω connections, and balanced transformers also

AES/EBU router populated with 32 crosspoints. Grass Valley Group's 8931 SDI DAs with equalization provide distribution to routing, while Canare and Bittree patch panels allow every I/O (audio, video, control RS-422)





every year you get  
**ONE CHANCE**  
to experience the evolution  
of home theater  
on a deeply  
personal level

**get your ticket**

**2002 International CES®** JANUARY 8-11, 2002 • LAS VEGAS, NEVADA USA

*Come to the Consumer Electronics Show and you'll see that today's consumers aren't just watching TV, they're experiencing it with remarkable clarity and sound—thanks to innovations like HDTV and virtual surround sound. At the 2002 International CES, you'll find out how to deliver the goods: Super Audio CD players, surround sound in electronic gaming, DVR, home networking components for home theater, and more. Technologies that transform ordinary TV watching into an extraordinary, interactive home theater event. Come and experience it for yourself. Clear your schedule and open your ears on January 8-11, 2002. And prepare for higher sales volumes than ever before.*

**REGISTER NOW! • [WWW.CESWEB.ORG/HOMETHEATER](http://WWW.CESWEB.ORG/HOMETHEATER)**

Circle (126) on Free Info Card

**2002 International  
CES**

Your Source for Workstyle  
and Lifestyle Technology™



CES IS SPONSORED, PRODUCED  
AND MANAGED BY CEA

**Digital Hollywood**

Entertainment • Content • Convergence

source or destination of the system to be reassigned.

Panasonic DVCPRO was chosen as the tape format. Ten Panasonic AJ-D450 DVCPRO25s with 601/SDI and AES/EBU 75Ω options were provided for satellite and dubbing VTRs. S-VHS, 3/4-inch, Betacam and 1-inch formats were converted to DVCPRO using the DPS 475AV for on-air playback. When necessary, analog tape formats may go to air by using GVG 8900 series analog-to-SDI conversion

cards providing maximum flexibility.

All commercial spots are played back via a GVG Profile PDR312D 3-channel audio/video server with 10GB to 18GB hard drives. Crispin spot playback software consisting of RapidPlay X, AsRun, Dubber, Mapper and Turbo Browser provided a cost-effective solution for server control. VCI traffic software interfaced with Crispin to provide a comprehensive log and invoicing of all commercial spots.

The master control switcher is the

GVG2100 with borderline, drop shadow, dual luminance keyer, linear keyer and audio breakout. The use of the GVG SMS 7000 routing, 2100 master control switcher and the Profile server

**Redundant power supplies are incorporated whenever possible, assuring maximum on-air reliability.**

assure communication between all components. All that is required for master control to be fully automated is to upgrade to Crispin's 2000 software. The external NT computers in master control are PVS custom-designed rack-mount PCs with dual power supplies. Redundant power supplies are incorporated whenever possible, assuring maximum on-air reliability.

A Panasonic AT-1906 digital monitor is used for on-air monitoring and reference. Panasonic BT-1390s are used for on-air preview and program. Sony PVM-8042s are used for monitoring individual sources. AJA D5CE serial digital-to-component encoders provide the digital-to-analog conversion for picture monitoring.

A combination of Tektronix and Videotek scopes are used for measurement and calibration. The Tektronix AV601 is used for program out measurement and calibration, while the Videotek VTM-300 series are used for satellite transmissions and VTR playback. Wohler AMP-1DA AES speaker monitors and Videotek AP-200 stereo audio program monitors are used for monitoring audio signals.

Two Discreet nonlinear editing systems with both digital and analog I/O are used for productions and promotions. Each suite contains a Panasonic AJ-D950 DVCPRO50 VTR, Sony UVW-1800 Betacam, Mackie 1402 audio mixing boards, Tascam CD-150 CD players, Pioneer DVR-S201 DVD

Best Value  
\$1.40@100 Pcs.  
\$1.22@1000 Pcs.

## HDTV I.Q. Test

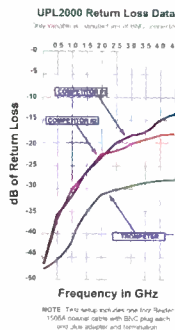


### Find the true 75 ohm digital connector

Don't be fooled into believing that yesterday's BNC's are up to the demands of digital broadcasting. You need the true 75 ohm connection that you get with the new sleek, black UPL2000 from Trompeter. It is the only BNC designed for high bit-rate digital video signal transmission and offers significant performance advantages over standard BNC's (@1.485 Gbps >8db return loss improvement). Built rugged to deliver reliable performance over time, the UPL2000 is priced right and available today.

Don't compromise your signal with yesterday's connectors. Do digital right with the sleek, black UPL2000.

Straight, 45° and 90° models. Various dia. cable sizes to support broadcast, post-production and CATV headends.



**GET QUOTES FAST... VISIT OUR WEBSITE TODAY!**  
[www.trompeter.com](http://www.trompeter.com) or call: 800 982-2629

Circle (127) on Free Info Card

The logo for the Midas Broadcast 2000 console. It features a circular emblem on the left containing a stylized crosshair. To the right, the word "MIDAS" is written in a large, gold, 3D block font. Below it, "B2000" is written in the same gold, 3D font. At the bottom, the word "BROADCAST" is written in a smaller, black, 3D font with gold outlines.

# MIDAS B2000 BROADCAST

TELEVISION AUDIO PRODUCTION CONSOLE



“From The Manufacturer Of The Finest Live Performance Consoles  
For Theatre And Sound Reinforcement,  
Comes The Midas Broadcast 2000”

“One Less Thing To Worry About When On Air”

Circle (128) on Free Info Card

Klark Teknik Group

Klark Teknik Building, Walter Nash Road, Kidderminster, Worcestershire, DY11 7HJ. England.

Tel: +44 (0) (1562) 741515 Fax: +44 (0) (1562) 745371

WBS

Ward-Beck terminal gear.  
First choice for quality connections.

IMP Series



AES impedance converters  
Manage your connections

Select Series



Monitors/Meters/Switchers  
Monitor your connections

WARD-BECK

## Get Connected

### Ward-Beck

Toronto Ontario Canada  
800 771 2556  
Portland Oregon U.S.A.  
866 771 2556

[www.ward-beck.com](http://www.ward-beck.com)



recorder and an Ikegami DTM-2000 20-inch program monitor. The DVR-S201 permits production and promotion spots to be recorded on DVD. In-field productions use two Panasonic AJ-D610BIZ switchable DVCPRO25 camcorders, Vinten VIN-11LT, Shure

**The studio has three separate sets — a chroma key, a desk interview and a large performing.**

UI body pack transmitter with Sennheiser MKE2 microphones and UP24 receiver, Lowel T1 Trans-Kit, and Sony PVM-8042 monitors.

The studio has three separate sets — a chroma key, a desk interview and a large performing. Three Panasonic AW-F575 studio camera packages with Canon 18:1 lenses, a GVG 110

switcher, Chyron Maxine Bundle character generator, Yamaha GA32/12 audio mixing board and Vinten studio pedestals provide the studio basics. A Panasonic AJ-D90 DVCPRO25/50 dockable VTR allows one of the AW-575s to be converted to ENG/EFP configuration. A complete RTS intercom system provides operator communications. The studio teleprompting system consists of three QTV 15-inch prompters and QTV WinCue Pro software. Sennheiser and Audix microphones and a custom-designed light grid complete the studio package.

### The end result

Overall, installation was completed in approximately six weeks and included installation of computer flooring, reworking HVAC and incorporating all new electrical service.

The PVS system integration project was completed two weeks ahead of schedule, and the new KWBM TV-31 was ready for air as planned. ■

*Brad Bartholomew is president of Professional Video Supply (PVS), a Professional Systems Network Inc. (PSNI) affiliate. For more information, visit PSNI's Web site at [www.psnl.org](http://www.psnl.org).*

## Design team

Brad Eartholomew, project manager/system co-designer  
Lee Mowry, chief engineer/system co-designer  
David Starcke, lead installer  
Jeffrey Washington, engineer/system programmer  
Todd Nelson, David Goodman and Wilbur Brakhage, installers

GVG M2100 master control switcher  
GVG SMS7000 64x64 serial digital router  
Leitch DTD-5225 digital time display  
Leitch GPS-5300-1 GPS receiver  
Leitch MGI-3701-36 logo and indent generator  
Panasonic 610BIZ-PACC DVCPRO camcorder


## Equipment list

360 Systems D2730 DigiCart II  
Yamaha 8-input mic mixer  
Chyron Maxine CGs  
Chyron PC Scribe Bundle with PC Codi  
Crispin automation  
Discreet Logic nonlinear editing systems  
GVG Group 5100 video DA/5200 601 DA  
Ensemble TCD400 TBC controller

Panasonic AJ-D450 DVCPRO studio VTR  
Panasonic AJ-D950A 50Mb studio VTR  
Tektronix 1710J waveform vectorscope  
Tektronix 1720 vectorscope  
Videotek AP-200 stereo audio program monitor  
Videotek DL800 digital legalizer  
Videotek VTM-300 digital/analog waveform vectorscope  
Videssence lighting system  
Vinten studio pedestal  
Wohler rack monitors

Circle (164) on Free Info Card

It Will Give You The Best HD Picture,



No Matter What Format You Choose.

**UP - CONVERSION WITH ADVANCED NOISE REDUCTION.**

If you're ready to broadcast the highest quality HD content, then make the move to Star-up, the integrated up-converter with advanced noise reduction. Star-up's patented PixelMotion de-interlacing as well as color-space conversion and variable aspect ratio control make sure you have the maximum resolution of the input signal preserved throughout the conversion process no matter what format you convert to. And, since it's based on the Teranex platform, you can easily install new formats and functions as your needs change with a simple software upgrade. To learn more about how Star-up is re-defining up-conversions, call Teranex at 407.858.6000. Or visit [www.teranex.com](http://www.teranex.com).



| STAR-UP |

Circle (130) on Free Info Card



## Transmission & Distribution

### Taming the RF system

BY DON MARKLEY

As is well-known and often discussed in laborious detail, most stations are either installing new RF systems to accommodate DTV or are still cleaning up the new DTV system. Part of that work obviously includes new RF plumbing inside the building as well as, in most cases, one or more new transmission lines and antennas.

The good news is that the combiner or diplexer assemblies to be installed usually don't require further tuning. Those units are tuned at the factory and are normally installed in exactly the same configuration. If not dented or otherwise damaged, they will not usually require field adjustment. If they are subsequently determined to not function properly, their tuning is a job for the factory representatives. They can be field adjusted with a network analyzer but they are a bit like a directional AM array in that if you start making adjustments without knowing what you are doing, they can be taken from needing a minor adjustment to a total mess.

The rest of the equipment inside the building, consisting primarily of the transmission lines between the transmitters and passive components, can be tuned for proper impedance match. If the passive hardware is new, the input and output impedance values are usually right on. In that case, the short runs of

can be taken. First, just forget about it. Most transmitters will tolerate a minor impedance mismatch without causing trouble. For this purpose, a minor impedance mismatch might be considered something on the order of a VSWR of 1.1 to 1.15:1. The short runs involved won't cause reflections that

### The tuning of combiner or diplexer assemblies is a job for the factory representatives.

transmission line or waveguide will not cause problems. It is more difficult to incorporate older existing equipment that has either drifted a bit over the years or was never tuned well in the first place.

In the worst of systems, there may be a need to add an additional fine matcher or two into the system. Those can then be adjusted with a network analyzer to bring the system impedances back to normal. If only small problems are observed, two different approaches

would appear as ghosts in the picture.

The other response is to tune the interconnecting lines to eliminate the mismatch problems. This is normally done by adding slugs to the waveguide or rings on the center conductor of coaxial lines. The slugs and rings are sized and placed through a process of trial and error—mostly error. A network analyzer is almost a necessity for this work. It is attached to the system using a tuned adapter and the system response is measured. A tuning element is then inserted in the system and a second measurement taken. The process is repeated until the right size of tuning element has been correctly placed and the element is fixed in place. It doesn't take as long as it sounds and does result in a total system with flat response. It is often surprising to see the improvement in the transmitter tuning when the little irregularities in the system are corrected. One major note of warning is important at this point. The adapters for connecting the network analyzer must be known to be good, usually not simply an off-the-shelf component. Otherwise, the tuning simply matches the line to the impedance of the adapters. That can actually cause more of a mismatch than if you simply left the lines alone.

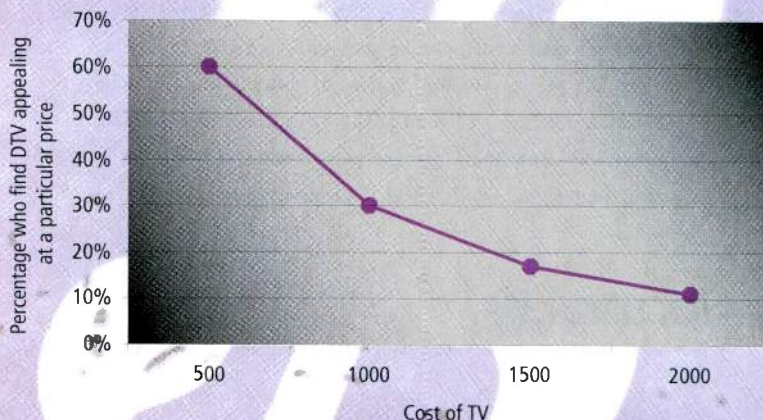
The above references to a network

#### FRAME GRAB

A look at consumer side of DTV

#### DTV appeal depends on set cost

Lower prices make DTV more compelling



SOURCE: Consumer Electronics Association

www.ce.org

# End-to-End workflow solutions



IMAGE A



IMAGE A



## Improve your workflow with a SAN solution from Ciprico.

Time is money in the fast-paced worlds of **entertainment** and **broadcasting**. You can't afford to waste either one with inefficient, unnecessary file transfers.

Now you can maximize production time. Speed your operation's workflow. And maximize your revenue potential with a totally **integrated Storage Area Network (SAN) solution** from Ciprico, the leader in direct-attached and networked storage solutions for the visual imaging market.

Ciprico's **superior** line of SAN solutions are fast, reliable, easy to install, and ideal for **work groups** where time saved means revenue gained.

Visit our web site at [www.ciprico.com](http://www.ciprico.com) to see how we help visual imaging companies maximize their capabilities by **streamlining project workflow**. Or call 1.800.727.4669



**CIPRICO**  
Protecting your image

Ciprico Inc. Corporate Headquarters:  
2800 Campus Drive, Plymouth, Minnesota 55441 • 763.551.4000 • Fax: 763.551.4002

Ciprico International, Ltd.:  
United Kingdom: (44) 1635-873666 • Tokyo: (81) 3-5214-5464

analyzer are meaningful. The instrument offers abilities that simply weren't available 20 years ago. The ability to measure the input VSWR to the system is only a start. With a modern vector analyzer, it is possible to look at only the antenna or only the transmission line system without moving the test equipment from the input. This facilitates the final tuning of the input match between the transmission line and the antenna as well as any necessary tuning of the transmission line components. This is particularly important for waveguide installations where tuning sections are involved. Using the time domain functions of the analyzer, it is possible to observe the reaction to the tuning in the area where the tuning is done, not simply at the input to the waveguide. That eliminates the need to repeatedly break the waveguide and insert a dummy load, greatly shortening the time needed to optimize the waveguide system.

With a good network analyzer, an experienced engineer not only can determine a problem at a bad flange, but can define the problem down to a particular insulator in a section of line.

The only bad point is that a novice with the network analyzer will be quite limited in doing such an analysis.

Accurate power measurement has always been a problem. With traditional calorimeters, temperature and flow monitoring must be accurate and the proper correction factors known for the coolant in use. That problem has been greatly eased by the use of the current series of power meters using various sensors and probes. The main problem with such units is the initial calibration to accurately determine the degree of coupling between the probes and the transmission lines. This usually requires a network analyzer or similar device.

One new item that works well for both DTV and NTSC and does not require field calibration is the new series of power metering equipment from Bird Electronics. That equipment measures the power levels for complex waveforms accurately using a thru line approach. The equipment is calibrated at the factory and is installed in a line section in the same way as the sampling sections used for years. The difference is that the older systems do not measure



Dielectric's new VSWR Vision.

downloaded by the manufacturer and analyzed by their software. First, the equipment will place the necessary phone calls to alert both the station staff and Dielectric that a VSWR problem has occurred in the antenna system. Perhaps more importantly, the ongoing analysis contains trend-spotting capabilities that will alert the station of a worsening condition that may cause future trouble.

As an example, a station monitoring by Dielectric was alerted by a small, gradual increase in VSWR to the onset of the problem that would inevitably have led to a burnout. The monitoring system allowed the problem to be corrected without any loss of airtime for the station other than for the maintenance.

Modern equipment is so stable and dependable that stations are now accustomed to allowing the transmitter to sit quietly in the country and run without constant supervision. However, failures are going to occur in the best of systems. Equipment such as the systems mentioned above will monitor the power and the antenna system performance continuously and provide the station's technical staff with information that will help to avoid catastrophic failures. We all know what catastrophic failures are. They are the ones that cause the building lights to dim and the transmitter room to become suddenly so quiet that the screams from the front office as the ratings suddenly drop are very easy to hear. It is highly advisable to do everything possible to maximize the dependability of the transmitting plant. Finding the money to install a modern monitoring system will be much easier for management to accept than being off the air for a couple of days while repairs are made to the antenna system.

Also, Dielectric now offers the VSWR Vision for monitoring the antenna and transmission line system. The equipment samples forward and reverse power and maintains a file of the system performance. Periodically, the information is

## OUTDOOR ENCLOSURES

- ★ NEMA 4 RATED (4X available)
- ★ MADE OUT OF ALUMINUM Powder Coating Available

**20D-78DD**  
(78"H x 48"W x 48"D)



- ★ Powdered textured finish available
- ★ Adjustable rails (front to rear)
- 4 sets of rails—19" EIA (23" available)
- ★ Four doors
- ★ Available in: two heights... 50" and 78"

**OD-30DX**  
(30"H x 25"W x 25"D)



- ★ Available in: four heights... 30", 50", 62" & 78" and three depths... 25", 34" and 42"
- ★ ALUMISHIELD—Top cover protects cabinet from the sun's heat and falling ice
- ★ Rails—Fully adjustable and alodine coated
- ★ Doors—Front and rear door secured with stainless steel padlocking handles
- ★ Vents—Front and rear, top and bottom with filtered panels (included) 19" EIA (23" available)

**D.D.B.**  
UNLIMITED INC.  
**800-753-8459**  
www.ddbunlimited.com

Fans, A/C Units &  
Heaters Available

Circle (132) on Free Info Card



# THE AZDEN 1000 SERIES... A QUANTUM LEAP!

The sleek all new Azden 1000 Series, featuring the 1000URX receiver, 1000BT bodypack transmitter, and 1000XT plug-in transmitter, delivers performance and features usually associated with systems costing thousands more.



- 121 UHF channels (723-735MHz) user-selectable, with LCD readout.
- True diversity system with 2 complete front-ends and high-gain antennas.
- Proprietary DLC (Diversity Logic Control) circuitry for reduced dropouts.
- State-of-the-art dielectric filters throughout, for improved image rejection and superior diversity isolation



- High 5th order filters for improved S/N ratio.
- Multi-function LCD shows channel number and frequency, battery info, AF level, and diversity operation.
- Ultra small, lightweight, and externally powered.
- Mic/Line-out switchable, Earphone-out w/level control.
- Bodypack transmitter (1000BT) with reduced current-drain for improved battery life, is available with Azden EX-503H, Sony ECM-44H or ECM-55H.
- Plug-in transmitter (1000XT) works with dynamic or phantom power mics.

**Note: Order cables specifically for your camera and battery configuration.**

**System prices start at \$1350 MSRP**

The 1000URX receiver is also available with the Anton Bauer "Gold Mount", as the 1000URX-AB



147 New Hyde Park Rd., Franklin Sq. NY 11010  
(516) 328-7500 • FAX: (516) 328-7506

E-Mail - AZDENUS@AOL.COM • web site: [www.azdencorp.com](http://www.azdencorp.com)



# Venturing into HD post production

BY CHRIS FISCHER

**W**ith digital TV transmission nearly a fact of life, many stations and facilities have to decide whether or not to tackle HD television production and post. The major professional VTR manufacturers are adding products that offer the ability to play SD and HD formats in the same deck. If your budget has room for a modern high-end digital camcorder or VTR, then an HDTV purchase is in your range. Century III, a post production company at Universal Studios in Florida, is an example of a facility that has integrated HDTV into its workflow.

We were in the market for a Digital Betacam field package, and for almost equal cost, Sony's 1080i HDCam 700A model camera made more sense. At first, we downconverted to SD straight from the camera's transport but soon added an HDW-500 1080i studio VTR. Though the VTR was an additional expense caused solely by HD, it has allowed us to keep the camera packages

If you are shooting HD, but plan to post in SD for NTSC or PAL distribution, there are several things you should consider. First is aspect ratio. Since HD natively shoots in 16x9, you will compose with both 16x9 and 4x3 framing in mind. In post, you will have to decide which framing you will use. The 16x9 HD footage can be converted to

different looks. This can be stunning in the right hands, but terrible in the wrong hands. Shooting for a "safer" look will often render an image that is somewhat flat, necessitating more color correction in post.

After a couple of years of shooting HD footage, Century III has now moved into HD post. Our SD editing

## If your budget has room for a modern high-end digital camcorder or VTR, then an HDTV purchase is in your range.

16x9 SD (an anamorphic image in a 4x3 frame), a letterboxed or a cropped 4x3 image. Keeping the 16x9 squeezed image lets you retain all the image information, but then you have to decide how your final master will be used. This may mean creating several separate masters — letterbox, "pan-and-scan" 4x3 and the anamorphic version. Graphics will have to be composed and edited for each of these versions.

HD cameras are far sharper and have more natural resolution than their SD counterparts.

This resolution looks very pleasing and filmic in HD but may seem soft in the SD conversion. If your end result is to be NTSC, you may wish to run with more enhancement than you'd like for HD. Consider a separate outboard downconverter with image enhancement adjustments. The cameras can be "painted" to create many

has almost completely changed over to Avid-based suites, complemented by one Digital Betacam linear suite. HD will follow the same path, because it keeps the investment and maintenance costs in VTRs down, while adding far greater versatility. This is truly the first year in which you can build a nonlinear-based HD edit suite for about the same cost as a high-end SD nonlinear suite or a low-end component digital linear suite.

If you are designing an HD suite, here are some things to consider. Which signals do you have to deal with? The dominant HD formats are either 1080i or 720p with frame rates of 24, 25, 30, 50 and/or 60. A broadcaster won't have to deal with all of these, but a post facility might. Remember, in HD you can go 23.96 or 24 and 29.97 or 30, so be careful. A domestic broadcaster will probably be mainly concerned with either 720p/60 or 1080i/30, so don't overpurchase. Fortunately it's all mainly done in software. Do you want your system to function for SD work as well? If so, it will stay busy and you will get the best return. Do you want to work in the compressed native format of your HD system? All modern HD VTRs use compression



Century III's newly remodeled Avid Symphony suite. The HD suite currently under construction will employ this same design.

working more frequently. We can source directly from the HD camera tapes into any of our linear and nonlinear edit suites without the extra burden of downconversion. So current workflow is the same as shooting any SD format, with the added benefit of a superior camera image and format protection for the future.

# Catch me if you can!

## Cheetah



Powerful, Sleek, and Extremely fast exemplifies the traits of a Cheetah. That's why PESA's new high definition router carries the same name. Designed for today's demand on future proofing return on investments, the Cheetah out performs all others.

Engineered for HDTV operations, Cheetah's multi-format digital routing switcher handles any signal from 3Mb/s up to 1.5Gb/s. Sizes range from 64X64 up to an impressive 512X512 in 40RU-without CA's. Both copper and fiber options are available plus an exclusive add-on DAC card for monitor grade video outputs. The Cheetah is controlled from PESA's proven 3500 line of controllers or via an optional Ethernet matrix controller for networking capabilities.

So get ready to run, cause Cheetah is on the loose.

Circle (134) on Free Info Card



Join us at IBC 2001  
September 14 - 18  
Booth 2.200



**PESA**  
Switching  
Systems

35 Pinelawn Road • Suite 99E • Melville, NY 11747 • [salesinfo@pesa.com](mailto:salesinfo@pesa.com)

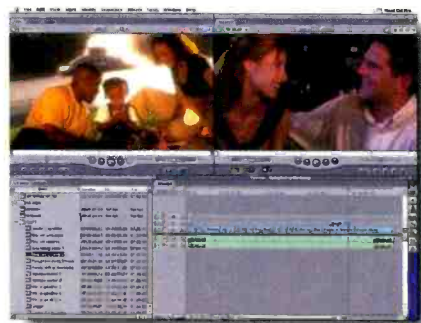
Tel: 631-845-5020 • 800-323-1C08 • Fax 631-845-5023 • [www.pesa.com](http://www.pesa.com)

but output their signal to a switcher or NLE as full bandwidth HD. If your NLE can utilize the native codec of your in-house recording format, you will be able to squeeze more HD media onto your drives. Typically uncompressed HD video consumes hard drive space at about 8GB per minute.

All of these considerations have implications for which peripherals you purchase. Take sync as an example. Most NLEs working with 29.97 material (1080i) will function locked to NTSC black burst or sync for reference. Many require a new tri-level sync generator to work with 24p material. What about your scopes and video monitors? Many NLEs will give you a converted SD monitor signal, but that doesn't truly represent what the material looks like in HD. Professional HD video monitors are fairly expensive. A good substitute is the use of a high quality SVGA monitor for your HD image. Miranda and AJA Video, among others, make HD-to-SVGA signal converters for this application. These CRTs, and flat panel screens, are available in wide-screen

(16x9) versions. True HD waveforms and vectorscopes also are a good idea, but you might wish to consider some of the on-screen displays, like those from Videotek, which convert the HD signals along with audio displays into a VGA signal. Add a standard computer CRT and you're done.

A big advantage with nonlinear HD suites is that they are generally SGI, PC or Mac-based, meaning that they will network nicely with existing graphics workstations. Rendering is a real factor in finishing HD projects (almost no effects can be completed with real-time processing), so spreading the load becomes very beneficial. If your graphics/effects department already uses After Effects, Commotion, Combustion, Maya, Softimage or others, they are already equipped to produce graphics, animation and/or effects for HD. You can send them materials from your system over the network (usually as a sequential frames or a QuickTime movie), let them add their work and then import the rendered files back into the NLE, all over the existing network. 100-T is fine, but fat-



Screen capture from CineWave HD nonlinear system interface in testing at Century III.

ter is better!

The last consideration is workflow. HD post is largely the same as SD post, except that because many effects work requires rendering, you will wish to go back to offline/online editing procedures. This will let you work quickly at low cost to rough in the show and then spend time in the HD suite tweaking the effects. Unfortunately, if you are using most of the popular standard definition NLEs for offline editing, your effects information won't come across too well. It works better within the same "family" of products. To improve this, most HD manufacturers are offering draft or offline modes on their HD systems. You also could cut on a lower-cost version of the same system during the offline editing phase in order to guarantee direct interchange. For instance you can rough-cut a show on a low-cost version of Apple's Final Cut Pro and then post the online using a Cinewave HD system, which is driven by the same Final Cut Pro software. Effect metadata is then virtually identical.

Like everyone else, Century III has been struggling with all these issues. We have posted a few HD projects with Pinnacle's Cinewave HD system to put it through its paces. This is giving us an idea of how best to finalize purchases for our HD nonlinear suite. Meanwhile we also are looking long and hard at some of the others so we'll be ready in the next month or so to make our final commitment to the system that is right for our clients. HD demand isn't terribly high right now, but like so many things, the floodgates will soon open and we had all better be ready. ■

Chris Fischer is a visual effects editor at Century III in Orlando, FL.

**FORECAST**  
consoles

**MODULAR COMPONENT CONSOLES**

Utilizing pre-engineered components to provide "the custom look without the custom price"

SETTING NEW STANDARDS OF EXCELLENCE, ENGINEERING & DESIGN

CALL 1 • 800 • 735 • 2070

Or Contact Your Local Forecast Distributor

[www.forecast-consoles.com](http://www.forecast-consoles.com)

Circle (153) on Free Info Card

# AN OFFER SO GOOD IT'S LIKE MONEY IN THE BANK!

**Buy an SD Primatte® Explorer™ Now and Have the Option to Trade it in or Upgrade to an HD Primatte Explorer Within the Life of the Warranty!**

**It's Your Choice: You can keep your SD model and earn a discount or trade it in and apply its full purchase price towards an HD Upgrade.**



## PRIMATTE® EXPLORER™

REAL-TIME HIGH-DEFINITION CHROMA MATTE

**There's no need to break your piggy bank trying to make the move to HD!**

Whether you're using HD now, are planning to upgrade, or need to continue using SD until you make the inevitable transition, Primatte® Explorer™ can offer a solution to suit your company.



The Primatte Explorer process is a revolutionary concept in video signal compositing, providing quality chroma mattes not possible using conventional 'chroma key' techniques.

Primatte Explorer can even take the most difficult elements in a foreground shot—smoke, fog, water droplets, hair wisps, transparent and translucent materials—and easily composite them into the background footage.

### HD Now or Later!

It's a great deal! With an offer like this, there's no easier way to make your piggy bank or your CFO happy.



Dealer inquiries welcome  
Qualified product financing available  
Primatte® is a registered trademark of IMAGICA Corp.  
Explorer™ is a trademark of Intelligent Paradigm, Inc.

#### Marketing and Sales:


Phone: 847-413-1808 Fax: 847-413-1328  
E-Mail: sales@intelligentparadigm.com



Straightforward controls allow even first time users to execute high-quality chroma mattes in minutes — in your production environment, edit bay, virtual studio, mobile unit...and budget.

  
**INTELLIGENT PARADIGM**  
[www.intelligentparadigm.com](http://www.intelligentparadigm.com)

Circle 136 on Free Info Card



## Planning for cooling

BY DWIGHT CRUMB

**H**eating ventilation and air conditioning (HVAC) in video control spaces is an issue for just about any broadcast facility in operation. The main struggle has to do with the contrast between what temperature is

There are several areas in each control room that need to be adjusted for proper airflow. The main problem often stems from the common approach of pulling air from the front area of the equipment and pushing it

and grime drastically improves its life span and reliability. Power costs also are reduced, as the cold air is mainly confined to where it is needed. This also means that control room staff will find space heaters unnecessary, resulting in even higher cost savings.

### The main struggle in cooling is balancing between what is necessary for equipment and what is comfortable for the staff.

necessary for equipment and what is comfortable for staff. To ensure the needs of both are met, it is often necessary to redirect the flow of air within the control room.

The control room needs to be kept at approximately 66 to 68 degrees in order to keep the broadcast equipment in top working condition and prolong its life. Unfortunately, this temperature is often considered too cold by the control room staff. Naturally, the trick is to find the right balance.

through the equipment. There are two problems with this. First, the air in front of the racks generally needs to be colder than most people can withstand. Second, this process often pulls dirt and other impurities from the air into the equipment.

The remedy for this scenario is to pull the air from behind the racks. This airflow keeps the equipment clean and cool, and allows the staff to remain comfortable. Keeping the equipment cool and free from a large influx of dust

The process of moving the cold air to the back of the racks does have its complications. However, it is beneficial to all involved and can be accomplished easily with careful planning.

One way to move the cold air to behind the racks is to direct the air through the access floor below if possible. However, once the floor is converted into an air plenum — an area air is channeled through — the cost of cabling nearly triples due to fire codes that require a plenum-rated cable in the air plenum. The air can be directed into the top of the racks, but in either case the racks must have doors. (See Figure 1.)

### Pulling air from behind the racks keeps the equipment clean and cool and allows the staff to remain comfortable.

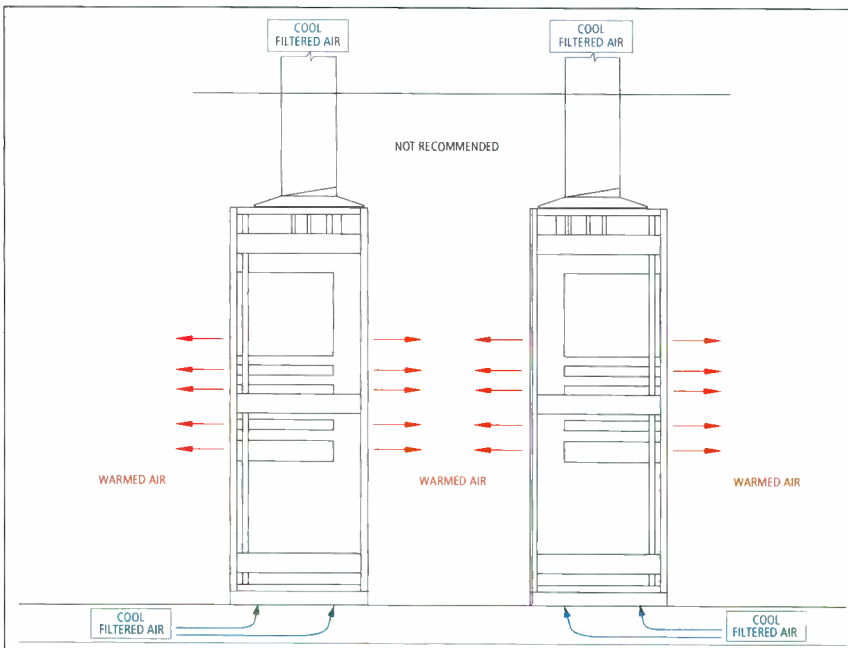



Figure 1. Cold air can be channeled into the back of the racks through the floor or directed into the top of the racks. In either case, the racks must be nearly enclosed.

Some building inspectors may require plenum cable because the racks could be considered an air plenum.

The solution is to set up the racks either back-to-back or up against the wall. A soffit can be constructed from the top of the racks upward to just below the ceiling. Avoid touching the ceiling, as once again you could be required to purchase and install plenum cable. The ceiling above and behind the racks should be as high as possible so that it serves as a buffer in case the HVAC system shuts

# Think of it as alphabet soup for the digital soul.



This is a must-attend seminar for all decision-makers involved in television & production.  
November 28-30, Hyatt Regency Grand Hall, Atlanta, Georgia

The Digital Television conference provides the expertise and training you need to make your facility successful in today's increasingly competitive world. It provides intensive and specialized instruction in the latest in DTV technology, operations and practices. Don't let your career—or facility—miss this opportunity.

**DIGITAL**   
**TELEVISION2001**  
CONFERENCE & EXHIBITION

Brought to you by:  
**Broadcast Engineering**  
**World Broadcasting Engineering**  
**millimeter**  
**Video Systems**

**RETURN THIS COUPON FOR COMPLETE INFORMATION**

Yes, I'm interested in attending DTV2001  I'm interested in Sponsoring/Exhibiting at DTV2001

Name \_\_\_\_\_ Title \_\_\_\_\_

Company \_\_\_\_\_

Address \_\_\_\_\_

City \_\_\_\_\_ State \_\_\_\_\_ Country \_\_\_\_\_ Zip \_\_\_\_\_

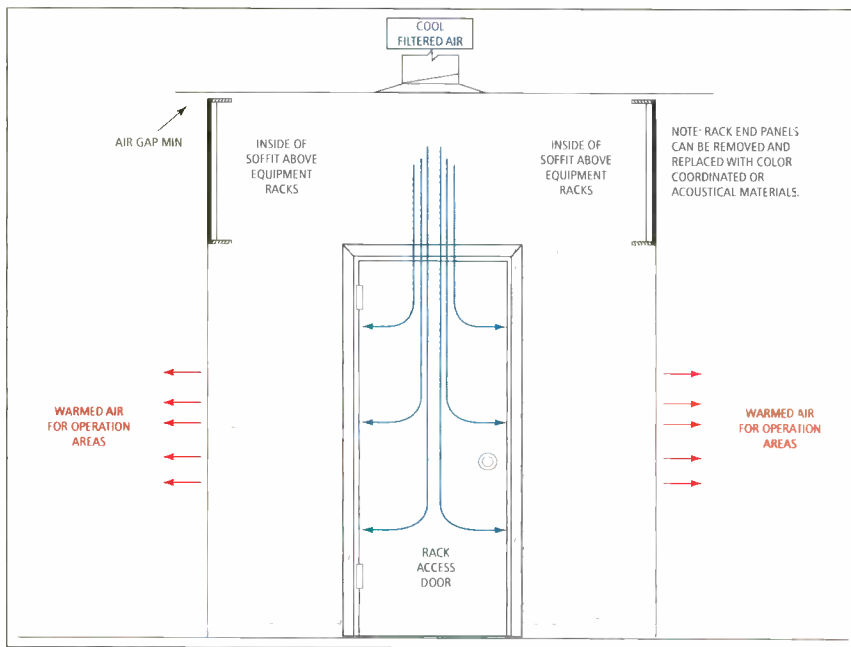
\*Phone \_\_\_\_\_ Fax \_\_\_\_\_

\*\*E-mail \_\_\_\_\_

\*In international guests, please include city and country codes

\*\*Provide if you wish to receive news and updates via e-mail

Fax: 913-967-7251 Attn: Christina Toole  
Mail: DTV2001 Seminar ■ 9800 Metcalf Ave  
■ Overland Park, KS 66212 ■ USA  
Phone: 913-967-7556 Christina Toole  
Toll free: 800-453-9621 Web Site: [www.dtvconference.com](http://www.dtvconference.com)



**Figure 2.** An example of redirection of airflow in a control room. In this case, the air supply sits behind the racks and air is pulled through the equipment from back to front. Warm air is then returned to the HVAC through staff operation areas, providing a comfortable temperature for staff as the equipment is being cooled.

down at any point.

Once the soffit is built the air supply should be positioned behind the racks. All racks should have blank panels installed so cold air is forced through the equipment. This section of the air

supply should be devoid of heating capabilities and run constantly. The air should be returned through the staff area of the control room.

This flow redirection keeps cold, clean air on the equipment. As the

equipment warms the air, the air returns through the staff area. The HVAC then filters and cools the air. Figure 2 illustrates this redirection of airflow.

Numerous manufacturers build their equipment so that it pulls air from in front of the units, which creates a challenge if you are trying to pull air from behind the racks. A good deal of equipment does not have enough room on its back to include fans. If possible (and after checking with the manufacturer), the airflow through the equipment should be reversed. If this is not possible, installing a vented panel between the hardware that pulls the cold air from front to back can mitigate this issue.

DST has used this approach in many installations with excellent results, in facilities that have been in service for many years in dirty environments. These results prove that the back-to-front airflow keeps the equipment cold and clean while the people stay comfortable, resulting in happier employees and longer equipment life. ■

*Dwight Crumb is vice president of engineering for Digital System Technology.*

conference on  
emerging technologies  
january 8-10  
san jose, calif

## step back look ahead see the future now

join more than 1,000 other engineers and technical experts in search of broadband's uncharted territories at SCTE's 2002 conference on emerging technologies, jan 8-10 in san jose, calif

at **et 02** you'll explore visionary developments and groundbreaking applications, and discover what lies ahead for the industry in the next three-to-five years

want to come along ?

register online at [www.scte.org](http://www.scte.org) or call 800-542-5040 for more information





New

# Easy to Integrate. Easy to Operate.



## PresentationPRO Audio and Video Seamless Switcher

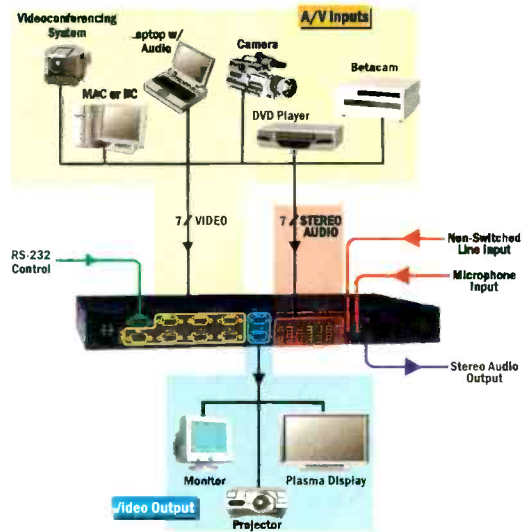
Today's A/V systems integrators demand high performance products that are packed with features allowing for easy integration and operation. Folsom Research designed the perfect solution... PresentationPRO, the new seven input audio and video seamless switcher.

PresentationPRO is the most advanced seamless switcher in its class. It's the ideal answer when multiple audio and video sources must be seamlessly switched for corporate boardrooms, live events, church services, education and training installations. When you're designing your next installation, look no further than the PresentationPRO.

### PresentationPRO features include:

- Seven universal input channels accept composite (NTSC/PAL), S-video, component, and computer video sources (640x480 VGA to 1600x1200 UXGA). Videos with progressive 480p and 720p HDTV timing are supported
- User-programmable output formats: VGA (640x480), SVGA (800x600), XGA (1024x768), SXGA (1280x1024)
- Seamless transitions: cut, fade, dissolve, and wipe effects with programmable duration
- Logo image capture and recall feature
- True autosync operation; the unit automatically locks to the selected source
- Two independently-buffered video outputs
- Seven stereo audio inputs (one for each input channel) accept Consumer or Professional audio levels
- Two non-switched audio inputs (MIC and LINE) can be mixed with the audio from the selected input channel
- One professional quality stereo audio output

### PresentationPRO Connectivity Diagram



Circle (138) on Free Info Card


For more information call 1.888.414.7226  
or visit [www.folsom.com](http://www.folsom.com)

Folsom Research, Europe  
Het eenspan 16, 8332 JG Steenwijk The Netherlands  
+31 521 522737 Fax: +31 521 522775

# Folsom RESEARCH

Folsom Research, USA  
6101-A Trade Center Drive, Rancho Cordova, CA 95670  
1.888.414.7226 916.859.2505 Fax: 916.859.2515

# Are You Still Broadcasting in Analog?



BTSC stereo sound may disappear someday... but today there's Modulation Sciences.

We understand that although you are responsible for making the future digital transition happen, you also have a station to run **today**.

Whether you are using Modulation Sciences stereo equipment or upgrading your stereo, Modulation Sciences will be there to support you until the final digital transition.

Having introduced the very first television stereo generator in 1985 we are firmly committed to supporting all of our analog stereo TV products for as long as a need exists. And, we will continue to manufacture and supply analog products as long as you need them.

Our innovative engineers are working on leading edge products to take you into the digital future. As DTV emerges, you can count on Modulation

Sciences to offer products that will help you profit from it. But unlike some other stereo TV suppliers, until the last NTSC station signs off, you can also count on us to fully support our installed analog base. And that's not just a promise. **It's a guarantee.**

**ms** modulation  
sciences  
inc.

Contact Modulation Sciences, your stereo authority at:  
12A World's Fair Drive, Somerset, NJ 08873  
Phone: 732-302-3090 Fax: 732-302-0206  
Or visit our website at <http://www.modsci.com>  
E-mail: [sales@modsci.com](mailto:sales@modsci.com)

**Consider some of the specifications of the Model STV-784:**

**STV-784WB**

Set up Accuracy:  $\pm 0.02$  dB

Stereo Separation:  $> 40$  dB


SNR:  $> 80$  dB below  $\pm 25$  kHz deviation M channel

# The language of digital audio workstations

By Gary Eskow

**T**hat sound you are hearing comes from spools — the kind that are used to hold reels of tape — rolling into oblivion. At this point an entire generation of young engineers has been trained with only a cursory exposure to tape. Clearly, the digital era is in full swing with regard to sound, both for music and audio post applications.

Although even diehard fans of analog tape have given up the ghost and fallen in line with the legions of operators who embraced digital audio early on, there are still some fundamental issues that need to be worked out. How to move files from one digital audio workstation (DAW) to another, what factors to consider when choosing a workstation and the future of the mixing console are several of the most important questions that facility owners face. This article will attempt to address where the industry is today and where it may be heading.



Manufacturers must make sure DAWs speak the same language in the face of increasing file exchange by facilities like Novastar Digital Sound Services in Hollywood (shown above). Photo courtesy Digidesign.

## How good are your ears?

When CDs first became available to the public in the mid-1980s, the advantages of digital sound were widely touted. By today's standards, many of those early recordings sound terrible. Subpar analog-to-digital converters were routinely used, which resulted in multiple distortions, especially on the high end. Operators who were not used to making sure that audio stayed as close to the 0dB mark as possible added

---

Audio post operators on any and every budget have access to converters of extremely high quality.

---

unwanted noise to recordings, and tools to normalize audio — simply put, to bring an entire track as close to this optimal level as possible — hadn't been developed and brought to market.

Today, while there may be disagreement regarding which ones offer the truest digital representation of an analog source, the fact is that audio post operators on any and every budget have access to converters of extremely high quality. Mastering houses also have learned how to create 16/44.1kHz masters with all the dynamic range possible within this standard.

Current broadcast standards affecting the vast majority of viewers blur whatever distinctions exist between the best converters and the very good. But is 16/44.1kHz good enough in the long term? Technology has advanced in two areas that have a major impact on this recording industry spec, one that the broadcast industry has picked up on. Most audio experts hear a clear improvement when 24-bit technology is substituted for 16-bit. 24-bit yields a dramatically increased number of resolutions, impacting the way subtle dynamic changes are heard. The result is a warmer and richer sound. Doubling the 44.1kHz sampling rate to 88.2kHz,

or even more dramatically, sampling at rates as high as 192kHz, also yields a clearly improved product. In addition to the advances in bit depth and sampling rates, the development of DVD means that record and film producers have much more storage space available to them than ever before. Obviously, music benefits most when it need not share disk space with the more demanding needs of video. In many instances, however, a judicious allocation of bits for video will still leave enough room for audio mixed to the higher standards, even when that audio is blown out from stereo to a 5.1 field. Not today, but one day in the future, digital transmission will catch up, and the average listener will own equipment capable of decoding material

delivered to this higher standard, which is why many television producers are archiving their programming with mixers built to these elevated standards.

But what kind of quality does the consumer demand now? Will he or she be willing to buy another round of audio equipment to hear records and surround sound tracks played with the greatest fidelity? Although it pains audiophiles, one of the reasons Napster came under siege from the record labels was that severely compressed MP3 downloads, written to disk on a home computer and thrown into a CD player, sound just fine to many people. While high-end mastering engineers find distinctions between the Dolby AC3 and DTS compression schemes, and pine for records and soundtracks



Steve Puntolillo of Sonicraft Inc. ([www.sonicraft.com](http://www.sonicraft.com)) at his Nuendo workstation. Sonicraft is currently doing sound design and surround mixing for the upcoming feature film "Megalodon" using Nuendo. Photo courtesy Sonicraft.

mixed with no compression at all, the plain truth is that consumers are content with a level of audio product that falls far short of that which today's technology can output. If you are building an audio post facility though, at any level, one thing is certain: You need to weigh in on the future of digital audio transmission and make equipment purchases that fall in line with your strategy.

### Purchasing a DAW

The options available to the audio post professional today are staggering, considering the capital required only a decade earlier. At that point, if you did not have \$100,000 to spend on a DAW — not counting a console and all of the required ancillary equipment, including analog tape machines, DAT decks and a large patch bay — you could not be in the game.

In addition, digital editing brings specific advantages to the post world where, unlike the record industry, keeping an

That era is past. The current generation of Pro Tools systems routinely run continuously with minimal problems.

Pro Tools costs more than some other products, but this fact must be balanced against an assessment of the added power and flexibility of the system, compared to what \$25,000 would have bought in 1990. Pro Tools plug-ins cost more than the native versions of those same plug-ins, and adding farm cards to a Pro Tools rig can add expense, but there are no format issues involved in moving audio between Pro Tools systems. Sessions begun on one Pro Tools rig will open on another, although various setup issues including I/O will need to be addressed.

It is important to remember, though, that many of the problems associated with moving between platforms are being addressed at this time. Also, other digital audio solutions are available. Of the cost effective systems that combine proprietary hardware and software designed to work on personal

Macs and PCs were getting faster, and bet that one day soon these platforms would be fast enough to handle the audio needs of both music and audio post professionals without the assistance of any of the cards that systems like Pro Tools and Paris require.

Steinberg also realized that multichannel audio was soon to become the norm, so it designed Nuendo with surround sound in mind from the beginning. The resulting application, released first for the PC and then for Macs, handles multichannel mixing beautifully and works with its own I/O hardware or with I/O built by a variety of third-party manufacturers. Price this option out for yourself but, with the Nuendo software going for about \$1000 and computer prices dropping, this option is clearly worth considering.

Are you branching into audio post to augment the income you derive as a project studio musician/engineer? If so, you probably know all the secret corners of your digital sequencer's

---

You may find that the tools you already possess, plus a bit of study, are all you need to get some corporate post and local spot work.

---

EDL with hundreds of clips accessible at all times is essential. The high cost of this technology helped cement audio post as an area reserved for highly capitalized companies. The residue of this phenomenon is that even today, when affordable DAWs are readily available, there are far fewer project studios specializing in audio post than music.

What factors should you consider if you are planning to build a single station audio post room? Your choice of workstation is critical. Given its wide use, Digidesign's Pro Tools platform deserves some consideration. In its early days Pro Tools was a great idea — multitrack audio on an off-the-shelf Macintosh computer — that could not quite cut it in either professional music or audio post applications. CPU speeds were not fast enough to manage all the data necessary to run a session, especially an audio post session, without running the risk of constant crashes.

computers, the E-MU Paris workstation is worth a look for any project audio post facility that does not require 100 percent compatibility. The \$10,000 system offers a fully functional 48-track recording and mixing environment, complete with the plug-ins that ship with Paris and some popular third-party software. A 16-track mixing control surface also is included with every Paris system.

Until recently, manufacturers of digital audio systems that rely exclusively on the host computer for all DSP needs have been reluctant to claim that their products are capable of handling the rigorous demands of audio post. As dual processor machines are coming to market, and with faster CPUs on the horizon, some of these manufacturers are getting bolder.

Steinberg originally released Nuendo, a multitrack software application for the SGI platform, in the mid-1990s. It was less than a smashing success. Undeterred, Steinberg realized that both

audio engine. A number of these applications, including Mark of the Unicorn's Digital Performer, Emagic's Logic Audio and Cakewalk, are adding surround sound and clip-based editing functions that make them candidates for some audio post work. Learn how to serve your clients' needs! You may find that the tools you already possess, plus a bit of study, are all you need to get some corporate post and local spot work.

### Audio file interchange

No audio post facility exists in isolation. At the very least, the work you do will need to be laid back to a medium that carries both sound and picture. What equipment you'll need for lay-back is beyond the scope of this article, but the issue of file compatibility touched on earlier needs to be addressed.

A Pro Tools Session includes all of the digital audio and mix information that was saved with it. But what if you own another system — Paris, or a native



The day of the mixing console may not be past, but control surfaces on workstations like the Nuendo shown above offer users many of the same advantages. Photo courtesy Nuendo.

application like Nuendo? Can you open Pro Tools files? In short, yes and no. Digidesign sells an application, Digi-Translator, for about \$500 that will allow some other applications to open a Pro Tools Session. However, Pro Tools owners are not likely to spend \$500 on an app that will let someone else open their Sessions. What does happen frequently is that users of other applications will ask a Pro Tools facility to save files in Digidesign's SDII format. Originally limited to 16 bits, SDII now can carry either a 16- or 24-bit stream. Any application that can read SDII files can open them easily, regardless of the system that originally created them.

SDII files are simply audio streams that start at one point and end at another. No EDL or mix information can be saved in this fashion. These limitations present no insurmountable problems for the recording industry. After all, in the old days producers carried reels of 2-inch tape around with one thought in mind only: Get a good performance! Mix decisions — save those that required on the spot bounce downs when track count became an issue — were intended to be executed only once, during the final mix. Therefore, sending off SDII stereo mixes, or even individual files, on cheap CD ROMs is simply an extension of the time-honored way record makers have worked for the last half century.

This methodology does not quite cut it in post, where sound effects, Foley, music and dialog editors are often working on a film at the same time.

The pre-mix a dialog editor executed might work perfectly and still changes will be called for all the way up to the mixing stage. Many factors, including the fact that no picture is ever “final” these days, make it necessary for every file's location and all aspects of the mix process to be saved in audio post — not just the files themselves.

Finding a way to allow manufacturers in the DAW industry to get at all of the information stored in other manufacturers' files has been challenging. Fortunately, the AES Standards Committee Working Group on Audio-File Transfer and Exchange has been working on this problem for the last four years, and has made progress, according to Ron Franklin, president of Wave-Frame Inc., in developing AES31, a file format allowing the accurate transfer of audio files and all related media references, tracks, fades and edit events between DAWs from different manufacturers. The interchange format is the first approved by a standards body

purposes, they also were key to the way audio was bussed to external devices like effects processors and tape recorders. Today, much of the bussing load is handled in software, and digital transfer protocols have streamlined the process considerably.

Very few audio professionals would argue that the days of the broadcast console are over. Of all the areas in this business, performance pressure is greatest at the point of signal dissemination. However, the post industry has very different needs. One of the most interesting areas of development is the proliferation of control surfaces. Add-on hardware designed to add fader functionality to computer-based DAWs that do not require them, control surfaces bring many of the advantages of a traditional mixing board to the user of Pro Tools, Nuendo and a number of other software-based workstations. Facility owners and operators have many interesting options when it comes time to look at control surfaces. Do you need to have 24 faders at your fingertips, or will eight do? Would you like to control EQ and plug-ins from the surface, or can you work some functions with a mouse? You can tailor your studio to include a workstation that meets your needs, depending on your budget and requirements.

These are exciting times for the audio

---

Although it pains audiophiles, severely compressed MP3 downloads, written to disk on a home computer and thrown into a CD player, sound just fine to many people.

---

— the Audio Engineering Society, with input from the audio industry itself. The standard has been ratified and is being implemented by manufacturers.

#### Do I need a mixing console?

Even the question seems strange, considering the fact that mixing boards have been the central destination point for all audio sources for more than 50 years. Consoles not only allowed engineers access to audio tracks for mix

post industry. The price barriers that kept smaller facilities with limited capital from competing with their more well-financed competitors are falling. We are seeing the first of the new breed — the hungry, talented audio post engineers who are willing to buy the equipment they need, hang a shingle, and go after market share. ■

*Gary Eskow is a composer and journalist based in New Jersey.*



**YOU CAN'T GO SWIMMING WITHOUT GETTING WET.  
OR STORE INFORMATION WITHOUT TOUCHING OUR TECHNOLOGY.**

Know it or not, you depend on us every day. We've spent 20 years developing technology that has become the industry standard for storing, moving and using information. Four of the six top server companies put their names on storage systems we build. Our worldwide OEM relationships have made us interoperability experts. And that expertise is reflected in our own MetaStor® line of enterprise storage systems and software. The more heterogeneous your environment, the more reason you have to visit [lsilogicstorage.com](http://lsilogicstorage.com) or to call 1-888-638-2786.



STORAGE SYSTEMS

Circle (140) on Free Info Card

# Paying for

BY DON STENDAL



The proposed tax credit could be transferred or sold to raise funds for construction of new digital facilities, or retained for use on equipment upgrades by stations already on the air. Photo courtesy DST.

Few would argue that getting from here to 2006, at least in the DTV world, is problematic at best. Stations are facing millions in conversion costs. There's no reason to believe that a digital signal will generate any more income than an analog one. Consumers are as confused about DTV as they are about income taxes.

Yet the FCC has set a deadline and it seems that it will not move. So is there a way to offer the entire industry a positive encouragement—okay, a carrot—rather than the stick approach to DTV conversion? *Broadcast Engineering* magazine suggested a tax incentive more than four years ago as a way to help broadcasters get over the financial hurdle of DTV. Few listened. Now, with 2006 looming, many in the industry are far more interested in ways to make this conversion work.


It's with this background that we present to the entire broadcast (and consumer) industries a proposal that would allow both camps to achieve the total conversion to DTV in a less painful, more positive way. The proposal offered by author Don Stendal is innovative, progressive and highly possible. This program offers a low-cost benefit to all concerned and helps move forward an entire nation's conversion to digital. Broadcasters would be wise to immediately step forward and embrace this program while there is yet time to affect the process. Don't wait. Your personal and our industry's future may depend on your actions.

Read on, there is a way to pay for DTV without becoming bankrupt.

Brad Dick, editor



# DTV



**T**he big problem for most stations with regard to DTV is simple. It's cost — how to pay for it. Suppose the IRS created a federal tax credit program for stations that allowed for the recovery of DTV conversion costs — even up to the point of \$1.50 in tax credits for every dollar of qualifying DTV expenses. Suppose the tax credits could be used as a tool to generate cash whether your projects were complete, were in progress or as an up-front funding mechanism to create cash to start and build your projects.

What if this program also provided a similar tax benefit for viewers? Such a program might provide an incentive for viewers to buy new DTV sets or STBs so they could enjoy DTV programming.

The goal of such a program would be to stimulate the completion of all station DTV conversions by May 2003 and to bring the viewing public online between 2003 and 2006. Combined, these steps would make the NTSC cutoff date of Dec. 31, 2006, a reality. Interested?

## Benefits

Most of the discussion on DTV has been in the form of a “stick” swung at broadcasters. It's been a “do it or else” proposition. But what if there was a way to substitute a carrot for the stick? What if it became a win-win for the broadcaster, the viewer and even the government? What would the benefits be to a cost recovery program for DTV?

The tax credit tool would afford broadcasters the benefit of recovering their costs of expansion and build-outs or to raise funds up-front for

construction. For some, tax credits could mean the difference between compliance with FCC timing requirements, or not.

Consumers would benefit through a partial or full recovery of upgrade costs. A timely conversion to DTV could be orchestrated through a well-organized advertising campaign donated by all broadcasters. If they were informed of the value of DTV and of the cost recovery benefits available through the generosity of the U.S. government, they just might become motivated to convert to DTV sooner, and begin to enjoy a whole new dimension in their favorite pastime. All the while, they would be completing the change-over between 2003 and 2006, oblivious to the “drop-dead” turnoff date.

Even Congress gets a win here. In political terms, this is their “cover.” A partial or full cost recovery program would help avoid what is likely to be a huge public outcry when the American public finally understands that their analog TV set is about to go dark. Those that may need a little help to buy new TV sets get it, and again, Congress gets credit for providing a “universal service.” Only in this case, the rest of us don't end up paying for someone else's TV set.

Government benefits again because broadcasters will free up the spectrum they want to auction off. The sold spectrum will generate funds for their favorite projects. But this time, there's not a penalizing tax increase to raise those funds.

## The basics


The basic premise is that *tax credits*

for broadcasters is cost recovery based on the sum of the costs of assets purchased plus other expenses incurred related to DTV conversion, as well as a bonus of 150 percent. In an abbreviated explanation, the total tax credit award would be the sum of those amounts increased by up to 150 percent.

The tax credit is applied to a corporate or personal federal tax return after the “total tax” is computed and reduced dollar for dollar the amount of that tax. The tax credit could reduce or even eliminate federal income taxes to pay.

A station owner may elect to “carry back” the tax credit to recover federal income taxes paid in up to five previous years. In that case, using the carry-back option would not trigger the need to file extensively amended federal tax returns. Assets reported, depreciation and all other expenses would remain unchanged. Amendments would start with a line that says “Income Tax” (due). Below that line, the DTV tax credit would be entered in an amount that would either eliminate or reduce the tax to pay (paid). This would apply to either a corporate or individual tax return.

This tax credit program would be available to any commercial or non-commercial station owner whose license is within the purview of the FCC rules requiring conversion to DTV. Owners would have filed for DTV construction permits since April 3, 1997, or will file based on current FCC DTV conversion rules. The tax credits could only be awarded once for costs related to the DTV build-out of an individual station. After program



implementation, acquisition costs for DTV projects that have previously been the subject of a tax credit award would not qualify for a second award. However, it might be possible further DTV upgrades or enhancements to qualify. A station could elect to keep the tax credits for use on their own federal tax returns. Alternatively, the tax credit is a detachable benefit and could be transferred or "sold" to raise immediate cash for their own cost reimbursement or to raise funds for construction.

The DTV Tax Credit Program would have a sunset provision of Dec. 31, 2003, for broadcasters and Dec. 31, 2006, for homeowners. The key is that broadcasters (and government) could meet the mandated conversion time frame. Combined, this plan suggests a positive way for all concerned to *Make the Switch by 2006*.

### Qualifying costs

The tax credit must have a foundation to determine its quantity. The foundation is called *eligible basis*. Eligible basis is the total of all qualifying costs plus the special 150 percent bonus program for broadcasters. The example development budget would list all qualifying expenditures. That amount would actually be increased by 150 percent. The result becomes the total eligible basis and would be the value upon which the tax credit is based. This bonus is designed to help stations offset, in a small way, the interruption of routine, and disruption to their organization. For instance, most stations will need to operate both NTSC and DTV transmitters for sev-

eral years. The costs of this are significant and this bonus would help them recoup some of these costs.

Every station filing for the tax credit would be required to supply basic information. The application would require, among other things, listing the licensed owner, station location, transmitter site, call letters and other necessary information that ties the tax credit allocation to a specific station, address and owner and to specific build-out features. Also required would be a development budget that itemizes project costs (see Table 1) and a worksheet to compute eligible basis. The cost accumulation process would be the same whether the station is owned by a corporation, an individual or is a non-commercial station. Non-commercial stations would likely need to list grants received, especially federal grants, which might be subtracted from eligible basis.

Once Congress agrees to this program, stations could immediately begin seeking financing commitments, and projects could move forward. Those stations that have not already started their DTV planning would need to promptly begin assembling the needed data in preparation for their application. Stations with completed projects could begin to assemble data in preparation for their tax credit application and cost recovery as well.

The timing of expenses is also important. To maximize benefits to stations, the cost accumulation period could extend from April 3, 1997, through the date their DTV license is granted by the FCC. For stations that are not built out, that date could extend an additional 90 days to allow final cost documentation to settle.

At their option, stations that are already built out might use the tax credit benefit as an opportunity to purchase additional equipment, make changes or modify their installations, even though the DTV license already is "granted."

Examples of allowable costs include engineering, architecture, general contractor fees, consultant fees, past research and development, developer fees, accounting and legal. Other allowable costs would be for project construction, including permits of all types, lease costs, permanent and construction loan financing, and other



Many stations, like WHYY in Philadelphia, are far advanced on the road to DTV. These stations can still benefit from a tax credit, by applying it to recover \$1.50 for every dollar paid in taxes on DTV-related expenses. Photo courtesy Communications Engineering.



**Our experience**  
spans more than 65 years,  
and our engineering still  
**makes it simple.**

## Plug it in!

Ask anyone and they'll tell you the same thing. The **K2 Digital IOT** sets the standard by which other IOTs are made. Why? It's simple. Years of experience have produced the best IOT. Our unique, field-proven design features simple, user-friendly tuning right on the front of the subsystem. Engineered for long life and broadcasting's highest efficiency, you don't even have to disconnect the power or cooling water to replace it. Sure we're an Emmy winner for technical achievement. But we've kept our focus on engineering the simplest and most reliable tools in the industry—so you can focus on the more important things in life. Plug it in!



A Division of  
Communications  
& Power Industries

.....  
301 Industrial Road  
San Carlos, CA 94070

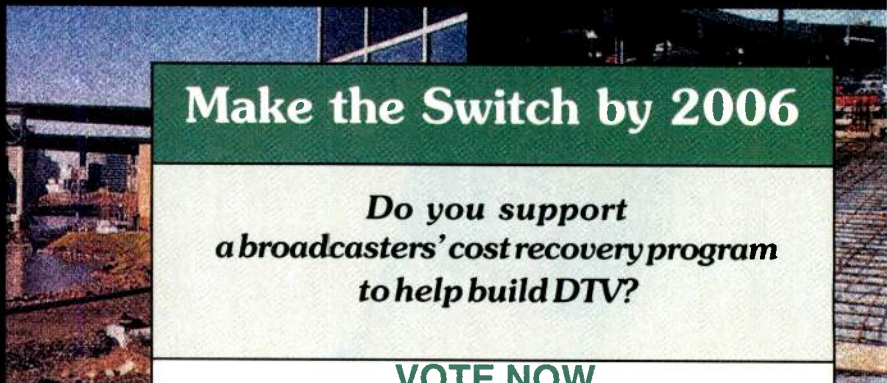
.....  
tel 650.592.1221  
fax 650.592.9988

.....  
email [iot@eimac.cpii.com](mailto:iot@eimac.cpii.com)

[www.eimac.com](http://www.eimac.com)



ISO 9001 Certified • Made in USA  
Circle (141) on Free Info Card



## Make the Switch by 2006

**Do you support  
a broadcasters' cost recovery program  
to help build DTV?**

### VOTE NOW

by going to the *Broadcast Engineering* website:  
[www.broadcastengineering.com](http://www.broadcastengineering.com)

**Click on Vote for DTV and register your opinion.**

**Also: Complete links to all 50 state senators.  
Contact your senator now and express your support  
for the Make the Switch by 2006 program.**

related costs inside and outside the property lines. (Refer to Table 1 for a detailed list.)

### Program outline

With the basics in place, here is how the program might be administered from a financial standpoint:

- *Allocation period.* The tax credits would be issued annually, based on a 10-year allocation period. This is also called the *tax credit stream*.

- *Carryback.* This provision allows recovery of federal income taxes paid in up to five previous years. In that case, the first-year distribution would include an allocation for those carryback years. The current year would be prorated based on the in-service date and would also be included in the first-year allocation. This is an important benefit to those who have already invested in DTV. These early adopters must be supported equally in the program not only because it's fair, but because the program needs their support. The same applies to viewers who have already made DTV purchases.

Each year of DTV Tax Credit allocation would have its own individual 15-year life. The credit allocated in any given year must first be used in the current year. Unused portions may then be carried back to the first, then second, etc. previous years. Remaining unused portions may then be held, or "carried forward" for use in following years. The credit must be used by the 15th anniversary of its allocation year or be returned to the IRS. Therefore, if the last year of allocation for your tax credit stream was 2013, then the allocation for 2013 must be

used by 2028 or returned to the IRS.

- *The application process.* The application process is

quite simple, at least in concept. Proof of compliance with certain FCC Construction Permit and other regulatory requirements would be required, including proof that certain time-line milestones have been met. These deadlines are discussed in a little more detail later. The tax credit program would have its own rules that would require compliance separate from any other rules or programs.

Falling out of compliance could mean loss of tax credits, interruption in the tax credit stream or repayment of tax credits used. There could be a compliance period requiring the owner to maintain the DTV station in service throughout the 10-year allocation period.

- *Reporting and filing deadlines.* To help monitor the tax credit reservation application progress and to ensure a smooth process for both the applicant and the IRS, the project would be broken down into four reporting phases. Basic filing requirements would vary depending on whether the project was already completed, in progress or if the applicant wanted funding for construction. Equity payments would be tied to accomplishments by these four phases. Stations that are already DTV-compliant but wanting to upgrade would have a different reporting schedule. Stations using the tax credit program to raise funds would likely re-

ceive payments from their equity sources in multiple payments. A typical payment schedule might be 50 percent before construction start, 30 percent when the station submits for final reservation, 10 percent upon receipt of their granted DTV license and the final 10 percent upon receipt of the first tax credit allocation from the IRS.

### Key program phases

The program can be broken down into four basic steps or phases separate from any equity payment schedule. Each step would require unique submittals and reporting. While it may seem complex, the actual process is relatively straightforward for anyone who has been involved in a large capital project and applied for a commercial construction loan.

- *Phase one.* The application for a Preliminary Reservation of Tax Credits. This application would be filed by any station wanting to participate, whether the construction is complete, in process or not started, and whether commercial or non-commercial. At this stage, a station is seeking funding for the conversion process. Application data and submittals would include:

- identification of owner, station, project location and project description;
- if construction capital is sought, a development budget for the project

# Need NO compromise Support for your application?

**IBUS-*PHOENIX***  
POWER & COMPUTING SYSTEMS  
A MAXWELL TECHNOLOGIES COMPANY

Telecommunications





Broadcast

Internet

Industrial Equipment

Medical

- 1U, 2U & 4U computers
- Rack mount UPS systems
- ISO9001 World-Wide
- Mission critical servers
- Server farm computer systems
- Full rack integration services
- OEM branding available



Come see us at:



The World's Electronic Media Event  
**IBC2001**  
14-18 September RAI Centre Amsterdam

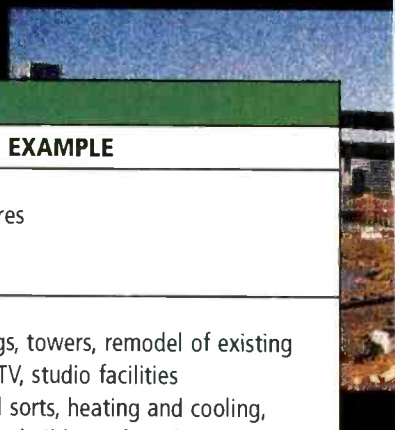

Hall 12, Stand 311

**Computing, Power and Innovation from one  
source, with I-BusPhoenix...**

**....it's in the box!**

[www.ibus-phoenix.com](http://www.ibus-phoenix.com)

1-888-307-7892



would be based on assumptions of reasonably expected costs and eligible basis, or if the project is complete, the applicant would submit actual costs and actual eligible basis with engineering and accounting certifications;

- preliminary commitment of funds from the equity provider or an election by the applicant to retain the tax credits;
- a carryback request if the station has elected to recover income taxes previously paid within the past five years; and

- a sources and uses of funds statement to support ability to complete the project. In other words, show the IRS you know where the money is coming from and that you have committed, sufficient financial resources to complete the project. Proof of funding sources will be especially important with PBS stations that may have received state, federal or private grants, which may have an impact on the amount of tax credit awarded.

- *Phase two.* This step is primarily for stations that have already completed a DTV project and are seeking reimbursement. By now, stations would have received a Preliminary Reservation of Tax Credits notice from the IRS. They should prepare the applicable documentation and go to step three.

If the station is attempting to raise capital for the project, it must convert any preliminary funding commitments (which were submitted in phase one) to final agreements with the lender or source of the capital. The station would then receive the funding and begin building the station. Once it is completed, the station needs to submit a Certificate of Occupancy. This simply

DESCRIPTION	
ITEM	EXAMPLE
<b>LAND</b> Cost of land, long-term lease, legal costs	Equipment, structures
<b>CONSTRUCTION</b> Utilities, roads site work, structures  General contractor	Transmitter buildings, towers, remodel of existing to accommodate DTV, studio facilities RF equipment of all sorts, heating and cooling, electrical, all interior build-out, furnishings, all other exterior build-out  General requirements, all contractor costs
<b>ENVIRONMENTAL</b> Local, NEPA and others	EIR, negative declaration
<b>DESIGN</b> Research & Development Engineering, architect	DTV technology, scientific, experimental, legal Survey, civil engineering, structural engineering, mechanical engineering, electrical engineering, RF studies/engineering, other scientific, architectural and technological costs
<b>FINANCING</b> Construction loan  Permanent financing	Loan interest, origination fees, application fees, title and recording, taxes, loan interest*  Origination fees*, application fees, title and recording, other
<b>PERMITS &amp; LICENSES</b> Local Federal	Most local/zoning permits FCC, FAA
<b>OTHER</b>	Tax credit application fees, activist groups, marketing*
<b>DEVELOPER COSTS</b>	Most applicable costs

**Table 1. Applicants for the tax credit would be required to submit a development budget itemizing allowable project costs. Actual allowable costs may vary. (\*Cost is not allowable.)**

confirms that the facility is built and meets local ordinances. The station would be typically be in the Program Test Authority stage. The station then applies to the FCC for a DTV license.

- *Phase three.* Receive the final reservation of tax credits. By way of submitting for the Final Reservation, the station notifies the IRS that the construction is complete, the project has applied to the FCC for a DTV license and is in the process of completing FCC requirements. While the FCC work is in progress, the station can accumulate its final cost and engineering certifications. Once the granted DTV license has been received, the applicant may apply for his "Placed in Service" Reservation.

- *Phase four.* At this stage, the station

should have received a final reservation from the IRS and it is time to file a Placed in Service notice. Here's where the station must submit detailed documents certifying legal operation, costs and justifications, and funding agreements. Typical documents required include:

- certified copy of the station's granted DTV license;
- engineer's cost and eligible basis calculations;
- development budget and eligible basis computations adjusted to actual and final cost certifications (certifying what equipment you bought and how much it cost); and
- copy of the final agreement with bank or loan provider.

The IRS loves documentation. So upon project completion, the equip-

# Today's **broadcasting** requires the **seamless integration of stills, clips, and animation**

Show openings  
Bumpers  
Instant cues  
Live playback



Images courtesy of TSN

"Kaydara *mediastore* provided us with instant cues to images and animations, all the stuff we use to dress up our [Olympic coverage]. Trying to create these effects without Kaydara *mediastore* would have been a nightmare for us."

- Paul McLean, producer, TSN

What if you could get everything you need to play back cutting-edge live broadcast content in a single unit?

Kaydara *mediastore* is the only broadcast solution on the market that supports stills, clips, and animation in one reliable, easy-to-use, and cost-effective workstation.

Kaydara *mediastore* - the integrated and scalable mixed-media solution for live broadcasting.

- Stills, clips, and multi-layered animation in one box
- Intuitive user-interface minimizes ramp-up times
- Reliable and cost-effective
- Easy to integrate with existing equipment
- Perfect for everything from show dressing to complete productions

To learn more about Kaydara products:

- Visit [www.kaydara.com](http://www.kaydara.com)
- E-Mail at [info@kaydara.com](mailto:info@kaydara.com)
- Call 1-888-842-6842 (North America) or 1-514-842-8446



Delivering the mixedmedia<sup>TM</sup> pipeline

Circle (143) on Free Info Card



ment, services and other costs claimed as development expenses would be reviewed by an independent engineer. That engineer would need to validate their relationship to the project. A CPA would then review the expenses to certify that all costs claimed are, in fact, allowable in eligible basis.

A Placed in Service reservation would have to be issued before the expiration of the allowable time frame. Typically, this would be within two years of the date the preliminary reservation was issued (step two).

In January of the year following the filing of the Placed in Service Reservation, the station would receive the first allocation of tax credits. Carryback years would be included in this first distribution.

### A win-win situation

On the surface, some outside the industry may say that only the commercial broadcaster benefits from this program. Let's examine how noncommercial stations, the consumer and even the government benefits from this program.

Non-commercial and PBS stations don't pay taxes, right? Then why should they support this program? The advantage to these stations is that they can pool their credits and then sell or auction them off. For them, the benefit isn't a credit against taxes (which they don't pay anyway) but a *credit* they can turn into hard cash.

The benefit extends to consumers as well. When TV first came on the market, no one had to give up our radios. When color became available, viewers still had a choice of color or black and white. As other delivery methods became avail-

able, viewers could choose to get their television signals via OTA, cable or satellite. But when digital replaces analog, there will be no choice. Viewers will either be in — or in the dark.

The consumer is unwittingly caught up in the DTV push, which is unique to this technology. While government is highly motivated and involved, and is in the position of compelling compliance, there is clearly a political penalty for not doing so in a consumer-friendly way.

This proposal is a way of softening the burden on the broadcaster and homeowner alike, while simultaneously creating a benefit for the government. Further, it is intended to bring about a favorable, productive reaction to progress from the public and all concerned.

A cost recovery program for homeowners that would partially or completely offset the expense of their DTV upgrade (which might be limited to converter boxes) and would likely increase their receptiveness to conversion. Broadcasters could help by establishing a strong advertising campaign promoting the benefits of DTV, thereby effectively attaining everyone's attention and encouraging its rapid adoption.

Lastly, but most important, is government's participation. Congress is certainly going to ask "What's in it for me?" Fortunately, this proposal benefits the government in many ways.

The key benefit to government of converting to digital has always been the revenue generated through the sale of the analog spectrum. While that has been somewhat lost in the recent financial turmoil, it's certain to rise to the

forefront as Congress struggles with rising costs of programs. The auction of spectrum will soon again be seen as the goose laying the golden eggs.

### Broadcaster support

Television used to be an option, even a luxury. In today's world, TV is a much more integral component of our lives. Now government is making digital TV a requirement. If broadcasters are to benefit from the conversion to DTV, they need to influence the process. For years, broadcasters have contributed vast amounts of public service airtime, advanced the technology, and returned billions of tax dollars to the government through direct corporate income tax payments and by income taxes paid by their employees. Now it's time to use a small portion of that goodwill to help build American's digital future.

At their request, an outline of this concept has been submitted to the Senate Commerce Committee. The committee has said that in order to take this concept further, widespread industry support is needed. If you think this concept has merit, then we need your support to move forward.

Readers are encouraged to visit the *Broadcast Engineering* website and voice their opinion on this issue. In addition, links for the Senators from all 50 states are provided so you can personally contact them and encourage their participation. ■

*Don Stendal is a developer and consultant who works in conjunction with Holmes & Narver/DMJM\_Harris, Architects and Engineering to offer design, construction and single point of contact project management. He can be reached at 801-463-5074.*



# 500 Series Pro Video Heads



The most comprehensive range for DV & DVCAM (Sony, JVC, Panasonic, Canon and more)

- Smooth control
- Positive fluid movement
- Incredible value
- Available in handy kits with head, tripod and bag or as separates



## 505

- Variable fluid drag
- Interchangeable counter balance springs
- Loads up to 17 lbs
- 75mm ball

## 501

- Variable drag
- Loads up to 13 lbs
- Flat or 75mm ball

## 510

- Four-Step fluid drag
- Variable counter balance
- Loads up to 24 lbs
- 100mm ball

## 503

- Variable fluid drag
- Counter balance spring
- Loads up to 13 lbs
- Flat or 75mm ball

**bogen**

Bogen Photo Corp., 565 East Crescent Ave, Ramsey, NJ 07446-0506 Tel: (201)818-9500 Fax: (201)818-9177

*...exclusively for you.*

click to

[www.bogenphoto.com](http://www.bogenphoto.com)

Circle (144) on Free Info Card

THOMCAST

# WGBY datacasting field trials

By Ted Karam

Thomcast head-end datacasting equipment rack used in datacasting trials at WGBY in Springfield, MA.

The broadcast paradigm is shifting with the transition to DTV, transforming the industry in new and unfamiliar ways. Datacasting promises to deliver many new service revenue opportunities never before available to the conventional broadcaster. Today, major questions surround datacasting: What exactly is datacasting? What are its benefits? What equipment is needed for the application, and how does it work? Probably the biggest question is: What are the viable datacasting business models for generating substantial incremental revenue streams? This article takes a brief look at straightforward answers to each of these questions.

For the purposes of this article, datacasting refers to the broadcasting of IP data within a DTV transport stream. The data may or may not be synchronized with, or related to, the content of an associated video program.

## Datacasting trials at WGBY

For the past year, Springfield, MA, PBS station WGBY has been conducting datacasting trials using equipment from Thomcast. These trials have acted as a long-term test bed, serving as the grounds on which to explore the special challenges that datacasting presents and develop innovative solutions.

WGBY chose Thomcast head-end equipment including the Turquoise interface adapter, the Amethyst smart switch, the Amber remultiplexer, the

OPAL IP Encapsulator and the Pearl PSIP generator for their datacasting solution, along with datacasting products from other suppliers. Figure 1 outlines the architecture used.

At the studio, WGBY receives a single HD or quad-SD DTV signal from their satellite link with PBS National in Alexandria, VA. This signal is passed through an interface adapter to convert the stream from a SMPTE310M to a DVB-ASI format, and then fed into one of the eight inputs of the remultiplexer. This is the DTV input to the remultiplexer. Data may or may not have already been inserted in this transport stream, designated DTV TS, back at the satellite uplink.

A second input to the remultiplexer originates as HTML content that is encapsulated as IP datagrams and carouselled by a multicast server, then encapsulated into an MPEG-2 ATSC compliant transport stream via the IP encapsulator (IPE). The two transport streams are remultiplexed into one, DTV + Data Stream, and the national PSIP information in the DTV stream is replaced with local PSIP supplied by the PSIP generator. A smart switch

monitors this DTV + Data Stream for proper syntax at the PID level and will automatically switch to the DTV-only reference stream if a problem is detected. This ensures that the DTV stream never goes off-air. The switch then

Broadcasters that are fifth or sixth in a conventional market can easily be first in the emerging datacasting market.

outputs the multiplex signal, which is passed through another interface adapter to convert the stream from DVB-ASI back to SMPTE310M for uplink via STL to the transmitter. WGBY broadcasts their signal as DTV Channel 58 in the general Springfield, MA area.

Several PCs located in a research lab about 20 miles away from the WGBY transmitter site are equipped with DTV

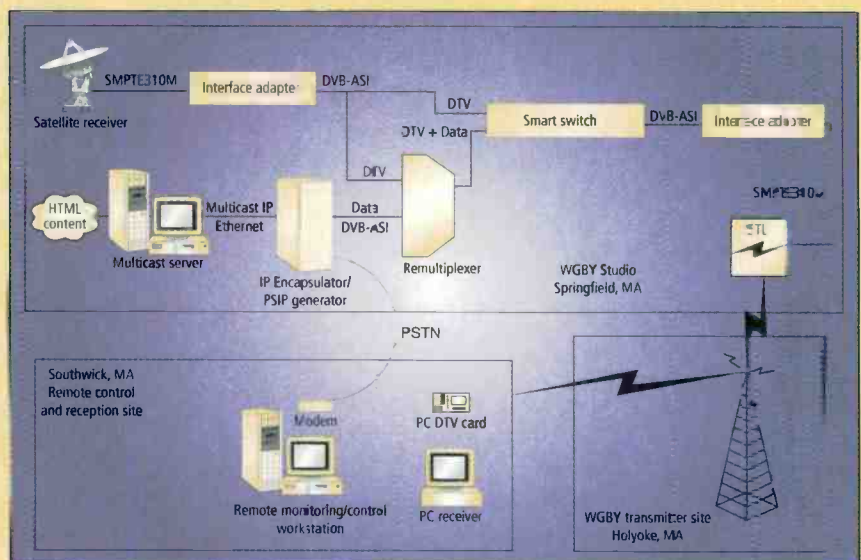


Figure 1. In WGBY's datacasting architecture, HTML content is encapsulated and multiplexed with a DTV transport stream from PBS National. The off-air signal is transmitted to a lab where DTV reception boards store the data portion of the multiplex to the computer hard drive, while streaming the DTV video portion for display.

# SYNERGY SERIES

DIGITAL PRODUCTION SWITCHERS

## The DTV SWITCHER

**Huge Input Matrix**  
Up to 64 inputs

**Growth Pattern**  
The same 11 RU frame is used for the 2, 3, & 4 MLE systems

**"Aspectizer"**  
Internal aspect ratio converters for simultaneous 4:3 & 16:9 production

**"Squeeze & Tease" 2D DVE**  
Ideal for over-the-shoulder boxes

**Ultimatte Insider™**  
The world's best matting device

**Unique Preview Overlay**  
Let's you see VTR time code, count up/down timer, source ID, safe title, and more on the PV monitor

**Video & Audio Server**  
Control a Video Server or 360 Systems Digicart™

**Custom Control Macro Buttons**  
Recall any combination switcher memories, button pushes and external device control

**VTR Control**  
Available at a touch of a button

*... and much, much more*

**Simultaneous 4:3 & 16:9 Production**



The Real Shape of DTV

**A switcher so innovative, so revolutionary ... you just know people are going to talk.**

*"... the Synergy 3 keeps us competitive in a market with our LA friends to the south."*

Don Katich  
Director of Broadcast Operations  
KEYT  
Santa Barbara, California  
[www.rossvideo.com/Testimonials/keyt.html](http://www.rossvideo.com/Testimonials/keyt.html)

*"We wanted to make sure our investment would be as future proof as possible, so the capability of 16x9 as well as 4x3 production was important..."*

John Shutt  
Staff Engineer  
Michigan State University  
East Lansing, Michigan  
[www.rossvideo.com/Testimonials/wkar.html](http://www.rossvideo.com/Testimonials/wkar.html)

*"At one point during the live show, the director asked if Paul could do an unrehearsed multi-layered DVE effect with a transition ... he pointed at the Ross and said, 'I could do it if I had THAT switcher!'"*

Andy Carleton & Lee Ollerton  
Children's Miracle Network  
Salt Lake City, Utah  
[www.rossvideo.com/Testimonials/cmn.html](http://www.rossvideo.com/Testimonials/cmn.html)



**Switchers, Keyers, & Terminal Gear**

[www.rossvideo.com](http://www.rossvideo.com)

reception boards to receive the off-air signal. The board drivers separate the data portion of the multiplex and store it to the computer hard drive, while streaming the DTV video portion for display. Also located in the research lab is an OpenMux remote monitoring and control workstation for interfacing via PSTN to the OpenMux head-end equipment located at the WGBY studio.

the tournament and in the corner of the screen is a special offer from the local sport shop for the golf club that Tiger just used to win the game. Impulsively click on it and, guess what, you just bought it at the special discount price shown — to be shipped to your door the next day. This brings a level of convenience to the consumer and a huge impulse-buy benefit to the local advertiser.

professional and consumer. Professional applications include business-to-business, government and educational services, and typically take advantage of proprietary client-server architectures to deliver data. Consumer applications focus on enhanced and interactive viewing experiences. These are facilitated by the use of a standards-based client-server protocol such as SMPTE DDE-1 (previously ATVEF).

The more profitable datacasting applications in Europe, where the rollout of this technology via satellite distribution has preceded that in the United States by several years, appear to be based on professional applications. Some examples of professional applications include ISP cache updating, distance learning, remote training and wireless intranets for the dissemination of corporate media to multiple company locations. The technology is here today to support professional services and is currently under trial at many broadcasting stations. These types of applications will more than likely lead the way in the United States as well and offer an initial means for broadcasters to begin to recoup capital investments.

In the not-too-distant future, when DTV reception devices are prominent in consumer homes, widespread consumer applications become viable. For example, users might have the option of receiving up-to-date information like local news or sports from the Internet at the click of a button while their favorite program takes a commercial break. There is also the opportunity to rent instead of buy any form of digital data (like videos, games, software or music). There is great potential for broadcasters to realize ad-based revenue streams via these consumer models.

While waiting for DTV reception device penetration, broadcasters probably would be best served to focus on providing professional datacasting services, thereby gaining expertise and recovering some of their capital investment while positioning themselves to be a significant datacasting service provider to the consumer market in the future. ■

---

## In the not-too-distant future, when DTV reception devices are prominent in consumer homes, widespread consumer applications become viable.

---

This end-to-end system has demonstrated consistent over-the-air delivery of Internet data multiplexed into WGBY's broadcast transport stream, as well as information from the WGBY website, which is received and stored in the hard disks of the receiver PCs to allow simultaneous viewing of the DTV program and surfing of the website.

One of the goals of these long-term trials was to find products that could interoperate in an open and flexible system architecture. Many proposed datacasting architectures are able to operate only with proprietary solutions on both the receive and head-end sides. The test at WGBY shied away from proprietary technologies and attempted to focus on products commercially available and able to interoperate with a variety of other manufacturers' equipment. Until DASE becomes a standard with compliant receivers, ATVEF has been used as the application standard for the trials.

### Benefits of datacasting

With datacasting, broadcasters have the opportunity to become a conduit connecting local advertisers with local consumers, and generate incremental ad-based revenue streams. Viewers spend a significant portion of their money in their local community. Datacasting allows the broadcaster to deliver interactive, market-targeted, program-related local advertising, in order to potentially divert ad revenues from other media. Imagine watching a golf match in which Tiger Woods makes the final putt to win

Also, the broadcaster could supply market intelligence to the local advertisers on the who and when of what is watched and bought. Another benefit to the broadcaster is the opportunity to recapture viewers who are migrating to the PC to acquire Internet information.


An additional point to highlight about the consumer datacasting market is that it is a level playing field. Broadcasters that are fifth or sixth in a conventional market can easily be first in the emerging datacasting market by being the first conduit to provide additional value to the local community and the first to establish new business relationships.

Datacasting applications can generally be broken down into two categories,



**With datacasting broadcasters can generate advertising revenue by enabling local viewers to buy products with a click of the remote.**

*Ted Karam is software and digital design manager for the Broadcast and Multimedia Division of Thomcast Communications, Inc.*



## HANABI (Fireworks); Blazing trails for switchers to come.

SD or HD 2 ME Digital Switcher equipped with 16, 24, up to 32 Inputs. Ready to put a spark in your eyes at this year's IBC 2001 (Hall 2, Stand 141), Sept. 14-18.

**FOR-A**<sup>®</sup>  
INNOVATIONS IN VIDEO  
and AUDIO TECHNOLOGY

Circle (146) on Free Info Card

For more information, contact :

**FOR-A CORPORATION OF AMERICA**

2400 N.E. Waldo Road, Gainesville, FL 32609, U.S.A.

- West Coast Office
- Central/Southern Office
- East Coast Office

**FOR-A CORPORATION OF CANADA**

425 Queen St. W. #210, Toronto, Ontario M5V 2A5, Canada

<http://www.for-a.com/>

TEL : +1 352-371-1505 FAX : +1 352-378-5320

TEL : +1 714-894-3311 FAX : +1 714-894-5399

TEL : +1 281-550-7521 FAX : +1 231-550-5721

TEL : +1 212-861-2758 FAX : +1 212-861-2793

TEL : +1 416-977-0343 FAX : +1 416-977-0657


## Applied Technology

### Sportvision's RACEf/x and SGI's O2

BY COLETTE CONNOR

If you've watched NASCAR racing recently, you've seen live graphics popping up on-screen providing real-time in-vehicle data along with current place information. What you don't see is the on-site Sportvision truck behind those graphics, which tracks all 43 cars, moving at 200 mph, as well as data on how all six broadcast cameras are panned, tilted, zoomed and focused, continuously throughout the race.

In the Sportvision truck, the producer controls the generation of a graphic effect showing the car's position, with its relative time and place compared to the leader. The crew computes the graphic and keys it on top of the live broadcast video in two seconds using RACEf/x, Sportvision's latest technology, created with and running on Silicon Graphics O2 visual workstations. Sportvision has formed a partnership with NASCAR to feature RACEf/x during every race in the Winston Cup Series through the 2006 season.



Sportvision's RACEf/x running on an SGI O2 workstation during the race. Photo courtesy SGI.

#### Creating graphics for racing

There are three components of the technology: the in-vehicle sensing system, the two-way radio telemetry and the broadcast enhancement system.

According to Stan Honey, president and chief technology officer of Sportvision, a remote in-vehicle sensor system installed in each car measures throttle position, brake and rpm, work-

normal TCPIP structured packet retry system would not work in a racing environment.

The broadcast enhancement system consists of sensors that measure the pan, tilt, zoom, focus and extender information of each camera, while rate gyros on the cameras measure the bouncing of the platform that the camera is mounted on, and inclinometers

### Sportvision's RACEf/x also could potentially drive applications such as the "holy grail" of video games — live racing in a real race.

ing as a kind of extended GPS system, in conjunction with inertial sensors and a 3D track model.

For the two-way telemetry, to and from the cars, Sportvision built a 900MHz spread spectrum slotted system that allows

them to send control and GPS differential correction information to the vehicles, which return real-time position updates and the sensor information. Sportvision created the custom telemetry system to send packets with high redundancy in order to increase the likelihood of getting the packets in time for live broadcast. Honey noted that a

measure the tilting of the platforms. All of the information is telemetered back to the Sportvision truck.

A crew of six travels to each race with the Sportvision truck for setup, operation of the system and tear-down. During the live broadcast, RACEf/x is operated by two Sportvision employees and one broadcaster employee, who is on an intercom with the producer and runs the effects control panel.

According to Honey, the broadcast feed is delayed for about two seconds, while the broadcast producer indicates what data to highlight and display. Sportvision uses its own software on five Silicon Graphics O2s to render the graphic highlights in real-time by computing the 3D location of the cars, accounting for the location of the cameras and the distortion of the lenses, and geometrically determining where all the highlights should be located. The graphic is then keyed over the program feed, which then goes via the backhaul to the broadcast studio for distribution.

THE-1 for

# Extreme Detail



## THE-1 HDTV Encoder

- Professional ATSC/MPEG-2 Modular Media Delivery Platform
- 4:2:0 and Studio Quality 4:2:2 Video Processing
- Transport Stream Rates Exceeding 100 Mbps for Demanding Applications



[www.tiernan.com](http://www.tiernan.com)

Circle (147) on Free Info Card

Tiernan USA	858-587-0252
Tiernan UK	44-1420-544-200
Singapore	65-325-1951
Latin America	561-988-1210
East Coast USA	831-579-4950

[www.radynecomstream.com](http://www.radynecomstream.com)



Ward-Beck terminal gear.  
First choice for quality connections.

### Serialboxx



Digital/Analog audio & video cards  
Manage your connections

### XTM4



Extended range meter  
Monitor your connections


WARD-BECK

## Get Connected

### Ward-Beck

Toronto Ontario Canada  
800 771 2556  
Portland Oregon U.S.A.  
866 771 2556

[www.ward-beck.com](http://www.ward-beck.com)



FOX Sports used the SGI O2 to run in-house graphics software during its coverage of the racing season.

Honey also noted they have a demodulator that accepts all of the data from the cameras, and an industrial PC, called the Gather Computer, that takes that data and makes it available to the other computers. A time-synchronizing computer measures and resolves the ambiguity between the TV time and the GPS time, which is the time that is used to measure the location of the racecars.

Honey notes that Sportvision chose the O2 for its reliability, clean architecture and its ability to input and manipulate digital video signals in main memory and then output digital video.

In the case of FOX Sports, which has the rights to broadcast the first half of the NASCAR racing season for the next six years, the Sportvision truck created the pointers that identified which car was which. Information was fed from the truck to the FOX Sports truck, into a Silicon Graphics Onyx2 graphics system running Discreet frost and FOX Sports' in-house created software.

The graphics for the NBC and TNT broadcasts, which cover the second half of the NASCAR season, will be created solely by the Sportvision truck. NBC will customize RACEf/x to fit into their programming, and Sportvision is currently implementing those graphics to give each network's NASCAR coverage its own unique

look. One additional computer and a delay line will be used in the Sportvision truck to key the additional graphics on the program.

### Future plans

Sportvision, headquartered in New York City, was among the first customers to receive beta units of the new Silicon Graphics O2+ workstation at their research and development facilities in Mountain View, CA. The new workstation will offer 47 percent faster compute and 32 percent faster graphics, as well as double the system memory and hard disk.

While it is yet to be determined exactly what role the Silicon Graphics O2+ might play in Sportvision's future, the company is already looking at real-time ways in which viewers can take advantage of the data that the RACEf/x system generates. As Honey says, viewers might be able to watch the race from above or inside any car. A unique rendered version of the race also might be available. He anticipates that the data also will drive applications such as interactive TV or the "holy grail" of video games — live racing in a real race. ■

For more information on SGI's O2, circle (451) on Free Info Card.

Colette Connor is a freelance writer reporting on the advances of digital content creation and related technologies. She is based in New York.

Circle (148) on Free Info Card



# cantus

More Reliable than Analog!



24/7 on-air work demands reliability. The CANTUS Digital Console by STAGETEC has demonstrated that reliability in over 130 installations worldwide. Day in, day out. And since CANTUS is all digital, there are no analog pots and switches to go noisy or open. CANTUS — Simply better than analog!

- Fiber Optic Interconnect of all hardware
- LCRS, E.1, 7.1 Surround Panning
- Integrated digital NEXUS I/O plant-wide router
- N-1 with Auto Talk-Around™
- No fans, low power consumption, very low weight
- Totally Hot Swappable
- German Reliability and Audio Quality

#### US Distribution by:

**GMA, LLC**  
18314 Kinzie St  
Northridge, CA 91325  
Phone: 818 701 6201  
Fax: 818 701 9545  
Email: fader@pacbell.net

**STAGETEC GMBH**  
Industriegebiet See  
D-96155 Buttenheim  
Germany

Phone: +49 9545 440 300  
Fax: +49 9545 440 333  
Email: sales@stagetec.com  
www.stagetec.com



Circle (149) on Free Info Card

# Telestream's FlipFactory Pro

BY DAVID HEPPE

The march of technology has brought many advances to the broadcast industry. Stations today enjoy crystal-clear HD picture quality, nonlinear editing, sophisticated graphics and vastly more efficient archiving, and these are only a few improvements. But with new digital devices come differing file formats and standards. An increasing number of digital transmission devices, like on-air servers, news servers and edge delivery systems, have varying file formats and content file data. Many stations face incompatibility between file formats when moving digital media and its associated metadata between different digital devices or when preparing it for a Webcast.

This type of problem is as frustrating as it is typical. What stations need is a way to easily transport media within, and between, facilities. However, there is no universally accepted digital media format that can be used by all of the devices. Media exchanged processes have usually involved manually going back to baseband video and re-encoding the media to another digital format. But exchange via baseband video and machine control is awkward as well as inefficient. Repurposing content into streaming media also increases the need for automated translation. An efficient solution for media transport is needed.

So, with a couple of key enabling technologies — the increasing power and speed of general purpose servers, and modular scalable software applications — flexible universal format translation for broadcast facilities is now possible, allowing direct digital file-based media transfer between devices and facilities.

Telestream's FlipFactory Pro facilitates this task in a number of ways. First, an automated transcoding feature enables broadcasters to convert digital media from one file format or bit rate to another. It automates the process of transcoding and delivering streaming media di-

rectly from broadcast servers to streaming servers, in popular formats like MPEG, QuickTime, DV, Windows Media, RealVideo and WAV. This is key to improved format translation.

It not only "flips" media into those popular streaming formats, but also supports leading broadcast servers in-

structure changes. On the other hand, if the MPEG bit rate needs to be changed to save storage space, a software solution can utilize the motion vectors and keep the media in DCT space, preserving picture quality better than decompressing all the way to baseband.

Not only can the streaming automa-

**There are at least two separate groups in the format wars, which means separate, incompatible formats for the foreseeable future.**

cluding GVG Profile, Pinnacle MediaStream, Sony MAV-70, SeaChange MediaCluster, the Leitch VR series and Omneon Networked Content Server. One application is the standardization of MPEG files. All MPEG file formats have not developed as equals between manufacturers. For instance, a station's on-air server might be a GVG Profile, while its new newsroom solution might be from Pinnacle with a Mediastream server. Although they both talk and play MPEG, their metadata and file structures differ enough that they cannot be exchanged and played directly.

While server manufacturers are trying to get together on a common file format, there are at least two separate groups in the format wars, which means separate, incompatible formats for the foreseeable future.

FlipFactory Pro facilitates the transfer of files between edit systems, broadcast servers and archives. The software maintains the highest level of broadcast quality with the least amount of manipulation of the video data possible.

This offers benefits for broadcasters wishing to transfer media between two MPEG broadcast servers at the same bit rate/GOP structure. With software translation the source MPEG video remains untouched (preserving picture quality), and only the necessary metadata and file

tion software move media directly on or off a broadcast server, it also can automatically repurpose valuable broadcast content for the Web, using multiple formats — such as Real Media, Windows Media and QuickTime — at multiple bit rates. This function allows users to reduce the time and money spent repurposing programming for the Internet. For instance, users working on a news segment can submit a media source file such as a DV file into a "factory" configured on the FlipFactory Pro's standard Windows NT server to produce the MPEG version for the broadcast server as well as all the streaming formats desired. The software then delivers all the resulting files to their respective servers. Users can complete the process with the push of a button.

This capability is only a glimpse of what is to come. It is important to note that the advantages of a software-based media format transcoding solution lie in providing scalability to meet increasing translation needs, as well as adaptability and flexibility to handle future formats and standards.

For more information on Telestream's FlipFactory Pro, circle (452) on Free Info Card. ■

*David Hepppe is vice president of marketing and business development for Telestream.*

# STUDER

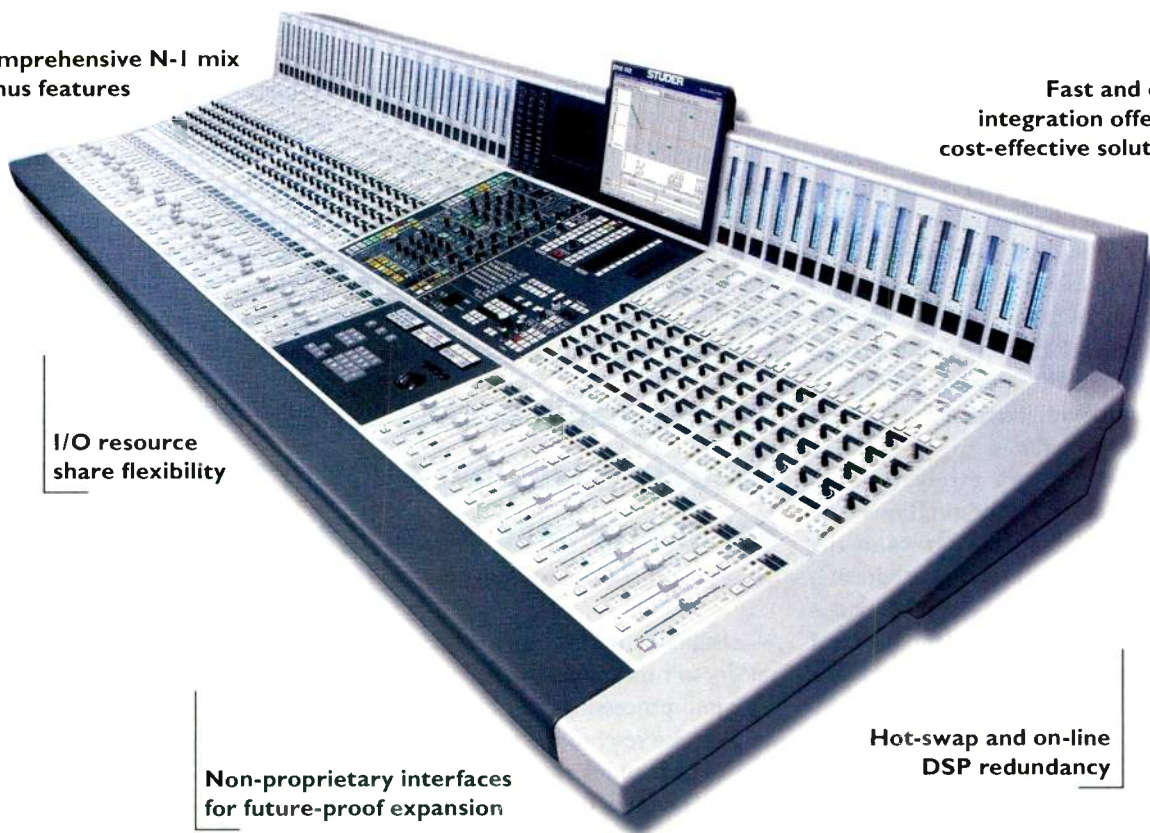
Comprehensive N-I mix minus features

Fast and easy integration offering cost-effective solutions


I/O resource share flexibility

Non-proprietary interfaces for future-proof expansion

Hot-swap and on-line DSP redundancy



## On-Air Broadcast and Television Production



The Studer D950 M2 digital audio console provides a familiar and easy to use control surface ideally suited for those fast-moving news-breaking moments, or for more complex production occasions.

Every Studer console is fully supported by the Studer no-compromise approach to customer care, training and technical support. With more than 100 Studer D950 audio consoles installed world-wide, we know what it's like to have our reputation on the air - continually.

Over the last 50 years, Studer's name has become synonymous with reliability. Thousands of TV broadcasters all over the world put their trust and their professional reputation in our hands. Because our technology will not let them down.

### Studer North America

Main Office:  
 Toronto, Ontario M3B 2M3  
 Phone +1 416 510-1347  
 Toll Free 866 269-0000  
 Fax +1 416 510-1294  
 eMail [studer@mail.studer.ca](mailto:studer@mail.studer.ca)

Because it is by Studer. [www.studer.ch](http://www.studer.ch)

Call 866 269 0000 for more information about the Studer range of digital and analog broadcast products.



Circle (150) on Free Info Card

# Solid State Logic's broadcast consoles

BY NIALL FELDMAN AND MARK YONGE

To say a broadcast mixer can be any mixer used for broadcasting is avoiding the question. Any audio mixer can be connected to a transmitter, and a self-op on-air or presentation mixer can be (and often is) used to record discussions and music programs. But what are the differences between a music mixer and a broadcast mixer? The answer, briefly, is communications, control systems and monitoring facilities.

Recording mixers rarely need to communicate with destinations any more remote than the artists in the studio. Broadcast mixers are part of a larger system, sharing sources via a switcher, supporting telephone and remote facilities and specialized monitoring. Recording mixers have lots of mono channels, all with highly sophisticated dynamics and EQ and integral multitrack tape routing and monitor returns, but no subgroups. Broadcast mixers have a mixture of mono and stereo channels with fairly simple dynamics and EQ, subgroup faders and no timecode-based dynamic automation.

Because an assignable control surface needs a digital control system, many people assume that the converse is true

— that a digital audio console must be assignable. In broadcast applications, this casual assumption needs to be tempered with an imperative need for real-time control. It is easy to conceive a nightmare vision of trying to handle a complex network news show on a console with a single fader or just a mouse or a touch screen. Let's be clear

## An assignable control surface needs a digital control system, but a digital audio console does not always need an assignable control surface.

— assignable means digital, but digital doesn't mean assignable.

Digital processing not only brings fast, precise reset to the broadcast studio, digital audio routing allows the mixing console to embrace a wider role. A major feature of all Solid State Logic "A Class" consoles is their large-scale audio routing and data control system. This provides bidirectional audio plus networked control for multiple channels of digital audio, using fibre cable where necessary. Remote audio input/output (RIO) units, which may be analog or digital, may be sited more than a mile from the console. SSL's remote-controlled microphone inputs allow the operator to adjust a range of analog preamp parameters, channel by channel, directly from the console.

Routing capacity may be extended by the addition of SSL's Hub Router to manage more than 2000 inputs and outputs. Audiosamples are re-clocked at routing nodes to ensure jitter-free operation;

sample-rate conversion takes place as necessary in the remotely mounted digital RIOs. SSL's Switcher Interface allows a conventional routing switcher to control routes to selected outputs within the console system. Up to 254 inputs and 128 outputs may be set up as "external switcher" sources and destinations. Control from the switcher uses

the widely accepted Pro-Bel General Switcher Protocol, enabling any control position in a studio to access SSL audio for remote monitoring, and providing a cost-effective audio-follow-video routing system.

Finally, it is almost a maxim that today's technology will be obsolete in a few years. This is a significant concern for investors with business plans that need to take a longer view about the value of their capital equipment. This underpins SSL's recent introduction of its HS processor and the latest A-series Plus consoles. The fact that this leading edge processor technology is available to upgrade customers' original Aysis Air, Avant or MT consoles extends both the capabilities and value of the console, with minimum impact on operator training and console productivity. An example of how SSL's unique policy of product development ensures that the customers can benefit from the latest hardware and software, without unnecessary control surface makeovers.

*For more information on Solid State Logic's "A Class" consoles, circle (450) on Free Info Card.*

*Niall Feldman is director of product marketing and Mark Yonge is broadcast market manager at Solid State Logic.*



**Bruce Davies, product executive at Solid State Logic, works at the new MT Production (MTP) digital console at SSL headquarters in Oxford, U.K.**

## ***Helping broadcasters reach new heights.***

Broadcasters today need dependable, cost-effective ways to meet new challenges. SpectraSite Broadcast Group delivers industry-leading technical skills in tower infrastructure. The best-known names in towers are part of the SpectraSite team.

### **Stainless Towers**

Stainless engineering draws on decades of worldwide experience. Half of the tall towers in the U.S. are Stainless. The result is tower designs that perform as expected without costly delays.

### **Doty Moore**

More than half the DTV antenna systems on-air today were installed by Doty Moore, a name that means competence and safety in large-scale tower construction and modification projects.

### **Analysis and Modification**

SpectraSite Broadcast Group has a large staff of highly skilled structural engineers to analyze towers. In some cases, modification of a tower is a better solution. In this highly specialized work, we are the industry leaders.



**SpectraSite**  
Broadcast Group

5601 N. MacArthur Blvd.  
Suite 100  
Irving, Texas • 75038  
972.550.9500  
[www.spectrasite.com](http://www.spectrasite.com)

Circle (151) on Free Info Card



## Routing switchers: POTS, routers and switches

BY JOHN LUFF

**W**hat constitutes routing today is not what it once was. Electronic switches were developed to expand the capability of facilities, improve quality and reduce reliance on mechanical patching systems. It became more and more difficult to support large systems of distribution amplifiers and patch panels.

In some ways television routing is less complex than the telephone switchboards of decades ago. NTSC and SDI systems are inherently unidirectional. POTS service is inherently bidirectional. A video routing switcher only needs to open a circuit from one input to one output, unlike a POTS or computer network connection that must manage bidirectional service. Video topology is different. A device with an input and output, for instance a VTR, requires two circuits. Both are switched independently, but the topology of video facilities today supports only point-to-point, always-open connections.

One solution to fostering the growth of video facilities about 25 years ago, was to provide an electronic patching system where fewer distribution amplifiers were necessary because every input was available to all outputs simultaneously. A routing switcher could reduce complexity and improve performance. But as the number of

inputs and outputs grows the total count of crosspoints grows. A 20x20 system has 400 crosspoints, while a 100x100 system has 10,000 crosspoints. The cost of the system was directly related to the number of potential paths. In the above system the crosspoints account for 98 percent of the circuitry.

control system as a "level" for each signal type. It also wastes resources to expand the router in a flat system where every signal is available to every output even if the logical connection is invalid. In a system with AES and SMPTE 292M, there is no intrinsic reason for using a single fabric for switching both. However, signal types

### As the number of inputs and outputs grows the total count of crosspoints grows.

In some newer digital systems the switching is done in a time domain switch where the crosspoints are "virtual," and though the complexity is high the cost is less. (See Figure 1.) This is done by using time domain multiplexing of the signal within the switcher. Some manufacturers have designed such switchers. In a small switch the cost of the multiplexing equipment will swamp any savings, but in large systems the cost can be significantly reduced and new capabilities provided. For instance, consider a large central switch that actually consists of several smaller distributed time domain switchers. Inputs and outputs could be wired to nearby connection frames, but the actual time domain multiplexed signals can be connected to multiple frames, creating a fabric where any output can access any input without regard to the location of the input. This reduces the length of I/O cables, and thus the cost of implementation, without resorting to tielines between discrete routers.

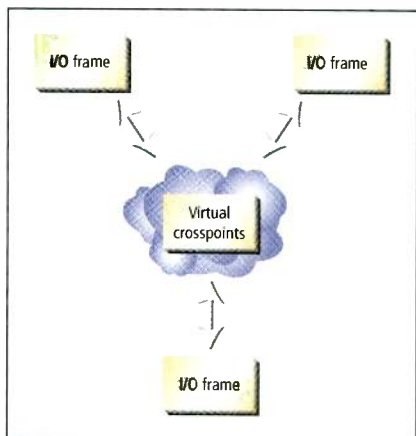
What about bandwidth? Today services exist in video facilities that vary in required bandwidth from under 100Kb/s to 1.485Gb/s, a difference of four orders of magnitude. The complexity and range of signals to be switched seems to expand at least annually.

It is no longer always practical to have individual routers, treated by the


can be combined in one flat matrix — especially where the structure uses time domain crosspoints — to save implementation cost in the end, particularly in large and complex systems where many signal types are present.

It is common today for video routers to accommodate signals from below 10Mb to 1.5Gb. This combines at least SMPTE 292 with conventional SDI signals. By doing so, a television station facing the implementation of a digital plant and the addition of DTV can save by not buying two routing frames. Such routers often offer reclocking at only one rate. The ability of SMPTE 259M to travel reliably about 1000 feet without signal restitution, and the relatively small number of devices the signal passes through without processing and reserialization into SMPTE 259M, makes reclocking for SDI signals less critical than it is for HD-SDI where the signal can only traverse a few hundred feet of cable before reclocking is important. As a result some manufacturers have chosen to make their routers reclock at only 1.485Gb.

A few years ago the cost of the line drivers, serializers and de-serializers for SMPTE 292M was very high. Fortunately these costs have dropped significantly. The difference in cost between a wideband router and an SDI router can be as little as 10 percent.



In newer digital systems, switching is done via "virtual" crosspoints.



If its

# SIZE DOESN'T AMAZE YOU

the control we've packed in certainly will

Control the Trinix digital video router right from the Web.



**We've added a little something to Trinix™, our newest family of digital video routers.** It's called Broadlinx™ technology—and it gives you the stand-alone

Web control and monitoring you've always wanted. We've managed to tuck Broadlinx into what's already an amazingly dense little product (128 x 128 in just 8RU, 256 x 256 in 15RU). Plus, Broadlinx is available in a wide range of THOMSON multimedia Broadcast Solutions products, allowing you simple, centralized SNMP/HTTP monitoring and control of your entire network. It's the kind of product performance you can expect from the same team that created the Venus 2001™ router.

If you haven't seen this little box yet, be sure to fit in a visit to **IBC Stand Number 8.171** or [www.broadcast.philips.com](http://www.broadcast.philips.com) and see just how much network control we've fit in for you.



TRINIX

**THOMSON** MULTI  
BROADCAST SOLUTIONS MEDIA

©2001 THOMSON multimedia Broadcast Solutions. All rights reserved.

Circle (152) on Free Info Card

It seems prudent to give serious consideration to a wideband system today. The insurance it gives is well worth the marginal difference in cost. In the future the distinction will reverse itself and the common implementation will be wideband.

Inside a video facility many devices today are being equipped with monitoring and status reporting capabilities that require bidirectional topology. If you "route" a signal to a monitoring station it would be valuable to send status and control information at

engine. It could have access to a multiplexed fabric of virtual crosspoints without having any of those circuits itself. It could process entirely in the time domain, and deliver the result back to the fabric in its assigned time slot. Individual functions within a production switcher could be available to the whole system without tying up the whole production switcher. For instance, master control could access a keyer for a weather crawl without having a discrete keyer of its own. But such holistic approaches to facilities require seamless bidirectional topology not only for signal interconnection, but also for control, status and monitoring.

## Though complexity is high with virtual crosspoints, the relative cost is less.

The future will hold the convergence of many factors that may fundamentally change the way circuits are set up and managed in video facilities. For instance, DTV can only deliver unidirectional service without additional back-channel capability. The digital RF broadcast service mandates no return circuit to support interactivity. However, deliver the same ATSC stream via a network connection like fiber to the home and it may well become valuable for the originating system to be aware of the status and capabilities of the receiver.

the same time, using the minimum number of levels for the routing system. In fact the concept of "levels" could become unnecessary if the video circuit is bidirectional and carries the program services (video and related audio), metadata, status and monitoring, and control.

This is a change at the very core of video facility design. It is not difficult to envision a television plant as a fabric where devices provide input and accept output in an unconventional view. Consider a production switcher that is viewed as only a processing

One major manufacturer announced at NAB this year that in the future every device they build will be designed with Ethernet addresses and connections. Wouldn't it be easier to put an ATM connection that carried everything on the device? What if such a system were built where access to video would not require that bandwidth be held in reserve to audio, and where the device being "served" could simply ask for status when it wants it, audio when it needs it or perhaps only the luminance video channel if a luminance key is the objective? In such a system the multilevel router of today would become redundant. Only the switched fabric of the "video network" would be needed, and each device would only need access to a homogeneous single network connection. Scopes would simply request the data they need to display the intended signal. Digital audio mixers could request the signals in digital form as they are needed instead of having tons of unused input and output connections. Routing has been at the core of television facility design for more than a quarter of a century. Today the topology issues, which include issues of how to grow complex systems at affordable cost require rethinking of how routing is viewed in the global context. ■

*John Luff is vice president of business development for AZCAR.*

### Digital Video Conversion and Interface Products by AJA Video

<b>PCI Cards</b>	
HD-NTV PCI Bus HD-SDI Video Interface/Framestore	\$7900
SD-NTV PCI Bus SDI Streaming Video Interface	\$2,395
<b>Miniature Converters</b>	
HD10C HD-SDI D/A Converter w/SVGA Mode*	\$2,495
HD10M HD Analog to NTSC Monitoring Downcnvrtr.*	\$ 800
D10C SDI to Component Analog Converter, 10-bit *	\$ 800
D10A Component Analog to SDI Converter, 10-bit*	\$1,200
D4E Serial Encoder, SDI to NTSC/PAL or Y/C*	\$ 250
D5CE Serial Encoder, SDI to NTSC/PAL /w Component*	\$ 375
D5D Decoder, 3-line Comb Filter, NTSC/PAL to SDI*	\$ 595
DWP Power Supply, 110 Volt (*requires power supply)	\$ 40
<b>Rack Mount Products</b>	
R20D Decoder, 5-line Comb, NTSC/PAL to SDI, 10-bit	\$1,300
R20E Encoder, SDI to NTSC/PAL or Component, 10-bit	\$1,300
FSG Frame Sync/Genlock Module (fits R20E/D Cards)	\$ 600
R44E Four Channel SDI to NTSC/PAL Converter	\$ 990
RD5AD Dual Universal A/D Converter NTSC/PAL or Component to SDI	\$1,600
RD5CE Dual Universal D/A Converter SDI to NTSC/PAL or Component	\$1,300
R5CE Universal Monitoring Distribution Amp, 1X4	\$ 590
FR1D 1-RU, Forced-Air Cooled, 4-Slot Frame, Dual Power Supply	\$ 895
FR2D 2-RU, Forced-Air Cooled, 10-Slot Frame Dual Power Supply	\$1,490

www.aja.com  
toll free 800-251-4224  
international 530-274-2048

AJA VIDEO

Circle (135) on Free Info Card



# MTP... ENSURING YOUR PRODUCTION NEVER BECOMES A DRAMA

Keep your cool with MTP Production (MTP), the new compact digital console dedicated to large-scale multitrack mixing for television and music.

Designed to meet the needs of the world's leading production facilities, MTP incorporates powerful HS processing, to allow instant response to any changes the production demands.

Beneath the proven and familiar control surface, a host of production features provide secure, relaxed operation, even under demanding operational conditions.

- + Massive I/O capability - 192 inputs to mix within a small footprint, 48 fader frame
- + 48 multitrack busses provide clean feeds, mix-minus outputs and simultaneous 5.1 and stereo mixing
- + Discrete control surface allows instant access to the tools you need, the moment you need them
- + Wide-angle TFT screen with advanced graphics and tactile INFO faders provide outstanding information feedback
- + Redundant power supplies, hot-swappable faders and ultrafast start-up features make MTP perfect for mission-critical environments
- + Instant recall of all channel parameters and signal routing streamlines operation and allows fast turn-around
- + Unrivalled SSL quality, support and service

MTP - the perfect solution to the challenges of television and music production.



## GET YOUR SHOW ON THE ROAD WITH MTP MOBILE

MTP Mobile provides all the benefits of MTP Production, in an even more space-efficient configuration. Designed for trucks and wherever space is at a premium, MTP Mobile features a reduced size, yet fully featured centre section. Its compact frame allows up to 95 faders controlling 192 inputs to be accommodated across the width of a standard truck.

## Solid State Logic

INTERNATIONAL HEADQUARTERS

Begbroke Oxford OX5 1RU England Tel: +44 (0)1865 842300 Fax: +44 (0)1865 842118  
Email: sales@solid-state-logic.com www.solid-state-logic.com



Circle (154) on Free Info Card

NEW YORK  
+1 (212) 315 1111

LOS ANGELES  
+1 (323) 463 4444

TOKYO  
+81 (0)3 5474 1144

PARIS  
+33 (0)1 3460 4666

MILAN  
+39 039 2328 094

TORONTO  
+1 (416) 655 7792

SINGAPORE  
+65 (0)438 2272



## EDIT DESK

**Winsted Corp. E4242:** the unit consists of 59" wide, curved main desk which is 30" deep with a 15" deep monitor riser set at viewing height in the back for an ergonomically designed wraparound working environment; the two side rack cabinets have 24-1/2" (14U) of equipment space and each has a 33-3/4"W x 35"D laminated table top providing more equipment or monitor space; end cabinet are 31" high, which allows them to nest with the 34" main desk when moved together; 952-944-9050; fax: 952-944-1546; [www.winsted.com](http://www.winsted.com).

Circle (350) on Free Info Card

## CLASSIC "ON-AIR" LIGHT

**CBT Systems On-Air light:** features traditional sand casting, bright finished aluminum housing, plexiglass window and modern high output LED array; unit is UL Listed; easily installs on a standard 2-gauge j-box; optional legends and flasher module available; 858-536-2927; fax: 714-957-8138; [www.cbt-net.com](http://www.cbt-net.com).

Circle (362) on Free Info Card

## UHF TRANSMITTERS

**Rohde & Schwarz UHF transmitters:** operate in the low-power range from 50W to 200W (digital) and 100W to 200W (analog); air-cooled low-power transmitters equipped with LDMOS transistors and an integrated analog, OFDM or 8VSB coder; series of transmitters are based on MOSFET amplifiers and designed for a range from 2kW to 20kW and 800W to 5kW for DVB-T or ATSC; can be converted from analog to digital by simply replacing the encoder module in the exciter; +4989/4129-11765; fax: +4989/4129-13208; [www.rohde-schwarz.com](http://www.rohde-schwarz.com).

Circle (352) on Free Info Card

## MULTICHANNEL DIGITAL EFFECTS SYSTEM

**Lexicon 960L 2.5:** version 2.5 includes more than 100 new factory programs utilizing seven newly developed stereo and multichannel delay algorithms; includes two additional stereo and multichannel 96kHz reverb algorithms; available at no charge, for a limited time, to 960L owners who register their 960L online; 781-80-0300; fax: 781-280-0490; [www.lexicon.com](http://www.lexicon.com).

Circle (353) on Free Info Card


## MONITORING ENCODER

### Crystal Vision MON210:

provides monitoring quality conversion of SDI to PAL/NTSC or Y/C, and replaces the MON204; provides five composite outputs for each channel when using the new RM18 frame rear module; can be used with the RM01 rear module to access two outputs per channel or with the RM02 for four

outputs of the first channel and three of the second; +44 (0)1223 506515; fax: +44 (0)1223 506514; [www.crystalvis.com](http://www.crystalvis.com).

Circle (354) on Free Info Card



## EDITING STATIONS

**Incite Multimedia Incite Editor:** Windows NT/2000-based NLE designed for the Matrox DigiSuite hardware product family; now integrated with Matrox's MAX card and real-time VIA support for greater CG capabilities; provides an easy-to-use interface featuring a fast-cutting and thorough toolkit; Incite Audio Plus also is entering the market; +41 22 308 57 57; fax: +41 22 308 57 58; [www.inciteonline.com](http://www.inciteonline.com).

Circle (355) on Free Info Card

## DATA/VIDEO CABLE

### Comprehensive Video Group CVC-C5E+/HR:

suitable for data and high-resolution video; provides up to 350MHz bandwidth; is a low-cost solution for high-resolution video transfer and is easy to install and pull; features 24 awg solid, bare copper construction, low attenuation and crosstalk for maximum signal transfer; 800-526-0242; fax: 201-229-0262; [www.comprehensivevideo.com](http://www.comprehensivevideo.com).

Circle (361) on Free Info Card



## MPEG EDITING PLUG-IN

**Applied Digital ShearMPEG:** performs frame-accurate cuts edits on I.P or B frames in long or short GOP MPEG-2 format on the Speed Razor timeline; ideal for newsclip gathering, asset management, trimming and splicing MPEG spots, segmenting batch-encoded files and editing long format material; MPEG material received from satellites, servers or other sources can be edited in MPEG and output directly; 352-338-0516; fax: 352-338-1108; [www.applied-digital.com](http://www.applied-digital.com).

Circle (356) on Free Info Card

## DIGITAL AUDIO NETWORK ROUTER

**Wheatstone BRIDGE 2001:** features bidirectional fiber optic or CAT-5 interlocation connectivity, all digital domain AES switching, analog or digital inputs and analog and digital outputs; 252-638-7000; fax: 252-635-4857; [www.wheatstone.com](http://www.wheatstone.com).

Circle (351) on Free Info Card

Is the video jack you're using today designed for the signal standards of tomorrow? If not, it's time you started thinking about Switchcraft's video jack.

Engineered to be ahead of its time, our video jack *already meets the SMPTE 292M specification*. Our new HD Series delivers consistent characteristics across the bandwidth, offering you the reliability you need now...and the required performance for tomorrow.

The capable HD Series is available in our complete line of video patchbays, both

one and two rack units, 24 or 26 jacks. No matter what your needs are, we're prepared to deliver.

The future will be here before you know it. So why not be prepared? Call us today for more information about our complete line of video and audio products.

Meets the  
SMPTE 292M  
Specification



VJHD75T

**WILL YOUR  
CURRENT VIDEO  
JACK TAKE YOU  
INTO THE FUTURE?  
OURS WILL.**

Switchcraft, Inc.  
5555 North Elston Avenue  
Chicago, IL 60630  
Phone: 773-792-2700  
Fax: 773-792-2129  
sales@switchcraft.com  
www.switchcraft.com

**Switchcraft®**

www.switchcraft.com

Circle (155) on Free Info Card

## MULTIFLEX DTV SERVER

**Accom Abekas 6000:** features eight digital video channels and RAID-5 disk array to deliver both DVCPRO and MPEG-2 compression; fully DTV ready, accepting and supplying both serial digital video and AES/EBU digital audio signals; ideal for use in digital video production, digital video post production, news editing and playout, program cache and playout, advertisement spot cache and playout, and program materials distribution; 650-328-3818; fax: 650-327-2511; www.accom.com.

Circle (358) on Free Info Card

## POST PRODUCTION SYSTEM

**AMS Neve Logic 35C:** fully networkable post workstation offering high-speed editing and mixing; ESP menu-free mixing gives users all the channels, outputs and automation needed to deliver complex mixes quickly and efficiently; includes the new DSP ToolBox, a range of advanced DSP plug-ins; 212-965-1400; fax: 212-965-3739; www.ams-neve.com.

Circle (359) on Free Info Card

## ONLINE CHARACTER GENERATORS

**Aston Red and Aston Blue:** combine purpose-built VLIW graphics processing power with PowerPC G4 technology to deliver a high level of speed and functionality to the broadcast user; they exploit Aston's Vivid multi-processor architecture, providing high-speed rendering and huge animation capabilities, while maintaining full compatibility with Aston's other CGs; +44 (0) 1252 836221; fax: +44 (0) 1252 837923; www.aston.tv.

Circle (357) on Free Info Card

## TRANSFER STATION

**Euphonix AES31:** uses Broadcast Wave files, compatible with most audio software; utilizes a high-performance PC running under Windows 2000, and ships with two 100Mb/s Ethernet NICs; two spare PCI slots allow integration of additional network or SAN interfaces to customize the system to an existing network architecture; 650-855-0400; fax: 650-855-0410; www.euphonix.com.

Circle (360) on Free Info Card

## FAST STUDIO-NATIVE EDITING

**FAST Multimedia blue:** every native DV, DVCAM, DVCPRO 25, DVCPRO 50 and MPEG IMX transfer in 2- or 4x real time; native parallel crossover output and playback in real time of all formats mixed in one timeline, including real time playback of AVI open DML, graphics, 16 audio tracks and effects; +49-89-50 20 6-207; fax: +49-89-50 20 6-199; www.fastmultimedia.com.

Circle (363) on Free Info Card

## DIGITAL VIDEO PROCESSING SYSTEM

**Fiber Options B742AV:** features 24-bit dual-channel audio processing; dual 10-segment LED displays provide for complete monitoring of transmitter and receiver operation; signals monitored include input video, output video, audio input and audio output levels and the received optical signal; 631-567-8320; fax: 631-567-8322; www.fiberoptions.com.

Circle (364) on Free Info Card

# BROADCASTERS...

## "Your Digital Transition Strategy"

Cover the Community of License **NOW**


&

Replicate the NTSC signal in **2004**

*Here is how to do it!*

### Low Power DTV

Cover Community of License  
Low Cost DTV start-up  
Postpone High Power Investment




As low as **200 Watts**

Built in remote control  
Program Logic Controller (PLC)  
EMCEE Exciter & Amplifiers  
8VSB Modulator  
3 year Warranty

### Upgrade to High Power DTV

Replicate NTSC coverage area



IOT or CEA tubes up to **120 KW**

Includes up to 100% of the  
Low Power Transmitter (No waste)  
High cost of full power deferred  
two years or more  
3 year Warranty

Option two:  
Upgrade from 200W to as high as  
4.5KW, Solid State



(800) 233-6193 • sales@emceebird.com • www.emceebird.com • www.abs-tv.com

Circle (156) on Free Info Card



Introducing a light that won't keep you awake at night.

The L-864 flashing red beacon from Dialight is designed for marking obstacles that present hazards to aircraft. The extremely long life of Dialight's state-of-the-art, high-flux LED technology significantly reduces annual maintenance due to longer intervals between changes. And the system is backed by a five-year warranty. The light is designed to easily retrofit into existing incandescent systems but consumes 90% less energy. When combined with Dialight's L-810 side lights, it provides a complete LED solution. As a solid-state device, it is resistant to shock and vibration and creates no measurable EMI or RFI. The unique design also assures optimum performance while minimizing ground-lighting effect. The L-864 beacon is ETL-certified to FAA specifications and also meets Transport Canada and ICAO Annex 14 standards. So, any way you look at it, this is one light that won't keep you awake at night.



Circle (157) on Free Info Card



For more information, contact Dialight: 1-800-835-2870, ext. 73;  
fax: 1-800-327-4146; or visit [www.dialight.com](http://www.dialight.com)

©2001 Dialight Corporation. All rights reserved. ENERGY STAR and the ENERGY STAR certification mark are registered U.S. marks.

**Dialight**

a Roxboro Group company

# FIREFOWER

Transform your existing analog audio and video equipment into an important part of your IEEE1394 (DV) digital environment. Laird Telemedia is the world leader in broadcast quality FireWire® media conversion. Our 30 year reputation delivers the longevity and reliability broadcasters demand.

## component



### LTM-5500

Component, Composite, Y/C, Balanced Audio, NTSC/PAL, VU Meters, Bidirectional, Level Controls, 1RU, Made in USA, Optional Full Batch Capture Machine Control Interface for PC and Mac.

## composite



### LTM-5000

Composite, Y/C, Balanced Audio, NTSC/PAL, VU Meters, Bidirectional, Level Controls, 1RU, Made in USA, Optional Full Batch Capture Machine Control Interface for PC and Mac.

**CAPDIV™**  
CaptureWare

**Free Special Offer**  
Laird Media  
Converters Supplied  
with Full Featured,  
Stand-Alone Capture  
Software.

## field fire™



### LTM-FFP

Laptop Editor Companion Media Converter. Component, Composite, Y/C, Balanced Audio, NTSC/PAL, 8.5"W x 9"L x 1.5"H, NP-1 Battery or AC Powered, Cordura Field Case, Made in USA. Perfect Companion for the Avid Xpress™. Optional Full Batch Capture Machine Control Interface for PC and Mac.



For More Information  
800-898-0759 • FAX 845-339-0231  
[www.lairdtelemedia.com](http://www.lairdtelemedia.com)

**BROADCASTERS™**  
INFRASTRUCTURE

Circle (158) on Free Info Card

## WEATHER INFORMATION SYSTEM

### Accuweather Local Digital

**Weather:** PC-based system allows local stations to offer their viewers local weather 24 hours a day; system is designed



for unattended operation and can be customized to insert weather content from the station's weather talent, as well as providing any combination of full-motion video ads, on-screen graphic commercials or logo banners; 814-235-8650; 814-235-8649; www.accuweather.com.

Circle (374) on Free Info Card



## WIDEBAND 32X32 ROUTING SWITCHER

### PESA Switching 300MHz

**Cougar:** delivers 300MHz wide bandwidth performance that preserves crisp images for the highest resolutions of RGB, RGBHV and HDTV applications; housed in a compact 3RU chassis that includes internal dual power and dual controller capabilities; 631-845-5020; fax: 631-845-5023; www.pesa.com.

Circle (366) on Free Info Card

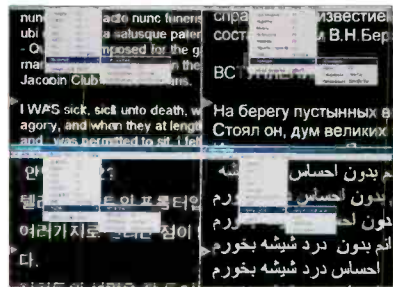


## PROMPTING SOFTWARE

### TelescriptAV:

allows users to prompt in any language within a single version of the program; offers localized versions of the software that can include drop down menus, help files and internal navigation items that will display in the language of the user's choice; 201-767-6733; fax: 201-784-0323; www.telescript.com.

Circle (367) on Free Info Card



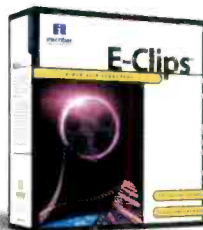
## LOGO INSERTION

**Inscriber E-Clips:** allows for easy placement of logos and clocks; users can adjust the duration and transparency levels of the effects; NT-based

system controls VTR events, playout and capture of live events, as well as playing full-screen graphics directly from an intuitive interface;

519-570-9111; fax: 519-570-9140; www.inscriber.com.

Circle (368) on Free Info Card



# Think of it as alphabet soup for the digital soul.

This is a must-attend seminar for all decision-makers involved in television & production.

November 28-30, Hyatt Regency Grand Hall, Atlanta, Georgia

The **Digital Television** conference provides the expertise and training you need to make your facility successful in

today's increasingly competitive world. It provides intensive and specialized instruction in the latest in DTV

technology, operations and practices. Don't let your career—or facility—miss this opportunity.

Brought to you by:

**Broadcast Engineering  
millimeter  
Video Systems**

**World Broadcasting Engineering**

**DIGITAL  
TELEVISION2001  
CONFERENCE & EXHIBITION**

For more information contact: Christina Toole • Phone: 913-967-7556 • Toll free: 800-653-9621 • Fax: 913-967-7251 • Attn: Christina Toole • Mail: DTV2001 Seminars • 9800 Metcalf Ave • Overland Park, KS 66212 • USA  
Web Site: www.dtvconference.com

# Now Shipping

## QUAD-SPLIT PROCESSOR

**Miranda Tango:** the 4:2:2 quad-split processor is designed to simultaneously handle up to four full-resolution video signals on a single display; exhibits each 4:2:2 SDI input on a computer, projection or plasma display, with a universal RGBHV output formatted in either an NTSC/PAL composite or a Y-only analog signal that allows the quad to be distributed and routed throughout the facility; now shipping; 514-333-1772; 514-333-9828; [www.miranda.com](http://www.miranda.com).

Circle (370) on Free Info Card



## UNIVERSAL FORMAT DDR

**Accom WSD/2Xtreme Digital Disk Recorder:** now shipping with the DDR option is the Work Station Disk/High Definition; now available with Digital Audio and Video Interpolator options, a turnkey solution supporting Windows Media Encoding of standard- and high-definition video formats for the professional marketplace as well as the DDR; 650-328-3818; fax: 650-327-2511; [www.accom.com](http://www.accom.com).

Circle (371) on Free Info Card



## STUDIO EDITING VTR

### Panasonic AJ-D455:

now shipping; model offers DV-format recording; records in DVCPRO, standard DV and mini-DV formats, and plays back DVCPRO, DV and DVCAM formats, thereby meeting today's applications from IEEE-1394-based desktop editing to fast-paced tape-to-tape news editing; in both record and playback, a cassette detection function automatically selects the proper mode for the type of cassette loaded; 800-528-8601; fax: 323-436-3660; [www.panasonic.com/broadcast](http://www.panasonic.com/broadcast).

Circle (369) on Free Info Card



## NONLINEAR EDITING AND WEB STREAMING SYSTEM


**DPS dpsVelocity 7.6:** includes all of the features of 7.6; now shipping is the enhanced Windows Media Format export, QuickTime export with hinting, enhanced Ligos GoMotion-powered MPEG-1 and MPEG-2 export, and integrated remote control support for multi-camera live editing and webcasting; 859-371-5533; fax: 859-371-3729; [www.dps.com](http://www.dps.com).

Circle (372) on Free Info Card



# Think Big, Think Yosemite.


Rugged reliability in an affordable, feature-rich routing switcher.



### ROUTING SWITCHER FEATURES

- Analog and/or Digital
  - SDI and AES/EBU with synchronous option
  - Wideband analog available
- Sizes range from 64x64 up to 128x256
- Compact frames expandable from 32x32
- Analog frames are upgradeable to digital
- Frames connect to all Tahoe/Shasta Frames (up to 8 levels)
- Redundant power supplies and control processors available
- Variety of control panels
- Flexible control software

**Need Custom? Call Us!**

[www.sierravideo.com](http://www.sierravideo.com) tel 530.478.1000  PO Box 2462 Grass Valley, California 95945 USA

Circle (163) on Free Info Card



# introducing smoke 5

real-time HD & E01 finishing

they like to watch.

smoke 5 from Discreet gives even more tools to keep eyes riveted to the screen.

All eyes are on you to create visually-stunning work. smoke 5 gives you the power to deliver it. With smoke 5 you can quickly and easily finish picture, sound, graphics, and effects. Sophisticated vertical timeline editing gives you unlimited layering potential, with a versatile 3D compositing environment based on Discreet's Academy Award®-winning flame® and inferno. And because smoke 5 is format independent, you can produce once and easily distribute to HDTV or standard definition. So you can define your own standard of creativity.

Visit [www.discreet.com](http://www.discreet.com) or call 1.800.869.3504

ONSCREEN ONAIR ONLINE™

**discreet™**

Circle (159) on Free Info Card

Discreet is a division of Autodesk, Inc. flame, inferno, and smoke are registered trademarks, and Discreet is a trademark of Autodesk, Inc./Discreet Logic, Inc. in the USA and/or other countries. All other brand names, product names, or trademarks belong to their respective holders. © Copyright 2001 Autodesk, Inc. All rights reserved.

# www.bhphotovideo.com

Fast, easy to use search tool.  
Enter brand, catalog or  
B&H item number in  
the search box and  
you'll find your  
product in a flash.

Instantly access  
over 130,000  
items from more  
than 1,600  
brands. You will  
also find new  
products here first, as  
well as used and  
collectable alternatives.



The latest and most up to  
date prices, promotions  
and rebates on most  
products. The latest  
and most up to  
date product  
availability.

Access the  
latest industry  
news, links to  
manufacturers,  
articles and other  
informational and  
educational content,  
plus free lessons.

**The B&H on line SuperStore That's open 24 hours for your convenience.**



## When In New York Be Sure To Visit Our SuperStore

**WE WILL BE CLOSED ON:**  
September 18th to 19th  
September 27th  
October 2nd to 10th



**420 Ninth Ave.**  
Between 33rd & 34th Streets,  
New York, N.Y. 10001

For Orders Call:  
**800-947-9928 • 212-444-5028**  
or Fax (24 Hours):  
**800-947-9003 • 212-444-5001**

Store and Mail Order Hours:  
**Sun. 10-5, Mon. thru Thurs. 9-7**  
**Fri. 9-1, Sat. Closed**

**We Ship Worldwide**

FOR ORDERS CALL: **800-947-9928**  
 212-444-5028

OR FAX (24 HOURS): **800-947-9003**  
 212-444-5001

420 Ninth Ave. (Bet. 33rd & 34th St.) New York, N.Y. 10001



## SONY DSR-250 3-CCD DV & DVCAM

Introducing everything you need in an event camera and more. The new completely digital DSR-250 from Sony is a high image quality reduced size camcorder which has been optimized for shooting events and parties. Every feature you could want is included in this revolutionary acquisition tool.

- Flip out 2.5" 200,000 dot LCD monitor, finally available on a professional camera • Time date stamp • Soft shoulder pad
- Advanced optical stabilization allowing for a high quality digital zoom out to 24x, with a maximum digital zoom out to 48x
- Assignable time code (Rec Run, Free-run, User-bit)
- 16 bit 2 channel audio recording, or 12 bit 4 channel
- Digital input (IEEE1394) and analog input
- Still image capture onto memory stick • Upload graphics from memory stick or USB adapter, software included
- Phantom 48V power • Built in speaker • Directional microphone in pro mic holder, 2 XLR audio inputs
- Wireless remote
- Built in edit controller. Equipped with a LINK interface, allowing camcorder to serve as edit player or recorder
- External 12V supply/Connection for light. The DSR-250 is equipped with light output (DC 12V, maximum 30 watts)

- 1/3 inch x three 380K pixel (effective 340,000 pixels) CCD's allow two scanning modes: 480 progressive (still) or interlaced (for video) • One touch auto focusing in manual focus mode
- 530 lines of horizontal resolution
- Switchable aspect ratio 4:3 (TV mode) or 16:9 (Movie mode)
- DXF-801 high resolution 1.5" black & white viewfinder (same as on DSR500F1 & DXC-D35) enables easier focusing. Automatically switches from 4:3 aspect to 16:9
- 58mm lens with 12x optical zoom
- Records in DVCAM or DV, standard tapes or mini. Up to 270 minute recording in DV mode onto a 184 min. DVCAM tape
- Manual or automatic functioning. Focus, Iris, Shutter-speed, Zoom, Gain (3 positions and memory)



## SONY DSR-300A 3-CCD Digital (DVCAM) Camcorder

The affordable DSR-300A actually extends operational convenience with a range of new features and peripheral products. Remarkably compact and lightweight, the improved DSR-300A provides high mobility without compromising picture quality and can be held comfortably on your shoulder through the longest shoots and gives videographers the ability to acquire their footage quickly and easily.

- Series) can be used with the DSR-300A. With PDV-184ME (standard), a maximum recording time of 184 minutes can be achieved. They can also play back tapes recorded in the consumer DV format
- For operational convenience while shooting, the Time Code is superimposed on the viewfinder screen or MONITOR OUT screen, even during playback
- DXF-801 viewfinder featuring variable peaking, 3 level tally light and a white LED light with 2 levels of intensity to illuminate the lens setting • IEEE1394 Link (out only)

- The DSR-300A has three 1/2" IT Power HAD CCDs to deliver 800 lines of horizontal resolution, 62dB S/N ratio and high sensitivity of F11 at 2000 lux
- With built-in 26-pin VCR interface, they can feed composite or S-Video output signals to an external recorder for parallel or back-up recordings. VCR recording modes including Parallel, Internal (only) and External (only) are selected via the trigger switch positioned on the operational panel
- LSI Digital Signal Processor (the very same one used by the DXC-D30 cameras) for a high signal-to-noise ratio of 62 dB
- Both mini cassettes (PDV series) and standard cassettes (PDV



## SONY DSR-500WSL 2/3" 16:9 CCD (DVCAM) Camcorder

The DSR-500WSL camcorder gives the video journalists the ability to acquire footage quickly and easily because the required functionality and performance was packed into this camcorder. In the meantime, the next generation widescreen TV's have been introduced and the demand for video material in widescreen (16:9) has greatly increased not only in broadcasting, but also in the event production and corporate communications market. To meet this demand, Sony offers this Widescreen Digital Camcorder. The DSR-500WSL offers outstanding picture quality by adopting Full Digital Signal Processing and three 2/3-inch (520K) Power HAD WS (Wide Screen) CCDs which are specifically designed for a 16:9 aspect ratio, switchable to 4:3 full screen. The camcorder

extends the mobility, operational convenience and system flexibility with a range of peripheral products. Built-in digital output of the LINK interface for backup and simple field editing is just one example. Technological advances in Sony DSP and CCD Technologies, many powerful options and a convenient low price-point make the DSR500WSL a formidable tool for a wide range of applications.



## SONY DXC-D35/D35WS Dockable (DVCAM) Camcorder

The DXC-D35/D35WS cameras are designed to the highest specifications, providing unprecedented video quality in this price range. The DXC-D35 is at home in the studio or field, docking directly to a host of backs including Betacam SP and DVCAM, as well as studio backs and viewfinders. The highly adjustable picture means that these cameras are ideal for capturing detail in low or changing light, as well as compensating for peoples skin flaws while keeping the rest of the image sharp. DXC-D35WS is switchable 4:3 to wide screen 16:9 ratio.



The DXC-D35WS camera is the latest Sony digital camera designed to the highest technological standards. With the proven Sony DSP technology combined with Sony high performance 16:9 CCD's. This high standard was previously held by the DXC-D30 series now being replaced by the NEW DXC-D35 series. DXC-D35 series feature a new Prism Assembly, new Pre Amplifiers, new DSP Software and a new Digital Encoder resulting in astounding performance. The DXC-D35WS camera fully interfaces with Sony's CCU-TX7 Wideband Component Triax System. It provides 8 set-up files (3 user) as a stand alone. 16 additional scene files (all user settable) are available when combined with the RCP-TX7 remote control panel. The DXC-D35WS is equipped with three 2/3" IT Power HAD CCD's switchable between 16:9 and 4:3 aspect ratio's. The camera docks to DSR-1 DVCAM and DNV-S Betacam SX recorders for digital video recording, or PUV3 and

- BVU-5 Betacam SP recorders for analog recording
- 880 TV lines of resolution for DXC-D35
- 850/800 TV lines for O-35WS lamps
- DXF-601W New Viewfinder Switchable 16:9 to 4:3
- VF lens light with on/off switch • 3 level Tally light
- Display characters on/off switch • Tally Tally
- Horizontal and Vertical peaking • Die cast aluminum
- Better flare compensation • Dynafit shoulder pad
- Lower minimum illumination (0.25 lux with HyperGain)
- Better color reproduction at high gain
- Improved dark detail and contrast • New preamplifier, prism and encoder • Better performance at overloads
- Reduced noise at Gain Up • Variable color temperature adjust
- Adjustable 4:3 safety zone when at 16:9
- New HyperGain mode of 42dB gain
- Aspect ratio select from Main Menu

## JVC GY-DV500U 1/2-inch 3-CCD Professional DV Camcorder

The GY-DV500 combines the convenience and cost-effectiveness of Mini DV with the performance and features you need. Incorporate three 1/2-inch 380,000 pixel IT CCDs for superb picture performance (equivalent to 750 lines of resolution) superb sensitivity of F11 at 2000 lux and minimum illumination of 0.75 lux (LoLux mode). Rugged construction with a rigid diecast magnesium housing. Extremely portable, compact and light weight (less than 11 lbs. fully loaded). Additional features like the menu dial and Super Scene Finder assure ease-of-use and shooting flexibility. While the IEEE1394 and RS-232 interface allow integration into various non-linear and post-production systems. A professional camcorder in every sense, the compact, lightweight GY-DV500 redefines acquisition for corporate, educational, cable and broadcast production, as well as wedding videography and multimedia applications.



## JVC GY-DV550U 1/2" 3-CCD DV Camcorder

Introducing the Versatile GY-DV550 from JVC. Designed by professionals, for professionals, the GY-DV550 is the world's first DV camcorder to offer studio camera capability. Thanks to the built-in 26-pin interface, you can connect the GY-DV550 to a CCU for remote-controlled studio operation or backup recorder in the field. But that's not all. It also comes with pool feed input/output, so you can transfer image data back and forth to another camera or camera, making it ideal for special shooting situations such as press conferences, exclusive-interviews, and sporting events. Remote isolated camera views (ISO-Cam) during a live multi-camera shoot, making it ideal for parallel shooting at live concerts and other events. Naturally, we've made sure the GY-DV550 is equipped with all the other capabilities you need, including a standard 1/2-inch bayonet mount for use with a great diversity of professional lenses, bidirectional IEEE 1394 (NTSC), two 48 kHz 16-bit digital PCM audio channels, and a built-in SMPTE or EBU timecode reader/generator, as well as XLR microphone inputs, audio outputs, headphones output, and both composite and Y/C outputs. Maximum versatility, top-level performance, and superior cost-efficiency make the GY-DV550 the smart solution for producers who need a camcorder capable of doing double-duty in both the studio and the field.

- Ready for EFP remote control (RM-LP57/LP55) The EFP remote connects directly to the GY-DV550 for precise control over the video parameters
- Return video output for Tele-Prompter Tele-Prompter capability assures full support for studio program production
- Locking function To meet the demand for systemization, the GY-DV550 is equipped with a locking function that includes SC lock to assure high-resolution pictures

Slate-of-the-art 1/2" 3-CCD image pickup Incorporates three 1/2" 380,000 (NTSC)/440,000 (PAL) pixel interline-transfer CCD's. Each CCD is equipped with highly advanced circuitry that eliminates vertical smear when shooting bright lights in a dark room. Lag and image burn are also reduced to indiscernible levels, while high sensitivity of F11 at 2000 lux assures creative flexibility and simplifies lighting requirements.

## Panasonic AJ-D610WA 2/3" 16:9 IT-3CCD DVCPRO Camcorder

The AJ-D610WA is an affordable DVCPRO camcorder which combines three high sensitivity 2/3" IT CCD's with digital component technology, to create a true broadcast recording. The AJ-D610WA is switchable between 16:9 and 4:3 aspect ratios. A built-in PCMCIA card slot makes it quick and easy to adapt the camera to different shooting conditions. Features Super Gain, Super Iris, and Digital Signal Processing (DSP). The AJ-D610WA can operate with a minimum illumination of 0.1 lux (F1.4, +36 dB Gain), and resolves 750 lines of resolution.



- The AJ-D610WA has three high density (520,000 pixels) 2/3" CCD's. The CCD's feature a large light collecting area that gives the camera a S/N ratio of 63 dB, plus a sensitivity of f11.0 @ 2000 lux
- The Digital Signal Processing (DSP) helps to deliver a very high quality picture. The user has the ability to adjust different parameters of the camera to accommodate any situation
- A PCMCIA card slot is built into the operator side of the camera, allowing the set-up (DSP) data to be saved. The saved set-up data can be used to reset the camera parameters

- The optional AJ-YAP900P Picture Link Board is part of an exclusive Panasonic production data information system which stores shot logging in camera memory and records it on tape during the eject cycle. The logging information can be read by Panasonic's newsBYTE DVCPRO native nonlinear news editing system
- Exceptional resolution of 750 horizontal lines
- A Super Gain feature is available to boost gain by a full +30 dB or +36 dB for high quality shooting in low light, making it possible to shoot as low as 0.5 lux (f1.4, +36 dB)
- An optional Digital Triax for studio or mobile use is available • A six speed electronic shutter (1/100 to 1/2000 sec) features Synchro Scan to match the frequency of a computer monitor.



Pickup Device: 2/3" IT Power HAD 1000 16:9 x 3 Picture Elements: 1038 (H) x 504 (V) Filters: Clear, 5630K + 1/8 ND, 5600K, 5600K + 1/4 ND

## SONY DNW-9WS 2/3" 16:9 IT-3CCD Betacam SX Camcorder

Equipped with three 2/3 inch 16:9/4:3 switchable Power HAD 1000 16:9 IT CCD's. Designed as a cost effective camcorder to help bridge the transition from 16:9 to 4:3, yet it still maintains a high performance and high mobility. The DNW-9WS weighs less than 14 lbs. including a battery, tape, viewfinder and lens. Includes an integrated slot for the optional WRR-855A wireless audio receiver.



# THE PROFESSIONAL'S SOURCE FOR PHOTO,

FOR ORDERS CALL:

800-947-9928  
212-444-5028

OR FAX (24 HOURS):

800-947-9003  
212-444-5001

**MOST ORDERS SHIPPED  
WITHIN 24 HOURS  
OVERNIGHT SERVICE AVAILABLE**  
www.bhphotovideo.com

## SONY

### DSR-1500 DVCAM Studio Editing Recorder



DVCAM becomes more and more flexible with the introduction of this brand new, half-rack width studio editing deck. The DSR-1500 boasts studio editing function capability in a compact size. The new DSR-1500 incorporates the same innovative, high standard technology featured in the DSR-2000. The space-saving size makes the DSR-1500 ideal for installations in OB vehicles and desktop editing systems.

- SDI interface ensures a migration path to Digital Betacam™, Betacam SX™ and SDI-based systems.
- SDI (QSDI) and i-LINK IEEE-1394 interfaces enable a high quality, virtually lossless transfer with DV compression based systems.
- Compatibility to consumer DV (SP mode only) and DVCPRO 25 format recordings in addition to DVCAM. Automatically accommodate all cassette sizes without the need for an adaptor.
- Analog input interface board which includes component, composite and S-Video is also available as an option.

### DSR-1600/1800 DVCAM Studio Editing Player/ Player Recorder



The DSR-1600 is a studio editing player, and the DSR-1800 is a studio editing recorder. Both incorporate innovative technology at an affordable price. Excellent playback of all DV based (25 Mbps) formats and cassette sizes is possible without the need of an adaptor. A jog/search dial is standard, including jog audio. A variety of option boards are available for SDI, SDI+, and i-LINK outputs.

- They both provide two selectable audio channel modes: Two channels of 16-bit (48 kHz) Four channels of 12-bit (32 kHz). PCM Digital Stereo recording is used in both modes to ensure superb audio performance with a wide dynamic range and excellent signal-to-noise ratio.
- Automatically adjust for playback of any DV based format, including DV (SP only), DVCAM or DVCPRO 25.

### DSR-2000 DVCAM Editing Recorder



The DSR-2000 is a highly flexible DVCAM studio deck designed for demanding ENG editing. It can playback all DV (25 Mbps) based formats, including two consumer DV formats (Standard and Long Play), as well as all types of DVCPRO tape as an editing source, without any mechanical tape adaptors. Equipped with audio/video pre-read editing and includes a Jog/Shuttle dial that allows two-machine editing. A SMPTE standard MPEG SDTI-CP interface option is available for the DSR-2000 to output an MPEG stream in addition to the optional i-LINK interface. This allows the DSR-2000 to seamlessly link to Betacam SX and other MPEG-based video equipment by means of SDI, i-LINK and MPEG SDTI-CP.

### DSR-11 Compact DVCAM VTR

Compact desktop DVCAM recorder. This VTR provides a powerful and cost-effective option for NLE editing systems. Provides basic VTR features, along with an i-LINK (IEEE-1394) interface and is compatible with both NTSC and PAL color systems. Designed to be used in either a horizontal or vertical position. A footprint of only 2 3/4" in the vertical position.

- The DVCAM format uses 8-bit component digital recording at 25 Mbps, with intra-frame 5:1 compression, 500 lines of resolution and 4:1:1 color sampling. A 15 micron track pitch provides superior picture quality, superb multi-generation capability and production flexibility. Two 1/4" ME cassette sizes are available: Standard and Mini.
- Plays and records either a DVCAM format signal or a DV format signal. • Both Mini and Standard size cassettes can be used with the DSR-11 without the need of an adaptor.




- Play or record in either the NTSC or PAL color systems
- Equipped with a 4-pin i-LINK (IEEE-1394) interface, for lossless transfer of digital video and audio information with other IEEE-1394 equipped devices. The single 4-pin i-LINK cable can be connected to MAG or PC based NLE systems or to another VTR for degradation-free editing.
- DV EE (electronics to electronics) Out: Analog input signals can be converted into digital signals, and can be simultaneously output from the i-LINK interface.

### UVW-1200/UVW-1400A Betacam SP Player • Player/Recorder

The UUV-1200 and UUV-1400A are non-editing VCRs which deliver Betacam SP quality and offer features for a wide range of playback and recording applications. RGB and RS-232C interface make them especially ideal for large screen, high quality video presentation, scientific research and digital video environments.

- Ideally suited for work in computer environments, because RGB signals can be converted into component signals and vice versa with minimum picture degradation.
- 25-pin serial interface allows external computer control of all VCR functions based on time code information. Baud rate can be selected from between 1200 to 38,400 bps.
- Built-in Time Base Stabilizer (TBS) locks sync and subcarrier to an external reference signal as well as providing stable pictures. High quality digital dropout compensator further ensures consistent picture performance.
- Equipped with two longitudinal audio channels.



- Auto repeat of entire or a specific portion of the tape.
- Built-in character generator can display VTR status, time code, self-diagnostic messages, set-up menu, etc.
- Both read LTC Time Code and UB (User Bits). The UUV-1400A also generates LTC and UB (Free-Run/Rec-Run).
- Control of jog, shuttle, playback, record, pause, FF and REW with the optional SVRM-100A Remote Control Unit.
- Composite and S-Video as well as component via BNCs which are switchable to RGB output. The UUV-1400A has two switchable sync connectors and a Sync on Green.
- Built-in diagnostic function and hour meter.

### UVW-1600/UVW-1800

#### Betacam SP Editing Player • Betacam SP Editing Recorder

The UUV-1600 and UUV-1800 are the other half of the UUV series. They offer the superiority of Betacam SP with sophisticated editing features. They feature an RS-422 9-pin interface, built-in TBCs and Time Code operation. Inputs/outputs include component, composite and S-Video. All the features of the UUV-1200/1400A PLUS—

- Optional BVR-50 allows remote TBC adjustment.
- Two types of component output: via three BNC connectors or a Betacam 12-pin dub connector.
- RS-422 interface for editing system expansion
- Frame accurate editing is assured, thanks to sophisticated servo control and built-in time code operation.

### PVM-14M2U/14M4U & 20M2U/20M4U 13-inch and 19-inch Production Monitors

Sony's best production monitors ever: the PVM-M Series provide stunning picture quality, ease of use and a range of optional functions. They are identical except that the "M4" models incorporate Sony's state-of-the-art HR Trinitron CRT display technology and have SMPTE C phosphors instead of P22.

- HR Trinitron CRT enables the PVM-14M4U and 20M4U to display an incredible 800 lines of horizontal resolution. The PVM-14M2U and 20M2U offer 600 lines of resolution. M4 models also use SMPTE C phosphors for the most critical evaluation of any color subject.
- Dark tint for a higher contrast ratio (black to white) and crisper, sharper looking edges.
- Each has two composite, S-Video and component input (R-Y/B-Y, analog RGB). For more accurate color reproduction, the component level can be adjusted according to the input system. Optional BKM-101C (video) and BKM-102 (audio) for SMPTE 259M serial digital input.
- Beam Current Feedback Circuit.



- 4:3/16:9 switchable aspect ratio
- True multi-system monitors they handle four color system signals: NTSC, NTSC 4.43 PAL & SECAM
- External sync input and output can be set so that it will automatically switch according to the input selected.
- Switchable color temp: 6500K (broadcast), 9300K (pleasing picture), User preset. (3200K to 10000K)
- Blue gun, underscan and H/V delay capability

### PFM-42B1 Flat Panel Plasma Display Monitor

Flat Panel AC plasma display monitors are used where space and aesthetics are a major consideration. They accept and automatically detect computer and video signals ranging from NTSC to HDTV and VGA to UXGA.

- 42-inch screen
- 1024 x 1024 pixel display, with a 160° viewing angle
- Aspect ratios from standard 4:3 to widescreen 16:9
- Accommodate DVD presentations and widescreen broadcasts
- Advanced scan converter reproduces digital video signals (including SDTV, and HDTV) & UXGA computer signals
- 3.25" thick & weighs 65.5 lbs.



## PROFESSIONAL VIDEO TAPES



PG-30	2.29	PG-60	2.39	PG-120	2.52
Broadcast Grade VHS					
Broadcast Grade VHS Box					
BGR-30	3.49	BGR-60	3.99	BGR-120	4.62
H4715 S-VHS Double Coated					
ST-30	6.99	ST-60	7.49	ST-120	7.99
M221 Hi 8 Double Coated					
Metal Particles			Metal Evaporated		
P630HMP	6.49	E630HME		7.69	
P660HMP	6.29	E660HME		10.49	
P6120HMP	8.49	E6120HME		13.99	
M321SP Metal Betacam (Box)					
05S	10.99	10S	11.99	20S	12.99
30S	13.99	60L	20.99	90L	32.99
DP121 DVC PRO					
12M (Med.)	7.49	23M	8.79	33M	10.99
63M		19.99	66L		22.50
94L		30.99	126L		39.99

## maxell

Broadcast Quality Hi8 Metal Particle					
P6-30 HM BQ	5.39	P6-60 HM BQ		6.09	
P6-120 HM BQ					7.99
P/I PLUS VHS					
T-30 Plus	1.69	T-60 Plus	1.99	T-90 Plus	2.09
T-120 Plus		2.19	T-160 Plus		2.69
HGX-160 Plus (Box)					
HGXT-60 Plus	2.69	HGXT-120 Plus		2.99	
HGXT-160 Plus					3.99

BQ Broadcast Quality VHS (Box)					
T-30 BQ	3.89	T-60 BQ	3.99	T-120 BQ	5.99
BQ Professional S-VHS (in Box)					
ST-31 BQ	6.79	ST-62 BQ		6.99	
ST-126 BQ		7.45	ST-182 BQ		13.99

Betacam SP					
B30MSP	13.49	B60MLSP	19.99	B90MLSP	27.95
Mini DV Tape					
AY-DVM-30	6.49	AY-DVM-30 (10 Pack)		ea. 5.99	
AY-DVM-60	6.99	AY-DVM-60 (10 Pack)		ea. 6.49	
AY-DVM80	12.99	AY-DV123EB		20.95	

DVCPRO					
AJ-P12M (Medium)	7.99	AJ-P24M		9.99	
AJ-P33M	11.49	AJ-P66M		19.49	
AJ-P66L (Large)	20.99	AJ-P94L		29.99	
AJ-P126L				38.95	

## SONY

Hi-8 Professional Metal Video Cassettes					
P6-30 HMPX	4.79	E6-30 HMEAD		6.99	
P6-60 HMPX	6.79	E6-60 HMEAD		9.99	
P6-120 HMPX	8.99	E6-120 HMEAD		13.99	

PR Series Professional Grade VHS					
T-30PR	2.39	T-60PR	2.59	T-120PR	2.79
BA Series Premier Hi-Grade Broadcast VHS (in Box)					
T-30BA	1.29	T-60BA	1.19	T-120BA	1.99

MQ Master Quality S-VHS (in Box)					
MQST-30	7.49	MQST-60	7.69	MQST-120	7.99
BRS 3/4" U-matic Broadcast Standard (in Box)					
KCS-10 BRS (mini)	8.99	KCS-20 BRS (mini)		9.99	
KCA-10 BRS	8.99	E6-60 HMEAD		9.49	
KCA-30 BRS	10.69	KCA-60 BRS		14.99	

XBR 3/4" U-matic Broadcast Master (in Box)					
KCS-10 XBR (mini)	9.79	KCS-20 XBR (mini)		11.29	
KCA-10 XBR	10.29	KCA-20 XBR		11.79	
KCA-30 XBR	13.29	KCA-60 XBR		17.39	

BCT Metal Betacam SP Broadcast Master (in Box)					
Single 10 Pak/Ea. 50 Pak/Ea.					
BCT-5M (small)	10.99	9.99		9.19	
BCT-10M (small)	11.49	10.29		9.79	
BCT-20M (small)	12.99	11.49		10.99	
BCT-30M (small)	13.49	12.49		11.99	
BCT-30ML	13.49	11.89		-	
BCT-60ML	20.99	19.99		18.99	
BCT-90ML	30.99	28.99		27.99	

PDV Mini Series Professional DVCAM Tape (w/memory chip)					
(1) (10) Ea.					
PDVM-12ME	14.49	13.49	PDVM-22ME	15.19	14.49
PDVM-32ME	15.49	14.99	PDVM-40ME	16.99	16.49

PDV Series (Standard) Professional DVCAM Tape					
PDV-34ME	24.99	23.99	PDV-34N	20.99	19.49
PDV-64ME	27.99	26.99	PDV-64N	24.99	26.99
PDV-94ME	32.99	31.49	PDV-94N	29.99	28.49
PDV-124ME	38.49	37.49	PDV-124N	32.99	31.99
PDV-184ME	46.49	44.49	PDV-184N	39.99	38.99

Mini DV Tape					
DVM-30EXM w/Chip	12.79	DVM-60EXM w/Chip		16.99	
DVM-30EX "No Chip"	11.99	DVM-60EX "No Chip"		12.99	
DVM-30PR "No Chip"	7.99	DVM-60PR "No Chip"		9.75	
Full Size DV Tape with Memory Chip					
DV-120MEM	24.99	DV-180MEM		26.99	



TO INQUIRE ABOUT YOUR ORDER:  
 800 221-5743 • 212 239-7765  
 OR FAX 24 HOURS:  
 800 947-2215 • 212 239-7549

**420 Ninth Ave.**  
 (Bet. 33rd & 34th St.)  
**New York, N.Y. 10001**



## COMPUTER VIDEO EDITING

### G4/Final Cut Pro

### Complete Video Editing Systems



#### Good System

- Includes: • Apple G4/466 Computer
- Final Cut Pro version 2 editing software
- Total of 256MB of memory
- 60GB of ATA/100 storage
- CD-RW rewritable CD writer
- Final Cut Tutorial CD
- Mitsubishi Diamond Pro 2060 22" Monitor
- Apple Care-three year warranty
- Complete System integration and testing

**\$4,599.95**

#### Great System

- Includes: • Apple G4/533 Computer
- Final Cut Pro version 2 editing software
- 60GB of ATA/100 storage
- Total of 256MB of memory
- CD-RW rewritable CD writer
- Artel Boris Graffiti CG Program
- Final Cut Tutorial CD
- Mitsubishi Diamond Pro 2060 22" Monitor
- Apple Care-three year warranty
- Complete System integration and testing

**\$5,299.95**

#### Best system

- Includes: • G4/533 DUAL Processors
- Final Cut Pro 2 Editing Software
- 150GB (2x75) of ATA/100 storage
- Sonnet Tempo Raid 66 IDE Controller
- ATI Rage Orion dual display card
- Total of 256MB of memory
- Artel Boris Graffiti CG Program
- Final Cut Tutorial CD
- 2 Mitsubishi Diamond Pro 2060 22" Monitors
- CD-RW writer
- Apple Care-three year warranty
- Complete System integration and testing

**\$7,599.95**

#### DVD Authoring system

- Includes: • G4 with 733 MHz Processor, 60GB Hard Drive.
- DVD-R/CD-RW SuperDrive
- Total of 512MB of memory • Built-in Gigabit Ethernet
- 150GB (2x75) of IBM ATA/100 storage
- Sonnet Tempo Raid 66 IDE Controller Card
- Matrox RTMac Realtime Capture Card
- Final Cut Pro 2 Professional Editing Software
- Apple DVD Studio Pro DVD authoring software
- 2 Mitsubishi Diamond Pro 2060 22" Monitors
- Artel Boris FX 5.0 Software • Post-Op iMedia Keyboard
- Artel Boris Graffiti Character Generator Software
- Pinnacle upgrade to Commotion DV 3.1
- Apple Care-three year warranty

**\$10,999.95**



### RTMac

Realtime Editing for Mac G4 & Final Cut Pro

Matrox RTMac brings realtime power and creative freedom to Apple Final Cut Pro users. A Matrox RTMac in your Apple Power Mac G4 lets you work with three layers of video and graphics in real time and create broadcast-quality effects instantly — NO RENDERING! Fully optimized for Final Cut Pro and seamlessly integrates into Power Mac G4 computers. Realtime creativity Realtime editing lets you experiment to your heart's content. There's no penalty for changing your mind. Try out any number of different effects and transitions. View them Instantly on your computer and video monitors simultaneously. Get exactly the look you want every time.



**\$999.95**



### CineWave

Uncompressed Editing for Final Cut Pro

Revolutionary non-linear editing package that delivers the power of true uncompressed video with Apple's Final Cut Pro. Using Pinnacle's new HUB3 video processor, the CineWave combines infinite layering, incredible effects, advanced compositing tools and accurate motion tracking with all the major video formats in compressed or uncompressed video. Based on the new dual processor Apple G4's, CineWave delivers the worlds first scaleable desktop video system capable of outputting both Standard Definition and High Definition simultaneously.



Breakout Analog (Betacam) .....879.00 SDI (CGR601) ....879.00 **from \$4,499.95**  
 Boxes HD (1080i/1080 24P/7021) .....9,499.00



### DigiSuite LX MAX

**Advanced Realtime Features**  
 The DigiSuite LX MAX platform delivers maximum editing power and creative freedom with more realtime features than any other on the market. It features fully keyframable realtime 3D effects and transitions, an additional 2D effects channel, two YUV color correction channels, independent transparency control on all layers, 32 bit animated graphics, two advanced chroma/luma/matte keys, and a customizable wipe/tile generator. DigiSuite LX MAX also brings other



important benefits to streamline editing workflow and let users deliver in record time on tape, CD, DVD, and the web.

- Advanced realtime effects layering on video and graphics
- Realtime broadcast-quality 3D digital video effects powered by Matrox Flex 3D curls, distortions, and perspective effects with drop shadows, soft edges and borders.
- Native-DV and 50-Mbps MPEG-2 editing
  - DV (IEEE-1394 component), Y/C and composite support
  - Optional SDI and AES/EBU add on module
  - Realtime MPEG-2 encoding for DVD authoring
  - Accelerated MPEG-1 encoding for multimedia and Video CD authoring

Includes: Adobe premiere, Inscrber Character Generator, Ligos LSX MPEG, Pixelan Video SP Lite, and Sonic Solutions DVDIt! SE

### DigiSuite Max Turnkey System

- Dual Pentium III 1 GHz processor • 300 watt Full tower
- Asus EUSL2 motherboard • 3.5" floppy
- 48X CD ROM Drive • **DigiSuite LX Max**
- IBM 40GB System drive • Windows 2000
- PNY 512MB SDRAM memory
- Matrox G450 Dual Display Card
- Adaptec 29160 LVD-160 SCSI Card
- Seagate 73GB LVD-160 SCSI Drive
- 102 Button Keyboard
- Microsoft Trackball mouse
- Adobe Premiere 6.0 Editing Software
- 19" Mitsubishi Diamond Plus Monitor
- 90 day Free Tech Support
- Fully assembled and tested



**\$7,995.00**



### Xpress DV 2.0

Powerful Video Editing Tools

Avid Xpress DV software combines powerful video and audio editing tools, digital mastering, and extreme ease of use. Captures and edits DV video, adds effects, mixes audio, and outputs over IEEE1394 FireWire. Or transcodes the content to all major new media formats. MPEG-1 (for CD-R) MPEG-2 (for DVD-ROM) QuickTime or AVI for computer based presentations or for streaming on the web. As a member of the Avid Xpress Family, The Xpress DV 2.0 offers the same Avid graphical user interface (GUI) used in the very high-end avid products, powerful audio and video tools. • Dual monitor support • New audio features • Improved nesting • Sonic AuthorScript • Customizable UI, keyboard and command palate.

**\$1,499.95**



### Xpress Workstation

Workstation Bundle



Shown with optional Monitor

Express DV on Dell Precision Workstations

- Pentium 4 Processor at 1.4 GHz
- 128mb/256mb RIMM (RDRAM) memory
- Matrox G450 32mb Graphics Card
- 40GB ATA100 IDE (7200 RPM) System Drive
- 75GB ATA100 IDE (7200 RPM) AV Drive
- 48X IDE CD ROM Drive • 3.5" Floppy Drive
- Windows 2000

XPress DV software loaded and tested

#### Super Special!

Precision 330 Workstation  
 1.4 GHz Processor, 256mb RDRAM **\$3,499**

### Portable Solutions

Portable NoteBook Outfit



• XPress DV software loaded and tested

- Dell Latitude C600 Pentium III 750 MHz Processor
- 256mb memory
- 14.1" Active Matrix TFT screen
- 20GB system drive
- 75GB Extenal AV Drive
- LowePro Carry Case

**\$4,999.95**

Upgrade to Avid Express DV v2 Power Pack (\$4200 Value) Additional software to above outfit including Avid ePublisher Companion, Pinnacle Commotion DV 3.1, Knoll Light Factory AVX, DVDIt! SE, Stabilize Effect AVX, DV Filmmaker's Toolkit with purchase of any outfit ..... **\$1,000**

	Page #	Reader Service #	Advertiser Hotline	Website Address
AJA Video	96	135	530-274-2048	aja.com
Angenieux	11	107	973-812-3858	angenieux.com
Avid Technology	33	120	800-949-2843	avid.com
Azden	57	133	516-328-7500	azdencorp.com
B&H Photo-Video	110-113	168	212-239-7500	bnhphotovideo.com
Bogen Photo Corp	81	144	201-818-9500	bogenphoto.com
CEA	49	126		ceaweb.org
Ciprico	55	131	763-551-4000	ciprico.com
CPI/Eimac Div.	75	141	650-592-1221	eimac.com
DDB	56	132	580-444-2684	ddbunlimited.com
Dialight	101	157	800-835-2870	dialight.com
Discreet Logic	109	159	800-869-3504	discreet.com
DK Audio	34	121	+454485 0255	dk-audio.com
Dolby Labs Inc.	25	115	415-645-5000	dolby.com
DTV	107		800-453-9621	dtvconference.com
Emcee Broadcast Products	100	156	800-233-6193	emceebird.com
Evertz Microsystems Ltd.	117	255	905-335-3700	evertz.com
Extron Electronics	21	113	714-491-1500	extron.com
Folsom Research, Inc.	65	138	888-414-7226	folsom.com
For.A Corporation of America	85	146	212-861-2758	for-a.com
Forecast Consoles Inc	60	153	800-735-2070	forecast-consoles.com
Grass Valley	35-38		800-998-3588	grassvalleygroup.com
Harris Corp./Broadcast Div.	3	104	800-4HARRIS	harris.com
I-Bus	77	142	888-307-7892	ibus-phoenix.com
Ikegami	41	122	201-368-9171	ikegami.com
Inscriber Technology	29	118	800-363-3400	inscriber.com
Intelligent Paradigm	61	136	847-413-1808	intelligentparadigm.com
Interbee	115	161		bee@jesa.or.jp/
Kaydara	79	143	888-842-6842	info@kaydara.com
KTech Telecommunications	23	114	818-361-2248	ktechtelecom.com
Laird Telemedia	102	158	800-898-0759	lairdtelemedia.com
Leitch Incorporated	BC	103	800-231-9673	leitchinc.com
Logic Storage Systems	71	140	888-638-2786	lsilogicstorage.com
Marconi Applied Tech. Inc.	19	111	914-592-6050	marconitech.com
Maxell Corp. of America	47	125	800-533-2836	maxellpromedia.com
Midas, An EVI Audio Co.	51	128	156-274-1515	
Miranda Tech. Inc.	9,43-106	123514	333-1772	miranda.com
Modulation Sciences	66	139	800-826-2603	modsci.com
NetWork Electronics	24	129	631-928-4433	networkelectronics.com
Opticomm Corp.	44-45	124	858-450-0143	opticomm.com
OTL	116	253	450-444-7009	otlighting.com
Panasonic Broadcast & Digital	5		800-528-8601	panasonic.com/broadcast
Pesa Switching	59	134	800-328-1008	pesa.com
Philips Broadcast	95	152		philips.com
Radyne-Com Stream	87	147	858-587-0252	tiernan.com
Reflections in Video	118	257	818-787-4552	
Rohde & Schwartz	15	109	301-459-8800	rsd.de
Ross Video Ltd	83	145	613-652-4886	rossvideo.com
Sachtler Corp.	7	105	516-867-4900	sachtler.de
Scientific-Atlanta, Inc.	116	252	770-236-6189	sciatl.com
SCTE	64		800-542-5040	scte.org
SeaChange	13	108	978-897-0100	schange.com
Sierra Video	108	163	530-487-1000	sierravideo.com
Solid State Logic	97	154	441865 842118	solid-state-logic.com
Sony Recording Media	27	117	800-439-SONY	mediasony.com
Spectrasite	93	151	972-550-9500	spectrasite.com
Stagetec GMBH	89	14949	951 97225 25	stagetec.com
Studer	91	150	1416 510 1347	studer.ch
Studio Exchange	131	189	818-840-1351	www.studio-exchange.com
Switchcraft	99	155	773-792-2700	switchcraft.com
Telecast Fiber Systems Inc.	26	116	508-754-4858	telecast-fiber.com
Telemetrics, Inc.	40	124	201-848-9818	telemetricsinc.com
Telex	17	110	877-863-4169	telex.com
TeraNex	53	130	407-517-1086	teranex.com
Thomson Broadcast	31	119		
Trompeter Electronics	50	127	805-497-6400	www.trompeter.com
VideoFrame	117	254	530-477-2000	videoframesystems.com
VideoTek, Inc.	IBC	102	800-800-5719	videotek.com
Ward Beck	52	164	416-335-5999	ward-beck.com
Ward Beck	88	148	416-335-5999	ward-beck.com
beck.com/heatstone Corporation	IFC	101	252-638-7000	wheatstone.com
360 Systems	20	112	818-991-0360	360systems.com

## WEST

*Duane Hefner*  
5236 Colodny Ave., Suite 108  
Agoura Hills, CA 91301  
(818) 707-6476  
Fax: (818) 707-2313  
dnhefner@worldnet.att.net

## EAST

*Josh Gordon*  
335 Court Street, Suite #9  
Brooklyn, NY 11231  
(718) 802-0488  
Fax: (718) 522-4751

## EAST/MIDWEST

*Joanne Melton*  
5 Penn Plaza, 13th Floor  
New York, NY 10001  
212-462-3344  
Fax: (212) 462-3580  
joanne\_melton@intertec.com

## INTERNATIONAL

*Richard Woolley*  
*Tony Chapman*  
P.O. Box 250  
Banbury, Oxon OX16 8YJ U.K.  
+44 (0) 1295 278407  
Fax: +44 (0) 1295 278408  
richardwoolley@compuserve.com

## REPRINTS

*Reprint Management Resources*  
(717)399-1900  
Fax: (717)399-8900

## JAPAN

*Orient Echo, Inc.*  
*Mashy Yoshikawa*  
1101 Grand Maison  
Shimomiyabi-Cho 2-18  
Shinjuku-ku, Tokyo 162, Japan  
(3) +81 3235-5961  
Fax: (3) +81 3235-5852

## CLASSIFIED ADVERTISING OVERLAND PARK, KS

*Jennifer Shafer*  
P.O. Box 12901  
Overland Park, KS 66282  
(800) 896-9939 (913) 967-1732  
Fax: (913) 967-1735

## LIST RENTAL SERVICES

*Lisa Majewski*  
9800 Metcalf  
Overland Park, KS 66212-2215  
(913) 967-1872  
Fax: (913) 967-1897

## CUSTOMER SERVICE:

**913-967-7107 OR 800-441-0294**

**BROADCAST ENGINEERING** (ISSN 0007-1994) is published monthly (except semi-monthly in May and December) and mailed free to qualified persons by Intertec Publishing, 9800 Metcalf, Overland Park, KS 66212-2216. Periodicals with Ride-Along Enclosure postage paid at Shawnee Mission, KS, and additional mailing offices. Canada Post International Publications Mail (Canadian Distribution) Sales Agreement No. 0956295. POSTMASTER: Send address changes to *Broadcast Engineering*, P.O. Box 12902, Overland Park, KS 66282-2902. CORRESPONDENCE: Editorial and Advertising: 9800 Metcalf, Overland Park, KS 66212-2216 Phone: 913-341-1300; Edit. fax: 913-967-1905. Advert. fax: 913-967-1904. ©2001 by Intertec Publishing. All rights reserved.

# Inter BEE 2001

International Broadcast Equipment Exhibition 2001

November 14-16, 2001 Nippon Convention Center (Makuhari Messe)



International Broadcast Equipment Exhibition

2001

## Catch a glimpse of the future.

For anyone with interest in the broadcast, video, or audio technology industries, the International Broadcast Equipment Exhibition (Inter BEE) is one of the most important related events of the year.

We're expecting a greater turnout than ever before, with more than 500 exhibitors showcasing cutting-edge systems and technologies to an audience of more than 30,000 industry members from around the world.

Inter BEE 2001 will also give you access to a range of symposiums, forums, and seminars led by prominent broadcasting, audio, and video software producers, as well as systems hardware developers.

Catch a glimpse of the future of broadcast — come to Inter BEE 2001.

Circle (161) on Free Info Card

For more information on Inter BEE 2001, contact:

### Japan Electronics Show Association

Sumitomo Shibadaimon Bldg. 2 Gokan, 1-12-16, Shibadaimon, Minato-ku, Tokyo 105-0012, Japan  
Fax.: +81-3-5402-7605 E-mail: [bee@jesa.or.jp](mailto:bee@jesa.or.jp) URL: <http://bee.jesa.or.jp/>



### Exhibition Categories

- Audio Equipment ● Cameras and Related Equipment
- Recording Equipment
- Editing and Production Equipment
- Electronic Displays ● System Conversion Equipment
- Output Systems ● Relay Systems
- Transmission Systems ● Lighting Equipment
- Measuring Equipment ● Transmission Cables
- Electric Power Units ● HDTV Systems
- Satellite Broadcasting Systems ● Virtual Systems
- CG Production Systems ● DVD Systems
- Multimedia Systems ● Software
- Multiplex Broadcasting Systems ● Others

# The

# GALLERY

## The "Soundcard Solution"

### HENRY ENGINEERING

503 Key Vista Drive  
Sierra Madre, CA 91024 USA  
TEL (626) 355-3656 FAX (626) 355-0077  
FAX-on-Demand Doc #120 (626) 355-4210  
<http://www.henryeng.com>



Matchbox II converts unbalanced computer soundcards to professional audio!

Eliminate the hum, buzz, noise, and distortion caused by mismatched levels and impedances. Matchbox II's direct-coupled circuitry will make your digital editor sound its best! It's also idea for use with DAT, CD recorders, and tape decks. Over 30,000 units in use worldwide.



We Build Solutions.

Circle (250) on Free Info Card

**Belden** **KINGS**

**NEUTRIK**

**BRADY**

**ADC**

Your source for everything in professional audio, video & broadcast supplies including:

- Cable and Accessories
- Connectors
- Microphones
- Headphones
- Tools
- Test Equipment
- Patch Panels
- And MUCH more!



Visit us at:  
[www.hermanpanson.com](http://www.hermanpanson.com)  
**1-800-938-4376**  
(Ext. 335 and 338)

Circle (251) on Free Info Card

Everything Depends  
on the Way You

## Start

So start delivering affordable, reliable video content with the **PowerVu Plus™** Originator™ Encoder

- Secure broadcast applications — PowerVu® CA and BISS
- Multichannel systems — On-board mux
- Data broadcasting
- Built-in color video monitor
- 2U profile — ideal for SNG or Contribution Feeds

More affordable. More reliable. More powerful. Easy to use.



Want MORE?

Call 770.236.6100  
[www.scientificatlanta.com](http://www.scientificatlanta.com)



**Scientific Atlanta**  
Bringing the Interactive Experience Home.

Circle (252) on Free Info Card

## OTL Lighting

Tower Lighting Specialists

[www.otlighting.com](http://www.otlighting.com)



**OTL**  
**EXTRA LONG LIFE**  
**TOWERS LAMPS**

**GUARANTEED**  
**FOR**  
**50,000 HOURS.**

**THE LAMPS**  
**CAN SAVE YOU**  
**THOUSANDS**  
**OF DOLLARS.**

**1-800-647-9110**  
43, Durkee Street, Office 719  
Plattsburg, N.Y., 12901  
Developed in conjunction with  
**OSRAM SYLVANIA**

Circle (253) on Free Info Card

# [www.broadcastengineering.com](http://www.broadcastengineering.com)



# The

# GALLERY

## evertz

Ph: 905-335-2700  
Fx: 905-335-3573  
www.evertz.com

Model F9-2410MD  
HDCAM HDSI  
Monitoring Downconverter

See us at IBC2001 - Booth #10-130



The F9-2410MD is an essential tool for your SONY HDW-F900 HDCAM. The F9-2410MD uses the full resolution digital data output from the camera to provide full image down-converted composite analog outputs for local and remote monitoring. The rugged light weight F9-2410MD attaches to the rear of the HDCAM and has an integrated battery mount for easy installation and use.

Circle (255) on Free Info Card

## TALLY MAPPER™

- ◆ Tally Routing & Mapping
- ◆ One Button Operation
- ◆ Store Maps Internally
- ◆ Edit From a PC/Laptop



A Compact Solution,  
Ideal for Mobile Units and  
Multiple Production Setups.

## Videoframe™

Control System Solutions  
Tel: 530-477-2000

[www.videoframesystems.com](http://www.videoframesystems.com)


Circle (254) on Free Info Card

# VERSADesk

## adds mobility to your editing room.

This versatile three-piece multimedia desk from Winsted includes two rack cabinets. All components are on casters so you can spread out or condense your workspace according to your changing needs.

To learn more:  
[www.winsted.com](http://www.winsted.com)

Call Toll-Free  
**800-447-2257** 



Circle (256) on Free Info Card

# Professional Services

**JOHN H. BATTISON P.E.**  
**CONSULTING BROADCAST ENGINEER,**  
FCC APPLICATIONS AM, FM, TV, LPTV  
Antenna Design, Proofs, Fieldwork  
2684 State Route 60 RD #1  
Loudonville, OH 44842  
419-994-3849 FAX 419-994-5419

**GILMER & ASSOCIATES, INC.**  
TECHNOLOGY / MANAGEMENT CONSULTANTS

**BRAD GILMER**  
PRESIDENT

2207 RINGSMITH DR  
ATLANTA, GA 30345  
TEL (770) 414-9952  
FAX (770) 493-7421  
EMAIL bgilmer@attinet.com

## NETCOM

STATE OF THE ART ENGINEERING  
FOR AUDIO AND VIDEO  
ENGINEERING DESIGN • CAD DRAFTING SERVICES  
CABLE FABRICATION • PRE-WIRED PATCH PANEL RACKS  
SYSTEM INSTALLATIONS • EQUIPMENT SALES  
**(201) 837-8424**  
FAX: (201) 837-8384  
1465 PALISADE AVE., TEANECK, NJ 07666

## D.L. MARKLEY & Associates, Inc. CONSULTING ENGINEERS

2104 West Moss Ave.  
Peoria, Illinois 61604  
Phone (309) 673-7511 • FAX (309) 673-8128  
www.dlmarkley.com  
Member AFCCE

video, audio, & automation electronics  
serving manufacturers & systems integrators

**electronics R & D  
& custom product design**

**BARANTI GROUP  
INC**



Professional Engineers  
Ontario

phone (905) 479-0148  
fax (905) 479-0149

**Want more information  
on advertised products?**

**Use the Reader  
Service Card.**

# Classifieds

## Services



**Reflections IN Video**  
**RIV ENGINEERING**  
WWW.RIVENGINEERING.COM  
SALES@RIVENGINEERING.COM  
**SYSTEMS INTEGRATION  
ENGINEERING & SERVICE  
SINCE 1978**  
6910 HAYVENHURST AVE, SUITE 100  
VAN NUYS, CA 91406  
**818.787.4552**  
**The Solutions Provider**

Circle (257) on Free Info Card

**"BEST PRICES GUARANTEED!" "FREE**  
Shipping Available" Mass VHS &  
Audio, DVD, CD Copies. Bulk Media  
Supplies & Packaging! Great Pre-  
owned Video Equipment List! **AVS** Toll  
Free 1-866-438-3847

**ROHDE & SCHWARZ**  
Service & calibration of broadcast test  
& measurement equipment, analog &  
digital. For information call our toll free  
number: 1-877-438-2880

**Why not run your  
business card here?**

**Only \$172 per insertion.**  
Frequency discounts available.

**Call 800-896-9939**

# Rates

Advertising rates in Broadcast Engineering are \$152<sup>00</sup> per column inch, per insertion, with frequency discounts available. There is a one inch minimum.

Ads may also be purchased By-The-Word for \$2.35 per word, per insertion. Initials and abbreviations count as full words. Minimum charge is \$50<sup>00</sup> per insertion. Frequency discounts and reader service numbers not available for by-the-word classified space.

To reserve your classified ad space, call Jennifer Shafer at 1-800-896-9939 or 913-967-1732  
 Fax: 913-967-1735  
 e-mail: [jshafer@primediabusiness.com](mailto:jshafer@primediabusiness.com)

Invest your advertising dollars where your prospects invest their time...



Broadcast **ENGINEERING**

Invest your advertising dollars where your prospects invest their time...

Broadcast **ENGINEERING**  
THE JOURNAL OF DIGITAL TELEVISION™

# Classifieds For Sale

## Studio Exchange

Maximum Flexibility in a Compact Unit

### DSR-1500



Broadcast Video Equipment—New & Used

**Buy Sell Trade Web Store Service**

818-840-1351

Fax—818-840-1354  
[www.studio-exchange.com](http://www.studio-exchange.com)

**SONY**

Circle (258) on Free Info Card

# Classifieds

## Equipment Rental

RENT **Avid**  
 Delivered. Anywhere.

**MEDIA COMPOSER & DRIVE RENTALS**

800.800.1361

**MOVING PICTURE**

Broadcast **ENGINEERING**  
THE JOURNAL OF DIGITAL TELEVISION™

**WhisperRoom** INC.  
 SOUND ISOLATION ENCLOSURES

PH: 423-585-5827  
 FAX: 423-585-5831

E-MAIL: [whisper@lcs.com](mailto:whisper@lcs.com)

Vocal Booths  
 Broadcast Booths  
 etc...

WEB SITE:  
[www.whisperroom.com](http://www.whisperroom.com)  
 116 S. Sugar Hollow Road  
 Morristown, Tennessee 37813



**AcousticsFirst**

Toll-Free Number: **888-765-2900**


Full product line for sound control and noise elimination.  
 Web: <http://www.acousticsfirst.com>

**DIGITAL DISTRIBUTION AMP.**  
**1 IN 4 OUT**

- High Quality
- Low Cost
- Mini Pack
- Mounting Ears

**\$285.00**

GMZ Electronics.com  
 366.269.8442  
[email@gmzelectronics.com](mailto:email@gmzelectronics.com)



[www.broadcstengineering.com](http://www.broadcstengineering.com)

**Looking for a challenging career working on "live" Television Sports & Entertainment Productions?** Then join the Leader in live mobile television broadcasts. National Mobile Television, Inc. (NMT) is the world's largest provider of mobile television broadcast facilities and crews for the production of live television broadcasts of sporting, entertainment, & corporate events. We currently operate a fleet of over 50 television trucks. We are seeking qualified candidates for the following position:

### Field Maintenance Engineers

**Responsibilities:** technical facility set up and implementation for each event, diagnosis and repair of broadcast and professional digital / analog video and audio systems and related (VTR's Cameras, Switchers, Audio, Related terminal equipment, etc.) Will be responsible for management, operations, set-up, inventory and quality of mobile unit.

**Skills/ Experience:** this position interacts with our major clients face-to-face so excellent verbal / written skills as well as outstanding customer service skills are required. AA degree in Electronics or equivalent certification, with 1-2 yrs related hands-on experience in television production systems.

All engineers are required to join the I.B.E.W. union. Flexible 4x10 work schedule, lots of travel, & Great benefits. E-mail resume + salary history to: [resumes@nmtv.com](mailto:resumes@nmtv.com) or fax to: (310) 224-4848. EEOC

## VIACOM

**Viacom's Network Operations Center broadcasts cable channels including MTV, VH1, Nickelodeon, and Showtime. To support our growing businesses, we can now offer the following opportunity in our uplink facility located in Hauppauge, Long Island:**

### Broadcast Maintenance Engineer

You'll be responsible for the installation and maintenance of our analog and digital video and data equipment in our state-of-the-art facility, the largest of its kind in the world! This includes video compression, Windows NT, switchers, routers, Sony D-2 and Digital Betacam VTR's. Must troubleshoot to component level, and efficiently remedy on-air emergencies. You should possess strong communications skills, and the ability to work on multiple projects. SBE certification preferred. All positions require flexibility to work a rotating schedule that includes some weekends. Candidates may fax a resume and cover letter designating salary requirements to (631) 435-1405 or email in Word to: [staffing@mtvnoc.com](mailto:staffing@mtvnoc.com) EOE

**KSBY-TV** the NBC affiliate of San Luis Obispo, CA. Seeks a Maintenance Engineer. This is a full-time Position. Applicants will possess the ability to troubleshoot on a component level and will learn to install and maintain broadcast equipment. Please send resume to Personnel, KSBY-TV/Z, 1772 Calle Joaquin, San Luis Obispo, CA, 93405. EOE

**CHIEF ENGINEER:** Trinity Broadcasting station. Experienced in maintenance of UHF transmitter, studio systems as well as personnel supervision and training. SBE certification a plus. Send resumes to Ben Miller. Mail: P. O. Box C-11949, Santa Ana, CA 92711; E-mail: [BMILLER@TBN.ORG](mailto:BMILLER@TBN.ORG); Fax: 714/665-2101. M/F EOE.

**PRODUCING CLASSROOM MATERIAL?** Industrial videos? Training videos? TV Ads? Enhance your production with the many different looks you can obtain with a Virtual Set. Call for a price on an ORAD Cyber Set O that's less than two years old, and a bargain! The price is right. You can see it in action before buying. Includes processors, computers, server, network hub, tracking computers, LED cameras, keyboards, monitors, cables, etc. Call 312-266-6484.

**CHIEF ENGINEER:** For Entercom Portland's 6 station cluster. Lead 4 person engineering and IT dept. 6+ years experience. Strong technical/managerial skills, proficient with studio, transmitter, computer systems, remote broadcasting, trouble shooting. Good communicator, strong people skills. FCC First Class license preferred. Send cover letter/resume to: HR - Entercom, 0700 SW Bancroft St., Portland, Oregon 97201. Email [jcombs@entercom.com](mailto:jcombs@entercom.com) EOE.

**VICTORY TELEVISION NETWORK:** Immediate opening for: experienced RF/Transmission Engineer. Good pay and benefits! If you are interested in this position, send your confidential resume to: Ron Brown, Director of Engineering, Victory Television Network, 701 Napa Valley Drive, Little Rock, AR 72211. Fax (501) 221-3837; email: [ron.brown@kvtn.org](mailto:ron.brown@kvtn.org). (501) 223-2525 voice, VTN is an Equal Opportunity Employer.

Let us help  
you in the job  
search.



Check out  
[www.dmnclassifieds.com](http://www.dmnclassifieds.com)  
for more career  
opportunities!

**EDITORIAL**

Brad Dick, *Editorial Director*  
Jerry Walker, *International Editor*  
Jim Saladin, *Senior Associate Editor*  
Laura Collins, *Associate Editor*  
Nancy Inwood, *Assistant Editor*

**ART**

Robin Morsbach, *Art Director*  
Michael J. Knust, *Senior Art Director*

**TECHNICAL CONSULTANTS**

Brad Gilmer, *Computers & Networking*  
John H. Battison, P.E., *Antennas/Radiation*  
Michael Robin, *Digital Video*  
Donald L. Markley, *Transmission Facilities*  
Harry C. Martin, *Legal*  
Larry Bloomfield, *News Technology Editor*  
Paul McGoldrick, *Industry Watcher*

**BUSINESS**

John Torrey, *V.P. Entertainment Division*  
Dennis Triola, *Group Publisher*  
Jennifer Weir, *Publishing Director*  
Sonja Shaffer, *Sr. Advertising Coordinator*  
Mary Mitchell, *Classified Adv. Coordinator*  
Sherri Gronli, *Corporate Circulation Director*  
Gayle Hutchens, *Circulation Manager*  
PRIMEDIA Business Magazines & Media  
Timothy M. Andrews, *Chief Executive Officer*  
Ron Wall, *President*  
Jack Condon, *Chief Operating Officer*  
John Skeels, *President, Corporate Services*  
Stephanie Hanaway, *Div. Dir. of Marketing*  
PRIMEDIA Business to Business Group  
David G. Ferm, *President/CEO*  
Craig Reiss, *Chief Creative Officer*  
PRIMEDIA Inc.  
Tom Rogers, *Chairman and CEO*  
Charles McCurdy, *President*  
Beverly C. Chell, *Vice Chairman*

**MEMBER ORGANIZATIONS**

Sustaining Members of:  
• Acoustical Society of America  
• Society of Broadcast Engineers  
• Society of Motion Picture and TV Engineers  
Member, American Business Media  
Member, IBA International  
Affiliate Member,  
International Teleproduction Society



**BROADCAST ENGINEERING** is edited for corporate management, engineers/technicians and other management personnel at commercial and public TV stations, post-production and recording studios, broadcast networks, cable, telephone and satellite production centers and networks.

**SUBSCRIPTIONS:** Non-qualified persons may subscribe at the following rates: United States and Canada; one year, \$65.00. Qualified and non-qualified persons in all other countries; one year, \$80.00 (surface mail); \$145.00 (air mail). Subscription information: P.O. Box 12937, Overland Park, KS 66282-2937.

Photocopy authorization for internal or personal use is granted by Primedia Business, provided that the base fee of U.S. \$2.25 per copy, plus U.S. \$0.00 per page is paid directly to Copyright Clearance Center, 222 Rosewood Dr., Danvers, MA 01923. The fee code for users of the Transactional Reporting Service is ISSN 0361-0942/2001 \$2.25+00.00. For those organizations that have been granted a photocopy license by CCC, a separate system of payment has been arranged. Prior to photocopying items for classroom use, contact CCC at (978)750-8400. For large quantity photocopy or reprint requirements contact Reprint Management Services, (717)399-1900. For microfilm copies call or write Bell & Howell Info., 300 N. Zeeb Rd., P.O. Box 1346, Ann Arbor, MI 48106-1346. Phone: (313)761-4700 or (800)521-0600.

**PRIMEDIA**  
Business Magazines & Media

©2001, PRIMEDIA Business Magazines & Media Inc. All rights reserved.

**Classifieds**

**Help Wanted**

**WE PLACE  
ENGINEERS • TECHNICIANS**  
*Employer Paid Fees - Confidential*  
*20 Years Personal Service*  
*All locations in the*  
*USA, Canada and Mexico*



**KEYSTONE INT'L., INC.**  
Dime Bank, 49 S. Main St., Pittston, PA 18640 USA  
Phone (570) 655-7143 • Fax (570) 654-5765  
e-mail: mail@keystoneint.com  
website: keystoneint.com  
We respond to all  
Employee & Employer Inquiries  
ALAN CORNISH / MARK KELLY

**COMMONWEALTH COMMUNICATIONS LLC** has an immediate opening for a qualified broadcast engineer. Responsibilities include maintenance of 7 radio stations in two markets, located 90 miles apart, in beautiful western Montana. Experience with Audiovault automation system or other computer automation a must. Resumes to KSIQ, Attn: Dennis Goodman. Fax 760-344-1763 or mail to P.O. Box 238, Brawley, CA 92227. Commonwealth Communications is an Equal Opportunity Employer.

**MAINTENANCE ENGINEER:** Excellent opportunity for a person with a strong background in computers and networks. WREG-TV in Memphis, the flagship station of the New York Times Broadcast Group is looking for an experienced television engineer with an Associate degree (or equivalent) in electronics, 3 years television station experience, and knowledge of digital television. SBE or Novell certification a plus. Females and minorities encouraged to apply. Send resume to Director of Engineering, WREG-TV, 803 Channel 3 Drive, Memphis, TN 38103. Jim.anhalt@wreg.com EOE

**BROADCAST MAINTENANCE ENGINEER:** Broadcast Engineer needed for National News Network in Washington DC. Extensive background in broadcast equipment maintenance. Team leader, minimal supervision, good communication skills, min 5 yrs experience. Digital knowledge a plus. Competitive salary and excellent Benefits. Fax resume, letter c/o Eng. Manager 202-515-2217. Email John.Cunha@turner.com

**BROADCAST PRODUCT MANAGER**

Help revolutionize the sound of television by managing product strategy for Dolby's Professional Audio product line. Dolby is developing a growing business to provide audio solutions for broadcast TV and postproduction worldwide. We seek a team player to define product features and develop product positioning in our San Francisco headquarters. The Broadcast Product Manager also prioritizes business opportunities, customer requirements, and competitor data to help set strategy for new products.

**Required:** MBA or equivalent business experience. The ideal candidate also has an engineering background and four or more years in high technology product management. **Preferred:** Knowledge of the broadcast and postproduction infrastructure and equipment.

Dolby offers a generous compensation and benefits package plus free parking and a 9/80 work schedule. Email résumé and cover letter to [resumes@dolby.com](mailto:resumes@dolby.com), with "Broadcast Product Manager" as the subject line; fax to 415-645-4000; or mail to:

Dolby Laboratories, Inc.  
Attn: Human Resources  
100 Potrero Avenue  
San Francisco, CA 94103



Dolby and the double-D symbol are registered trademarks of Dolby Laboratories  
© 2001 Dolby Laboratories, Inc. S0113878



## It's still the content

BY PAUL MCGOLDRICK

**W**e live in changing times, and it is essential that we absorb change in ways that make sense for everybody. Sometimes seeing what is relevant about new ways of doing things is not as apparent to some parts of the population as others. Lawyers, of course, are well versed in quoting precedent in order to prove their cases: Logic might sometimes better serve them.

If you have been reading this column for some time you will know that the NAB is not my favorite organization. It is impossible for a single lobbying group to represent the entire broadcast industry, with broadcasters' diverse needs. The NAB does, however, still champion causes that are entirely relevant to the whole industry. One, which has started as a radio issue, also could become extremely important in television.

The battle began when the United States Copyright Office issued a Final Rule that AM and FM broadcasters who simultaneously stream their content on the Internet should be paying royalties to the recording companies. This is a major blow for the radio industry, which has always been exempt from copyright liability for over-the-air transmission of audio recordings. The industry pays royalties to various performing rights organizations, never to the studios. The balance has been maintained over the years, even though royalties from the studio are slightly lower than they otherwise would be, because the authors, composers and performing artists also receive per-play fees. If the system changed and the broadcasters had to get a license — presumably per title or per studio — then the artists would lose out twice, being paid the lower royalties.

The notion of per title, per studio or compulsory licenses is a nightmare in how it would all be organized, especially when the copyright laws have all

been drafted to exclude such licenses. Congress has passed laws protecting the record labels by making the piracy of their materials illegal, but not until 1995 was there any public performing rights protection. The Digital Performance Right in Sound Recordings Act (DPRA) offers some measure of protection for digital recordings in interactive transmissions and for *subscription*

interfere in the Copyright Office's work, and dismissed the NAB case challenging the Final Rule. The reasoning offered was that the Digital Millennium Copyright Act of 1998 (DMCA) protected the copyright of creative works used in webcasting. Even such a short time ago, however, little was understood about how radio would evolve with the Web, and the Act was cobbled

### **The product in an AM/FM terrestrial broadcast is the same as in an Internet webcast. The delivery vehicle should be of no concern.**

audio transmissions. I haven't seen a broadcaster offering streaming audio asking for fees — have you?

The record companies already earn sizeable revenues from the over-the-air play of their material; it is a promotional system that they truly would not want to have to pay for if it was defined as advertisement. Hit songs are made or broken by over-the-air plays.

Rulemaking by the registrars of such as the Copyright Office does not, of course, happen on a whim. The request for such a ruling came from the Recording Industry Association of America, the Association for Independent Music, the American Federation of Musicians, and the American Federation of Television and Radio Artists. The NPRM and the subsequent Final Rule make it clear that these rather heavyweight players persuaded the registrar that streaming over the Internet is not a "broadcast transmission." Taken in the context of technology today does that make any sense?

A Federal judge in the U.S. District Court for eastern Pennsylvania obviously either thought the registrar was right, or did not feel the need to

together with some considerable ignorance about what the Internet really is.

It is obvious to the engineering mind that the product being offered in an AM/FM terrestrial broadcast and in an Internet webcast is the same. The delivery vehicle should be of no concern. We don't discriminate between broadcasts over-the-air, through cable or from a satellite in the TV side of the business, but this ruling could clearly open those channels for separate copyright issues as well. It also will considerably hamper streaming of video on the Web.

So, I agree (surprisingly) with the NAB on this issue. If you expected a little Internet radio appliance in your kitchen or car just hold off a while. Maybe the NAB will appeal; maybe the FCC and the Copyright Office can come to federal blows with one another; but to me this is just another instance of Hollywood and its partners going to cloud-cuckoo land with a control-freak issue. As a whole the industry does not trust its consumers, but it feeds a lot of lawyers. ■

*Paul McGoldrick is an industry consultant based on the West Coast.*

# Thank you to all of our friends in the Television Industry!



**WINNER**  
of **SBE's**  
**Technology**  
**Award**



## We Are Here.

We, at Videotek, thank the television industry for recognizing our significant achievements! Having been honored with several prestigious awards for our advanced technology in Unattended Network Monitoring genuinely defines Videotek as the world leader in test and measurement. We are most grateful for your product suggestions and continued support.

- 2001 BE Pick Hit Award for the SQM!** SQM solves 24/7 signal quality monitoring concerns with real time alarm and logging.
- 2001 TV Technology Award for the STM-350!** The STM-350 streaming video unit extends user's ability to view real time waveforms, vector, video and audio displays.
- 1999 BE Pick Hit Award for the VTM-400HD!** The VTM-400HD extends the popular VTM series features with a High Definition platform.
- 1999 SBE Technology Award (Product of the Year) for the SpyderWeb!** The SpyderWeb software enables centralized monitoring and remote control of multiple VTMs.
- 1999 Emmy Winner for the VTM-200!** The VTM-200 displays waveform, vector and picture audio on a single VGA.

So, find out for yourself what hundreds of leading broadcast facilities already know — when you need dependable Unattended Network Monitoring solutions — **WE ARE HERE.**

Call Videotek Today!

**VIDEOTEK**<sup>®</sup>  
A Zero Defects Company

People Who Use Videotek Think Clearer.<sup>SM</sup>

Circle (102) on Free Info Card

Toll Free: 800-800-5719 [www.videotek.com](http://www.videotek.com)  
Direct: 610-327-2292

The compact,  
powerful, reliable,  
expandable, sensible,  
plug and play, low-cost,  
so you can rest  
router.




- 32 x 16 expands to 32 x 32
- Compact 2RU frame with front loading modules
- New ASI signal routing
- Hot swappable, redundant AC power supplies
- DC power supplies ideal for Telco applications
- Comprehensive signal format support
- All-inclusive control system

Where do you turn for routing relief?

Want a simple, economical, plug and play solution that will be effective on your toughest applications?

At Leitch, we prescribe the fast-acting Via™ for easy, black box routing. The compact yet expandable Via goes to work in seconds, while its hot-swappable AC or DC power supplies and alarm capabilities guarantee long-lasting reliability.



Via is now even powerful enough to handle your ASI signals, and can be combined with Leitch's new Command Control System to provide a holistic treatment for your entire operation.

And now, the name so widely trusted by industry professionals is also painlessly priced.

Take two and call Leitch at 1-416-445-9640.

Now, when you purchase a 32x32S SDI video router, select one of the following **ABSOLUTELY FREE!**

XPress 12x1S XPress 12x1V  
FR-6804-1 DA frame with  
VSM-6804 D/A

Circle (103) on Free Info Card