

# E

PROFESSIONAL  
PROJECT  
RECORDING  
& SOUND



FIRST LOOK  
yamaha srev1

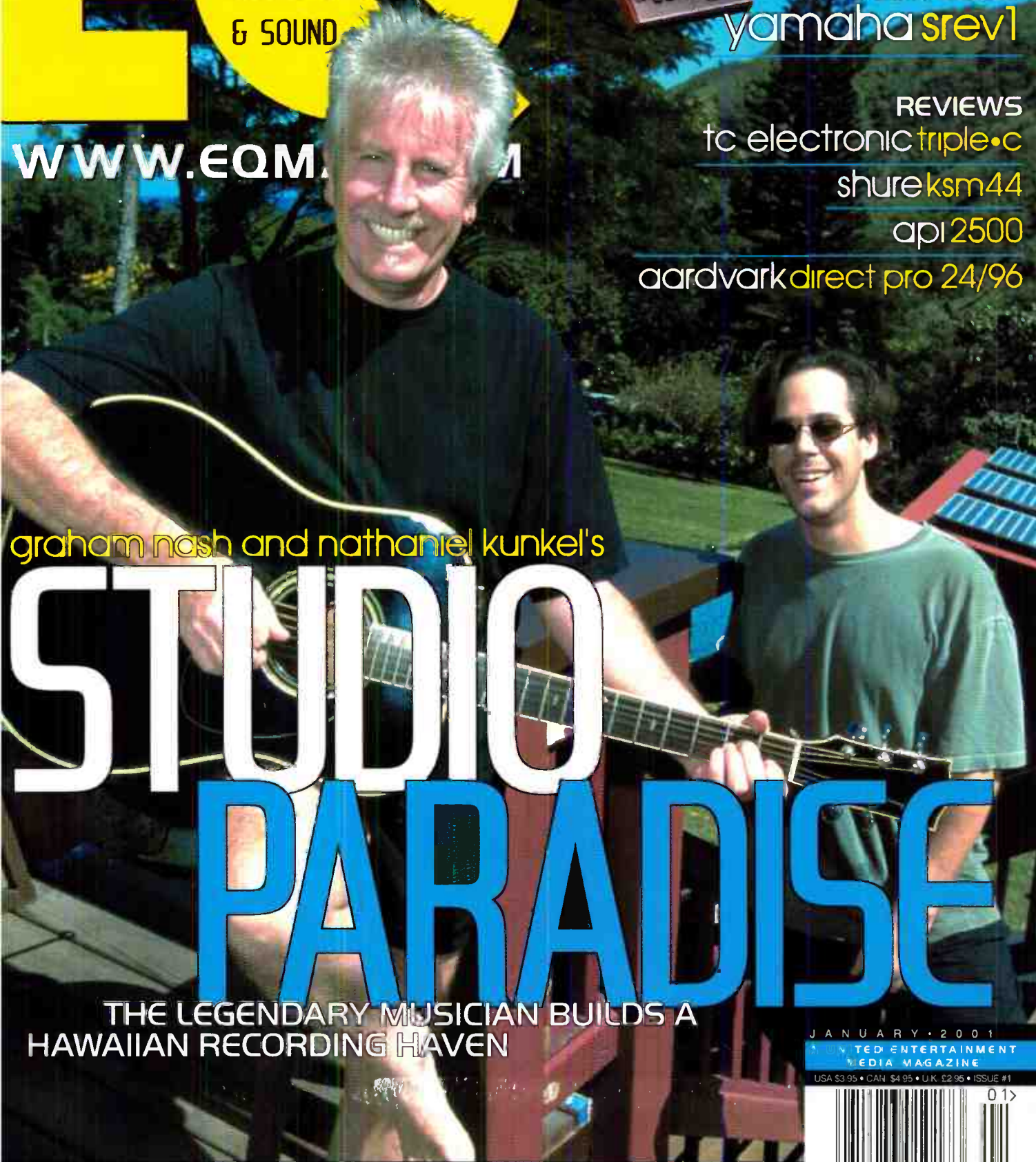
REVIEWS  
tc electronic triple•c

shure ksm44

api 2500

aardvark direct pro 24/96

WWW.EQM.COM



graham nash and nathaniel kunkel's

# STUDIO PARADISE

THE LEGENDARY MUSICIAN BUILDS A  
HAWAIIAN RECORDING HAVEN

JANUARY • 2001

BY TED ENTERTAINMENT  
MEDIA MAGAZINE

USA \$3.95 • CAN \$4.95 • U.K. £2.95 • ISSUE #1



BRANCHING OUT INTO VIDEO GAME AUDIO

# CLASH OF THE TRITONS

THE RACK



IN THIS CORNER

- THE HARD-HITTING NEWCOMER
- SAME SOUND / SAMPLING / FX PUNCH AS THE CHAMP
- 8 PCM EXPANSION SLOTS
- PLAYBACK SEQUENCER
- S/PDIF DIGITAL I/O
- OPTIONAL ADAT & MLAN DIGITAL I/O

IN THIS CORNER

- THE UNDISPUTED CHAMPION
- AWESOME SOUND & FX
- GOLIATH SAMPLING POWER
- SENSATIONAL SEQUENCING
- DUAL POLYPHONIC ARPEGGIATORS
- USER-INSTALLABLE EXPANSION



THE KEYBOARD

# WORLD CHAMPIONSHIP HEAVYWEIGHT ACTION

KORG

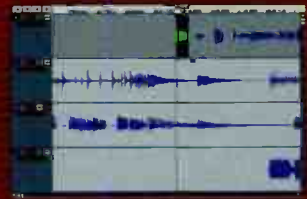


©2000 KORG USA. FOR THE KORG DEALER NEAREST YOU: (800) 335-8000. FOR MORE INFO VIA FAXBACK: (631) 393-8530, DOC# 3503. WWW.KORG.COM

All registered trademarks herein are the properties of their respective owners.

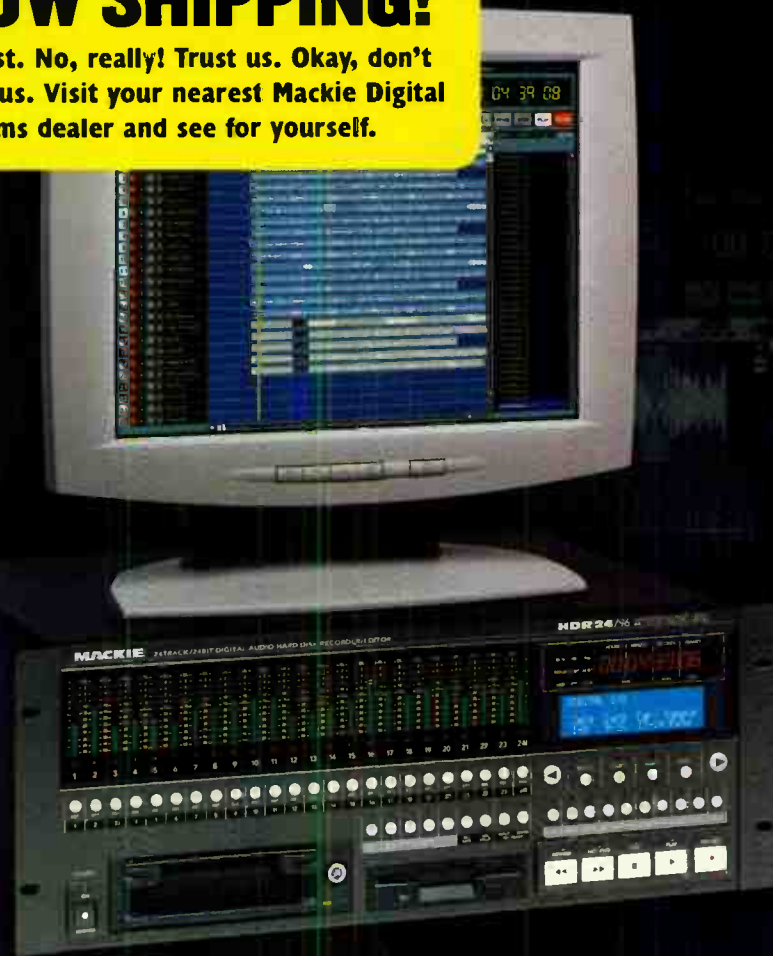
CIRCLE 21 ON FREE INFO CARD  
World Radio History

# HDR24/96. MACKIE'S NEW 24 TRACK RECORDER. WORKS WITH ANY MIXER. NO EXTRA COMPUTER OR SOFTWARE NEEDED.

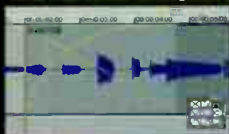


## NOW SHIPPING!

Honest. No, really! Trust us. Okay, don't trust us. Visit your nearest Mackie Digital Systems dealer and see for yourself.



### HDR24/96 editing features include:



18 takes per track with non-destructive comping, nondestructive cut/copy/paste of tracks, regions, drag-and-drop fades & crossfades, 1x/2x/4x/8x/24x waveform views, bidirectional cursor scrub locators

and loops... with 999 undos — but without requiring an external computer! Coming soon: extended DSP processing and editing functions.

- Built-in 20-gig Ultra-DMA hard disk plus front panel bay for additional easily available pullout drives
- Intuitive analog tape deck interface and monitoring
- Syncs to SMPTE, MIDI, Black Burst, without extra cards
- Unlimited HDR24/96 linking! Sync 48, 72, 96, 128 or more tracks sample accurately;
- 96kHz recording via software update and optional 96kHz I/O cards
- Digital 8 • Bus I/O cards—mix and match!
- 3.5-inch disk drive for software upgrades & tempo map importing
- Fast Ethernet port built-in
- Remotes available.

- 24 tracks...24-bits
- Built-in full-feature digital workstation editing
- Affordable pull-out media
- Built-in SVGA, mouse & keyboard ports
- Built-in 100BaseT Ethernet

New hard disk recorders are popping up all over the place. Our new HDR24/96 is the only recorder with built-in nondestructive graphic waveform editing. Just plug in a mouse, keyboard and SVGA monitor to view all recorder parameters on screen in real time. Enjoy complete editing control with unlimited levels of undo, drag-and-drop crossfades with 9 preset combinations plus fade/crossfade editor. And look forward to more powerful DSP-based editing features in the near future.

The HDR24/96 uses pull out Ultra-DMA hard drives and \$29 removable cartridges—so affordable that you can keep one for each project—over 90 minutes of 24-track recording time costs less than a reel of 2-inch tape!

Call or visit our website for info on the new HDR24/96. Shipping now from Mackie Digital Systems. ★

**MACKIE**  
Digital Systems

[www.mackie.com](http://www.mackie.com)

888/348-6301

DIGITAL MACKIES  
AT OUR FACTORY IN  
WOODBRIDGE, VA, USA

CIRCLE 23 ON FREE INFO CARD  
World Radio History



VOLUME 12 • ISSUE 1

# CONTENTS

## FEATURES

- 54 PROJECT IN PARADISE**  
Graham Nash and Nathaniel Kunkel design and build a studio in paradise  
*by Mr. Bonzai*
- 64 FROM THE HEART**  
Ed Cherney uses his instincts to engineer and produce hit records  
*by Howard Massey*
- 70 SCORING IN THE BIG GAME**  
Today's game music rivals major film scores  
*by Jim Bordner*
- 89 THE ENDS JUSTIFY THE MEANS**  
Mike Shipley goes to extreme lengths in pursuit of the ultimate mix  
*by Howard Massey*

## TECHNIQUES

- 36 IN LOVE WITH THE THUNDER**  
Malcolm Luker shares his techniques for recording orchestras in surround  
*by Bobby Owsinski*
- 40 ADVENTURES IN BIT BUDGETING**  
Managing and controlling bit rates for surround sound delivery  
*by Rich Tozzoli*
- 46 FROM THE TRENCHES**  
Low-budget production tips and techniques  
*by Dave Aron with Steve La Cerra*
- 46 MUSIC EDITOR**  
Daryl Kell discusses what it takes to be a first-call Hollywood music editor  
*by Bobby Owsinski*

**ON THE COVER:**  
Graham Nash and Nathaniel Kunkel in Hawaii.  
Photo by Mr. Bonzai

## REVIEWS

- 94 **API 2500 STEREO/DUAL-MONO BUS COMPRESSOR**  
*by Mitch Gallagher*
- 100 **NATIVE INSTRUMENTS PRO-52 SOFTWARE SYNTHESIZER**  
*by Craig Anderton*
- 104 **SHURE KSM44 CONDENSER MIC**  
*by Martin Davidson*
- 108 **TC ELECTRONIC TRIPLE-C MULTIBAND COMPRESSOR/LIMITER**  
*by Rob McLaughly*
- 112 **AARDVARK DIRECT PRO 24/96**  
*by Howard Massey*

## COLUMNS

- 118 **INDUSTRY INSIDER: COMPRESSION AND THE ART OF MASTERING**  
Hotter tracks without losing dynamics  
*by Craig Anderton*
- 122 **KURMUDGEON'S KOUCH: FANNING/BANNING THE FLAMES**  
Keeping it cool online  
*by Al Kooper*
- 124 **GUEST ROOM WARRIOR: ALS IK KAN**  
Good craftsmanship is good bus ness  
*by Jim Bordner*
- 126 **THE FEZ GUYS: FROM HERE ON UP IT'S ALL DOWNHILL**  
The long-awaited online music wake-up call  
*By Jon Luini & Allen Whitman*
- 146 **ACROSS THE BOARD: 2001, SPACE ODYSSEY**  
Life is good, but new equipment makes it even better  
*By Roger Nichols*

## DEPARTMENTS

- 6 **EDITORIAL**
- 10 **LETTERS TO EQ**
- 14 **ON THE BOARDS**
- 18 **PRODUCT VIEWS**
- 24 **FIRST LOOK: JBL EVO**
- 26 **FIRST LOOK: YAMAHA SREVI**
- 28 **RIISING STAR: BILLY BUSH**
- 30 **ROOM WITH A VU: RED ROCK**
- 32 **ROOM WITH A VU: PORCELAIN GOD**
- 36 **MICROPHILE: MBHO MBNM648**
- 127 **AD INDEX**



## EDITORIAL

MITCH GALLAGHER  
Editor

ANTHONY SAVONA  
Managing Editor

CRAIG ANDERTON  
Technology Editor

STEVE LA CERRA  
Senior Editor

HOWARD MASSEY  
Associate Editor

RUSSELL MIKOWSKI  
MICHAEL SANCHEZ & SCOTT ARUTI  
Assistant Editors

JIM BORDNER, DAVID FRANGIONI, AL KOOPER,  
JON LUINI, ROGER NICHOLS, BOBBY OWSINSKI,  
RICH TOZZOLI, ALLEN WHITMAN  
Contributing Editors

MR. BONZAI  
Editor-At-Large

## EQ ONLINE

MITCH GALLAGHER  
Web Editor

ROBERT GRANGER  
Webmaster

## EXECUTIVE

PAUL GALLO  
President

MARTIN PORTER  
Senior Vice President/Publishing Director

TIM WETMORE  
Editorial Director

## SALES & MARKETING

ANDY MYERS  
Tel: 914-271-3334, Fax: 914-271-3773  
International Sales Manager

MICHAEL MATHIESON  
Tel: 631-493-9470, Fax: 631-462-9650  
East Coast Sales

TARA ESPOSITO  
Tel: 212-378-0456, Fax: 212-378-2158  
Midwest Sales

LEN KEELER  
Tel: 909-672-8059, Fax: 909-672-8058

HOLLY O'HAIR  
Tel: 909-693-9598, Fax: 909-693-9598

MARGARET SEKELSKY  
Tel: 212-378-0491, Fax: 212-378-2158  
West Coast Sales

CHRISTINE VELA  
Tel: 631-547-1180, Fax: 631-547-1181  
Manager of Specialty Sales/Classified Sales

CRISTINA GALLO  
Director, Special Projects & Events

DANIELLE CIARDULLO  
Marketing Specialist

## ART & PRODUCTION

MARSHALL MOSELEY  
Art Director

GREG GENNARO  
Associate Art Director

RIVA DANZIG  
Creative Director

FRED VEGA  
Production Manager

ANNETTE GOLLOP  
Circulation Manager

PUBLISHED BY UNITED ENTERTAINMENT MEDIA, INC.

EDITORIAL OFFICES: 460 Park Ave. South, 9th Floor, New York, NY

10016-7315. TEL: 212-378-0400. FAX: 212-378-2160

EMAIL: eqmagazine@aol.com

SUBSCRIPTIONS: EQ Magazine, P.O. Box 0532, Baldwin, NY 11510.

TEL: 212-378-0449. EMAIL: circulation@uemedia.com

ARTICLE REPRINTS: TEL: 212-378-0438. EMAIL: reprints@uemedia.com

ADMINISTRATIVE/SALES OFFICES: 460 Park Ave. South, 9th Floor, New York,

NY 10016-7315. TEL: 212-378-0400. FAX: 212-378-2160

WEB SITES: www.eqmag.com & www.prosoundnews.com

EQ (ISSN 1050-7868) is published monthly plus Buyer's Guide in December by United Entertainment Media, Inc., 460 Park Ave. S., 9th fl., New York, NY 10016-7315.

Periodicals postage paid at New York, NY and additional mailing offices. POSTMASTER: Send address changes to EQ, P.O. Box 0532, Baldwin, NY 11510-0532.

SUBSCRIPTIONS: U.S. \$29.95 for 1 yr.; CANADA add \$10 per yr. for surface; other countries add \$15 per yr. for surface. All add \$30 per yr. for Airmail. All subscriptions outside the U.S. must be pre-paid in U.S. funds-by International Money Order, checks draw from a bank located in the USA Visa, MasterCard or American Express. Back issues \$5. All product information is subject to change; publisher assumes no responsibility for such changes. All listed model numbers and product names are manufacturers' registered trademarks.

Printed in the U.S.A.



United Entertainment Media

## Force of Habit

About a month ago, as I write this, I underwent laser surgery on my eyes. Pretty amazing, really; after almost 30 years of wearing glasses, seven minutes under a beam of light per eye and I can see perfectly. Naturally, after all that time wearing specs, I developed a few hard-to-break habits. I still reach for my glasses when I wake up in the morning in order to see what time it is. Every time I bend over or tilt my head forward, I feel an urge to push my glasses up. Since I'm not wearing glasses, I catch myself reflexively squinting to see clearly, when in fact I can see just fine with my eyes wide open.

The experience got me thinking about habits, and naturally, when I'm thinking about something it ends up as fodder for an editorial (convenient for me, since I have to write these things each month). We all know habits can be good things; often they allow us to accomplish tasks with increased efficiency, they can free our minds from dealing with the mundane, thus letting us put our gray matter to work on higher-level or more creative tasks, and so on.

However, habits can also carry a negative aspect — the dreaded *bad habit*. (Not that I have any of those myself, but I've heard that people occasionally suffer from them.) But the point of this editorial isn't to get you thinking about your bad habits. (Assuming you have any — if you're in doubt, ask your significant other or spouse; surely they can put together a list for you.) No, the point here is to consider a more subtle kind of habit: responding to various situations through habit or by always doing what you normally do.

Specifically, let's talk about this as it applies to creative endeavors such as engineering, producing, composing, and playing an instrument. How many times do you find yourself "automatically" doing something in your studio? Miking a vocal? Throw up this mic; it always works. Need to compress electric bass? Patch in the box you always use for that application. Need a reverb? Preset 103, "Bright Vocal Hall" always works. On and on...in some ways, making automatic choices through habit is cool — it lets you work faster, and you can devote your mind to other aspects of the job at hand. However, it can also lead to "doing things in the way you've always done them," which ultimately isn't conducive to enhanced creativity.

Since I don't have any bad habits to break (depending on who you ask), here's my New Year's resolution: I'm going to take a brief instant to think before I make each move in the studio. Maybe after thinking about it, I'll make the exact same decision I would have made automatically, but at least I'll be actively controlling the creative decisions I make and therefore more actively controlling the quality of the music I'm making.

**Happy New Year!**

—Mitch Gallagher  
mgallagher@uemedia.com



# MUSIC TO OUR EARS...



*"StorCase carriers have become the de facto standard removable for transporting and mounting hard drives. They allow seamless integration between digital workstations and enable us to work fast with proven reliability. That's why we choose StorCase."*

**Sony Picture Studios**



*"The Kingston/StorCase products are the choice of the professional in the film, audio and post production industry."*

**TASCAM.**  
a whole world of recording

**Jim Lucas**  
**TASCAM**



TASCAM MX-2424 shown with StorCase RJR100 removable



*"The StorCase Data Express system is such an integral fixture in motion picture sound post production that it is impossible to imagine any aspect of our work where it is not used."*

**Liberty Livewire Audio,**  
Todd Hollywood Division

**LIBERTY LIVEWIRE**  
CORPORATION

... ARE THE HIGH-NOTES THAT KINGSTON/STORCASE HAVE received from prestigious customers like Sony, TASCAM, FPC/Kodak and Liberty Livewire Audio. Editing commonly requires the use of multiple removable drives that are often swapped between workstations or transported from location to location. Whether mounted into a TASCAM unit or into our Data Silo® DS320 2-bay or DS351 4-bay rack mount chassis, Data Express® and RhinoJR® are the removable drive units of choice in the entertainment industry and have been for years because they continue to work flawlessly.

Call a Kingston/StorCase representative today at (800) 435-0670 to order your FREE 60 day evaluation unit and experience reliable, worry free removable storage for yourself.

[www.storcase.com/jump/av/](http://www.storcase.com/jump/av/)

 **StorCase™**  
TECHNOLOGY  
A Kingston Technology Company



©2000 StorCase Technology, Inc. A Kingston Technology Company. 17600 Newhepe Street, Fountain Valley, CA 92708, USA (714) 438-1850, Fax (714) 438-1847 All trademarks and registered trademarks are the property of their respective owners.

CIRCLE 41 ON FREE INFO CARD

## Roland's most powerful synthesizer/sample player in history

- 128 voices/32-part multitimbral operation
- Over 1,200 factory patches
- Load up to 128MB of Roland, Akai®, .wav and AIFF samples
- 5 effects processors w/ 90 algorithms: 24-bit reverbs, COSM™ modeling, remix effects, RSS™ 3D effects and more
- 8 24-bit analog outs w/ EQ; 2 S/PDIF outs; R-BUS 8-ch. digital out
- 4 SRX expansion slots and 4 SR-JV80 expansion slots
- SmartMedia\* patch and sample storage
- Built-in SCSI and word clock input
- New Matrix Modulation

Roland

XV-5080

128 VOICES 8x EXPANSION

VOLUME



MIN  
MAX  
(PUSH) PHRASE PREVIEW

PATCH PLAY

Rx-Ch= 1

USER: 128 S760 Strin

Partial C 2 Category  
(STR: SYMPHONIC1AA) STR(Strinas)

COMMON

WG

TUF

TVA

LF

PHONES

SYSTEM/  
UTILITY

F1

F2

F3

F4



○ The Ultimate.



**Roland**  
**XV-5080 Synthesizer/Sample Playback Module**

[www.rolandus.com](http://www.rolandus.com) Faxback Information: (323) 890-3780 doc. #10419

\*SmartMedia is a trademark of Toshiba Corporation. Akai is a registered trademark of Akai Electric Co., Ltd.

**CIRCLE 29 ON FREE INFO CARD**  
World Radio History



## JUST SAY NO

You can not only have an *amen*, but a *hal-lelujah*. ["Just Say No," November 2000] It was a breath of fresh air to read how you are encouraging all music makers to take a stand against ripping off fellow musicians' compositions.

In the Napster age, when the public is beginning to think that free music is a God-given entitlement (life, liberty, and the pursuit of ripping), we as a music community must speak loud and clear about what's right, especially among ourselves. I have spent sixteen years educating people about not stealing music off commercial records for their productions with my music library, Signature Music. I've heard all the excuses and phony justifications. ("Hey, I'm only going to use fifteen seconds of it.")

Years ago I picked up a cue from my associate Doug Wood at OmniMusic (now on ASCAP's board of directors and doing great things for commercial instrumental composers). He decided to clear his library of all sound-alikes for self-preservation against lawsuits.

In the quest for having their music heard or being paid anything just to have a music gig, I'm afraid some producers will stoop to aid and abet copyright infringers. It's too bad. Some of them are just young and naive. Your article will help them develop awareness and professional conduct. Others will just be whores, but it's the responsible musician's duty to keep that to a minimum. Testify, brother Jim!

Bill Mullin  
Signature Music

**"IN THE NAPSTER AGE, WHEN THE PUBLIC IS BEGINNING TO THINK THAT FREE MUSIC IS A GOD-GIVEN ENTITLEMENT (LIFE, LIBERTY, AND THE PURSUIT OF RIPPING), WE AS A MUSIC COMMUNITY MUST SPEAK LOUD AND CLEAR ABOUT WHAT'S RIGHT, ESPECIALLY AMONG OURSELVES."**

—BILL MULLIN, SIGNATURE MUSIC

## THE NERVE

This column struck a nerve! ["Just Say No," November 2000] The illegal use of copyrighted music has been a real problem in the radio industry for years. Especially in smaller markets where the advertisers have very limited budgets and can't even consider having a studio produce a custom music package. Over eighteen years I don't know how many times I've had heated words with the sales department, refusing to do an ad with copyrighted music in it.

ASCAP has been aggressive in combating this and (maybe) the stations and advertisers are finally getting the idea. But a lot of musicians have missed a lot of royalties because of it.

Robert Moulton  
via email

## THE DONGLE DILEMMA

I was just reading your review on Nuendo. [Nov., 2000] My email is about your comment on the copy protection of Nuendo. The dongle has started many pointless arguments in the past — people seem to disagree with it "just because." However, your point about the dongle as a weakness is that it "can be a hassle if you work on multiple computer systems (such as a laptop and a desktop)." I'd have to say that this comment holds no grounds. If you read the software license agreement, you can only install Nuendo on one machine anyway. So, if you were to install it on a desktop and a laptop you would be breaking the software license agreement. Just something to think about....

Christopher Hawkins  
Streamworks Audio

## NATURAL HIGHS

In the November 2000 issue, Tony Visconti states that, "You're not going to get clarity out of a bass amp." I've been tracking my Wal basses via a DI and an SWR bass head with Goliath cabinet for some time now. Never completely satisfied with combining, I would use one or the other depending on the song — usually the DI.

One day I tried miking the cabinet's speaker and tweeter separately and discovered that, once properly tweaked, the essential tone, as well as

the attack characteristics, were virtually identical to the DI but with preferable warmth and character. You can add more or less high end without EQing, and also overdrive sounds better through the amp than the DI. The Wals have wonderful fidelity and presence, and every bit of it is now translated through the SWR rig into my sessions. I guess you really can get clarity out of a bass amp after all!

Steve Miles  
West Palm Beach, FL

## AT LEAST HE KEPT AN OPEN MIND

Please cancel my subscription — it went into the trash as soon as I saw Marilyn "Moron" on the cover. I have no use for any of your magazines ever again.

Rick  
Bassax Music Studio  
Dallas, TX

## MORAL DECLINE

I have been a loyal fan of your magazine for several years. I enjoy the informative reviews and other regular columns in your magazine. I must, however, take issue with this month's cover featuring Marilyn Manson. I don't believe that showing his horrid face on your magazine shows any moral consideration on your part. This self-proclaimed anti-Christ and others like him, along with major record labels, are the leading factors in the moral decline in the United States and the world. As long as idiots like him have a way of getting their face and work shown in the media, Satan will continue to have a death grip on the youth of the world.

Bill Orr  
Edgemoor, SC

## RAP AS SCAPEGOAT

In response to the "Use It, Don't Abuse It" letter in the November, 2000 issue: Why does rap always have to be a scapegoat? I don't like rap, but, quite frankly, I'm sick of hearing people blame it for the "downfall" of modern music. It takes plenty of talent to program beats and whatnot into drum machines. I mixed a few demos for a friend of mine; he wrote some hip-hop music and one of his friends rapped lyrics

Finally, a machine that does everything  
but deliver your demo to the A&R guys.



MasterLink ML-9600™. Think of it as a complete mastering house in a box. The ultimate do-it-yourself mixing and mastering system, with features like advanced 24-bit/96kHz hard-disk recording. Built-in editing and finishing tools. And the ability to burn your choice of industry-standard Red Book or state-of-the-art CD24™ formats. Whether you're cutting a new demo, or releasing your latest hot tracks to your adoring fans. And all wrapped up in one hot little package – yet priced so low, the question isn't whether you can afford it – but how can you possibly go on living without one? So don't wait. Call 800-5-ALESIS or visit [www.alesis.com](http://www.alesis.com) today. Or better yet, just get off your musically inclined little butt and buy one. After all, it's only your career we're talking about here.

**ALESIS**

CIRCLE 72 ON FREE INFO CARD  
World Radio History

**"IF YOU REALLY WANT TO DO MODERN MUSIC A FAVOR, WRITE A LETTER TO ALL OF THE WORTHLESS STAFF PRODUCERS AT THE MAJOR LABELS. THEY'RE THE ONES CRANKING OUT THE GARBAGE YOU SEE ON MTV."**

—CHRIS BROWN, POWER PYE STUDIOS

over the top. They sat for hours working with their numerous samplers, synths, and modules — as long as someone would sit with a guitar strumming chords to write a song.

I don't like the music they're coming up with, but you can't say it doesn't take talent, or that people who make rap music are less skilled or intelligent. If you really want to do modern music a favor, write a letter to all of the worthless staff producers at the major labels. They're the ones cranking out the garbage you see on MTV.

Chris Brown  
Power Pye Studios  
Pittsburgh, PA

**COULD YOU ELABORATE?**

I read Ed Biallach's letter in the November 2000 issue with much interest. I was surprised at how similar my reaction to EMTEC's advertisement was. I too "ripped the ad out of the new issue" — it made a great pin-up! I too "considered canceling my subscription" — not to *EQ* but to *Playboy*! I mean, with the high-quality articles in your publication, I no longer need to read the pictures...I mean articles... (sorry for the slip) in *Playboy*. Is there any chance the Media Goddess will appear in a fold out?

Then, in the same issue, I saw EMTEC's vice president of sales and marketing, Studio and Broadcast Products — her smiling face was just above the Media Goddess — is she the next Media Goddess? Maybe she could elaborate, for our "convenience and pleasure," a little on what the Media Goddess has to teach us.

Bill Prentice  
via email

**LOVE/HATE RELATIONSHIP**

There are six regular employees at our studio who are loyal fans of your magazine. We've been reading you since the first issue and have largely built the studio using the magazine as a guidebook. We love you.

However, independently and unanimously, all six of us began whining about the new format and font. It's very hard to read. We all hate it.

Sonny Gentry  
Exit 56 Studios  
Memphis, Tennessee

**IT'S A TREAT**

A beautiful job on the redesign of *EQ*. The layout/format is fresh, clean, easy to navigate, easy on the eyes, and a real treat.

Dan DeMars  
Norwich, VT

**NOT PORN**

Regarding letters to *EQ* in the November 2000 issue, where exactly is the pornography in the BASF advertisement? Is the female form pornographic in and of itself? Is every statue of the female form pornography? I'm baffled by this line of thought. To the person who wrote the letter titled "Porn Ads," I would suggest that he open his eyes. What he will see is the interior of his own colon! I guess if you're gonna pull the BASF ad, you better pull the Joe Meek ad, too. After all, he did kill his landlord and she was someone's wife and/or daughter.

Hans Schneider  
via email

**CONSPIRACY THEORY**

Howard Massey starts with a false premise in Part I of "Surround Sound in the Project Studio." [October 2000] He writes that analog technology "didn't allow" surround, "which is one reason Quad didn't take off in the '70s." I can think of at least three analog formats of that era that could deliver Quadrophonic sound: LP, eight-track cartridge, and 1/4-inch open-reel tape. The last is considered a very good — in fact, "audiophile" — delivery medium.

The reason Quad didn't take off is that consumers didn't perceive the benefits as outweighing the extra costs and burdens involved. Hmm — aren't those even greater with six-channel sound?

Then Mr. Massey accuses those of us who see surround as being driven from the top down of being "conspiracy theorists." It doesn't take a conspiracy or a theory to see the fact that surround is being promoted despite objections that no one knows what to do with the LFE speaker or the "dialog" channel, nor how to design a control room for surround. This suggests that something besides demand is driving surround.

I hope the "surround hounds" understand that what they are advocating

is the elimination of music as an aural experience. Joe Public will sit on his "home theater" chair and listen to 5.1 music while staring at a blank screen. A blank screen! Nature abhors a vacuum. An empty canvas *will be filled*. If they have a screen, they will soon demand that we put a picture on it. The inevitable end result will be a *visually* driven presentation instead of music. Can any audio professional believe that this is a worthwhile goal?

Dan Popp  
Colors Audio

**PASSION**

Great editorial! ["Word For The Day," November 2000] I'd like to let you know of a project that I recently finished. My latest CD, *Fluid*, was the product of my own challenge to create a collection of new music from the manipulation of a single sound. It worked. I took a 14-second sample, and, through the magic of recording technology — using a modest project studio setup — turned that sound into a 54-minute CD of music. I spent two solid months on this project, even turning down paying work in the process. Why? Well, you said it in your editorial — *passion*. Sometimes just stepping back, taking a moment, and realizing what drives us to be a part of this business can make a significant impact.

Michael Oster  
F7 Sound and Vision

**CLARIFICATION**

In our November issue, the studio used to illustrate the second part of Howard Massey's "Surround Sound in the Project Studio" was Margarita Mix de Santa Mónica, a full-blown commercial production facility with 5.1 surround capabilities. It was not our intention to imply that Margarita Mix is project studio; the photo was used to exemplify what a well-done surround studio could look like. We apologize for any confusion we may have caused.

**WRITEEQ**

SEND YOUR THOUGHT-PROVOKING COMMENTS TO:  
EQ MAGAZINE  
LETTERS TO THE EDITOR,  
460 PARK AVE., S., 9TH FL  
NEW YORK, NY 10016  
EMAIL:  
EQMAGAZINE@AOL.COM  
WEB:  
WWW.EQMAG.COM

Pro Tools

5.1



## The New Standard

Integrated Surround Mixing



Expanded Control Surface Options

More Processing Power and Flexibility



Total Session Portability

New Creativity and Editing Tools

[www.digidesign.com/protools](http://www.digidesign.com/protools)

1.800.333.2137 code **676**

*The Power of True Integration*

**digidesign**

A division of **Avid**

© 1999. Digidesign and Pro Tools are registered trademarks of Avid Technology, Inc. or its subsidiaries or divisions. All trademarks are the property of their respective holders. All features and specifications subject to change without notice.

CIRCLE 09 ON FREE INFO CARD  
World Radio History

**HIGH-SPEED CD-R BURNER**

*Well? Is it real-time or nothing? Do you guys ever let a fast one go out?*

—Jules

The best speed to use is 2x. If you use 1x, the laser can burn pits that are too deep, resulting in errors.

—Irbreez

1x got me in trouble. I only burn at 4x now, never had a single problem at that rate. Besides, you don't have to wait nearly as long.

—alphajerk

I have a LaCie 12x (Sanyo) and a LaCie 8x (Yamaha). Both writers are Firewire. No problems at 12x or 8x.

—InSights7

The recommended speed from most duplication houses is 2x. Use 2x for final master CDs that are going to replication. Use the faster speeds for data archival and for test discs (if you're in a hurry).

—David Frangioni

**VOCALS SITTING ON TOP OF THE MIX**

*How do I get male tenor vocals to sit nicely inside the mix? I don't know which EQ bands to cut in the music to make it fit, and so the vocal seems to be on top and separated from the music.*

—scott184

This is always a common problem. Especially when I have worked in Nashville, the word from the top has been, "Make sure that vocal is loud."

It sounds like you are getting the music to balance, and then trying to place the vocal. Try this instead — it will feel weird at first, but trust me, it will work eventually: The first thing to push up is the vocal. Put a little reverb or whatever on it, and then concentrate on building the music around the vocals, not the other way around. You'll intuitively

shape the music to wrap around and embrace the vocals — and when you're going for that final balance, turn the monitors way down, even mono it and turn off one speaker, and see what you have — that's where the truth should be. Then, you may want to use overall compression (and EQ, perhaps) to really get it to glue together.

—Ed Cherney

That works for anything you have trouble placing. I just had a mix I was working on with a double-tracked baritone Danelectro guitar, and while I thought the mix sounded nice and full, the bass was lost, and competing with the guitar in definition. Well, the "leader" of the band was the bassist, so you had to be able to hear the bass at all times (politics). After bringing up the bass fader, then the guitar again to match it, the drums were getting drowned out, so pulling them up became necessary (the nasty cycle of competitive levels).

In a fit, I pulled every fader down and put up the bass, comparing the level to pre-released CDs and then never touched it after that. All level changes were made by lowering the other faders or with EQ. Next, I brought up the drums, guitar, and vox, all around the bass. Needless to say, the mix ended up sounding far better than it had. You can also use this technique for any part that is the hook of the section.

—alphajerk

**CREATING AND MARKETING MY OWN CD**

*I'd like to know how hard it would be, after recording my CD, to market it and get it to sell. I need to know what the steps would be to get it to the public. I'm thinking things like copyright, ASCAP, royalties, etc. Where could I find this type of information? Are there books available about this?*

—Finger Picker

To get copyright forms, go to the Library

**WEBLINK**

Have a question you'd like answered? Visit Roger Nichols, George Massenburg, Ed Cherney, Al Kooper, and David Frangioni online at [www.eqmag.com](http://www.eqmag.com).

of Congress Web site (<http://lcweb.loc.gov/copyright/forms/>).

You need Adobe Acrobat Reader, then you can download and print the forms right from the site. You want form SR for "sound recordings." Then you can do one of two things: you can submit each song individually for either 20 or 30 bucks a pop, on a cassette or some other sound recording medium, or you can submit a string of tunes as "The Collected Works of (your name here)."

At least one other thing you'll want to do is to make sure you get a UPC symbol on your CD before you have everything finalized. This will enable you to market your CD in stores.

As for ASCAP, BMI, etc., I think you have to be in a position to be getting some airplay before you need to worry about this.

—tedsolues

I'm pretty clear on the copyright forms, but what is a UPC symbol? Also, I'd like to be able to get airplay because that's the best way to get the public to hear your stuff. Since I do a lot of solo guitar arrangements on other people's songs, do I go through the same copyright procedure on those tunes as I would on the ones I write myself? If I use someone else's music that I arranged for guitar, how do I go about getting permission to use their music and pay the royalties, etc.?

—Finger Picker

To use music composed by someone else, you need to find out who the publisher is and get permission to record the material. You do not have to copyright your arrangement of that material. To find these publishers, go to [www.ascap.com](http://www.ascap.com) and/or [www.bmi.com](http://www.bmi.com), depending on the songwriter's performing rights affiliation, and search the database for the song you want to record. It will list the writers and the publisher. Contact the publisher and find out what is required to use the song on your CD. You will have to pay mechanical royalties to the writer/publisher for every song on the CD that you didn't write yourself. If there will be several on the CD, it will require accurate



AL KOOPER  
GUIDE TO THE MUSIC BIZ

ED CHERNEY  
BEHIND THE BIG BOARDS

ROGER NICHOLS  
DIGITAL RECORDING FORUM

GEORGE MASSENBURG  
ASK GEORGE MASSENBURG

DAVID FRANGIONI  
STUDIO TECH

# GET RIGHT TO THE POINT...

*At first glance all powered monitors may look similar- they have woofers and tweeters and amplifiers, all mounted in a box. But that's where the similarity ends.*

- Patented trans\*nova/trans\*ana amplifier circuitry for more open, dynamic sound
- MOSFET power amplifiers for transient dynamic power and reliability
- Hafler manufactured speakers and electronics
- Magnetically shielded for CRT and monitor protection
- Custom high frequency waveguide for better dispersion
- Precision crafted double thickness stepped enclosures
- No tweeter compression - eliminates listening fatigue
- XLR/TRS/RCA inputs - install friendly
- Made in the USA

## USE HAFLER. GET IT RIGHT.



Conservatory of Recording Arts & Sciences, Tempe, AZ  
Studio D-5.1 room with TRM8s & TRM12s



**Hafler**<sup>®</sup>  
the standard

[www.hafler.com](http://www.hafler.com) • 888-hafler1

CIRCLE 18 ON FREE INFO CARD  
World Radio History

## ON THE BOARDS

bookkeeping on your part to ensure everybody gets paid.

If you manage to get airplay, ASCAP/BMI handle that end of the royalties (performance royalties) for your songs as well as any of the covered tunes you release. Check out the ASCAP and BMI Web sites; they have pretty extensive info regarding royalties. You can only be affiliated with one of them — either ASCAP or BMI. There is another one called SESAC you can check as well ([www.sesac.com](http://www.sesac.com)).

—Songbuilder

Not to mention CAPAC, if you live in Canada. By the way, a UPC symbol is just the "bar code" that you see on all retail products. As there are a few retailers that will sell local product, you want to make sure that they will be able to scan the CDs. They probably won't consider selling them at all without a bar code (UPC symbol).

—Tedster

Here are a few books that may be of help to you:

- *Start and Run Your Own Record Label* by Daylle Deanna Schwartz
- *Tim Sweeney's Guide to Releasing Independent Records* by Tim Sweeney and Mark Geller
- *This Business of Music* by M. William Krasilovsky and Sidney Shemel
- *Everything You'd Better Know About the Record Industry* by Kashif

And for a great read on the real stuff, *Backstage Passes & Backstabbing Bastards* by none other than Al Kooper!

The list is certainly not complete, but any of the above will help you. All of these books are available at Amazon.com.

—skp

I thought you didn't need permission if it's a previously recorded work. I thought you just had to pay the statutory rate. Am I confused?

—StrangeGlow

Basically, you have to get a license for the song from the publisher, so it's like getting permission.

—Al Kooper

### AUXES/BUSSES/ SENDS/RETURNS

*In the analog world, I bring my FX back through a channel (FX out to channel in). In Pro Tools, how do I get this to*

*happen? Using inserts on each channel would be very CPU-intensive. Can you explain the proper use of busses, sends, and returns?*

—themillenniumartist

Pro Tools uses auxes, sends, and busses just like an analog console does. In the analog world, to add a general reverb across several tracks, you'd first patch a send from your desk to your favorite reverb, then you'd patch the output of that reverb to either a channel input or an FX return. Then you'd turn up the corresponding send on each of the channels that you want to put the reverb onto.

You don't say whether you're using a plug-in or a hardware piece, but the process is similar. First, create an aux, then assign its input to any available bus. Next, instantiate your favorite reverb plug-in as an insert on the aux, or you can choose an I/O as an insert if you want to use a hardware piece (you'll need to patch the hardware into the corresponding I/O on your interface). Create a send (it can be either pre/post fader, mono/stereo depending on your needs) on all of the tracks that you want to send to the reverb. Assign the sends to the same bus that you've assigned to the aux input. Adjust levels to taste.

—Jan Folkson

Great explanation, Jan. Here's some additional information if you want to emulate a traditional recording console layout:

- Create an aux return (either mono or stereo)
- Insert your effect on that aux return
- Set the input of that aux return to an open bus
- Set the output to your interface main outputs
- Then, whatever track that you want to send to that particular effect, instantiate an aux send (there are five per track) using that particular bus as the send (that routes to that aux return).

—David Frangioni

**ROYER RIBBONS**  
hearing things the way you do




[www.royerlabs.com](http://www.royerlabs.com)

"These mics are so good it's absurd!"

Bruce Swedien (Grammy winner, Michael Jackson, Quincy Jones, Duke Ellington)

"God, I love these (expressive deleted) things!!!"

Ed Cherney (Grammy winner, Rolling Stones, Eric Clapton, Bonnie Raitt)



(818) 760-8472  
Burbank, Ca.

CIRCLE 33 ON FREE INFO CARD

### ▶ ASK EQ

THE BIGGEST NAMES IN THE BUSINESS ARE WAITING TO ANSWER YOUR QUESTIONS.

VISIT THE EQ FORUMS BY LOGGING ONTO [WWW.EQMAG.COM](http://WWW.EQMAG.COM)

OR EMAIL YOUR QUESTIONS TO US AT [EQMAGAZINE@AOL.COM](mailto:EQMAGAZINE@AOL.COM)



# MX-2424 Profile: Rudi Ekstein of Foxfire Recording

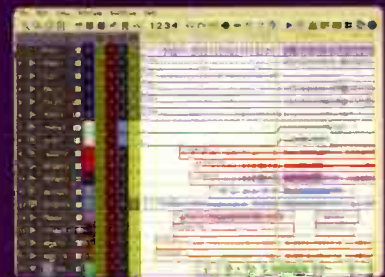


Rudi Ekstein may not be a household name. But his studio, Foxfire Recording, has been thriving for over ten years, with over 40 hours of bookings every week. And the new cornerstone of Foxfire is the TASCAM MX-2424 24-Track 24-Bit Hard Disk Recorder.

When you can have any recording system you want, why pick the MX-2424? "After looking at other hard disk multitracks, I chose the MX-2424 based upon its incredible versatility," says Rudi. "First and foremost, the MX has fantastic sound quality that is comparable to anything I've ever heard. The ability to use 24 channels of analog and digital I/O simultaneously was another big reason for my decision. Plus, the ability to edit from the front panel, to easily set locate points and to use the auto-punch and scrub features have helped make sessions run smoother and quicker."

With audio file format and disk drive compatibility with your favorite DAW systems on Mac® and PC, easy interfacing with popular analog and digital gear and all the advantages of our world-class hard disk engine, it's easy to see why thousands of musicians, project studios and professional facilities like Foxfire have chosen the MX-2424 for their main recording system. For the complete MX-2424 story, see [www.tascam.com](http://www.tascam.com) or visit your TASCAM retailer. You never know...the next MX-2424 profile could be yours.

MX-2424 24-TRACK 24-BIT HARD DISK RECORDER/EDITOR



The new MIX View graphic user interface software available soon for all MX 2424 owners. Includes powerful waveform editing and much more.

TEAC America, Inc., 7733 Telegraph Road, Montebello, CA 90640  
323-726-0309 [www.tascam.com](http://www.tascam.com)

*All copyrights are the property of their respective holders*

**TASCAM**  
a whole world of recording

CIRCLE 61 ON FREE INFO CARD  
World Radio History



**THE PRODUCT:** Tannoy Universal SuperTweeter

**THE BASICS:** Delivers those ultra-high highs

**THE DETAILS:** With DVD-Audio and SACD just around the corner, it was just a matter of time. Operating between the roll-off point of existing monitor loudspeakers and 54 kHz, the Tannoy Universal SuperTweeter is designed to accurately reproduce the frequencies that you thought only your dog could hear. Connected in parallel with existing monitor speaker input terminals, the SuperTweeter's high frequency diaphragm is a gold vapor-deposited titanium design, using a neodymium motor system. A special mounting system is included to ensure isolation from loudspeaker cabinet or mounting surface vibrations.

**CONTACT:** Tannoy at 519-745-1158 or visit [www.tannoy.com](http://www.tannoy.com). Circle EQ free lit. #105.

**THE PRODUCT:** AppianX graphics cards

**THE BASICS:** Drive up to four digital or analog monitors from one CPU

**THE DETAILS:** The AppianX is a single slot card (available in two-port or four-port configurations) that can power multiple analog or digital displays from any Windows 2000 computer. Both models incorporate Appian's workstation-class graphics accelerator (AGX) and HydraVision desktop management software. The four-port version comes with 64 MB SDRAM, video-in support for baseband NTSC and PAL signals, and quad DVI-I support for digital displays.

**CONTACT:** Appian at 425-882-2020 or visit [www.appian.com](http://www.appian.com). Circle EQ free lit. #106.

**THE PRODUCT:** HHB CDR830 BurnIT


**THE BASICS:** CD recorder

**THE DETAILS:** The latest in HHB's line of CD burners, the CDR830 BurnIT features 24-bit A-D and D-A converters and both coaxial and optical S/PDIF I/O, with an onboard sample-rate converter accepting frequencies from 32-48 kHz. CD Text support allows you to name discs, as well as add artist and track names. Also

included are digital record gain and balance controls, input monitoring with track increment rehearsal, adjustable fade in/out times, multiple CDRW erase modes, track skip ID recording, track index search, and random and repeat playback modes.

**CONTACT:** HHB at 310-319-1111 or visit [www.hh-](http://www.hh-)

[busa.com](http://www.hh-busa.com). Circle EQ free lit. #107.



# EZbus™

**Computer Audio Recording Interface**  
**Software Control Surface**  
**Stand-Alone**  
**Digital Mixer**



EVENT  
ELECTRONICS



**EZ**

Because it's really (*really*) EZ to use.  
Because it makes getting precision 24-bit audio into (and out of) your computer a no-brainer.  
Because you get to control your MIDI/audio sequencing software with its hardware controls.  
Because you can slip it into a gig bag and run your whole live show with it.  
Because it lets you do amazingly sophisticated audio processing with zero hassle.  
Because it's got a ton of gozintas and gozoutas, and you've gotta ton of things that need gettininta and gettinouta.

**bus**

Because once upon a time we took a Greyhound to see our Aunt in Cleveland. She was pretty far ahead of her time, having predicted the breakup of the Beatles, the birth (and death) of disco, and hanging onto her vinyl collection because she had a feeling that "some day people will use records and turntables differently than the way we do today."  
Because an audio path is a bus, and the EZbus has a ton of 'em.  
Fully programmable ones, at that.

**the**  
**EZbus** — **get on it.**

**Only \$849 MSRP (We're not even charging for the smile it will bring to your face.)**

P.O. Box 4189  
Santa Barbara, CA 93140-4189  
Voice: 805-566-7777  
Fax: 805-566-7771  
E-mail: [info@event1.com](mailto:info@event1.com)  
[www.event1.com](http://www.event1.com)



Specifications subject to change without notice.

CIRCLE 88 ON FREE INFO CARD

World Radio History



**THE PRODUCT:** Aardvark LX6

**THE BASICS:** Computer hard-disk recording interface

**THE DETAILS:** The latest addition to Aardvark's Direct Pro Series of professional hard-disk recording interfaces is the LX6, a four-in/six-out, 24-bit/96 kHz audio interface. Onboard DSP allows for monitoring with effects (compression, three-band EQ, and reverb) without latency. Software features include a drag-and-drop digital patch-bay, digital peak metering, VU meters, and snapshot recall of all settings.

**CONTACT:** Aardvark at 734-665-8899 or visit [www.aardvark-pro.com](http://www.aardvark-pro.com). Circle EQ free lit. #108.



**THE PRODUCT:** Hardware option and software update for the SSL Axiom-MT

**THE BASICS:** New goodies for a world-class mixing console

**THE DETAILS:** The new SuperAnalogue mic amp option boasts improved digital linear motor faders that are individually hot-swappable and includes a four-character LED and virtual detents for easier control of null points and level matching. Version 2.2 software enhancements include new EQ processing setup options and signal latency management tools to time-compensate when using external inserts. There are also new automation features and metering options for stereo channels as well as both main and banked signal paths.

**CONTACT:** SSL at 44/1865-84-2300 or visit [www.solid-state-logic.com](http://www.solid-state-logic.com). Circle EQ free lit. #109.

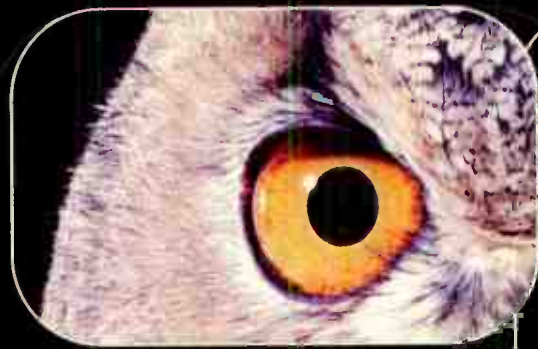


**THE PRODUCT:** StageSmart.com

**THE BASICS:** Online database of audio gear

**THE DETAILS:** Looking to buy a new or used piece of audio gear, but don't know where to start looking? You might want to begin by pointing your Web browser to StageSmart.com. Said to incorporate a database of "all available pro audio gear, from every manufacturer on the planet," this new online service is designed to connect buyers of audio gear with sellers, and even allows you to send an RFQ (Request For Quote) to retailers nationwide, allowing you to instantly receive the best prices, as well as detailed availability and shipping info.

**CONTACT:** StageSmart.com at 415-643-1000 or visit [www.stagesmart.com](http://www.stagesmart.com). Circle EQ free lit. #110.



## THE DETAIL

*Strong vision helps the Great Horned Owl navigate through the woods at night. Although it is dark, it will see even the smallest details clearly. It knows this and trusts its senses 100%. So should engineers. This is why Dynaudio Acoustics monitors provide the transparency and details you need to judge audio - if it's there you will know it!*



## THE BIG PICTURE

# BM6A

## NEARFIELD MONITOR

The BM6A delivers a punchy, accurate and transparent sound for the demanding engineer. It is suited for every aspect of audio engineering and reproduction including music, broadcast, post production, stereo and 5.1 set-ups.

- Linear phase and frequency response, 41Hz - 21kHz
- Dynamic linearity, same response at low and high levels
- 28mm soft dome tweeter with long aluminium voicecoil
- 175mm magnesium silicate impregnated polypropylene woofer with a large 75mm aluminium voice coil
- Bi-amplified (Dual 100W amp)
- Adjustable LF and HF trim
- Slow attack optical HF limiter
- True Clip indicator LED

Dynaudio Acoustics monitors utilize innovative and proprietary driver technology, which ensures exceptional dynamic capabilities, ultra low distortion and high power handling. A fine array of monitors ranging from small nearfields to big main-systems, active or passive, ensures the right solution for your application.

For more details contact your dealer today or visit [www.dynaudioacoustics.dk](http://www.dynaudioacoustics.dk)

For a Free demonstration of any Dynaudio product in your studio, please call 1-800-518-4546



  
**dynaudioacoustics**  
IF IT'S THERE - YOU'LL KNOW IT

CIRCLE 73 ON FREE INFO CARD



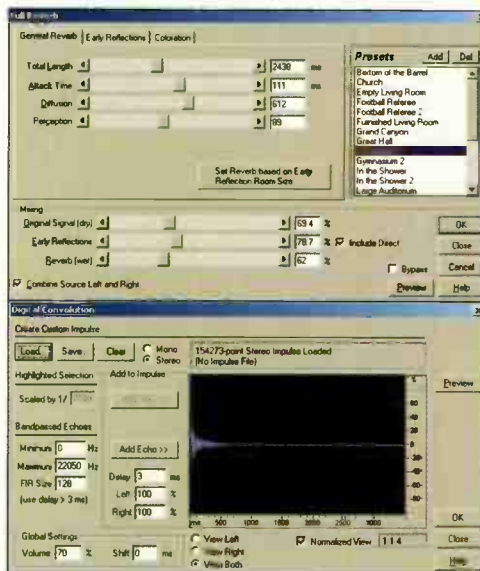
**THE PRODUCT:** Korg Triton-Rack  
**THE BASICS:** Rack version of the Triton synth  
**THE DETAILS:** If you love the sound of the Korg Triton but simply don't have room for another keyboard, you'll want to check out the new Triton-

Rack. All the great sounds are here, but there's an S/PDIF input and output and even more memory (room for up to a whopping 2,057 programs) and expansion capability (eight PCM expansion slots, plus three SIMMs slots for up to 96 MB of sample memory).

**CONTACT:** Korg USA at 631-333-9100 or visit [www.korg.com](http://www.korg.com) Circle EQ free lit. #111.



**THE PRODUCT:** CLM DB500s Expounder  
**THE BASICS:** Dynamic equalizer  
**THE DETAILS:** The secret of the Expounder is its "adaptive circuitry," which responds to incoming program material, automatically expanding the dynamic range of selected frequencies by up to five decibels — a unique way to add extra low-end punch and lift high-frequency detail out of the mix. Each of the two channels offers four overlapping frequency bands and both Hi-Cut and Lo-Cut filters, with up to 24 dB per octave slope.  
**CONTACT:** Wave Distribution at 973-728-2425 or visit [www.wavedistribution.com](http://www.wavedistribution.com) Circle EQ free lit. #112.



**THE PRODUCT:** Syntrium Phat Pack and Tweakin' Toys  
**THE BASICS:** Plug-ins for Cool Edit 2000  
**THE DETAILS:** Phat Pack adds four delay-based effects: Full Reverb, Multitap Delay, Chorus, and Sweeping Phaser. Tweakin' Toys offers four special-effect and mastering tools: Hard Limiter, Pan/Expander, Pitch Bender, and Convolution.  
**CONTACT:** Syntrium Software at 480-941-4327 or visit [www.syntrium.com](http://www.syntrium.com) Circle EQ free lit. #113.



**THE PRODUCT:** 2000 Series Speaker System  
**THE BASICS:** Lightweight PA system  
**THE DETAILS:** The Wright Bros. 2000 Series combines a two-way speaker system with a subwoofer. The EQX 2015 is equipped with 25 mm compression drivers and 15-inch LF drivers. The EQX 2018 subwoofer features an 18-inch cast frame driver, 3rd-order passive crossover, top pole mount, and multi-position design (front and down-loaded).  
**CONTACT:** Wright Bros. at 802-362-5808 or visit [www.wbsound.com](http://www.wbsound.com) Circle EQ free lit. #114.



*Where will  
you buy?*

**Discover**  
*the Sweetwater Difference!*

- Best **Prices**
- Amazing **Service**
- Unparalleled **Support**

**CALL NOW TO EXPERIENCE THE SWEETWATER DIFFERENCE FOR YOURSELF!**

**(800) 222-4700**  
**sweetwater.com**

**Sweetwater**<sup>®</sup>



By Steve La Cerra

## JBL EVO Sound Reinforcement System

Anyone who has endured the challenging task of setting up a sound reinforcement system knows that it can be a difficult task. JBL's EVO Intelligent Sound Reinforcement System was designed not only for painless installation, but also to monitor itself and make changes according to what's happening in its environment. Using JBL's Distributed Intelligence, an EVO System can self-adjust for potential feedback, transducer stress, and changes in room response.

Distributed Intelligence allows system components to communicate over a network. By locating the "brains" (transducer control and DSP functions) inside the EVOi.324 Intelligent Loudspeaker cabinet, data transmission is reduced to a minimum. The system controller is the EVOi.net, a single-space rackmount unit that comes with a measurement microphone. Through the use of BiDAT (Bi-directional Data over Audio Transceiver) technology, the controller communicates with the loudspeaker via (inaudible) Fre-

quency Shift Keying over the same cable that carries the audio signal to the loudspeaker cabinet.

### Components

JBL's EVOi.324 loudspeaker is intended for use in fixed-installation sound systems. Each EVOi.324 contains two 14-inch, carbon fiber cone transducers and one neodymium compression driver. Three amplifiers provide 600 watts in Class-D operation

for each of the 14-inch drivers, and 100 watts for the compression driver. JBL's Filtered Array Technology (FAT) allows independent control over each low-frequency transducer for amplitude and phase response, resulting in smooth power response and constant coverage. The compression driver uses a three-inch voice coil with a 1.5-inch exit; it's acoustically coupled to an aluminum waveguide horn with an 80x80 coverage pattern.

Output from any line-level source can be connected to the EVOi.324's XLR input. To take full advantage of the speaker's "intelligent" networking abilities, the EVOi.net controller can be added as an interface between the source and (up to) four EVOi.324 speakers. Using the EVOi.net controller, the person operating the system can choose whether EVO optimizes parameters for speech, live music, or recorded music, in full or empty rooms. Each EVOi.324 then generates a signal called a Maximum Length Sequence (MLS), which is captured by the mic. This signal is analyzed and compared to a factory response curve; by comparing these two curves, EVO generates a response curve for the room and applies complementary equalization.

In larger venues where delay stacks may be required, the EVO System has an automatic Delay Set mode to calculate delay times for each cabinet. EVO is capable of running two Anti-Feedback engines: one that "rings out" the room ahead of time (for fixed microphone positions) and a second that operates in real time, constantly monitoring the system and making adjustments when a microphone is moved and feedback is initiated. EVO's Enhanced Total Thermal Management System (ETTMS) combines Thermal Modeling with Thermal Driver Protection to compensate for changes in transducer performance due to driver temperature fluctuations. ■

**WHAT IS IT?** Active loudspeaker system with onboard DSP and networking capabilities.

**WHO NEEDS IT?** Anyone who wants aggravation-free PA system setup and adjustment.

**WHY IS IT A BIG DEAL?** EVO "piggybacks" the computer network data on the same cables that carry the audio signal.

**SPECIAL NOTES:** In addition to self-adjusting for room response and potential feedback problems, the EVO system can compensate for transducer stress.

**SHIPPING:** Now

**SUGGESTED RETAIL PRICE:** EVOi.324 Intelligent Loudspeaker: \$3,499; EVOi.net system hub and controller: \$999. Complete EVOi.sys System: \$11,499.

**CONTACT:** For more information, contact JBL Professional at 818-894-8850 or visit [www.jblpro.com](http://www.jblpro.com). Circle EQ free lit. #101.



# DMX-R100

## THE DIGITAL MIXER WITH AN OXFORD EDUCATION

Full input module with a knob for every function



5.1 surround mixing and monitoring



96/24  
96 kHz 24-bit capable

Introducing the Sony DMX-R100: a small-format digital mixer inspired by our Oxford console, considered by many industry leaders as the most advanced digital mixing system ever developed.

How does the DMX-R100 work? The way you want it to. You have a full input module with a knob for every function. Equalization and dynamics can be adjusted simultaneously. Your hand goes intuitively to the right knob. Your mixing session goes faster. You can concentrate on the mix, not on the technology.

The R100 can memorize your automation moves the moment you touch the high-resolution touch-screen fader. Don't tell the mixer to change modes. Don't think about it at all. Just touch it.

A color touch-screen is built into the control surface. Use the built-in router to assign inputs to faders. Select buses, sends,

and directs to analog and digital outputs. View a complete input module or zoom in on the EQ and Dynamics sections.

Machine control with 9-pin and MMC interface is standard.

Right out of the box, the R100 is smart enough to make you more productive. And open up opportunities for working in new high-resolution formats, without expensive upgrades or difficult learning curves. Which makes it an educated choice for audio professionals everywhere.

Call today and we'll send you a brochure and VHS demo tape.



1-800-472-SONY ext. DMX  
[www.sony.com/proaudio](http://www.sony.com/proaudio)

**SONY**



By Steve La Cerra

## Yamaha SREV1 Sampling Reverberator

With the introduction of the SREV1 Sampling Reverberator, Yamaha has added a high-end reverb processor to their well-established line of processors. Unlike "conventional" digital reverbs that use algorithms to generate their effects, the SREV system uses what Yamaha calls "digital convolution" processing. Convolution sampling technology takes impulse response samples of real acoustic environments and imposes an acoustic "fingerprint" from the measured environment upon the audio signal to which the reverb is being added. The result is claimed to be a faithful recreation of the original room's reverberant characteristics. In addition to providing a CD-ROM library with presets simulating well-known venues around the world, Yamaha has developed PC-based software that may be used by engineers in con-

junction with a Time Stretch Pulse (TSP) signal to capture any room and create custom reverb programs emulating that room.

The SREV1 system is based around the SREV mainframe, a three-space rack chassis with 24-bit, 48 kHz audio I/O. Inside the SREV mainframe are 32 CNV3 Convolution Chips — custom ICs developed by Yamaha to perform the calculations for generating reverb. Rear-panel XLR jacks are provided for two AES/EBU digital I/Os (four channels in, four channels out). These

I/Os allow the SREV1 to be used in several different configurations such as a two-channel mode with 5.46 seconds of reverb per channel, a four-channel surround mode with 2.73 seconds per channel, or dual-stereo processors with 2.73 seconds per channel. In dual-stereo mode, each stereo engine has its own inputs, outputs, and program settings. An optional DB-SREV1 DSP expansion board (which contains another 32 CNV3 IC's) may be added to double the reverb time to 10.92 seconds per channel in two-channel mode, or 5.46 seconds per channel in four-channel or dual-stereo modes. In addition to the AES/EBU digital I/Os, two rear-panel slots on the mainframe accept Yamaha mini-YGDAI expansion cards for installation of analog, or ADAT lightpipe or TDIF digital I/O.

The SREV comes with an assortment of simulated environments, each allowing control over reverb time, initial delay, reverb balance, and four-band parametric EQ (both pre- and post-processing). PC-based software included with the SREV system makes it possible to measure the impulse response or "sample" an existing room, and then create an SREV program based upon that space. Since four-channel sampling is possible, surround programs as well as stereo programs may be created. The software also provides graphic program editing. Program data may be stored internally, on standard PC memory cards, or on CD-ROM, and may be recalled via MIDI; the SREV mainframe includes a memory card slot as well as a CD-ROM drive.

An optional remote control — the RC-SREV1 remote controller — may be used for operation of up to four SREV mainframes. A 20-meter cable is provided with the RC-SREV1; power for the remote is transmitted from the mainframe through the cable. For longer cable runs (up to 100 meters), the RC-SREV1 may be powered with an external supply. ■

**WHAT IS IT?** The new "flagship" high-end digital reverb from Yamaha.

**WHO NEEDS IT?** Anyone requiring the highest quality in reverb effects.

**WHY IS IT A BIG DEAL?** Unlike conventional digital reverbs, the SREV1 employs digital convolution processing to impose the acoustic fingerprint of a room onto any audio signal.

**SPECIAL NOTES:** In addition to being able to produce multi-channel reverb for surround applications, the SREV1 also has the ability to "sample" the reverb signature of a room and create a reverb program of that room.

**SHIPPING:** First quarter of 2001.

**SUGGESTED RETAIL PRICE:** Mainframe: \$5,499; DB-SREV1 DSP Expansion Board: \$1,999; RC-SREV1 Remote Controller: \$1,499

**CONTACT** For more information contact Yamaha Corporation of America at 714-522-9011 or visit [www.yamaha.com/proaudio](http://www.yamaha.com/proaudio). Circle EQ free lit. #102.

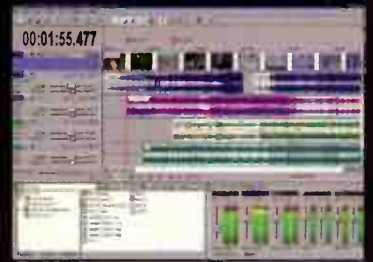
# VEGAS™ AUDIO 2.0

PROFESSIONAL AUDIO MULTITRACK RECORDER/EDITOR



"I USE  
VEGAS FOR  
EVERYTHING  
BUT A HOT BATH"

"From live multitrack recording of the London Symphony Orchestra at Abbey Road to quick commercial music or television work in my home studio, **VEGAS performs**. I find artists, producers, and engineers totally amazed not only with the 'transparent' sound quality of VEGAS, but also its astounding ease of use. You really don't have to learn VEGAS — you just use it. ***It's so intuitive it teaches itself to you.*** Even if you haven't had experience with hard-disk multitracking, VEGAS is for you. I never leave home without my passport, a change of socks, and VEGAS."



- Digital multitrack recorder/editor
- Unlimited tracks
- Automatic crossfades
- Simple drag-and-drop operations
- Customizable workspace
- Multiple file format support
- Real-time processing
- Nondestructive editing
- Audio/video scrub
- DirectX Audio Plug-In support
- 4-band EQ, Compressor, and Noise Gate
- Unlimited undo/redo
- Dnc-track video support with frame-level editing
- Simultaneous play and record
- Right-click access to audio editor
- Media Pool for organizing project files
- Envelopes lock to events
- Video and AVI file support
- Real-time play and record meters
- Multiple I/O configurations
- MIDI Time Code synchronization
- 24-bit/96 kHz file support
- 32 assignable DirectX FX sends
- Quick-edit trimmer
- Cut, copy, and paste envelopes
- 26 Auxiliary Outputs

## NEW IN VEGAS AUDIO 2.0 Formerly Vegas Pro

- Over 15 DirectX Audio Plug-Ins
- Rubber Audio™ time stretching
- Enhanced envelope editing tools
- Metronome
- Destructive editing of events
- Enhanced video support

**Keith Levenson** composer/arranger/conductor  
Jewel, Roger Daltrey, Alice Cooper, British Rock Symphony, Tony Awards, Beach Boys



**SONIC FOUNDRY®**

SONICFOUNDRY.COM  
CIRCLE 37 ON FREE INFO CARD

World Radio History



## BILLY BUSH

EQ poses eight questions to an up-and-coming engineer

Making the transition from onstage guitar tech to recording engineer is difficult enough, but imagine doing that and having your first recording project go platinum! That's just what happened to Billy Bush, who found himself debuting behind the board for Garbage's acclaimed sophomore album, *Version 2.0*.

Bush — the band's self-described "resident engineer and gearhead" — is currently holed up at Smart Studios in Madison, Wisconsin, recording the third Garbage record. In addition to the engineering and editing involved, he's in charge of maintaining sample libraries, acquiring gear, archiving, and keeping everything in the studio running smoothly. "We usually work ten to twelve hour days, six days a week," Bush explains, "although, as we get deeper into mix mode, that will stretch to 16 hour days, seven days a week."

**EQ: How did you land your current gig?**

**Billy Bush:** I was contacted by Garbage to help them out on their first tour. Toward the end, they started discussing how they wanted to approach making their second record and decided to explore using a digital audio workstation. Since I had been keeping all their sequencers, samplers, and laptops updated and running, the band left the design and purchase of the system in my hands. I was supposed to find the best system, buy it, learn how to use it, and then show them how to work it in a matter of six weeks. After a month of recording, the band turned to me and told me that I had to stay on and engineer the record — and I've been here ever since!

**How did you get started in engineering?**

Originally I started recording demos of my own band on a Vestalire four-track, and when I started touring with bands as a guitar/keyboard tech I was often required to come into the studio to help get the guitar and keyboard sounds together. That was when I caught the bug seriously. Having the opportunity to watch and learn in that environment was priceless.

**Where do you see yourself in five years?**

Hopefully continuing to make records that engage and interest people.

**Who are your heroes in engineering and record production?**

George Martin, Flood, Timbaland, and Butch Vig among many others.

**If you were stranded on a desert island and could only take five pieces of studio gear with you, what would it be?**

Digidesign Pro Tools Mix Plus, Focusrite Producer Pack, Eventide Orville, Brauner VM-1, and a '62 brown-face Fender Vibroverb with one 115-inch speaker.

**What's the coolest recording technique you've discovered?**

If it's broke, it sounds better.

**What's the best piece of advice anyone ever gave you?**

Listen.

**What's the best piece of advice you can give our readers?**

Remember what Hunter S. Thompson once said: "The music business is a cruel and shallow money trench, a long plastic hallway where thieves and pimps run free, and good men die like dogs. There's also a negative side." ■

**WEBLINK**

Email Billy at [ambushinc@mac.com](mailto:ambushinc@mac.com).

## YOU CAN'T SEE...

32 bit floating point processing\*

True Tape Analog Sound\*

Our new dithering algorithm

...BUT YOU CAN *HEAR* THEM!



**CUBASE VST 5.0**  
**...IT JUST SOUNDS BETTER!**


\*only in Cubase VST/32  
available for Mac and PC

**Steinberg**  
Creativity First

[www.steinberg.net](http://www.steinberg.net)

US: (818) 678-5100 Fax: (818) 678-5199 Fax on Demand: (800) 888-7510 Canada: (416) 789-7100 Fax: (416) 789-1667  
All trademarks are the properties of their respective companies and organizations. All rights reserved.

**CIRCLE 52 ON FREE INFO CARD**  
World Radio History



## Red Rock Studios

By Steve La Cerra

Red Rock comes to Miami

**STUDIO NAME:** Red Rock Studios**LOCATION:** Miami, FL**KEY CREW:** Clay Ostwald

**CREDITS:** Clay Ostwald has been collaborating with Gloria and Emilio Estefan for almost 14 years, both in the studio and on stage as a member of Miami Sound Machine. Ostwald also produced Jon Secada's hugely successful debut CD. His songwriter credits include songs for Gloria Estefan/Miami Sound Machine, Jon Secada, Raul DiBlasio, *The Specialist* soundtrack, Laura Brannigan, and Masayoshi Takanaka.

**MIXING CONSOLE:** Yamaha 02R mounted in an Argosy desk, 01V (used for live concerts and submixing keyboards to the 02R)

**MONITORS:** Westlake BBSM-8, Genelec 1029A, 1091A subwoofer; Fostex T20 headphones

**AMPLIFIERS:** Hafner P400, P120; Carver M500

**RECORDERS:** TASCAM DA-88, DA-38, DA-30;

JVC TD-W718 double cassette deck

**OUTBOARD:** UREI 1176, DigiTech RPM-1 Leslie simulator, Yamaha GC2020

compressor/gate, dbx 166 compressor/gate

**EFFECTS:** DigiTech TSR24, Yamaha REV5,

SPX90II

**MICS:** Audio-Technica AT4060, AT4051 [2],

AT4041 [2], AT3525 [2]; CAD Equitek E-200,

AKG D112

**MIC PREAMPS:** True Precision 8

**SAMPLERS/KEYBOARDS/MIDI:** Roland A90EX Keyboard Controller, JV1080, D550; Yamaha C7 Grand Piano, TG77, TX816 (with 6 modules); Akai S1000 [2], Korg X5D, Emu Orbit

**COMPUTERS:** Power Computing PowerTower Pro with Sonnet Technologies G3/400 upgrade, Atlas II drive for audio, Mitsubishi CD-R drive; Apple PowerBook G3


**WEBLINK**

Check out Clay Ostwald's Web site at  
[www.clayostwald.com](http://www.clayostwald.com)

**DAW EQUIPMENT:** Lexicon Studio Core32, PC-90

**SOFTWARE:** Steinberg Cubase VST v4.1; Steinberg Free Filter, Model E, LM4, Pro-Five, and Loudness Maximizer; SPL De-Esser, Antares Auto-Tune

**STUDIO NOTES:** Ostwald states: "Built in 1998, Red Rock Studios is my home base for writing, production, and recording. First and foremost, I set out to create an environment with music being the priority — a comfortable place where writing and recording can be relaxed, spontaneous, and productive. This meant that the design and technology had to be first-rate, but must never intrude on the creative process. I wanted a design that was flexible enough to accommodate everything from writing a song with a guitar and piano to a full rhythm section playing live together."

**EQUIPMENT NOTES:** Ostwald continues: "Jan Tholenaar of Wizard Wire Works ([www.wizardwireworks.com](http://www.wizardwireworks.com)) and I developed a wiring scheme for my keyboard racks that has worked out very well. We set up a system of ELCO connectors that accommodates multiple situations (live, studio, sub-mixing, etc.). I can patch my keyboard racks in and out of the studio very easily. Since I use the same keyboard racks for live concerts, Jan worked it out so that the keyboards are normalised to the 02R, but the connections to the 01V remain intact — leaving me a choice of routing them through either mixer at any time without repatching.

"I just got a B3 organ simulator called 'B4' from Native Instruments, and it's *excellent*. I'm using more and more software synthesizer plug-ins.

"My favorite piece of equipment, sonically-speaking, is always the acoustic piano. Technically, I spend a lot of time with my Macintosh computers; I wouldn't have it any other way! My Cubase setup works like a Synclavier-type system that integrates audio and synthesizer tools

▶ continued on page 128

# Now the Winner of the Powered Monitor Extravaganza Has Some Stiff Competition.



## *Introducing the brand new V6 from KRK.*

KRK raised the bar in powered monitor performance when they introduced the top-rated V8, a speaker that's taken honors in critical reviews, magazine face offs, and has world-renowned producers and engineers using terms like "completely smooth, neutral, spacious and accurate."

So when the engineers at KRK designed the new V6, a more compact and affordable version of the highly-acclaimed V8, they knew it was a tough act to follow.

Clarity, bass extension and big built-in power—hallmarks of the KRK V-Series—are wrapped in a smaller package that can embarrass bigger, more expensive speakers.

And with a great price to match its awesome performance, the new V6 is the first choice for a complete, affordable 5.1 system. Hear them at your KRK dealer.

- Two dedicated amplifiers with electronic crossover
- Precision drivers handle up to 105dB
- Variable gain control and combo inputs offer maximum flexibility
- Compact size lets you fit a KRK V6 5.1 system almost anywhere

*S10...First of the new  
S-Series Subwoofers from KRK.*



*Match the V6 with  
KRK's new S10 subwoofer  
for seamless bass extension  
down to 30Hz. 125 Watts  
of built-in power deliver  
explosive 115dB peaks!*

CIRCLE 85 ON FREE INFO CARD  
World Radio History



**THE AUTHORITY IN  
POWERED SOUND**

www.krksys.com  
(714) 841-4600 fax: (714) 375-6496  
KRK is a registered trademark of KRK Systems, Inc.



# Porcelain God Studios

By Steve La Cerra

Recording tribute CDs and more

PHOTO BY MARIE PENELLO

**STUDIO NAME:** Porcelain God Studios

**LOCATION:** Lynbrook, NY

**KEY CREW:** Steve Booke

**CREDITS:** Among Steve Booke's releases are a Christmas CD, an acoustic instrumental CD of Carpenters songs, and a solo CD entitled *Rare Earth*. He has produced, arranged, and/or played guitar on tracks for a number of tribute CDs released on the Progressive Arts label. Steve scored and recorded music for the independent movies *Open Mic* and *Evil Streets*, and engineered music for the television series *Gallin' Buddies*. He also worked on projects from Mike Chlasciak (from Rob Halford's band), Mike Knight, Carl Roa, and WRCN radio.

**MONITORS:** Yamaha NS-10M, JBL Control 1; Headphones: Sony 7506, AKG 141, Technics HT86

**AMPS:** Soundtech PL150

**RECORDERS:** Digidesign Pro Tools Project, Sony A7 DAT, TASCAM 112 cassette deck, 202 mkII dubbing deck

**OUTBOARD:** DBX DDP, Behringer Composer, Rane PE15 parametric EQ

**EFFECTS:** Lexicon LXP-15, Alesis Wedge, Quadraverb; DigiTech Studio Quad

**MICS:** AKG C414 B/U/S, D3800; Shure SM57, SM58

**MIC PREAMPS:** dbx 586 Dual Tube Mic Pre

**SAMPLERS/KEYBOARDS/MIDI MODULES:** Korg X5DR, Roland Sound Canvas, MOTU MIDI Timepiece II

**COMPUTERS:** Apple Quadra 650 ("at a blazing 25 MHz"); Seagate 2.1 GB, 9.1 GB external drives; Yamaha 4260 CD-RW drive

**SOFTWARE:** Pro Tools Project v3.2, MOTU Performer v5.02, Adaptec Jam v2.5, Toast v3.5.7

**DAW EQUIPMENT:** Digidesign Project II Card, 882 audio I/O

**INSTRUMENTS:** Acoustic, electric, and bass guitars from Fender, Ernie Ball/Music Man, Ibanez, Valley Arts, Danelectro, Larrivee, Yamaha, Guild, Takamine, Samick; various percussion instruments

**INSTRUMENT AMPLIFIERS:** Fender, Marshall, Peavey, Mesa/Boogie, Randall, Tech 21

**STUDIO NOTES:** Booke states: "My studio is mainly a

private studio. I'm always recording for a project I'm involved in — whether it be my own music or something I was commissioned to write and/or record. Occasionally I record friends here. When I first got started seriously recording about six years ago, my studio was better than I was at being an engineer/producer. Eventually I outgrew my studio, but didn't have the money to upgrade my computer and software. This turned out for the better. If I had upgraded earlier, I might not have developed the production and engineering skills I gained from recording complex songs on only eight tracks."

**PRODUCTION NOTES:** Booke continues: "Anything I record direct almost always goes through the SanAmp Acoustic DI box, then to the tube mic pre and the dbx digital compressor processor. This chain fattens and warms up the sound of anything I put through it. I mic everything with the AKG C414, which also goes through the tube mic pre and the digital compressor (I usually put minimal compression on the signal as it's being recorded). When I record my acoustic guitars I generally mic them around the twelfth fret, and record the direct signal on another track. Typically the mic captures the lower frequencies and gets more of a bassy sound. The direct signal captures more high end, giving me a natural EQ between the two tracks. I then bounce the two tracks together digitally. The system I currently own only allows four EQs to be used — not per track, but for the entire session. After I do my bouncing and/or straight recording, I route the signal out of the computer where I EQ and add heavier compression if needed. Once I get the desired sound, I then re-route it onto a new track." ■

## WEBLINK

You can email Steve Booke at [info@stevebooke.com](mailto:info@stevebooke.com), or check out his Web site at [www.stevebooke.com](http://www.stevebooke.com).



# WAVES version 3

## It's All New!



New processors, new features, new interfaces, higher resolution. More capabilities in every box, such as double-precision 48bit L1 Ultramaximizer for TDM, 88/96kHz support for many native processors in every bundle. And no more dongle.

**48bit Double Precision**

**88.2/96kHz Ready**

It's all new, from the Gold, to the Renaissance Collection, featuring our new Renaissance Reverberator, including the Renaissance EQ and Compressor. Three of our best, for our lowest price ever. And the Gold bundles now contain everything, including the award-winning C4 Multiband Parametric Processor.

Waves pushes the edge, again, so you can sound your best.

Call your dealer and find out why so many have said you simply gotta get Waves.

### Version 3 Software Processors



Gold Native



Native Power Pack



Pro-FX Plus Native



C4 Multiband Parametric Processor Native



Renaissance Collection Native



Gold TDM



The TDM Bundle



Pro-FX Plus TDM



C4 Multiband Parametric Processor TDM



Renaissance Collection TDM

Get the upgrade from your local dealer.

**gotta  
get Waves**

phone +1.865.546.6115  
www.waves.com



Choice of the Masters



PHOTO BY EDWARD COLVER

## MBHO MBNM648 Microphones

**MICROPHONE NAME:** MBHO MBNM648 Microphones with Schneider Disk

**PRICE:** MBNM648 including KA-100 capsule: \$501.00 each; Schneider Disk: \$292.00

**TYPE OF MIC:** Condenser

**POLAR PATTERN:** Omnidirectional (see notes)

**FREQUENCY RESPONSE:** 10 Hz to 20,000 Hz

**SENSITIVITY:** 6 millivolts/Pa

**SIGNAL-TO-NOISE RATIO:** 67 dB CCIR; 80 dB DIN/IEC

**MAXIMUM SPL:** 132 dB

**POWER REQUIREMENTS:** 48-volt phantom, 1.7 milliamps (per microphone)

**ELECTRICAL IMPEDANCE:** 200 ohms

**DIMENSIONS:** MBNM648 with KA-100 capsule: 0.84 diameter x 5.68 length (inches); Schneider Disk: 12 inches (diameter)

**MIC NOTES:** What you're looking at isn't an extraterrestrial spacecraft but a pair of MBHO's MBNM648 microphones mounted on a Schneider Disk. The Schneider Disk is a variation of the Jecklin Disk developed by Jürgen Jecklin for his stereo mic technique known as Optimal Stereo Signal (OSS). The idea behind OSS is to use a pair of spaced omnidirectional microphones approximately six inches apart (roughly the distance between the human ears) with a flat disk placed in between the spaced pair. The disk is covered with a thin layer of foam intended to absorb high frequencies, thus enhancing stereo separation between the mics. The difference between the two types of disks is the foam sphere at the center of the Schneider Disk, which reduces the amount of high-frequency energy reflected from the disk, resulting in increased stereo separation. Below approximately 200 Hz, the Schneider Disk has little (if any) effect on the stereo signal because audio wavelengths are large enough to bend around the disk and reach both microphones. However, as frequency increases above 200 Hz, the Schneider Disk's foam sphere helps increase stereo separation between the spaced pair.

**1620 TIP:** The Schneider Disk may be used in OSS technique for stereo recordings of orchestral or chamber music, as well as for stereo miking of solo instruments. To properly implement OSS, the microphones should be identical, omnidirectional, and should be set for equal output to avoid unbalancing the stereo image (this can be checked using headphones).

*Technical information furnished through the courtesy of Arthur Garcia and Bob Paquette.*

### WEBLINK

Visit the MBHO Web site at [www.mbho.com](http://www.mbho.com)

# Get In. Get Out. Take Control. Introducing the US-428.

There are a bunch of ways to get audio in and out of your USB-equipped Mac® or PC. Here's the best one: the US-428™ Digital Audio Workstation Controller by TASCAM and Frontier Design Group. If you're into computer-based audio and MIDI recording, the US-428 offers a very affordable way to interface your music and your computer while providing complete hands-on creative control of your audio software, using real faders and knobs. So if you're looking for the ultimate plug-and-play solution for computers and music, here's everything you need...in a cool blue box from the world leader in recording technology.

- PC and Mac compatibility via USB interface
- Works with major DAW applications
- Supports unlimited banks of eight faders
- Dedicated EQ, Aux Sends and Pan controllers
- Professional 24-bit D/A and A/D converters
- Records four audio inputs at once
- Includes Steinberg's Cubasis VST™ Audio Recording/MIDI Sequencing software\*
- Easy to use: no opening the computer, no sound card to install

US-428 Digital Audio Workstation Controller

Stereo phono (RCA) outputs, headphone output

Two 1/4" inputs, switchable from instrument (guitar) to line level

Two balanced 1/4" TRS inputs

Two balanced XLR mic inputs

USB port; Mac & PC compatible

S/PDIF digital input and output

32 channel MIDI In, 32 channel MIDI Out

TEAC America, Inc., 7733 Telegraph Road, Montebello, CA 90640  
323-726-0303 [www.tascam.com](http://www.tascam.com)

\*Cubasis VST for Macintosh available later this year  
All copyrights are the property of their respective holders

World Radio History

TASCAM US-428 by  
**FRONTIER**  
DESIGN GROUP  
**TASCAM**  
a whole world of recording  
CIRCLE 60 ON FREE INFO CARD

Malcolm Luker shares his techniques for recording orchestras in surround

## In Love with the Thunder

by Bobby Owsinski

Scoring mixer and recordist Malcolm Luker has seen his share of success. With Emmys for television movies such as *Peter the Great*, *Anastasia*, *Bourne Identity*, and *Young Indiana Jones*, 14 gold and platinum records, and feature films such as *The Piano*, *The Man In The Iron Mask*, *Chill Factor*, and the upcoming *Dungeons and Dragons* and *Attila The Hun* under his belt, his credits speak for themselves. Starting his recording career in the maintenance department of London's Morgan Studios, Luker soon migrated to Munich, where he graduated to chief engineer at Munich's Union and Arco Studios. There he racked up an impressive 18 number one hits with the likes of Falco, Plácido Domingo, and even the Count Basie Orchestra. But the hand of fate eventually led Luker from the pop

world into the world of orchestral recording and mixing.

Recently Malcolm has been witness to orchestral recordings passing from a purely stereo format to the current realm of 5.1 surround.

### EQ: How did you get into doing film music?

**Malcom Luker:** I First got into film in 1983 via a Georgio Moroder TV project called *Mussolini*, but the thing that sort of switched the light on for me about film music was when I did a movie with a guy named Dan Wallen (who's a bit of a mentor to me) called *Body of Evidence*. He asked me to help him record the orchestra, and, in doing so, made me question everything I'd ever thought about recording and about how microphones really work. So, I took his philosophy, built on that, and then

went my own direction afterwards. I was very fortunate to have someone like Dan to help me, because most people don't sit down and tell you why things happen.

### Do you have a specific approach for recording an orchestra in surround?

In the early days I used the Deutsche Grammophon approach of X/Y, M/S, and pointer microphones. Then I discovered the Decca Tree (see sidebar) and realized just what can be done with it. It isn't as easy as just hanging it though, since the distance of the microphones from each other, as well as their height, is the key depending upon the room that you're in. Setting up your microphones is really important — rather like being a mathematician and an architect at the same time.

I now use the Decca Tree all the time, and then I stick a couple of extra mics up in the room for my surrounds. I also record a separate dedicated subwoofer track, and that's the key to the whole thing.

### How many mics do you use on a scoring date?

I use five Brauner VM-1's (a couple that are hung up for surrounds) and a [Neumann] TLM 170 for the sub (it's where you put it that makes it work). Then I use a mic on the front and another halfway down on the violin section (you have to phase correlate those for height and distance or else you get into mud), and a stereo mic on the violas so I don't get into any phase problems with the tree. For the woodwinds, I'll use four Sennheiser MKH-80's. Then I use a Neumann SM 69 stereo mic on the horns.

### How do you deal with samples?

Nowadays a lot of guys are using "19-inch Percussion" [samplers] and, unfortunately, it really sounds like a sample. The samples actually take away the depth of your score, and then you begin



PHOTO BY EDWARD COLVER

# O...ptimum p...erformance u...ltimate S...ound



**When Your Sound is an Ideal,  
Not a Compromise**

beyerdynamic introduces Opus, a selection of high performance touring and sound reinforcement microphones for the demanding musician and audio engineer.

The collective work of German engineering and ingenuity, the Opus range of microphones is a cohesive family of products optimized for music performance. Classic technology and 21<sup>st</sup> century materials combine to create a complementary range of microphones for the musician on stage or in the studio.

## Vocal Microphones

### Opus 80

A wide, uncolored frequency response and warm proximity effect of this dynamic microphone produces spectacular vocal reproduction. Its remarkable response and tightly controlled polar pattern enhances usable gain before feedback, producing a crisp, natural sound.



### Opus 81

Advanced technology and extraordinary engineering has produced this state of the art condenser microphone.

The Opus 81 can be used on the stage or in the studio. It produces a smooth, warm sound, accurately reproducing the rich textures of a vocal performance.



## Instrument Microphones

### Opus 51

A boundary microphone, the Opus 51 captures direct and reflected sounds from an instrument in perfect balance and at an equal level. This microphone is ideal for capturing the full sound within an instrument such as the piano or bass drum.



### Opus 65

The Opus 65 is built with a 1.5 inch diameter diaphragm within a powerful neodymium magnet. The Opus 65 requires little or no equalization to produce the natural sounds of low frequency producing instruments, virtually eliminating the problems incurred by other kick drum microphones.



### Opus 83

The Opus 83 is a condenser microphone ideal for drum and percussion overheads, cymbals, and acoustic instruments.

Built from solid brass, the casing of the microphone protects the sensitive element from the rigors of the road.



Celebrating its 76th anniversary in professional audio, beyerdynamic adds to its legacy of audio innovation with Opus, the uncompromising choice for musicians who refuse to sacrifice their sound.

beyerdynamic))))) North America  
www.beyerdynamic.com

in the USA: Tel.: (800) 293-4463 • Fax: (631) 293-3288 • e-mail: salesUSA@beyerdynamic.com  
In Canada: Tel.: (888) 567-5940 • Fax: (450) 975-7764 • e-mail: salesCANADA@beyerdynamic.com

**beyerdynamic**)))))  
... Fidelity in Audio.™

CIRCLE 03 ON FREE INFO CARD  
World Radio History

# Get Focused.

24-bit Analog I/O • 24/96 Digital I/O  
Two MIDI Ports



# Lynx ONE

Lynx Studio Technology, Inc.  
1048 IRVINE AVE. #468, NEWPORT BEACH, CA 92660 ph.949.515.8265 • www.lynxstudio.com

"Sonically, the Lynx ONE is top quality. Easy install and crash free operation... offers I/O and sync options professionals expect. One could use this card for a big-buck master session or block-buster movie without any reservations."

- Pro Audio Review  
April 2000

"It's extremely clean, very clear, and amazingly accurate. Rock solid with a wide range of programs."

-Recording Magazine  
February 2000

"The Lynx ONE is an excellent mastering card in terms of sound quality and flexibility. Suitable for today's professional studio."

AUDIO QUALITY: 5 [out of 5!]

-Electronic Musician  
August 1999

CIRCLE 55 ON FREE INFO CARD

## TECHNIQUES

MIKING

### CLIMBING THE DECCA TREE

Developed by Decca for recording in stereo, the "Decca Tree" is a three-microphone technique designed to capture orchestral and operatic performances. Because of its natural sound and the fact that it doesn't normally cause problems with Dolby and other surround processes, the Decca Tree mic configuration is useful for recording orchestral film scores.

Three large-diaphragm omnidirectional microphones are placed above and behind the conductor in a triangular arrangement — cardioid-pattern mics are sometimes used, but most engineers favor omnis. The size of the triangle varies with the stereo width desired, but generally one side's mic is placed in front of the cellos, while the other is in front of the first violins; often the two mics end up about two meters apart. The third mic is centered between the outside pair, and usually positioned about 1.5 meters in front of them.

The two side mics are panned hard left and right in stereo, while the middle microphone is centered across the two channels. "Spot" mics dedicated to picking up certain instruments or sections are commonly used in conjunction with the Tree mics.

—Mitch Gallagher

to fight against the sound effects. In order to make a sample sound bigger, I'll send it out to a speaker in the studio and set up left, center, and right room mics and in some cases even a pair of surround mics to give it some size. This way you get more air and the two [sample and sound effects] can then live together rather well. The fewer samples you actually use the more air you get, and the result is you can actually still hear the music against the dialog and effects.

**Since you've done a lot of both, what's the difference between doing records and film dates?**

It's a whole different approach. I think you even go to work dressed differently. I started in the business as a guitarist in a rock 'n' roll band, and I still love turning an amp to 11. I've done all sorts of rock and jazz records over the years, and I loved it all, especially when it's done well. But I just fell in love with orchestral recording because when you get 80 guys out there and they're all thundering away, it's just like standing in front of two Marshall stacks turned to 11. I love doing what I do. It's a passion, not a job. ■

When You're Serious About Music, Media & the Performing Arts!

# FIVE TOWNS COLLEGE

Dix Hills, New York 11746-5871  
www.fivetowns.edu E-mail: admissions@ftc.edu



- Audio Recording Tech
- Business Management
- Childhood Education
- Film/Video Production
- Jazz/Commercial Music
  - Music Business
  - Music Education
  - Musical Theatre
- Music Performance
  - Theatre Arts

Call Admissions  
1.631.424.7000 x 110

CIRCLE 13 ON FREE INFO CARD

**the ultimate console**  
**the ultimate speaker system**  
**the ultimate deal from**  
**the world's #1 factory direct music store**

**CARVIN**  
**TCS**  
TOURING CONCERT SYSTEM

**The TCS Touring Concert System:**

- Provide Studio quality from 80 to 130dB with tremendous power handling!
- Transparent-controlled highs & solid bass
- Quick-Link™ system for easier fly set-ups
- Best performance value in the industry!

**The S/L Studio-Live 8 bus inline consoles:**

- Available in 24, 40 and 56 channels
- 8 Aux Sends for effects and stage monitors
- Compact-high performance with more features than any other console in its class!



**FREE CATALOG**

ORDER 24 hrs [www.carvin.com](http://www.carvin.com) or  
Call 800-854-2235 Mon-Fri 6:30 am -  
6pm, Sat 9 am - 5 pm PST

**www.carvin.com**  
World's #1 Factory Direct Music Store

Musicians • Schools • Churches • Businesses • Contractors

CIRCLE 05 ON FREE INFO CARD



# Adventures in Bit Budgeting

By Rich Tozzoli

As surround sound becomes an increasingly common delivery requirement for many projects, more and more audio professionals will soon be traveling into previously uncharted waters. As if the complexity of providing a six (or more) channel master weren't enough, the "back end" issues of surround are often even less understood.

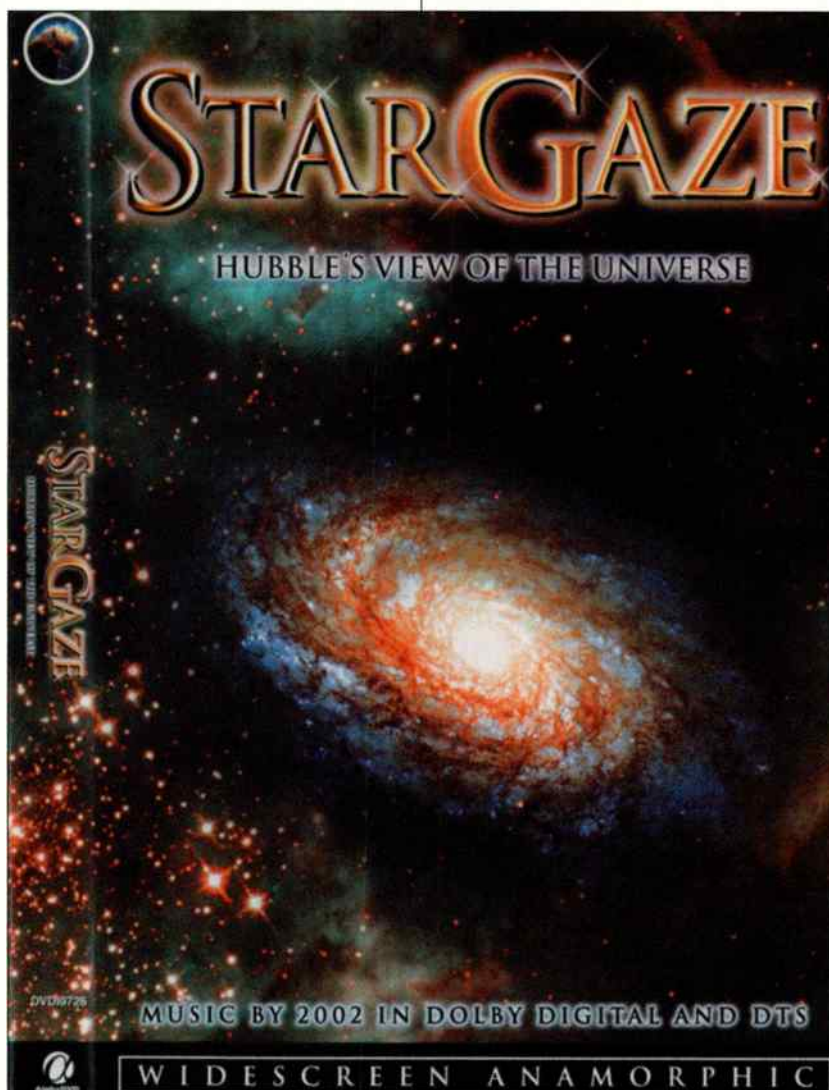
By "back end," we're talking about the delivery of encoded tracks at different bitrates to create the multichannel master. The data "pipe" for delivering the content on the DVD is only so large, and all the various video and audio tracks must accordingly have their bitrates budgeted and controlled or there will be problems. This article will explore a real-world surround project,

and describe what happens to the audio once the mix is done.

*StarGaze — Hubble's View of the Universe* is the creation of Ralph LaBarge of Alpha DVD, based in Gambrills, MD. Having authored literally hundreds of DVD projects, including the award winning *MARS — The Red Planet*, LaBarge was responsible for deciding how the surround mix for this DVD-video should be encoded. In making that decision, he had to first look at the project's overall bit-budget. "The first step of the process is determining how many audio tracks you're going to have and what their bitrates are," he explains, "because they're fixed; you can't play around with them. If you have an AC-3 5.1, it's normally 448 kbps, and DTS is normally at 1,509 kbps, although there is a half-bandwidth DTS rate (754.5 kbps) that I have never used. Dolby AC-3 stereo tracks are generally 192 kbps." [Note that Dolby offers other bitrate options; see the chart.]

"On *StarGaze*," he continues, "I planned on having seven audio tracks: a full 5.1 AC-3 surround, a 5.1 DTS surround, an AC-3 stereo music track, and four narration tracks in AC-3 stereo. What I would do is simply take all of the bitrates and add them together, giving me the total of what I'm going to use for audio." The rest of the available bit-budget would be used for the high-resolution video images.

A DVD's bit-budget is normally, though not always, decided by the producer. "It directly falls out of how many audio tracks, what type of video, how many angles and subtitles, what level of quality you want, and whether it's a dual- or single-layer disc," LaBarge says. "Those are usually client/producer questions, and once you've made those decisions, everything else just falls into place." Actually, two bit-budget calculations have to be made: one for the bitrate, and one for the total disc storage. "You then run the numbers both ways, make sure everything



The *StarGaze* DVD includes seven audio tracks: a 5.1 AC-3 surround, a 5.1 DTS surround, an AC-3 stereo music track, and four narration tracks in AC-3 stereo.



# go on... Play with Yourself



With **Repeater** you'll find it hard to stop playing with yourself.

Experience **live loop recording** and **overdubbing**. **Sync** your loops to audio or **MIDI** and control them with your hands or feet. Record a loop and then **speed it up** or **slow it down** - without affecting the pitch. Let **Repeater** loop the rhythm parts while you play the lead. Create **deep sonic textures** and, **multi-layered loops**. **Inspire yourself** by jamming to your own riffs and grooves.

Look for **Repeater** at a local dealer or visit our website for audio and video demos.

Uncompressed 16 bit 44.1 kHz WAV file audio recording  
CompactFlash memory - save your loops & expand your memory  
Better than stereo - 4 mono tracks or 2 stereo tracks per loop  
Multiple loops - store up to 999 different loops per memory card  
Pitch Shifting - Change the pitch without changing the length  
Time Stretching - Change the tempo without changing the pitch

# ELECTRIX<sup>®</sup>

COME SEE US AT THE NAMM SHOW! BOOTH #E1132

[WWW.ELECTRIXPRO.COM](http://WWW.ELECTRIXPRO.COM)



Learn Audio Recording Like No Where Else.

The Conservatory of Recording Arts & Sciences  
1.800.562.6383

All students train, hands-on, in cutting edge 48-track Analog/ Digital Recording Studios that feature:

- SSL     • Studer     • Otari     • Neumann
- Amek   • Neotec   • Lexicon   • Hafler

Plus...

- Mac G3/TASCAM Digital Lab
- Studio Master Mix Down Lab
- Individual Pro Tools Work Station
- And Much, Much More!

- No more than 12 students per class - taught by award winning professionals.
- Every student completes an internship in the industry for graduation.
- Only recording school authorized by Avid/Digidesign, T.C. Electronics, WAVES, and SIA to certify students in the use of their products.

L.C. electronic




2300 East Broadway Road

Tempe, Arizona 85282

www.audiorecordingschool.com

CIRCLE 06 ON FREE INFO CARD

# In the Studio?



**FREE Guide Saves You Time & Money!**

No matter where you record your project, you need this FREE 36-page booklet before leaving the studio.

Contact Us Today:  
1-800-468-9353  
www.discmakers.com  
info@discmakers.com

**DISC MAKERS**

CIRCLE 10 ON FREE INFO CARD

## DOLBY DIGITAL (AC-3) VS. DTS: THE SPECS AT A GLANCE

DOLBY DIGITAL	DTS
Sampling Rate .....32, 44.1, 48 kHz	.....32, 44.1, 48, 88.2, 96, 192 kHz
Bit Resolution .....16, 20, 24*	.....16, 20, 24*
Bitrates .....	.....
.....224-640 kbps	.....1,509 kbps** (1.509 mbps)
.....384 kbps***	.....754.5 kbps ("half speed")
.....448 kbps****	.....1,234 kbps (CD only)

### NOTES:

\* 24-bit is theoretical maximum; both Dolby Digital and DTS currently operate at 20-bit resolution

\*\* Standard for DVD encoding @ 48 kHz (legacy 44.1 kHz DTS files use 1,411 kbps bitrate)

\*\*\* Standard for DVD encoding

\*\*\*\* Recommended maximum bitrate for DVD encoding

fits, and stay under the magical 10.08 mbps maximum. The pipe for a single-sided DVD-video is 10.08 mbps maximum, and for video and for DVD-audio, the max is 9.8 mbps."

Armed with this information, LaBarge sent 24-bit stereo WAV files to us at Gizmo/333 Entertainment in New York for surround mixing. The music, from the group 2002, was to be re-purposed into surround and delivered in the form of AC-3 files at 448 kbps and DTS files at 1.509 mbps. LaBarge was going to handle the 192 kbps AC-3 stereo files himself back at Alpha DVD. I completed the mix in Pro Tools at 24-bit/48 kHz using Kind of Loud's Smart Pan Pro for surround panning and a Sony DRE-S777 reverb and Kind of Loud's RealVerb 5.1 plug-in for depth and ambience. With the mixes completed, it was time to take the six-channel master (left, right, center, sub, left surround, right surround) and create the encoded files required for delivery.

We started by assembling an encode/decode station, consisting of a PC with a SEK'D ProDif 96 sound card, a Dolby DP-569 encoder, a Dolby DP-562 decoder, a DTS CAE-4 encoder, and a DTS CAD-4 decoder (see fig. 1). Brian Mackewich and Matt O'Conner handled all the encoding tasks after the mix was completed. The six-channel final master was output to a TASCAM DA-78HR for backup at 24-bit/48 kHz, although it could have been sent to the encoders directly from Pro Tools. The basic signal path for an encode/decode session in our studio is as follows: From the multitrack or workstation into the encoder via three pairs (stereo) of AES/EBU

connections at 24-bit/48 kHz, with separate timecode (Note: we did not use timecode on *StarGaze*). The six surround channels are routed differently for DTS (L, R, Ls, Rs, C, LFE) than they are for Dolby (L, R, C, LFE, Ls, Rs). Parameter choices are set using the soft-

**“STARGAZE'S AUDIO AND VIDEO WERE BOTH ENTIRELY AUTHORED AND MASTERED IN THE DIGITAL DOMAIN, AND NOTHING ON THIS DVD EVER WENT ANALOG. THE AUDIO FILES WERE 24-BIT/48 KHZ THROUGHOUT.”**

ware programs provided with each type of encoder (DTS and Dolby).

A single AES/EBU output runs from each encoder, complete with embedded metadata and control information, into the SEK'D card in the PC. The encoded

# THE EVOLUTION OF SOUND CONTINUES

## K2600

### WHAT DO YOU CALL A KEYBOARD THAT:

*Keyboard Magazine* has named "The Steinway of Synthesizers"

Is world-renowned for its superior sound quality

Is used on more film and record projects than any other electronic keyboard

Is undisputed as the most versatile synthesizer/workstation ever made



We call it... **PROOF**

You get what you pay for.

**KURZWEIL**  
HEARING IS BELIEVING

Kurzweil Music Systems  
9501 Lakewood Drive, S.W., Suite D  
Lakewood, Washington 98422  
253-589-3200 Fax: 253-588-6809  
[www.youngchang.com/kurzweil](http://www.youngchang.com/kurzweil)

3650 Victoria Park Avenue, Suite 105  
Toronto, Ontario M2H 3P7  
416-492-9899 Fax: 416-492-9299

CIRCLE 30 ON FREE INFO CARD  
World Radio History




FIGURE 1: The DTS encode/decode station.



Volume

((( **8thstreet** .com )))  
Online Music Superstore

800-878-8882

www.8thstreet.com

CIRCLE 74 ON FREE INFO CARD

signal from the PC is then sent back via AES/EBU to the decoders. The outputs of the decoders are hooked up to our Pro Control in the analog domain, allowing us to monitor the encoded mixes and check fold-down compatibility.

At last, the encoded *StarGaze* surround audio files captured into the PC's hard disk were ready for delivery. The Dolby files were each given an AC-3 suffix, and the DTS files a CPT suffix, which stands for compacted (these files have the embedded timecode stripped away for compatibility with certain DVD authoring stations; more on this in another article). Next, the encoded files were burned to disc and sent back to LaBarge. The files were then transferred into his Daikin Scenarist NT 2.0 DVD authoring system, and laid back manually against the images.

*StarGaze's* audio and video were both entirely authored and mastered in the digital domain, and nothing on this DVD ever went analog. The audio files were 24-bit/48 kHz throughout, and the Hubble Telescope video images were actually created on computers. There was an audio change made at one point, but we simply uploaded the new files to LaBarge's FTP site for quick turnaround. Kind of makes you long for the days of simple 16-bit CDs, doesn't it?

*StarGaze* used up much of its precious "data pipe" providing maximum audio quality and multiple surround mixes. LaBarge concludes, "If you look at the final disc, you'll see the average bitrate is around 9 mbps, so it's pretty close to capacity."

Rich Tozzoli is a contributing editor to both *EQ* and *Surround Professional* magazines. He has done surround mixes for Al DiMeola, Vernon Reid, Foghat, and Joni Mitchell, among others.

# MPX 500

24-BIT  
DUAL CHANNEL  
PROCESSOR

**POWERFUL STUFF**



- 24-bit D/A A/D & Processing
- Simple User Interface
- True Stereo, Dual Channel Effects
- Fully Balanced In/Out via XLR & 1/4"
- S/PDIF In/Out with Digital Out Dry
- Up to 5.5 Seconds of Delay
- Programmable MIDI Control
- 240 Presets
- 30 User Registers
- Classic Lexicon Reverb
- Graphic-LCD
- Universal Power Supply
- Tap Tempo

[ with the power of 24-bit, true stereo processing and Lexicon's world class reverb... ]

**the only limit is your imagination.**



The MPX 500 includes Lexicon's most powerful digital engine ever built, our proprietary LexiChip 3

# Lexicon

A Harman International Company

3 Oak Park Bedford, MA 01730-1441 www.lexicon.com ph 781.280.0300 fx 781.280.0490 e-mail info@lexicon.com

CIRCLE 75 ON FREE INFO CARD  
World Radio History

# From the Trenches

by Dave Aron with Steve La Cerra

*As a producer, engineer, and remixer, Dave Aron has worked on projects with 2 Pac (All Eyes On Me), Snoop Doggy Dogg (The Dogg Father), Eastsidaz, Sublime, Xzibit, Daz Dillinger, and Priest "Soopafly" Brooks. Definitely one who adheres to the "it's the man, not the machine" proverb, Aron has mixed great records on consoles varying from Mackies up to SSLs. Along the way he's come up with some cool tips and techniques that can make life easier during any production. In this article, Dave shares some of his ideas.*

Home studios are the latest, greatest weapon a producer or songwriter can own on his quest for a great-sounding production. Today's technology enables us to do multitrack recordings good enough to mix and release. Even if your plan is to

mix your song in a commercial studio, every songwriter wants a rough mix good enough to play for people without excuses. But getting a good mix can sometimes be a problem, especially without automation or a mix budget. Sure you can spend your own money on a mix room, but the dilemma persists: how do you get a good mix without breaking the bank?

After dealing with this problem for years, I've developed an extremely efficient and cost-effective method of pseudo-automated mixing that works in any multitrack studio. It's part of what I call "Ghetto Engineering" — working with what you have on hand to get the job done quickly. The best part about it is that you already have everything you need. The way to do this is to "save" two tracks of the multitrack, and record your mix to those two tracks. On a two-inch 24-track tape

this could be tracks 23 and 24, or, if you're using DA-88's or ADATs, you can use the last two tracks on the last machine.

## Get Out Yer Patch Cables

Patch the stereo mix output from the recording console straight to the two mix tracks of the multitrack. You have a couple of options to monitor your mix tracks. I like to patch the output of the two tracks directly into my DAT machine. Then I connect the headphone output of the DAT machine to the input of my monitor amp. This allows me to use the DAT machine's headphone volume control as a monitor level control (it also allows me to quickly drop the mix to DAT when I'm ready). Another possibility is to patch the mix tracks back to a stereo two-track return of your console. *Don't* patch the mix tracks back to a pair of channels on the console because there's



# ALWAYS THE BEST FOR LESS!

## Musicians Friend

### Four Easy Ways To Order!

- Phone 800-776-5173
- Online [www.musiciansfriend.com](http://www.musiciansfriend.com)
- Mail P.O. Box 4520 Medford, OR 97501
- Fax 541-776-1370

### Rapid Delivery!

- Most packages processed in 2-3 business days at no extra charge!\*

### 45-Day Double Guarantee!

- Money-Back Satisfaction Guarantee
- Best Price Guarantee

**FREE CATALOG!**  
One-year subscription!

**propellerhead**  
**Reason Virtual Synth System**

708048Y List \$399.00  
**\$289<sup>99</sup>**

**midiman**  
**USB Midisport 2x2**


701226Y List \$129.95

**KORG**



**Triton 61-Key Workstation**  
702000Y List \$2,995.00

**\$2399<sup>99</sup> FREE GROUND SHIPPING!**  
on KORG Triton  
Offer expires 2/28/01



**Roland**  
**VS1880HD 24-Bit Digital Studio Workstation**  
241041Y List \$2,795.00  
**\$2199<sup>99</sup>**



**t.c. electronic**  
**Helicon Digital Vocal Effects Processor**  
183022Y List \$1,299.00  
**\$999<sup>99</sup>**

**MICROBOARDS Technology, Inc.**

**Taiyo Yuden 16X Silver CD-R with Jewel Case**  
950169Y List \$3.96



**69¢ each**

**OPEN 24 HOURS A DAY 7 DAYS A WEEK**



**musiciansfriend.com**

**WEEKLY WEB GIVEAWAY! WIN UP TO \$1000 IN FREE GEAR!**

**CALL 800-776-5173**  
or visit us online at  
**www.musiciansfriend.com**

**Order today and use code: EQMA0105**  
Limited to stock on hand; prices subject to change; standard catalog shipping rates apply.

\* Additional delivery charges for 2-day service

To get your FREE Catalog subscription, fill out this handy coupon and mail to: Musicians Friend, Dept. 125, P.O. Box 4520, Medford, OR 97501

Name \_\_\_\_\_  
Address \_\_\_\_\_  
City \_\_\_\_\_ State \_\_\_\_\_ Zip Code \_\_\_\_\_

E-mail address \_\_\_\_\_  
Area(s) of interest:  Guitar  Bass  Keyboard  Drums  
 Studio (recording)  Stage (PA, lights, etc.)  DJ

Refer to this code: 125-0101

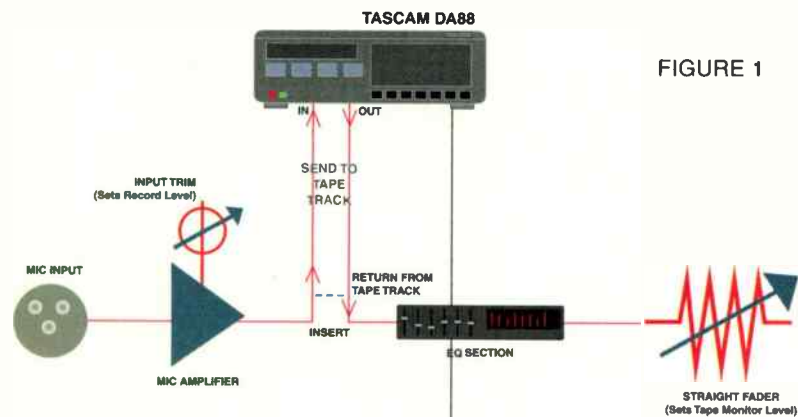


FIGURE 1

potential for a feedback loop. Here's why: At some point you'll need to put the two mix tracks into "input" to set a record level. If those tracks are coming back to the console on channels, and the channels are assigned to the L/R mix bus, you'll have a loop. Not fun.

Record your mix to the multitrack as you would if you were mixing to a DAT or two-track analog machine. At some point you'll want to make a change — such as adjusting the level of a bunch of different tracks when the song goes from the chorus to the bridge section. At this point, stop the machine(s) and rewind the tape (or disc). Make whatever changes to the mix you need to make. Rewind again and punch in on the two mix tracks. I can't speak for other machines, but on my DA-88's the punch is absolutely seamless and I defy anyone to hear the punches. As long as you don't change the overall level of the mix, and as long as the machines are synched up, you won't hear the punches. You can punch anywhere as many times as you like. The better your punching and mixing skills, the further you can take this concept.

Now if I'm mixing and I hear something like a popped "p," I go back and punch that spot with the low frequencies filtered out on the vocal. De-essing is possible just by rolling out some high end (between 2 kHz and 8 kHz, depending on the vocal). Or, if I miss a spot where a cool delay would work, I can go to the spot and punch the delay like a normal delay throw (FYI: the old-school way of doing this was to mix-down to two-track tape section by section, and then edit the sections together).

### Catch The Bus And Double Your Channels

I own a 24x4x2 console, and having only four busses makes it a challenge to record to more than four tracks at a time. But with a little planning I can easily record a five-piece band. Of course, I can bus four instruments to four different tracks such as bass, keys, guitars, and vocals. But what about all of those drum mics or the extra guitar? It'd be great to use direct outputs from each channel to put the kick, snare, hat, etc. on separate tracks. Unfortunately, my console doesn't have direct outs. It does have inserts on each channel, and they can be used as direct outputs by inserting a 1/4-inch plug halfway into the insert jack (one "click"). This will tap the "send" of the insert and give you an output directly from the channel; you can patch this to the input of a tape track.

Another problem you might run into is not having enough channels to accommodate all the inputs and tape track returns needed for a big session. On an inline console this



## 1024 four channels of perfect preamp

2Hz to 100kHz within  $\pm 0.1$ dB

Distortion under 1ppm (0.0001%)

EIN: -140dBV @40dB gain

10 Volts for 24 Bit

Zero  
Distortion  
Technology

Cutting  
Edge

Test it all you like  
but judge it with your ears

The proof is in  
the performance  
Listen! It's not there  
But the source is...  
and it sounds perfect!

# Earthworks

real: +1 603-654-6427 (-6107 fax)

virtual: [www.earthwks.com](http://www.earthwks.com)

postal: Box 517 Wilton NH 03086

CIRCLE 12 ON FREE INFO CARD





## Go With Your Impulses For A Mountain Of Power

Equipped with the unbeatable new 12" or 15" Black Widow™ BWX woofers and RX22 ferrofluid cooled titanium compression driver, for monumental power handling and superior performance. Weather-resistant, roadworthy and ready to roll, for a wide variety of audio applications. Indoors or out.

The revolutionary new Impulse® 1000 series molded speaker enclosures from Peavey. A mountain of power awaits, at a Peavey dealer near you.

Peavey Electronics Corporation • 711 A Street • Meriden, MS 39301 • U.S.A. • (601) 483-5365 • Fax (601) 486-1276  
Peavey Europe • Great Folds Road • Oakley Hay • CORBY • Northants NN16 9ET • England  
Tel: +44 (0) 1536 461234 • Fax +44 (0) 1536 747222 • B2000 • www.peavey.com

CIRCLE 28 ON FREE INFO CARD  
World Radio History



**PEAVEY**

nm. Explore my connectors and state www.rane.com/crossovers.htm  
 encourage  
 guarantee  
 Meet  
 www.rane  
 I love th  
 prioritiz  
 music  
 a pro  
 accom  
 bar, r  
 can  
 contr  
 See  
 www

**Love Graphic Behavior**  
 Single, sometimes dual, Northwest beauty seeking constant-Q and interpolation companion. I'm above average, dependable, high-performance, and have a wide range of travel. I boost or cut, and bypassing doesn't bother me. Handle many curves. Slide over to my page at www.rane.com/eqs.htm

**Alternative Lifestyle**  
 of over-priced scene. Looking for a DJ for



**Rane — Personal Preference**

Mukilteo, Washington USA tel 425-355-6000

CIRCLE 58 ON FREE INFO CARD

**HOLDS UP ON THE ROAD**



**COUNTRYMAN ASSOCIATES, INC.**  
 417 Stanford Ave. Redwood City, CA 94063  
 Phone: 1-(800)-669-1422 Fax: (415)-364-2794 Email: sales@countryman.com

CIRCLE 07 ON FREE INFO CARD

usually isn't a problem — just use the input section for your mics and DIs, and then use the tape returns to monitor output from the tape tracks. My 24x4x2 isn't an inline console, so it doesn't have a separate tape return path. One possibility is to split the console in half, using the first 12 channels for inputs (mics, DIs, etc.) and the last 12 inputs as tape returns. That's fine, but it won't allow me to record and monitor 24 tracks simultaneously. The solution: Use the insert return as your tape return. Patch an insert cable into the channel. Use the insert send to route signal to the tape track. The input trim pot will set level to tape. Patch the output of the tape track to the return of the insert cable. Since the return dumps the signal to the straight fader, you can do a monitor mix on the faders without changing the level going to tape. You probably will have to use the EQ for playback-only because EQ usually follows the insert patch (see fig. 1). Along the way it's easy to route the send signal through an outboard EQ, compressor, delay, or gate. If the level at the tape machine is too hot — even with a mic pad switched in — you can use any outboard processor to pad the level down. I've even used digital delays to pad the level down: Set the delay time to 0, the mix control to dry, and lower the output level.

**Add Life To Your Sequencer**

While you might like the "feel" of a particular drum machine or sequencer, there's no substitute for true spontaneity to liven up your tracks. Don't get stuck in a formula for writing songs. Try building around the bass or guitar instead of the drums, then vice-versa to change things up. Try starting a song with a loop, but also try adding loops later on. Create distinctly different sections when sequencing. Have the artist play a live instrument, or add live fills and crashes to the drum sequence. And last but not least — keep first takes. Chances are that no later take will capture the energy of the first performance.

**Just Do It**

Some engineers feel that the lack of a particular piece of gear is what's holding back their music from success, but you have to remember that gear only makes tasks more convenient. The most advanced things can be achieved in the most basic studio with just a little thought.

Dave Aron is currently working on Snoop Dogg's *Last Meal*, as well as the debut from Doggie's *Angels Pleasebelieveit*. He is also working on *Godwheel* — the first release on his own label, Sticky Green Hits. Dave may be reached at 877-581-9065@skytel.com.



*Don't just record.  
Capture.*

Carefully interwoven technologies.

Like no other microphone you've ever used.

The KSM44 multi-pattern studio condenser captures the essence of sound.

Three polar patterns and an externally biased dual-diaphragm design let you record any situation

with incredibly low self-noise (7 dB). Once you listen with the KSM44, you'll discover a uniqueness that makes

recordings stick. To join the growing number of KSM44 enthusiasts, call 1-800-25-SHURE or visit [www.shure.com](http://www.shure.com).

**SHURE**  
IT'S YOUR SOUND™

© 2000 Shure Incorporated

CIRCLE 49 ON FREE INFO CARD

World Radio History

# BE A PLAYER

**REAL PLAYERS KNOW THE PLACE TO GO FOR ALL THEIR MUSIC NEEDS: THE DIRECT INFORMATION LINE TO PROFESSIONALS AND INDUSTRY EXPERTS, LESSONS THAT REFINE YOUR PLAYING AND HELP CREATE A SIGNATURE STYLE, INSTRUCTION TO GET EXCEPTIONAL SOUND ON STAGE AND IN THE STUDIO, TIPS AND TECHNIQUES ON PLAYING MUSIC FROM APPALACHIA TO AUSTRALIA AND EVERYWHERE IN BETWEEN, A FULLY CUSTOMIZED WEBSITE BASED ON YOUR INDIVIDUAL NEEDS. FROM NOW ON, YOUR DESTINATION OF CHOICE IS THE MUSIC PLAYER NETWORK @ MUSICPLAYER.COM**


**REGISTER NOW**



# MUSICPLAYER.COM

## THE MUSIC PLAYER NETWORK

• GUITAR PLAYER • KEYBOARD • EQ • BASS PLAYER • GIG • MC<sup>2</sup> • EXTREME GROOVE • MUSIC GEAR ONLINE



Daryl Kell discusses what it takes to be a first-call Hollywood music editor

# Music Editor

by Bobby Owsinski

To the average musician or engineer not working in the film or television industry, the job of music editor is mysterious indeed. Most have heard of the position, yet few know anything about it. Daryl Kell, one of the most sought-after music editors in Hollywood, with recent credits including *X-Men*, *U-571*, *Whatever It Takes*, *Charlie's Angels*, and the upcoming *Miss Congeniality*, was kind enough to take us behind the scenes and explain just how integral to the process a music editor actually is.

**EQ: What exactly does a music editor do?**

**Daryl Kell:** The main part of my job is to make sure that everything that gets recorded and conceived by the composer ends up in correct synchronization with the movie. Along the way we deal with all of the changes that happen with the picture. For instance, the composer writes something for the original picture, but along the way the picture gets edited. If it's something that's already been recorded and mixed, I'll make the changes to keep everything in sync.

Another aspect of my job deals with recording the orchestra, if one is used. I provide proper click tracks and visual synchronization to help the conductor, and I make sure that everything stays in sync so that it locks up later in the intended manner.

**At what point do you begin your job on a movie?**

Normally I'll start before the music has been written and in some cases even before the composer comes on. I'll provide a temporary score for the movie using either existing soundtracks or classical recordings to help the director determine what direction he wants to go with the score. That temp score might later be used stylistically by the composer or he might go in a completely different direction.

**Are you hired by the director?**

Usually the studio hires me, but I'm asked for by the director or composer.

**How did you get into doing this?**

Originally I studied film scoring at Berklee College of Music. When I got out of school I started out by helping composers with sync problems they were having. I also helped them do some recording or made them click tracks. Because of my music background, I'm able to keep the integrity of the structure and harmony together as much as possible when editing.

**How many films have you done?**

I've been doing it for about 10 years now, and during that time I've done about 20 features as well as a bunch of television stuff. The average time that I work on a film is about three months, although the longest was nine months.

**What's the difference between music editing for television and music editing for features?**

Film is basically television expanded. There's more money involved, so you get more time to do things as a result. In television, schedules are very short, but features give you more options to fine tune things a little more.

**Was there anything different about doing *Charlie's Angels*?**

► continued on page 130



PHOTO BY EDWARD COLVER

# Everything you need for computer recording.

## Except the Coffee.



Everyone is looking for the right solution for computer-based recording: a system that not only sounds good, but also deals with the unexpected hassles that can come with the territory. You need more than a soundcard with mic pre's, you need something that actually helps you make music.

That's why we made the **Omni Studio**. The Omni emulates a "split console" mixer design, making it capable of adapting to many studio scenarios and providing solutions that would usually require a lot of gear.

Now with the **Omni Studio** you can:

- Utilize 6 ins/6 outs to the PCI card and an additional 8 inputs to the mixer section
- Record/monitor at 24 bit/96kHz with no latency
- Insert compressors on your mics
- Buss to outboard FX or submixers
- Mix to DAT/CD burner and cassette
- Monitor your MIDI gear in playback and record
- Track with 2 headphones and/or monitors
- Forget about your gear and just make music

The Omni i/O is also available separately for use with Delta 66/44 cards. Coming soon... Omni Universal Compatibility Cable for adapting the Omni i/O to any soundcard.



800-969-6434 • WWW.M-AUDIO.COM • EMAIL: INFO@M-AUDIO.COM



CIRCLE 40 ON FREE INFO CARD  
World Radio History

# 24 TRACK PERFECTION!

**THE DEDICATED PEOPLE AT iZ™ TECHNOLOGY ARE THE ORIGINAL INVENTORS, DEVELOPERS AND MANUFACTURERS OF THE RADAR® PRODUCT LINE.**

At iZ™ Technology we knew we were on to something when we developed the world's first 24 track hard disk recorder. RADAR® was successfully launched in 1992 by the people at iZ™ Technology and later distributed by Otari® Corporation.

**THE REST OF THE INDUSTRY IS NOW STARTING TO CATCH ON.  
THEY SAY IMITATION IS THE SINCEREST FORM OF FLATTERY . . .  
WE ACCEPT THE COMPLIMENT!**

With RADAR® 24's proven track record, 192 kHz capability, award-winning sound (1999 Mix Magazine TEC Award Winner), and an extremely easy to use interface, it's easy to see why so many people believe RADAR® 24 is 24 track perfection.



**THIS REVOLUTIONARY, CUTTING EDGE TECHNOLOGY  
IS AVAILABLE TODAY STARTING AT ONLY  
\$4995.00\***

**CHECK IT OUT, GET MORE DETAILS OR BUY RADAR® 24 TODAY @  
[www.recordingtheworld.com](http://www.recordingtheworld.com)**

**OR CALL 1 800 776-1356**





# RADAR



- RADAR 24<sup>®</sup> is fully compatible with RADAR I<sup>®</sup> and RADAR II<sup>®</sup>
- Award winning, hit making sound
- 192kHz recording engine
- Integrated 100-BaseT Ethernet for networking
- Control RADAR 24<sup>®</sup> from your MAC<sup>®</sup> or PC
- Full-function, professional remote control
- No external computer required
- Graphic user interface and wave-form display
- Dual platform, real-time BeOS<sup>®</sup> operating system
- Integrated digital I/O
- Machine control (9-pin serial and MIDI)
- 2X DVD-RAM backup
- Full timecode sync for all major formats (SMPTE, EBU and MIDI)
- RADAR 24<sup>®</sup> is Soundmaster<sup>®</sup> compatible
- More options available online @ [www.recordingtheworld.com](http://www.recordingtheworld.com)


CIRCLE 22 ON FREE INFO CARD

The above trademarks are registered trademarks of their respective owners

World Radio History

**iZ**  
technology  
[izcorp.com](http://izcorp.com)

iZ<sup>™</sup> RADAR<sup>®</sup> . . . OWN AN ORIGINAL!



GRAHAM NASH AND NATHANIEL KUNKEL

# PARTY IN PARADISE

WORDS & PHOTOS BY MR. BONZAI

## GRAHAM NASH AND NATHANIEL KUNKEL DESIGN AND BUILD A STUDIO IN PARADISE

Imagine visiting Hawaii and being the guest of Graham Nash. You find yourself in a tropical valley carved from ancient volcanic rock. The main house looks out over palm trees, manicured gardens, and down to the rolling Pacific surf. Down the hill is a rock-solid new building designed by Graham and Susan Nash with their friend Bill Long, who has designed and built several homes for them. The new recording spot is dubbed "Camp Nash."

We arrived just a few days after the equipment package was flown in from L.A., where engineer/producer Nathaniel Kunkel had supervised the acquisitions, the wiring, and the sturdy road cases. Everything was fired up and worked perfectly. Within a few days, Kunkel was already recording Nash.

While visiting, we ate fresh oranges and listened to rough mixes from his upcoming solo album, which was tracked last October at O'Henry Studios in Los Angeles. Russell Kunkel is co-producing with Nathaniel, and providing his special drummer's signature, with Dean Parks and Steve Ferris on guitars, Matt Rawlings on keyboards, Victor Krause on bass, Dan Dougmore on pedal steel, and Lenny Castro on percussion. Mixdown took place at L.A.'s Conway Recording.

We've been touched by Graham Nash's music for many, many years. He was a founding father of the English group The Hollies, who scored more than a dozen hits. Perhaps the most enduring soldier of

the British Invasion, he pulled up his roots and changed his life at the Woodstock debut of Crosby, Stills, and Nash.

It's appropriate that CSN is three names; three distinct musical personalities. What's remarkable is the harmonious blend that became a three-headed chimera, and sometimes four-headed, as in last year's CSNY album and major tour. But this group has never been a "group" in the traditional musical sense.

"The individualism became a dominant part of what it was that we wanted to say," Nash explains. "We wanted to let people know that we were no longer going to be in a group; that we'd be individuals that came together to make music and could make music with whomever and in whatever form we wanted."

Nash has had great success as a solo artist, as a member of a group, and as a member of a non-group. He's living proof of strong individuality working in harmony with others — a man who knows how to make great records.

### **EQ: Aloha. Here we are at Camp Nash. How long has this project been on the drawing board?**

**Graham Nash:** I used to come to Hawaii to escape the world of recording. I had relative control over what I was doing on the Mainland, and for many years I didn't even bring my computer here because I wanted to spend time with Susan and the kids. I tried to keep everything else away



PARTY IN

# PARADISE

from this place, but in the last couple of years I've been spending more time here, and my kids are now

grown and out in the world. They don't spend as much time here now because they have jobs and careers

they're dealing with. I began to get a little antsy while in Hawaii — if I got an idea at three in the morning I wanted to walk over to the studio and put it down, which I can do in Los Angeles. I began toying with the idea of bringing the studio here — duplicating the scene I have in L.A.

When Nathaniel and Russell and I were working on this solo record, I mentioned to Nathaniel that it would be great to have a studio in Hawaii. He immediately jumped on the idea because he loves it here as much as I do. He designed a studio for me that an idiot could use. I'm not really technically-minded, even though I've

worked for many years in many, many studios.

## Is it easier now to record on your own?

**Nash:** It's easier if you have someone like Nathaniel to put it together. I told him that if I came down here in the middle of the night, I didn't want to wonder where the kick drum was. I want to be able to plug my guitar or my piano in — and rock. If you can't find that kick drum, or the button to hear your voice, you get pissed off. By then the creative moment is gone. My studio at home, which was set up by Joe Vitale, is ultra-simple. A monkey could record. That is, if a monkey wanted to.

For this new room here in Hawaii, Nathaniel said that I could do it the old-fashioned way, and hence we have three TASCAM DA-78's for 24-tracks, and a Mackie board. But Nathaniel seems to think that, with a little concentration and training, I would do away

## CAMP NASH EQUIPMENT LIST

Mackie 32/8 mixer  
Dynaudio BM15A active monitoring  
TASCAM DA-78HR [3] (w/949 remote) recorders  
Otari UFC 24 format converter  
Z-Systems 16x16 digital router  
Panasonic SV-3800 DAT machine [2]  
TASCAM 122 MKIII cassette decks [2]  
TASCAM CD-2000RW CD recorder  
Neumann U 87 microphone  
Danish Pro Audio 4011 microphone [2]  
Audio Technica AT4050 microphone [2]  
Focusrite ISA 430 Producer Pack  
Line 6 Pod Pro  
TC Electronic Finalizer 96k  
TC Electronic M3000  
TC Electronic Gold Channel  
Bryston 4b ST power amplifier  
Simmons headphone box [5]  
Sony MDR-7506 headphones [5]  
MOTU MIDI Timepiece AV  
Mackie LM3204 mixer  
Emu E4xt Ultra sampler  
Roland XV-5080 synthesizer  
Emu Proteus 2000 [2] synthesizer  
StorCase Dual CD-ROM Bay for sample loading  
SWW custom nickel-plated patchbays [4]  
MOTU 1296 audio interface [2]  
MOTU 2408 mkII core system  
Marathon Power rack holding an Apple G4/500  
APC 2200 RMXL UPS with extra battery  
Lots of wire!



# WHY SPENDING AN EXTRA \$30-\$50 BUYS YOU A LOT MORE AMPLIFIER.

**S**treet price for our M•1400i and M•800 High Current Power Amps is just \$30-\$50 more than their leading competition\*.

But that small premium gets you more features, longer warranty and bullet-proof, built-like-a-tank Mackie reliability.

For example, our M•1400i adds an electronic subwoofer crossover, variable CD Horn EQ, variable low cut filters, short circuit LED, 6-LED stereo output display and mirror-polished heat sink.

Why pay a teeny bit less when you can get so much more for so few extra bucks?



**Cool air from the room** (instead of hot air from inside the rack) is blown across a mirror-polished heat exchanger via two short paths instead of one long one, then out the *sides* of the M•1400i. Result: increased output device reliability under demanding conditions.

**Gain controls** are detented for accurate, identical channel levels setting and are calibrated in volts as well as dB.

**Eighteen status LEDs** (versus the competition's four). LED ladders display power output up to and including clipping... plus separate signal present indicators. Hot & Cold temp LEDs show you the M•1400i's thermal status at a glance. Short circuit LEDs give early warning of cable and speaker problems before you apply full power. Protect LEDs indicate the amp's internal safety circuits have activated.



**5 year Limited Warranty** (versus 3 years for the competition) underscores our confidence in the reliability of FR Series Power Amplifiers. And we have tens of thousands of satisfied M•1400i and M•800 owners who agree.

**Constant Directivity Horn EQ** on each channel smooths the frequency response of CD horn/compression drivers (which trade wide dispersion for a dip in treble response). Not found on the competition's amps, CD EQ is variable from 2kHz to 6kHz. At 6kHz, it's also handy for adding openness and "air" to any PA system.

**Switchable limiter** works independently on each channel to gently attenuate the signal level just enough to prevent clipping.

**Built-in subwoofer crossover** (not found on the competition's amps) eliminates the need for a separate, costly electronic crossover. Precision 2nd-order Bessel design with selectable 63Hz and 125Hz low pass settings.

**Continuously variable Low Cut filter** on each channel lets you *precisely* tune your bass cabinets to their optimal resonant frequency. Dial in *any* frequency from off to 170Hz. Competition limits you to a pair of fixed low cut frequencies set by its-bitsy dip switches.

**Audibly-quieter operation.** 107dB signal-to-noise spec vs. 100dB for the competition.

**Amp Mode** lets you easily select stereo, mono or bridged operation.

**Male and female XLR inputs/outputs** give you easy signal pass-through and double your chances of having the right connector gender. And naturally, there are 1/4" TRS inputs, too.

**Exclusive Mackie Fast Recovery design** lets you drive both the M•800 and M•1400i harder than the competition. Special circuitry and minimal negative feedback prevent the amp from "sticking" in a high-distortion state when driven into clipping reducing audible distortion and effectively increasing headroom.

**Want more info?** Call toll-free for a gigundo catalog or log onto our web site. Better yet, visit a Mackie Dealer today.



**M•800**

**M•1400i**

**More power.** While rated the same at 4 ohms bridged (1400 watts), the M•1400i delivers 100 more watts in 8-ohm bridged mode and 50 more watts per side in 4-ohm stereo mode than our leading competitor.

\*Prices based on a survey of leading U.S. pro audio dealers at time of first ad publication. Your price, like your mileage, may vary. Close cover before clipping.

FR SERIES




[www.mackie.com](http://www.mackie.com) • 800.258.6883

CIRCLE 24 ON FREE INFO CARD



©2000 All Rights Reserved. Mackie Designs Inc. "Mackie" and the "Running Man" figure are registered trademarks of Mackie Designs Inc. FR Series is a trademark of Mackie Designs Inc.

# PARTY IN PARADISE



with that system and go straight to hard drive. The record we just recorded went directly to [Digidesign] Pro Tools — there was no tape involved. It was the first time for me, and I found it very, very interesting.

**How would you compare the quality?**

**Nash:** I think it's better. I think the A/D converters that Nathaniel found and used in the system made it. With all due respect, I think you can detect the fingerprint of Pro Tools; it's a little bit brittle — you can hear it if you really know what you're listening for. But, every single person who has

come into the studio to listen has had no idea that it isn't two-inch analog tape. They don't have a clue.

**Nathaniel, how did you do that?**

**Nathaniel Kunkel:** I masterclock everything with an [Aardvark] Aardsync, and I use the new dB Technologies "blue" converters. We had both their A-to-D and D-to-A. Sixteen channels of A-to-D for recording, and 32 channels of D-to-A for the mixing.

**What other equipment is surrounding us here?**

**Kunkel:** There's one rack that has 24 tracks of DA-78 — the HR 24-bit model. Another rack is basically two-track: two DAT machines, a CD player, cassette decks, and a CD duplicator. Another rack has the synthesizer equipment: a sampler, a Roland XV-5080, two Emu Proteus synths, a Mackie mixer, and a MIDI interface. [See sidebar for complete gear list.] Pretty straight-ahead, and also emulating what Graham has at home in L.A.

**I see that everything is packed in boxes on wheels.**

**Kunkel:** Yes, it's all in road cases so it can move. All the power distribution and patching is modular and can be pulled out at anytime. The studio could leave here in five minutes.

**In this remote location, were there any unusual challenges you had to face?**

**Kunkel:** No, nothing really out of the ordinary. I just made sure I used the best stuff — the patchbays are all nickel-plated, all the Alpha pins are gold-coated. Mostly, it was just a



matter of using the best quality materials. I have a really good wiring crew, so when everything arrived here last week it worked perfectly the first time.

Our concerns here were obvious: humidity and sunlight. We have a dehumidifier here in the room, and we tried to use gear that would be the most tolerant of moisture. Everything has lots of air space, especially things that generate heat. This room also has air-conditioning, which removes moisture. The most important thing was to make an environment where Graham felt comfortable, coming in and working and having the equipment survive as best as possible.

**Nash:** And for years, we've known and worked with the people who designed and built the road cases.

**Yes, you have been on the road a bit, haven't you?**

**Nash:** Once or twice.

**How many days a year are you on tour these days?**

**Nash:** It depends. In 2000, CSNY did 41 shows between January and April. And we also did our usual fair share of benefits. Last year there was no touring because we were recording.

**Benefits — you're strongly associated with social activism — what's on your mind these days?**

**Nash:** It runs the gamut from personal stuff to things I believe in. For instance, we recently did the Fred Waleke benefit at the Santa Monica Civic Auditorium, to help out an old friend of many, many musicians. A few years ago we did the huge concert for Nicolette Larsen, to preserve her memory and have a good time that night. Last November, I did a benefit with David [Crosby] for the Grace Foundation, which deals with child abuse and domestic violence.

A benefit concert might be for a small group that wants to remove broken glass from the beach, which is pretty important if you're a parent. And, over the years, I've worked with groups like UNICEF and the No Nukes movement. Peace Sunday at the Rose Bowl. It's a wide spectrum, but they are all connected by the word "help." As an example, it enables other people to say, "I can do something, too." If you want to help, you can, whether it's answering phones, pouring coffee, or getting on stage.

**Are you an optimist?**

**Nash:** I have to be. If I wasn't an

## MAJOR DESIGN FEATURES OF CAMP NASH

1. All technical AC power is UPS-protected (Uninterruptible Power Supply) with extended runtimes — a Hawaiian necessity
2. All exposed connections are either gold or nickel and only mate to like metal
3. Custom SWW TT-EDAC patchbay system — with silver/teflon internal wiring and detachable normal connections
4. Modular and expandable system design
5. Useable as a one-button writing room or a 96/24 24-track digital studio facility
6. System can easily move
7. Power and wiring architecture provides dramatic reduction in system noise floor

# MXL

## Professional Microphones



## SOUND DIFFERENCE

MXL pioneered the revolution in low priced Condenser Microphones. We brought technology, previously out of the reach of most recording enthusiasts, into the mainstream of music recording. Today, there are a number of companies importing Condenser Microphones. Critics claim that they are all the same. Not the case. We at MXL design, assemble and test our microphones to a standard that equals our European counterparts. All this, and at a fraction of their price. We invite you to audition MXL Microphones and enjoy classic performance at truly extraordinary prices. Experience the difference, the MXL difference. Call us for the name of your local MXL retailer.

Now with 3 year warranty

[www.MXLmics.com](http://www.MXLmics.com)

1-800-800-6608

CIRCLE 59 ON FREE INFO CARD

PARTY IN

# PARADISE

optimist I wouldn't bother being here making a record. I'd just be watching TV with a beer. It's easy to do, because the problems that face us are overwhelming.

**Let's jump back to your early days. You're from Manchester, aren't you?**

**Nash:** Yes, in the north of England.

**Were you musically inclined as a child?**

Yes, I was. Allan Clarke and I met when I was five years old and we started singing together immediately. I don't know why, but we were singing school prayers, and harmonized in school choirs and minstrel shows. Then, in the late '50s, skiffle music came to England via Lonnie Donegan from America. Skiffle was a simple form of folk music, basically

three chords. It was fast and easy, and it was fun. We got into skiffle in a big way.

Then with the coming into our lives of The Everly Brothers, Elvis Presley, Jerry Lee Lewis, Buddy Holly, Fats Domino, The Platters, Gene Vincent, etc., we began to really realize that: A) we needed drums and bass; and B) the two-part singing we had been doing for many years was coming of age. So we found ourselves in the early '60s forming a band called The Hollies, with basically Allan and myself singing lead, occasionally three-part with Tony Hicks. We cut our first hit record in 1963 and I haven't looked back since.

I left the Hollies in 1968 because of musical differences and personality conflicts. We had been coming to

America since 1965 and this was an entirely different environment for me. It was one in which I thrived, one which I loved. I got turned on to smoking marijuana, hashish, doing LSD, and expanding my consciousness. I gradually grew apart from the rest of The Hollies, who were basically more interested in the drug of their choice — beer.

At that time I had been hanging out with David [Crosby] and Stephen [Stills], so I knew that we had something tremendously vital. I was writing songs that The Hollies were not interested in recording, songs that I felt were deeper, more meaningful than what we had done earlier. All those factors came together in late 1968 and I decided to live in America.

**So, 1968 — Hollies behind you, CSN ahead of you.**





“You need the ambient sounds of the Serengeti at dawn, a distant lion’s roar, a swarm of buzzing **tse-tse flies** and, uh, a few banjo licks? Sure. Got ‘em right here!”



Instant Access to the Sounds You Need.

Introducing the largest online library of **samples** and **sound FX** – searchable in seconds. Take a minute. Find out how fast it can change your professional life. Visit [www.sonomic.com](http://www.sonomic.com) and come see us at NAMM, Booth 6711, Computer Products Area, Hall A.

sonomic™

our partners:

©2000 Sonomic, Inc. All rights reserved. 1-877-SONOMIC

TITUS

SONOMIC

99 EXCESS

numerical sound

CLACK!

GA

DOUG BECK MUSIC

CIRCLE 38 ON FREE INFO CARD

# PARTY IN PARADISE

## BUILDING CAMP NASH

*Nathaniel Kunkel began apprenticing with George Massenburg before entering high school. Years of hard work as an assistant led to gigs with James Taylor, Linda Ronstadt, Little Feat, and his first solo recording and mix: Lyle Lovett's I Love Everybody in 1994, followed by Lovett's Grammy-winning Country Album of the Year, The Road To Ensenada.*

*Among numerous other projects, Kunkel has recorded Kenny Loggins's last three albums, recorded and mixed the 5.1 soundtrack for Robert Altman's Dr. T. and the Women, and was nominated for a Grammy for engineering Trio 2 with Linda Ronstadt, Dolly Parton, and Emmylou Harris, produced and mixed by George Massenburg.*

### What I Do

The process always starts by asking my client what their dream studio would consist of. We'll design that together and then scale it down, usually to meet a predetermined price point. That way I won't do anything building the smaller system that couldn't, for the most part, be used in an expansion on the way to the larger dream studio later.

I use the best materials possible, as the major studios do, when I build a system. You see, even though my clients request a small number of tracks, they're still in need of total reliability. That only comes with exceptional build quality. In truth, one of the things that makes that possible is my wiring crew. Kurt and Tess Stein have been doing all of my wiring for a while, and they're artists — they consistently give me the best wiring I've ever seen. Providing the level of quality I provide is only possible because my delivered wiring has a zero percent failure rate. In contrast, most of the hookup cables out there are garbage. Yet most people won't go through the trouble of placing a custom cable

order if it's only for a single eight-pair snake — it's expensive and requires an overview of the complete system to not be a waste of money. I understand, but it still makes for less than perfect interfacing. So I'll try to develop the proper grounding, power, and wiring scheme for each install and then implement them in such a way that the studio expands easily without modification to the existing installation. For instance, Nash's studio is already pre-wired for the Sony DMX-R100 mixer and surround monitoring.

I also do everything I can to eliminate the possibility of mechanical failure — which also means making repairs easy — so I work very hard on documentation and cable management. Then, when there is a problem, you know where to look, and when you do, it's clean enough to see what's going on. I'm not doing anything that's groundbreaking, really — just not making any compromises and being super tidy.

### So You Build Studios?

The only odd thing here is that I'm a recording engineer. Why am I building studios? Like I've got time to build a recording studio! I guess this all really started with my own portable remote setup that my friend Stephen Jarvis dubbed "Studio Without Walls." In the course of several live records, we had really figured out how to make a studio move, remain flexible, and be reliable. Some of our friends saw the systems and wanted to implement our designs into their new builds. So then I was building studios.

But I'm an engineer. Well, so what — I love building studios. (Someone must be wincing at that one.) Not only are they fun to put together, it's also really great to engineer in a room you put together. You know where everything is and it's all your favorite stuff.

—Nathaniel Kunkel

**Singles had been the style of the record business, and your forming CSN was around the time of album domination and FM radio.**

**Nash:** Well, *Sgt. Pepper* helped change that a lot. But it began to be obvious that the art form of albums was much more interesting than singles. The singles were like ads for albums. I knew when I sang with David and Stephen that that was what I wanted to do. We also knew we had tremendous song potential because we were three reasonably strong writers.

Our first record was brought out in

a time of pre-heavy metal, stacks of Marshalls. We came out with this acoustic-feeling album and it threaded right through everything and made its mark. We knew when we left the studio with that two-track master that we had a hit record.

**You've also had solo success, such as *Songs for Beginners*, which still sounds so fresh and alive.**

**Nash:** I was very pleased with that record. I think I'm most pleased with its longevity. I get kind comments from people all the time about it being one of their favorite albums. I've tried to

think what it was about that album that was so attractive and I can't really figure it out. I think it was very simple, very straightforward, and it had a very live feeling. There are some good songs, but I've never been really able to pin what it was about that album. I'm kinda glad, because I certainly don't want to repeat it. But I do wonder what it was that made it so attractive.

**So much of your solo music, and the music you make with your compadres, captures a period. It's been said that if you want to go back and feel the Woodstock time, you listen**



**to CSN and The Grateful Dead.**

**Nash:** Kind of an awful place to be stuck, isn't it? [Laughs.]

**But let's talk about your music as historic anthems in times of social upheaval.**

**Nash:** One of the things that was upsetting me during my association with The Hollies was that there were social things happening that were far more relevant than the kinds of singles we got into — the "moon, June, spoon" in the back of the car, "summer days" types of songs. I'm not against that, but there is certainly more to be concerned with.



So when I joined David and Stephen, I knew that we had three writers that felt similar to the way I felt. Things were happening sociologically that were extremely important from our point of view, as artists, to make comments upon. I think it's been the role of the artist throughout history to bring news from one village to another, to spread tales of what's happening. In many ways, you're not getting the real truth from the mass media. You're only getting a part of the truth. What we have always tried to do as artists is to reflect what is going on around us, reveal what is going on inside of us, and express how we feel about certain subjects.

I'm not so sure that we're a political group. When you shoot four kids down at Kent State, is that political or is that just a tragedy? When you jail the Chicago Eight for allegedly trying to wipe Chicago off the map, is that political or is that a tragedy? And when we talk about the nuclear power industry, are those political issues or are they human condition issues? As artists we've always wanted to be our own psychiatrists in a way. We have the ability, because we are writers, to internalize situations and then bring them out as music. I'm not sure what enables us to do that, but I guess that's what an artist is.

**Could you tell me a little about this new solo project you're working on?**

**Nash:** I go into the studio to have fun, and I've been doing that since I cut my first hit record in 1963. This particular project has been better than most, except for maybe the first CSN record. I like to get work done and I like to remain open to everyone's ideas. When you're asking great musicians to contribute, you don't want to tell them what to play.

► continued on page 130



**DPA**  
MICROPHONES

*handle with care*

"The thing I like most about the 3541 is the sound pressure handling," says Steve Power, producer of "Sing When You're Winning," Robbie Williams' latest hit album. "Robbie's got a hell of a loud voice. We had a track on the previous album where half the vocal was completely ruined because there was no mic that could handle his volume - he'd already distorted it before it got anywhere near the mic amp! The 3541 can actually handle it."

What will you like most about the new Type 3541 large diaphragm microphone kit - incorporating the world's most sonically advanced recording technology?

Contact us to request your DPA catalogue or for your opportunity to audition the new 3541. [3541@tgina.com](mailto:3541@tgina.com)

Or, check out our website for all the latest info on this and many other quality DPA products. [www.dpamicrophones.com](http://www.dpamicrophones.com)

DPA Microphones / TGI North America Inc.


335 Gage Ave., Suite #1, Kitchener, ON, Canada N2M 5E1

Tel: (519) 745-1158 Fax: (519) 745-2364 Toll Free Dealer Faxline: (800) 525-7081

CIRCLE 11 ON FREE INFO CARD

ED CHERNEY

PHOTOS BY EDWARD COLVER  
World Radio History



ED CHERNEY USES HIS INSTINCTS TO ENGINEER AND PRODUCE HIT RECORDS

*Ed Cherney is one of the most popular engineer/producers in the industry, and it's easy to see why. Loose, relaxed, and witty, he's got exactly the kind of laid-back personality required to put even the most neurotic artist at ease — but make no mistake: when that red light goes on, the man is all business.*

*Cherney began his career in the mid-1970s, assisting legendary recordist Bruce Swedien. Before long, he was working with the likes of Barbra Streisand, Ry Cooder, the B-52s, and Bob Dylan. In the mid-'90s, his career took off like a shot. His work on Bonnie Raitt's Longing In Their Hearts netted him the 1994 Grammy for Best Engineered Album; shortly thereafter, the Rolling Stones hired him to man the desk for their Stripped and No Security live albums, as well as their Bridges To Babylon studio release. Somehow, he still found the time to become one of the founding directors of the Music Producers Guild of America (now the NARAS Producers and Engineers Wing). Cherney recently chatted with us at Ecstasy Studios in L.A., where he and co-producer Mark Goldenberg were putting the finishing touches on a new Jann Arden release.*

**EQ: What are the common mistakes you're hearing in the recordings that people are making in their home studios?**

**Ed Cherney:** Bad songs. You can tell when a song is amateur hour, but anything goes with recording. Look at what people are buying — you've got stuff that sounds like a tin cup on a string, and you've got things that just fill the speakers. Certainly, we're living in a scratchy time [*Laughs.*], but nonetheless, it's still music. Unless you're listening to the symphony or something, it's not an issue.

BY HOWARD MASSEY

# FROM THE

# Ed

**If it doesn't matter, then what's the justification for working in a professional studio?**

Primarily, the service. There will be equipment in a professional studio that you won't find in a project studio, and some equipment is tailored for the artist. For some artists, only a Neve 8078 will do them justice; others can create their tracks on a laptop in a garage, and it will be fine.

**How do you approach working with an artist that may have talent and good songs, but doesn't have a clear concept, technically, or what they want to do?**

I don't know if I'm necessarily qualified to work with an artist like that. Typically, I work with an artist that has a vision, and it's my job to deliver that, and hopefully make it palatable to the record company. But it's not my responsibility to provide the vision. I generally work with artists that have an idea of who they are and are expressing themselves rather than manufacturing a teen idol or something like that.

**What approach do you generally take to recording guitars?**

I've been using these new Royer ribbon microphones, kind of all around the room, and that's been working really well. Typically, the kind of guitar players I record come in with their own rig and their own sound, and it doesn't call for much except for the usual miking down the hall, finding a good corner of the room, and blending microphones together. The guitar players will have messed around a lot at home and they know what they expect to get out of their amp, and usually what they give me is pretty darn close [to the final sound].

**So you're talking about simply capturing the sound that they craft at the amp?**

Yeah, I'm a pretty straight-ahead guy in terms of that, though I'll go chase some things around. With Ry Cooder, we hung an old ghetto blaster, an old SuperScope that had a microphone that was really limited, and we took a line feed out of that. I've recorded guitars out of those kinds of things to get a certain "bing!" kind of sound.

**Do you often double guitars?**

It depends on the music, but usually not. If I do it, I'll usually use different instruments for different textures. It can be nice to double an acoustic guitar that's strung normally with another one that's strung differently or capoed up. That adds some harmonics to the sound,

which works well. The kind of records I'm making these days tend to have a bunch of individuals playing as opposed to a big wall of sound, so you can pick out each musician; each has his own character, and you're trying to invent a new sound each time in order to develop that character. But you're typically stumbling across it — there's not a whole lot of pre-meditation involved. Making records is

listening to how the sound is being shaped. That's just experience, and that's one of the hardest things to learn. It's very difficult to shift your thinking that way.

**A lot of novices also have trouble dealing with dynamics processing.**

Well, the thing is that guys like me and a lot of my contemporaries served apprenticeships in studios. We worked un-

"SOMEBODY WHO KNOWS WHAT THEY'RE DOING CAN MAKE A GREAT RECORD WITH A TWO-BY-FOUR, AND SOMEBODY WHO DOESN'T IS GOING TO GET A POOR RESULT REGARDLESS OF HOW GOOD THE GEAR IS THAT THEY USE."

different every time — there's really no "typical" way of doing things.

**One of the biggest problems facing recordists in project studios is getting the bottom end right — big, but tight and not woofy or flabby.**

There are a couple of things working against guys in project studios. One is that they're probably not working in a space that's acoustically beneficial to getting a good, tight low end. There're typically parallel walls and standing waves, so they don't know what the heck they're getting, and they may be listening through speakers that maybe aren't that great, so they can't turn them up to shake the low end. And it takes years just to learn how to use your EQ correctly. What I see most people at home doing a lot is just boosting frequencies. They give it a boost at the kick drum fundamental — at 30 Hz, with maybe shelving, so it starts to go all the way up and begins to fill up the sound at 250, 300 [Hz], where it starts to murk up your record. Then you've got no place to put the bass. So people need to know how to use their EQ — learning how to dip some frequencies and move the fader up instead of boosting all the time. It can take ten or fifteen years to learn how to do that. That's the biggest mistake that rookies make — they just reach down and boost the EQ and say, "That's better because it's louder now," but they're not necessarily

der engineers that started in the '40s and '50s and built the gear that they used and went from big bands to symphonies to rockabilly and country, then eventually to rock 'n' roll; guys who saw the technology evolve. Sitting behind the Bruce Swedien, the Phil Ramones, the Al Schmitts — we learned how to listen. We learned what worked and what didn't and how to use that stuff — more than just reading the manual. But when you're at home, you're on your own — you usually don't have a mentor, and you never really sit behind somebody who's been there, done that, has 30 or 40 years experience, and knows how to make great records. Like they say, it's the nut behind the wheel. Somebody who knows what they're doing can make a great record with a two-by-four, and somebody who doesn't is going to get a poor result regardless of how good the gear that they use is.

**When you're recording bass, do you take an amp signal as well as DI?**

I do, to shape it. The truth is, with a great player that has the touch, you can stand his bass anywhere near a recording machine, and it's going to sound great. A great musician is really easy to record.

**What mic will you typically put on the bass amp?**

I've had a lot of experience with [Neumann] FET 47's; they work really well if

**Limited Time Offer\***  
 \$100 Back On A Pair of LSR25Ps  
 \$300 Back On A 5.1 LSR System  
 (5 LSR25Ps and 1 LSR12P Sub)



WHEN L.W.  
 RAN INTO S.P.  
 AT JFK, THEIR  
 THX<sup>®</sup> APPROVED  
**LSR25Ps**  
 GAVE FLIGHT  
 TO NEW  
 CREATIVITY.

As you can see, the all-new THX<sup>®</sup> Approved LSR25P powered monitors are really taking off. That's because key industry professionals are discovering one very simple



A talented musician, successful composer and recognized producer, Lenny White is considered one of music's real innovators. He's played with such greats as Miles Davis, Chick Corea and Stanley Clark, and has also collaborated on some of the most recognized and influential music of the past three decades, including the new CD *On the One*, with Sammy Peralta.

and indisputable fact: the LSR25P consistently outperforms any other monitor in its class. As a result, it's gaining popularity in all critical monitoring applications, from digital workstations and near field stereo to 5.1 mixing. In fact, the LSR25P is as comfortable on the road as it is on the meter bridge.

Every LSR25P incorporates JBL's revolutionary Linear Spatial Reference (LSR) performance characteristics, assuring a mix that sounds consistent from room to room. What's more, the two-way 5.25", bi-amplified LSR25P



Sammy Peralta loves music. That pure and simple fact comes through strikingly clear as he sits at his keyboard tinkering with half-written tunes. Sammy's background includes work with talents including Tito Puente and Willie Bermudez. "I have to be careful, because I can get so lost in the music, I sometimes forget I have a family that would like a little of my attention too."

also features 150 watts of linear power as well as purpose-built transducers with JBL's most current thinking and designs. This last point has earned the entire LSR family of monitors continual critical acclaim for more than three years.

CIRCLE 27 ON FREE INFO CARD

One last point: Sammy Peralta's new CD *On the One* featuring Lenny White was mixed entirely with LSR monitors.

**LSR.**

For More Information:  
[www.jblpro.com/lrrebate12](http://www.jblpro.com/lrrebate12)



H A Harman International Company

© 2000 JBL Professional

\*Offer valid 1/1/2000 through 12/31/2000. Participating dealers only.

FROM THE

# Heart

you're careful to pad them down and are aware of what the proximity effect is doing so you find the sweet place to put them. But I always listen to a good direct box first, just to see what's coming out of the bass. Then you go out into the studio and listen to the speaker; it's fairly simple.

**Do you use the amp signal for the low end or for the bite?**

Most signals will only take so much EQ, so I'll use the amp as filler for the low end, and I'll use the direct more for the string noise and finger-popping for the attack. Then, without using a lot of EQ, you can make it brighter or duller or fuller just by moving one fader up and down against the other. You can fill it in that way rather than ruin the phase of the thing by twisting EQ knobs.

**Do you compress both signals as you are recording?**

Typically, I'll put just a little compression

on the direct signal as I'm recording it and leave the amp compression-free and EQ-free if I can. I don't want to lock myself into something that I can't undo or change later. But, with a great bass player that has the touch, you don't need a compressor, because he makes the instrument speak. Certainly, having a compressor with variable attack and release times is important. That's a lot of the big trick about compressing bass: using the right attack time so you can get the attack of the thing and using the right release time so it's not pumping — unless you want it to pump, of course. Basically, you're trying to get all of the notes to speak evenly so there are no holes, nothing sticking out.

**What sort of compression ratios would you use on bass?**

4:1. But you might go 12:1 or even 20:1 — whatever it takes. It's going to be dependent on the way the guy

plays it and what the music is calling for.

**Do you typically compress the bass again when you mix?**

Lately, I've been adding a little bit of compression on just one of the tracks; sometimes I'll compress it two, three, or even four times.

**Project studio recordings often lack "ear candy" — the little, almost subliminal elements that seem to make a record a record. How is the decision made to add a little percussion here, a little sound effect there?**

If we've got an open track, let's put something on it! [Laughs.] You just lead with your heart. Your instinct tells you what needs to be there and when to leave something alone. You listen to stuff over and over again, and you may find yourself thinking, "We need a little



ED CHERNEY



action over here, something to set this part up a little bit better." You just go for what the song asks for, so you try it, you put it on, and if it doesn't work, you get rid of it. When you come to a fork in the road, take it!

**Which leads to the next question: How can you tell when something's done, as opposed to not yet complete or overdone?**

You just know; it comes from the heart. There's nothing quantitative about being an artist or making a record. That's why not everybody is rich and famous! [Laughs.] I think it's down to hearing every individual musician somewhere in the soundscape, somewhere in the band, rather than necessarily having every color and every space filled in.

**That's probably the hardest thing for the person in a project studio working on their own — knowing when to stop.**

Yeah, but for people who are just doing music for the enjoyment of it, that's the whole point of it — to just keep sitting there working on it, messing around and trying stuff. If it's not going to find its way onto a rack at Tower

Records — if it's just going to find its way into cyberspace, maybe that's the point of the thing, to just keep working on it, to keep it as a work in progress. But if you have a deadline and there are record executives counting on you to fill in the numbers on their quarterly reports, you're certainly dealing with a different set of problems.

**Some artists, it seems, are never satisfied with their work; others can let it go after the record has been released.**

Well, yeah, and I know both kinds of people, though I can't name names while they're still alive! [Laughs.] What happens, too, is that a lot of times an artist records a song before they have a chance to perform it before a lot of people, and as you perform it dozens and dozens of times, there's a certain life, a certain texture that you discover. You don't get that if you're making a record and you just do a few takes.

**That's a good point, and it probably accounts for the sophomore curse of a lot of second albums.**

Very true.

**What can you, as a producer, do when it's clear to you that a**

**song just isn't ready to be recorded?**

You have to say so — in the nicest way, of course. If you're working with artists that write for themselves, you have to inspire them to write by playing them lots of songs, perhaps pointing out examples of what you're talking about. But you have to do it in a very decent, very kind way. These days, though, there will be a lot of people listening to the songs, and there will usually be a consensus of opinion.

**Producing by committee, almost.**

Yeah, there's a lot of that, unless you have an artist that contractually has the right to have things done their way.

**How long do you typically spend on a mix?**


As long as it takes. I have a reputation for being really slow and driving everyone crazy.

**Is that because you're a perfectionist?**

No, it's definitely not that — I'm really a slob! [Laughs.] But you delve into a mix and you get led down different paths — you want an opportunity to explore: Where's the groove, where's the

# PERFORMANCE TOOLS

- take the best virtual studio software
- add massive processing power
- eliminate latency
- integrate "live" signals
- integrate your studio



• **PowerSampler**: a full-featured professional sampler on a PCI card: broad sample library support, unique "zero latency" performance and ultra-tight timing. Thanks to the flexible driver architecture, PowerSampler is a high-end 24-bit / 96 kHz multi-I/O system as well.

• **The Elektra modular synthesis suite**: 30 entirely different great-sounding synthesizers in one exciting package. Download more from the Internet. Or build them yourself - you will be amazed! Thanks to its flexible driver architecture, Elektra is a high-end 24-bit / 96 kHz multi-I/O system as well.

• **Luna 2496 DSP**: utilizing FireWire technology, the DSP-powered high-end multi-I/O solution features 10 analog inputs, 10 analog outputs and digital I/O. Luna integrates a "live" DSP mixer, surround mix functionality and unlimited routing possibilities.

• **Pulsar II**: takes your PC or Macintosh straight into the future of audio production - today. Includes an incredible collection of the finest virtualized studio equipment available. Integrates all functionality within a single, controllable environment. The most powerful audio upgrade available for your computer.



[www.creamware.com](http://www.creamware.com)

**creamw@re**  
Fidelity at work

Order your catalog copy - call 1-800-899-1939 or email [info@creamware.com](mailto:info@creamware.com)

CreamWare Audio Solutions, 6879 Russell Ave., Burnaby, B.C., V5J 4R8, Canada • call (604) 435-0540 • fax (604) 435-9937

CIRCLE 08 ON FREE INFO CARD

EQ | JANUARY 2001 | 73

World Radio History

# NEATO<sup>®</sup>

CD and OTHER MEDIA

## Labels and Packaging from YOUR Desktop!



### KIT INCLUDES

- The amazing NEATO2000 CD Label Applicator
- Assorted NEATO CD Labels, Jewel Case Inserts
- MediaFACE-II™
  - Design Software (PC), Templates (Mac)
  - Digital Background Art for Labels and Inserts
  - Label and Insert Templates for Popular Graphics Programs (Mac/PC)



### NEATO LLC

250 Dodge Avenue • East Haven, CT 06512  
800-984-9800  
203-466-5170 • Fax 203-466-5178

[www.neato.com](http://www.neato.com)

CIRCLE 26 ON FREE INFO CARD

FROM THE

# Heart

pocket, where's it at? Having said that, if the stuff's really well-recorded, it's largely a matter of putting the faders up and figuring out how to pan it, where to put a stunt here and there, getting the vocals sounding right and balanced, and going from there.

### Which faders do you bring up first?

All of them. I start out by pushing everything up and getting a feel for what's on tape, where everything is. I rarely solo stuff unless I'm looking for a problem. I balance from the perspective of looking at it as a whole instead of looking at each sound individually.

### Once you've got all the faders up, what do you do next?

At that point, you can make arrangement decisions — maybe you don't need the four trombones in the verses, and maybe we can empty this out or use that part to build the chorus. But the shaping of the sounds is done with all the faders up. That's the best way to do it, though it takes discipline — you've

have to keep wrestling with it. Vocals are usually the trickiest thing, especially in country records, where everybody wants to be able to hear every single word. In modern rock or other genres, you can get away with things like burying it or moving it to the side. I usually start by putting the vocal up dry and see if I can shape it around the music. If it doesn't sit right — if you have to make it too hard to get up over the music — I might try cooling out some of the music around it by cutting some of the upper midrange. It's all about creating a space; you only have so much 2, 3, 4 kHz that you can fit on a record before curling everybody's eyebrows. So instead of stacking it up, I'll try to dip some out and see if I can fit it in there, frequency-wise. A lot of people who haven't been doing this a long time, the first thing they'll do is start reaching for delays and reverbs and all that kind of stuff, but that's missing the point. You want to shape it so the music is sitting around it and the vocal is telling the story like it should, so it's in the right

“LEAD WITH YOUR HEART. YOUR INSTINCT TELLS YOU WHAT NEEDS TO BE THERE AND WHEN TO LEAVE SOMETHING ALONE.”

got to concentrate and listen inside the music instead of using your solo button and listening to one thing at a time.

### “Listening inside the music” is an interesting concept...

Well, I'm talking about things like finding that guitar line that's inside and then finding its counter-line — being able to isolate and identify the different things that are happening in the context of the entire spectrum.

### Are you talking about achieving maximum separation?

Not necessarily. It depends on what is called for — it might be achieving a perfect mess! [*Laughs.*] You have to listen with your heart and do what's called for. That's what makes some people great artists and some people not. Some people can throw the ball and some people can't; some people can run and some people can't.


### Any tips for getting a vocal or a solo to sit right in the track?

It's a major pain in the ass. You just

place. And then if you want to add something to it to put it in a space, go ahead, but you have to shape it first.

### Do you typically use one or two reverbs for all the instruments, or do you favor using discrete effects for each instrument?

From experience, I know that I'm going to want something that's short and bright — a room reverb set to a second, second-and-a-half kind of thing — and I know I'm going to want something a bit longer than that, maybe 2.5, 2.6 seconds. I'm going to have effects for maybe three acoustic spaces: something short and bright, something medium, and then maybe a long hall with a long pre-delay. I'll definitely start with those, and those will be off echo sends. Then I'll have an eighth-note or quarter-note delay, and I'll have some Harmonizer left/right stuff. But I won't send much stuff to it at first; I try to balance the music dry and then use the echo sends to put it in an interesting

A photograph of two men, Nathaniel Kunkel and Russ Kunkel, standing in a recording studio. Nathaniel is on the left, older with a grey beard, and Russ is on the right, younger with dark hair. They are both wearing black shirts. The background shows a studio with various pieces of equipment and a drum set.

**Nathaniel Kunkel** is one of today's hottest producer/engineers. It's his job to know good mics when he hears them. A few of Nathaniel's credits include: Robert Altman, Billy Joel, Little Feat, Lyle Lovett, Graham Nash, Aaron Neville, James Taylor, Anna Vissi, and dozens more.

Legendary studio drummer **Russ Kunkel** is Nathaniel's father. Russ's credits span four decades of illustrious session work for artists that range from A-to-Z – Herb Alpert to Warren Zevon. And as a successful producer of Jimmy Buffet, Graham Nash and many others, Russ also knows a good mic when he hears one.


"A-T's 40 Series are my 'go to' mics, without hesitation," says Nathaniel. "When I first heard the **AT4050**, I was very impressed. It was transparent, open and predictable. It is a stunning acoustic instrument microphone with the ability to handle extreme dynamic range very musically."

Take a professional tip from the Kunkels and hear what a 40 Series mic can do for your next session. Who knows? You might just be making musical history – like they have.

Special thanks to O'Henry Sound Studios, Burbank, CA



## 40 Series

 **audio-technica.**

Audio-Technica U.S., Inc. | 1221 Commerce Drive, Stow, OH 44224 | 330.686.2600 | Fax: 330.686.0719 | E-mail: [pro@atus.com](mailto:pro@atus.com) | [www.audio-technica.com](http://www.audio-technica.com)



## COMPLETE STUDIO ACOUSTIC PACKAGE

# \$1500

FACTORY DIRECT - OUR DOOR TO YOURS

1-800-ASC-TUBE

[www.TUBETRAP.COM/MIXSTATION](http://www.TUBETRAP.COM/MIXSTATION)

Perfect environment for you and your mix. This new, modular recording package is from ASC-TUBETRAP, former TEC nominee.


The ASC-MixSTATION is the prefabricated, wall mounted studio acoustic you have been waiting for. It's 150 pounds of real control, shipped in 4 boxes and the color is your choice.



# ASC-MixStation™

CIRCLE 77 ON FREE INFO CARD

## Acoustics First® Materials To Control Sound And Eliminate Noise



Model W



Model C

**The Art Diffusor®** The original, patented, extended range "binary array". Exclusive angled tops scatter upper spectral reflections. Increases the apparent acoustic space and controls flutter. Class "A", thermoformed models are now available from stock. Traditional wood versions are built to order.

Toll Free

**1-888-765-2900**

Web <http://www.acousticsfirst.com>

CIRCLE 01 ON FREE INFO CARD

space. I just like to have the options, and then I turn things up and down and mess with it until I stumble upon the truth.

**But you'll send multiple instruments to each of these effects?**

Sure. You're putting together a cocktail, so some things will go into others — it can be quite an extravaganza. Usually you don't have enough echo sends.

**When you talk about setting up "stunts" in the mix, what kinds of things are you talking about?**

It could be little lo-fi things, stuff like that. Different vocal treatments in the chorus, any kind of event that will add excitement. Changes that will catch your ear a little bit, up the ante. That's the kind of musical world we live in now — you have all these digital and analog tools, workstations, all this different stuff — and that's what's making it fun, combining all the different elements and using all the different tools. It's a broad palette.

**What's your typical vocal chain?**

I have some Class A [Neve] 1073 mic pres in my rack, and I've got a very nice Mastering Lab tube mic pre that I use. As far as compressors, it could be an 1176 or a GML; for some kinds of singers, a dbx 160 works really well if you just want to protect the tape.

**How would you sum up the audio state of the art in the year 2000?**

In a lot of ways, it's the worst of times and it's the best of times, in terms of the way a lot of records sound now. It's a fairly graceless age — especially 16-bit, 44.1 — but it's also a time when everyone can be an artist and make music. And why not? Even if 90 percent of it is crappy, there's always that other 10 percent. I'm waiting for the time — and it could happen any day — when somebody at home is going to make some sort of record and put it on the Internet and a hundred million people are going to download it. When they figure out a way to get paid for it, it's going to sweep the world, and it's going to shake things up about the way people do things. It could happen anytime, and I want to be there for that — it's an exciting prospect.

This interview is excerpted from Howard Massey's new book *Behind The Glass*, now available from Miller Freeman Books.

**WEBLINK**

Visit Ed Cherney's online forum at [www.edmag.com](http://www.edmag.com).

# TOTALLY TRANSPARENT.

Introducing our new **INVISIBLE MIC PREAMP**

Make a quantum leap with BEHRINGER's new EURORACK's. 5 years of development have culminated in the best and most "invisible" microphone preamp we've ever built. Add space-age SMD technology, high-end 4580 op-amps and double-flooded circuit boards, and you end up with audio so transparent you can see right through it.

- State-of-the-art mic preamps
- Super low-noise 4580 op-amps
- 5 Hz - 100 kHz bandwidth
- Panasonic/Alps faders and pots
- Steel chassis, fiberglass PCB's
- Individually tested with System One
- Manufactured under ISO9000 certified management system

The new **EURORACK's**  
from **BEHRINGER**

More information at:

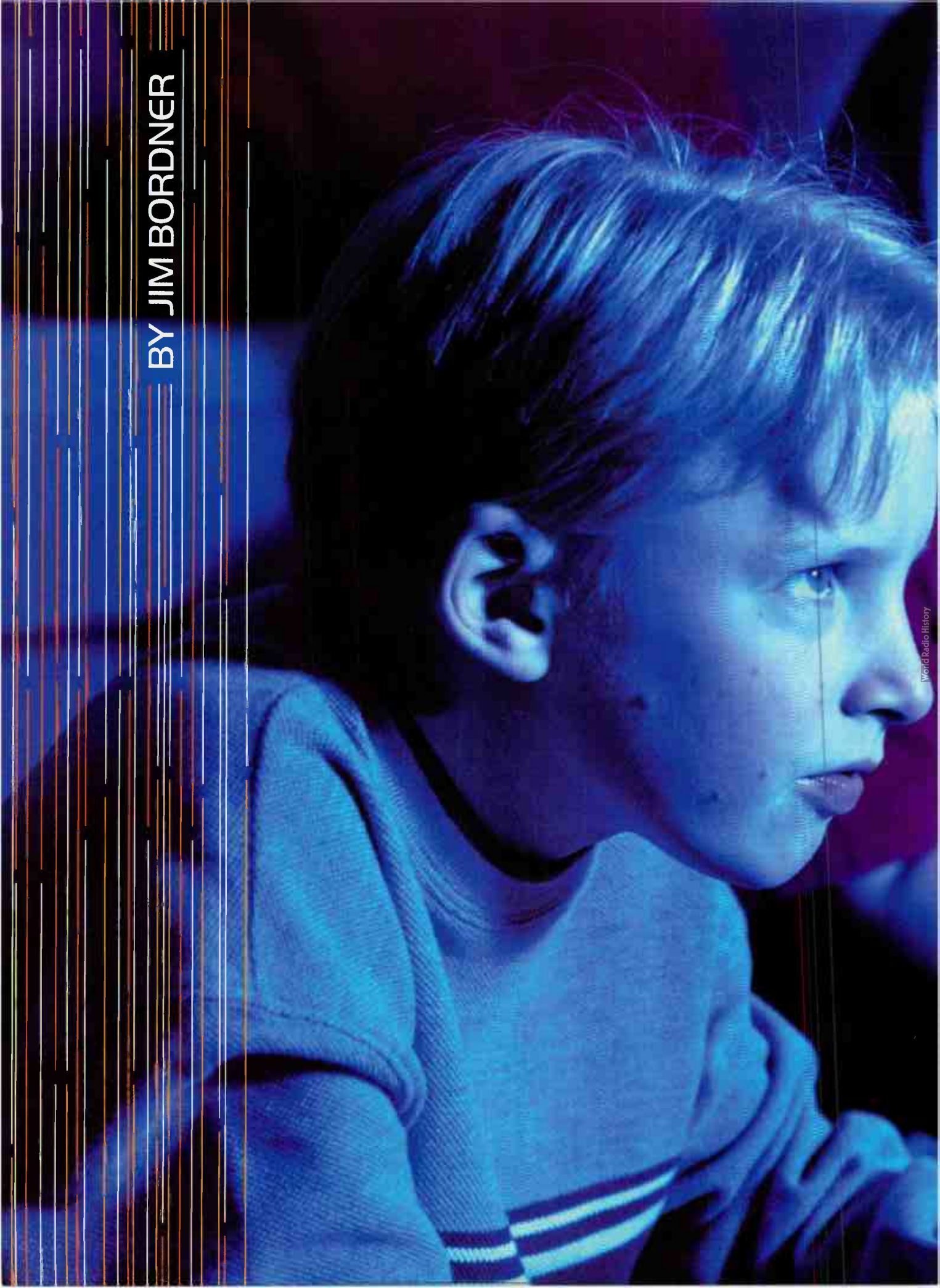
[www.behringer.com](http://www.behringer.com)

CIRCLE 02 ON FREE INFO CARD

Canada Tel.: +1 902 860 2677 Fax: +1 902 860 2078 Email: support.ca@behringer.de  
International Tel.: +49 2154 920 666 Fax: +49 2154 920 665 Email: support@behringer.de  
Japan Tel.: +81 3 528 228 95 Fax: +81 3 528 228 96 Email: support.jp@behringer.de  
Singapore Tel.: +65 542 9313 Fax: +65 214 0275 Email: support@behringer.com.sg  
USA Tel.: -1 425 672 0816 Fax: +1 425 673 7647 Email: support@behringer.com



BY JIM BORDNER





TODAY'S GAME MUSIC RIVAL'S MAJOR FILM SCORES

When the venerable Atari 2600 breathed its last rattling breath, conventional wisdom said that video games were *kaput*. So much for conventional wisdom. This year, video games actually eclipsed movies in annual revenue.

Most game developers are working on improved playability, pushing the envelope on numbers of polygons generated, or tweaking the movement of mo-capped player avatars. But a few are defining the potential for music and audio for video games, and *EQ* recently talked with two producers at the forefront of this movement.

Chance Thomas, a classically trained composer, came into the game business at the beginning of its renaissance. He now heads Huge Sound, a group of independent project studio pros responsible for the sound of some of the decade's most influential video games. Thomas compares game music to film music, and feels the industry is entering a Golden Age.

This makes sense to Duane Decker, a composer and producer for Microsoft. Decker's latest achievement says something about the current state of game music: his soundtrack for *MechWarrior 4: Vengeance* will be the first video game soundtrack released on Varese Sarabande records, a label well-known for film scores. We talked with each of them in their respective studios: Duane Decker's within the megalopolis that is Microsoft's Redmond, WA headquarters, and Chance Thomas in his home project studio outside Yosemite National Park.

SCORING IN THE



## TAKING A CHANCE

Chance Thomas began specializing in game music because it was fun. "I started out in advertising," he says. "Before long, I was burned out — so much of the work was the same. But when I got a chance to do my first game, I was asked to do fifty different pieces of music, in all different styles. I loved the challenge of it. As I finished that project, a friend saw an ad from Sierra Online, looking for a composer. So I applied."

Thomas moved to California to work full-time for Sierra. But it wasn't long before his entrepreneurial spirit kicked in, and he began seeing possibilities for independent game composers. As Sierra began development of the *Middle Earth* series of games, Thomas struck a deal with them to open Huge Sound and make the *Middle Earth* music the new company's first project. Since then, Huge Sound has created audio tracks for *Tomb Raider*, *Unreal*, *Deus Ex*, and many more.

Huge Sound now offers a complete one-stop audio solution for developers, providing music, sound design, voice casting, and recording. But Thomas hasn't grown by hiring staff. In a unique approach to the business, he's assembled a network of project pros reaching from California to London, each with expertise in specific areas and tied together by high-speed Internet access. This business model gives Huge Sound the ability to respond quickly to clients and to the continual changes of the industry. "And we avoid all the administrative costs and legal problems associated with a partnership," he adds. "We're each running our own business, but working together."

"There aren't a lot of independents in the industry right now," he says. "Major game



CHANCE THOMAS RECORDS A FULL ORCHESTRA FOR ONE OF HIS VIDEO GAME RELEASES.

USING INDEPENDENT COMPOSERS IS NOT ONLY COST-EFFECTIVE BUT OPENS THE DOOR TO A WORLD OF STYLISTIC POSSIBILITIES.

publishers are very much in the place where movie studios were in the '50s, with all the music for films being done by in-house guys. But they're beginning to see, as the movie studios did, that using independent composers is not only cost-effective, but opens the door to a world of stylistic possibilities."

Thomas sees a great potential in the game market for project pros. But, if you're interested in this market, get involved now, and be prepared to work cheap or on spec. "You may not get rich right away, but there's a lot of opportunity to get involved. Hundreds of developers are constantly cropping up, and someone working in their garage right now might be the next big thing. It's almost like a rock 'n' roll band...if they have a hit, they can rocket to the top. If it's your music on that hit, you get a lot of attention. But the flipside is that it may never see the light of day."

"And budgets are all over the map, even with the major developers. They may come in and try to get you to do a job for \$65 an hour and tell you how many hours it's going to take you. Or they may say, 'Here's our huge project and our glorious vision for this project,' and leave it to you to set the budget."

Thomas's best advice for composers who want to work on games is to get inside the industry. "My job with Sierra led to my starting Huge Sound," he says. "There's a revolving door at the publishers, and opportunities open up. New companies are starting up all the time. It's not six-figure money — \$45 to \$75 thousand a year is average. You can subscribe to the Gamasutra online newsletter and see job openings continually."

But the best thing you can do as a composer is to hone your craft. As game scoring and film scoring become more similar, there's greater demand for people like Chance Thomas with traditional orchestrating skills. "It's getting more sophisticated all the time. Full orchestrations, acoustic scores, surround mixing so you can hear which direction the bad guys are coming from — they're all getting more popular. It won't reach its peak until the average living room has the giant full-service Visio-Screen in the center..." He chuckles. "...but it's coming."

## THE UPPER DECKER

Duane Decker has lived music all his life, starting at age eight as drummer. He paid his way through college doing the bar grind, and then hit the road for thirteen years, playing keyboards with a string of rock bands. He became a product specialist for Emu and Kurzweil, and eventually was attracted to game music, starting out making tunes for video gaming's high-touch analog cousin, the pinball machine. "I created music and sound for thirteen games at Gottlieb before a headhunter recruited me for FASA International, the company that created the *BattleTech* engine that's the basis for the *MechWarrior* universe," he says. "They were looking for a publisher, and Microsoft liked them so much that they bought them. So, I moved to Redmond."

Decker's first big surprise at Microsoft was how little the software giant tinkered with FASA's formula. "I thought we were gonna get sucked into this corporate void, but we got here and



# ONE DAY THEY'LL FORGET THAT A RECORDING STUDIO USED TO TAKE UP AN ENTIRE BUILDING. THAT WOULD BE TODAY.



## **The Yamaha AW4416 professional audio workstation.**

- 24-bit digital hard disk recording (all 16 tracks at once with no compression)
- 32-bit digital mixing (at the level of our renowned 02R, including motorized fader automation)
- 16-bit sampling (phrases from hard disk, CD or computer assignable to eight, dual-level trigger pads)
- 32-bit effects processing (two assignable to any track)
- Onboard CD burner (option...but who wouldn't get it?)
- Dual card slots for optional digital I/O of your choice (export/import up to 16 tracks simultaneously)
- Dedicated metering
- Unbelievable price!

Take note of this date. It's the first day in your professional recording future, courtesy of the AW4416. Once again, Yamaha gives you more for less.

 **YAMAHA**  
WWW.AW4416.COM

found people with the same passion we had. It's just like it ever was, except we didn't have to worry about where the next check was coming from. And, of course, the resources are incredible. Getting new gear used to be like pulling teeth, but now it's like, 'Why don't you buy two?' It's great."

Duane had scored three previous *MechWarrior* games, but as he progressed on the music for number four, it was obvious that this was going to be something special. In March of 2000, he started talking to Bob Townsend at Varese Sarabande about releasing the soundtrack as an album. Townsend was interested, but a realist. "He kind of rubbed our noses in the level of production," says Decker. "Bob played us records by Jerry Goldsmith and told us it was going to have to sound that good. And I said, 'Hey, I love a challenge.'"

The score is a mix of orchestral and rock elements, and Decker was unsure about contracting symphony players until visiting a film session where Elmer Bernstein was conducting the Seattle Symphony, which inspired him to hire them for his sessions. "The orchestrations were written by Stan LePard, based in my MIDI parts," he recalls. "We had two exceptional wind players on English horn and flute. The horns are about 80% live, with some synths, and the strings are about 60% live. That's what I love about Pro Tools — you can go over and

mask a lot of things, and make it sound so real."

The final element of the score, the rock guitar parts, came from an unlikely source. "I hadn't planned on hiring a guitar player. But, my manager here is a guitar player, and when he listened to the tracks, he asked for a real guitar and suggested a Microsoft employee, one of the guys on the X-box team, Cliff Garrett. I had my doubts, but he showed up with this rack of gear and a couple of Marshall cabs and just *wailed!* He nailed the parts. We did a nine hour session, finished at 3 AM, and it was the most fun of the whole project."

THERE'S MORE OPPORTUNITY THAN EVER FOR PROJECT PROS IN THE GAME INDUSTRY. AND CHANCE THOMAS AND DUANE DECKER ARE PROVING IT.

## If you can't stand the Heat... Get out of the studio!

You have read the reviews, listened to them on your favorite CD's, and seen them everywhere you go. Don't you think it's time to get your hands on a **Joemeek**? Nothing has the raw aggressive sound of a Joemeek, and still retain the high end sparkle and detail lost in VCA compressors.

**So, grab hold of a Joemeek if you think you can handle the heat!**

# JOEMEЕК

## COMPRESSION

Visit Us Online at [www.joemeek.com](http://www.joemeek.com)



**VC1Q** Studio Channel



**VC6Q** British Channel



**VC3Q** Pro Channel

The "Q" Series by Joemeek is the ultimate in tracking channels anywhere, at any price. Nothing delivers more heat to vocal & guitar tracks! **We Promise!**



**TP47** Trak Pak

includes: JMK7, VC3Q, shock mount, and case

**JMK7**  
Microphone



The *MechWarrior 4* score was recorded in several studios, and assembled and mixed in Decker's studio, where the gear list would make most *EQ* readers drool (see sidebar, "Tools of the Trade"). "Digital Performer was used with Digidesign Pro Tools MixPlus hardware to integrate MIDI and digital audio. We

upgraded my studio two months before live recording to accommodate more tracks. We added the Mackie d8b, G3's, and lots of other stuff. And we had the typical problems getting the system tuned. Transferring data to and from different studios and different Pro Tools systems was very time consuming; delivering reliable data to the studios for live sessions, bringing back the newly recorded tracks, distributing tracks across various drives, and formatting drives in the middle of final mixdown! But once I had all the tracks and de-

vised a system to do the mixes, it was a *great* way to work."

In the end, the tracks were sufficiently impressive to warrant release on Varese Sarabande. "I've got some people to thank," says Decker. "Nancy Figatner at Microsoft was instrumental in getting the deal done, and Erik Labson at Universal Mastering – West really brought the tracks to life. He has such great ears, and knows the [Waves] L2 backwards and forwards." The album will be released concurrently with the game in every market where the game is available, and Duane Decker has high hopes for its success. "Fans of the *BattleTech* universe are just rabid — twenty million people have played, seven million computer games sold, over 5,000 *BattleTech* fan sites are on the Web..." he pauses and laughs. "But the whole concept is so new, I don't know if it'll sell or not!"

There's more opportunity than ever for project pros in the game industry, and Chance Thomas and Duane Decker are proving it. Hit the *EQ* Web Links for more information on these composers, the game industry, and your place in it. ■

#### WEBLINK

Check out Chance Thomas's audio samples and his unique business model at [www.bucessound.com](http://www.bucessound.com). Learn more about the catalog of film music or order Duane Decker's CD at [www.varesesarabande.com](http://www.varesesarabande.com). Gamasutra has the latest on movers, shakers, and players in the game business: [www.gamasutra.com](http://www.gamasutra.com).

## Not just another microphone... A new world order.

The new **Studio Projects™** Microphones already won the PAR Excellence Award at the 2000 AES Show. Simply put, nothing comes close! Studio Projects™ is a world class microphone design utilizing the best current technology has to offer. Our partner, 797 Audio, takes this technology even further to give you a microphone so good, you simply will not believe your ears, especially at the price! **So look for Studio Projects™ at your local dealer soon.**

**StudioProjects™** 

**P M I**  
AUDIO GROUP

**PMI Audio Group**  
23773 Madison St., Torrance, CA 90505 USA  
toll-free 877 563 6335 fax 310 373 4714  
Visit Us Online at [www.pmiaudio.com](http://www.pmiaudio.com)



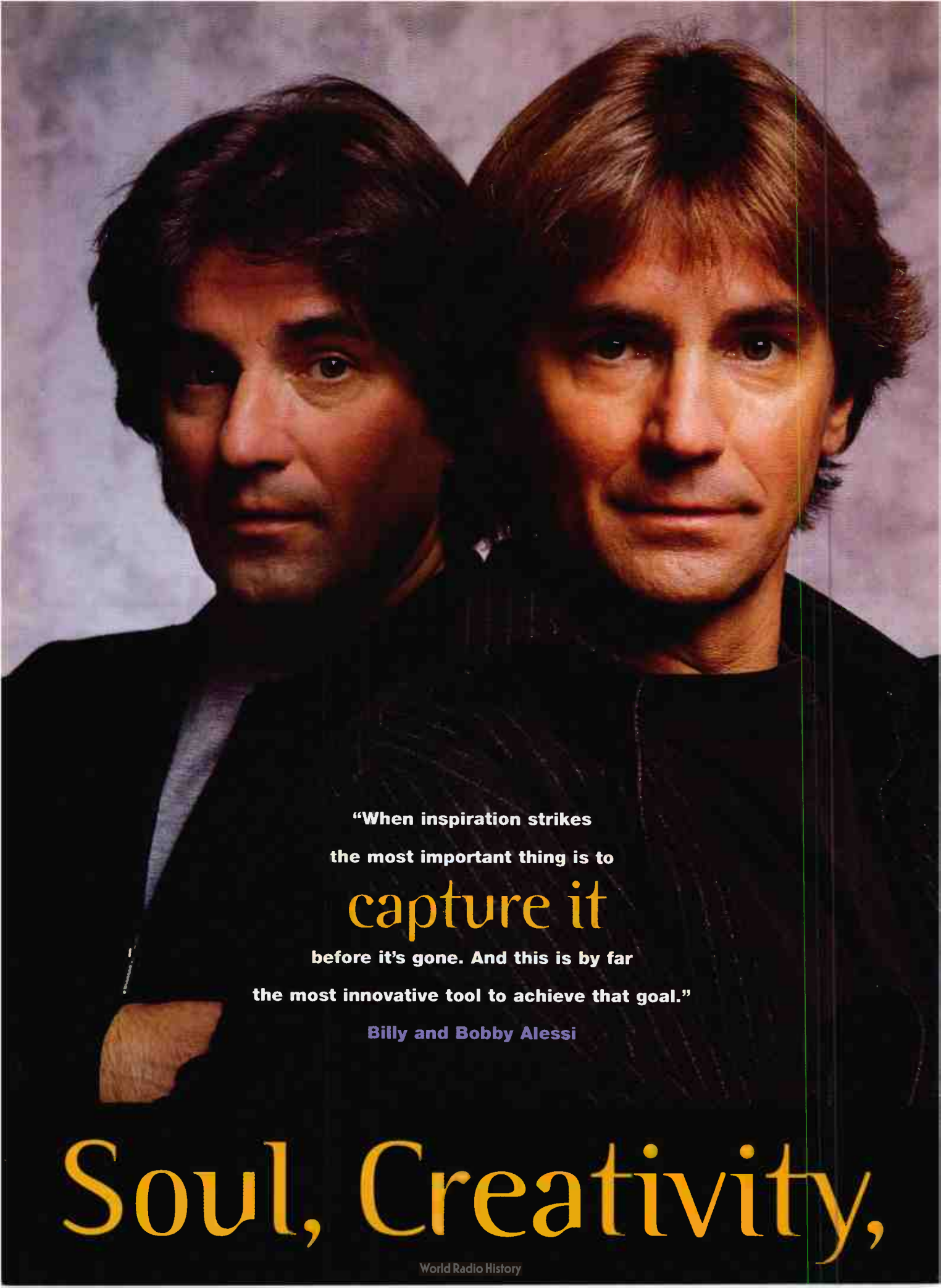
**C1**  
Single-pattern  
Cardioid  
List \$299

**C3**  
Multi-pattern  
Cardioid, Pad, Filter  
List \$599

**T3**  
Variable pattern  
Tube  
List \$1099

All models include shockmount and case.

CIRCLE 70 ON FREE INFO CARD



**"When inspiration strikes  
the most important thing is to  
capture it  
before it's gone. And this is by far  
the most innovative tool to achieve that goal."**

**Billy and Bobby Alessi**

# Soul, Creativity,



PS-02 Palmtop Studio

## Take your inspiration with you.

**The Alessi Brothers.** From hit songs, commercials and soundtracks performed and recorded by Elton John, Whitney Houston, Peter Frampton, B. B. King and more, their music is listened to throughout the world.

And because they know inspiration can strike at anytime, the Alessis carry the new Zoom Palmtop Studio with them wherever they go.

The PS-02 is a multitrack digital recorder with on-board multi-effects and 200 bass and drum patterns. It even has a built-in mic for recording vocals and acoustic instruments. And it uses the latest SmartMedia technology to capture every nuance of your recording with digital accuracy.

So if you want to start turning your ideas into reality, do what Billy and Bobby do. Get the new Palmtop Studio from Zoom and take your inspiration with you.

To find out more about the Alessi Brothers visit [www.alessibros.com](http://www.alessibros.com). And be sure to listen to the Alessi Brothers' PS-02 demo at [www.samsontech.com](http://www.samsontech.com).

SmartMedia is a trademark of Toshiba Corporation. ©2001 Samson

# Emotion.

**ZOOM**  
CATCH US IF YOU CAN

CIRCLE 80 ON FREE INFO CARD  
World Radio History

# THE ENDS JUSTIFY THE MEANS

## MIKE SHIPLEY GOES TO EXTREME LENGTHS IN PURSUIT OF THE ULTIMATE MIX

BY HOWARD MASSEY



*As if you didn't need more evidence that the world is shrinking, consider that the top mixing engineer in Los Angeles was born in Australia, received his training in British recording studios, and has made his name crafting the smooth-as-silk sound of Nashville divas Shania Twain and Faith Hill.*

*Mike Shipley is the Aussie in question, and you'd be hard-pressed to meet a nicer guy from "Down Under." First cutting his teeth in the '70s at Wessex Studios under legendary engineer Bill Price, Shipley worked with many of the post-punk bands of the era, including the Sex Pistols and The Damned. He also manned the board for famed producers Roy Thomas Baker and Chris Thomas, and began a long association with producer Mutt Lange, engineering and mixing a succession of albums for Def Leppard and Lange's wife, Shania Twain.*

*Today, Shipley is enjoying unparalleled success as a mixing specialist supreme, bringing his unique touch to hit after hit with a diverse crop of artists ranging from The Corrs to Aerosmith, from Neve to Semisonic, and from The Black Crowes to The Catherine Wheel. Though soft-spoken — even shy — Shipley noticeably came to life when seated behind a conveniently located mixing console, often illustrating his point by moving faders and turning knobs, even though there was no tape playing. Clearly, he's more comfortable doing than talking, but his insights into the process of mixing were fascinating nonetheless.*

**EQ: Some engineers decry the whole idea of a mixing specialist, questioning the whole concept of having somebody who was not involved at the outset coming in and doing the final work on a project.**

**Mike Shipley:** I understand that sentiment, because I've been on both sides of that situation. Certainly there's an argument to be made for having

the person who recorded the album mix it. But, there also seems to be a fair number of people who like the idea of having someone with a fresh perspective come in at the end of the process.

**Is it always an advantage to come in fresh?**

In certain cases, yes; in certain cases, no. A lot of records these days are recorded into huge Pro Tools systems or in all kinds of different formats, and basically the tracking engineer is doing the best he can just to keep up; he doesn't really have the time to be planning ahead on how he's going to put everything together. That's the case with producers like Mutt Lange, who record a lot of information, with quite a lot of shifting going on in the mix process. There are a lot of times when it's great to have someone come in fresh at the end of a record, at the point when the people originally involved have lost sight a little bit or are tired.

Personally, I always make sure that I listen to whatever they've got. It's in my interest to hassle the producer for rough mixes of what they've done so I can see the direction they're going, how everything is feeling, what I think I can add to it. I like to talk about it beforehand rather than just being this person that gets handed a tape ten minutes before the session starts. I'd much rather drive around in my car for a couple of weeks listening to roughs so we can all be on the same page.

**Do you ever find yourself in a situation where you're chasing the rough mix instead of trying to inject a fresh approach? Some remixers I've talked to refuse to listen to rough mixes for that reason.**

I make a point of it, actually. I kind of hound whoever I can to get a copy of the roughs because I really like to think ahead; I really like to get a vibe for a song. Do I try and chase the rough mix? No, I don't think so, but by that point, having listened to it in different situations, like in my car, for example, I've got a fair concept of what they're going for. That doesn't mean to say that what I'm going to do isn't going to be 180 degrees different, but I want to at least give all the people involved in making the record in the first place the benefit of listening to what they've done. Sometimes you find yourself going in a completely different direction, but there're a lot of times when they've done a lot of things right.

**Do you usually have the producer or the artist in the mix sessions with you?**

It's different every time. With a couple of the records I've just done recently, the producers are in Nashville, so I just mix away, and it would be an ISDN thing — I'd give them a call when I was ready, and say, "Zap over to the studio and let's see what you think."

On the other hand, some people like to be there most of the day. Generally, you hope that someone's going to be around; I like it when someone's there — it's much more fun.

**Do you like to have the artist's input at the mix session as well?**

Sure, if the artist wants to be in on it, absolutely. There are some records where the artist is very, very involved, and some where the artist is less involved.

**There are many mixers that really don't like to have the artist present, at least not until the very end.**

I like to get started on my own, but at some point it becomes a team effort. It really is; it's a part of the process. It's not, "Get out and stay out," it's all for the common

cause of what's best for the record. Any input is great; sometimes you might not see eye to eye, but it's a matter of making it work for everybody.

**In those situations where you don't see eye to eye, how are those kind of conflicts generally resolved?**

There are plenty of times when a producer or an artist might have a fixed idea about what they think they want to hear, and it's up to me to do my best to give them what they want. But there are other instances when I personally think things would be better done a little differently. All it means is putting down another pass. I'll do it both ways, and both parties can go away and live with it.

I can't think of any instance where I couldn't find a compromise to make it work for everyone. You just put down multiple passes, and when you get out of the studio and listen to it from a different perspective, when you're not so totally attached to what one person's idea is, often you go, "Well, what they said was a great idea," or you might say, "We'll use the verse from this one and the bridge from that one." It's very easy to have a meeting of the minds, and that's the important thing.

**Do you miss doing tracking?**

Yes and no. I'm happy mixing — put it that way. I did a lot of tracking for a long time and even during mixing there are quite often times when overdubs need to be done and so forth. I can't say that I miss tracking that much, to be honest. It's certainly a pleasure when I do it, but I just love mixing.

**But there have to be times when you pull up the faders and you say to yourself, "I wish I'd recorded those drums and saved myself ten hours of work fixing them."**

Yeah. [*Laughs.*] At the same time, I have no problem spending the ten hours fixing them because these days there are so many tools that you can use if it's not a great sounding track.

And you can look at it both ways. Quite often people will shoot for a certain kind of drum sound because that's just the style of the drummer; that doesn't give me license to change it — that's exactly how it should be. I just make it sound as best I can with respect to the song.

The thing is, it used to be even harder to mix the stuff that I tracked; I was never very good at putting a value judgment on what my stuff sounded like. We might have spent an awful long time getting the sounds — like on the records I did with Mutt [Lange] — but by the time it came around to mixing, you almost wished that they were different sounds, anyway. I really enjoy getting other people's tapes; I find it kind of interesting to mix other people's stuff, more than my own.

**Let's talk a little bit about the mechanics of how you start a mix. What faders do you bring up first? What's the thought process?**

First I do a quick rough mix for myself. I find out what's on tape, how it fits together, what the overall character of the sound is like. So I'll start by putting up all the faders and making very quick decisions about the next mode that I'm going to go into. Once I've figured out what the overall sounds are like — and I know pretty much after spending a few minutes in that mode — then I've made my decision about how I'm going to go about what I need to do.

I'll balance out the rhythm section — the drums and the bass — to find out what the overall bottom end is like. Then I'll bring up the guitars and all the instruments and

# THE ENDS JUSTIFY THE MEANS

do a balance, then put the vocal in and balance the instruments around the vocal as a rough, just so I can get the feel in the control room for how things are coming out on the speakers.

### What happens after you get the rough done?

I'll pull all the faders down, then I'll usually start with the drums and bass, same as everybody. In the midst of tweaking them, I'll still be zapping in the guitars just to see how they fit. You don't want to work solely on one particular sound for endless amounts of time, so I'll try and work things in and around them. It depends entirely what the

music is — it depends on the consistency of the guy's foot as a drummer, and how it connects with the bass; everything is so interdependent. So I start building the mix; I figure out what needs to be mulled up, how I can make things better, how I can make the drums work better.

### Are vocals generally the last thing you bring in?

No, vocals are in and out the whole time. Because, again, everything is so interdependent. I'll have the vocal in and I'll be working on a vocal sound at the same time, then I'll slap it out again once I'm working on the parts around it, but I'll keep putting it in and see how it sits. I don't just try to pile it on at the end, that's for sure. As soon as I bring the vocal in, the whole perspective changes so much; it'll change the interbalance. I'll get a feel for the vocal; find out if it needs to have different EQ in different sections of the song. Usually I'll mult the vocal up many times so I can keep the perspectives right in terms of different compression in different parts of the song, different EQ, different effects.

### So you actually apply different EQ to different sections of the vocal?

Oh, yeah.

### Do you do a lot of manual level riding? Or is it basically done with compressors and limiters?

A lot of manual level riding, though it depends on how it's been recorded; it depends how it feels, how it should sit. There's definitely outboard stuff used; one size doesn't fit all. You can't set a compressor for a verse and expect it to work for a chorus when the person's belting and the level is a lot hotter on tape, so I tend to mult stuff up and have different-sounding compressors or different ratios or different amounts of compression for different sections. Again, one size does not fit all.

### Do you have any tips or techniques for getting a lead vocal to "sit" in a dense backing track?

It's down to the kind of compression that you use. Generally, the more apparent loudness the lead vocal has, the better, so you have to consciously work with the compression so it doesn't sound

## Extra Toppings

(or how to get real bass management)



(Canine Subwoofers)

## The Gourmet Sub

Our new PS350B subwoofer with Real Bass Management uses just the right ingredients to get your juices going. Much more than the flavor of



the month, the PS350B adds unprecedented power, accuracy and functionality to the studio environment.

You know how difficult and frustrating it is to reference a two channel mix to a modern surround format. Using the PS350B's Bass Management Bypass cable, you have both full 5.1, or full bandwidth stereo monitoring available at the flick of a switch. Plus, the one-sub/two-sub selection switch allows two PS350B's to be used together



without adversely affecting your system's overall balance. Couple these features with 350Watts of patented ProBASH™ amplification for a truly

remarkable product that is sure to be welcome in your work-space.

We could (and should) go on about the other extra's in our new gourmet offering, but the proof of the pudding is in the eating, and the PS350B is most definitely—Hmmm...Yum.



# TANNOY

CONTRACTING SOLUTIONS

Home Audio • Home Theater • Custom Installation • All Weather Audio • Studio Monitoring • Commercial Installation • Sound Reinforcement • Paging  
Tannoy/TGI North America, Inc. • 335 Gage Avenue • Suite 1 • Kitchener, Ontario, Canada N2M 5E1 • Tel.: (519) 745-1158 • Fax: (519) 745-2364  
DEALER ORDER HOTLINE: (FAX) 1-800-525-7081 • LITERATURE HOTLINE: litplease@tgina.com • e-mail: inquiries@tgina.com

WEB SITE: [www.tannoy.com](http://www.tannoy.com)

CIRCLE 43 ON FREE INFO CARD



JUST BECAUSE YOU DON'T NEED A BIG MIXER, DOESN'T MEAN YOU DON'T NEED A GOOD MIXER. THE SPIRIT NOTEPAD USES PRECISION COMPONENTS, ADVANCED CONSOLE DESIGN AND YEARS OF SOUNDCRAFT KNOW-HOW TO DELIVER EXCEPTIONAL SOUND QUALITY. AND IT'S PACKED WITH ENOUGH INPUTS, OUTPUTS AND FEATURES TO HANDLE AN AMAZING RANGE OF AUDIO MIXING TASKS.



# THE COMPACT MIXER

WITH THE BIG FEATURES

- 10 INPUTS AS STANDARD
- 4 MIC INPUTS
- 2 STEREO INPUTS
- STUDIO QUALITY MIC PREAMPS WITH 50DB OF GAIN RANGE ON EVERY MIC INPUT
- 2-BAND EQ ON EVERY MONO INPUT
- POST-FADE AUXILIARY SEND ON EVERY INPUT
- DEDICATED STEREO EFFECTS RETURN
- GLOBAL +48V PHANTOM POWER
- STEREO INPUTS EQUIPPED WITH SWITCHABLE RIAA PREAMPS FOR TURNTABLES
- 2-TRACK RETURN FOR PLAYBACK OF MASTERS
- SEPARATE MIX AND MONITOR OUTPUTS
- PEAK AND VU METERING
- HEADPHONE OUTPUT
- POWER ON INDICATOR
- CUSTOM DESIGNED ROTARY CONTROLS WITH CONSISTENT, ACCURATE RESPONSES

**SPIRIT**  
**Notepad**  
.....

[WWW.SOUNDCRAFT.COM](http://WWW.SOUNDCRAFT.COM)

SOUNDCRAFT +44 (0)1707 665000  
INFO@SOUNDCRAFT.COM  
SOUNDCRAFT US 1-888-251-8352  
SOUNDCRAFT-USA@HARMAN.COM

 **Soundcraft**  
H A Harman International Company

CIRCLE 39 ON FREE INFO CARD  
World Radio History

THE ENDS  
**JUSTIFY**  
 THE MEANS

**BUY GEAR ONLINE**

Year #1 Music Equipment Retailer on the Internet

For over 15 years Sweetwater has provided musicians and audio professionals the best value in music equipment right from our state-of-the-art headquarters in a beautiful setting. We are leading manufacturers in the industry's top manufacturing areas. We are leading retailers and manufacturers in the industry's top manufacturing areas. We are leading manufacturers in the industry's top manufacturing areas. We are leading manufacturers in the industry's top manufacturing areas.

**Mock up with a Monitor Cable from Sweetwater!** Buy one now and get one free! Only for a limited time. While supplies last. Call us now and get one free!

**Incredible Soundware Offer!** For a limited time, whenever you purchase a new piece of audio equipment from Sweetwater, we'll give you a \$100 gift certificate towards the retail price of any item listed in our Sweetwater Soundware. While supplies last. Call us now and get one free!

**Now In Stock!** The new... is now in stock. Call us now and get one free!

Sweetwater goes beyond the typical Web Store to provide you the same award-winning personal service that's made us America's leading retailer in music technology equipment. Why risk dealing with other Web stores? Join the thousands of musicians and audio professionals all over the world who've discovered the Sweetwater Difference!

**Sweetwater**  
 music technology direct

**www.sweetwater.com**  
**(800) 222-4700**

CIRCLE 42 ON FREE INFO CARD

squashed. And a lot of it is down to manual riding; the perspective of how a vocal sits in a dense track has a lot to do with how loud the ends of words sound. If you can ride the vocal so that there's still power at the end of a line rather than it tailing off, then that gives a perspective of being just loud enough. You need to ride it so you can hear every part of the line. That's what I'm used to doing — even when I'm recording — and that's what gives the apparent loudness to it.

**It's a very fine line, though; if you go over that line, the backing tracks start to sound really small.**

Yeah, it goes wimpy. It's a fine balance, but you know instinctively when you've got it. But it's a lot of work; there's an awful lot of riding you have to do. Compression can do only so much; at a certain point, it starts to be an unpleasant sound, so the rest of it is down to physically how you ride the vocal. It's also down to the EQ; in certain sections, if someone's belting a chorus, there will be an upper-mid frequency that is really masking, and it'll make the voice seem smaller. That's why I like to mult up the vocals so many times. You want a full-bodied sound, obviously, and there's no way you can do that if it's coming up one fader with one compressor.

As more energy goes into the vocal, if you still need to place it so it has lots of apparent loudness but isn't making everything else sound small, you might need to scoop out [EQ] with a very fine Q some area of the vocal that sounds a little offensive. You might scoop out a little bit of 1.6k or 2k or something like that, just so it's not quite so strident. It doesn't work that way for every song, but as someone belts harder, if you can just notch a little bit of that frequency out, it keeps the body in the voice; it'll keep the warmth of the voice still there.

**The key to your mixing technique seems to be lots of multing.**

Yeah, I do a lot of multing because, to get the apparent energy to change, sometimes you have to kind of fake it a little bit. I like to make allowances on the board so that there are at least eight channels free right next to the drums where I can mult stuff up, because in one section of a song, I might want to hear more energy out of a snare or a bass drum. It's very rare that one sound — of any instrument — will work through a whole song. Sometimes it's down to treatments, as well — what you use as outboard gear. For example, the snare drum can get swallowed up in the chorus if there are lots of power chords, so you'll need to add something that gives it a bit more width, so it keeps the size there. That doesn't mean it has to feel like you're pushing the level up, but the perspective keeps changing. You don't want to do it in a dramatic way — it can be quite subtle, but achieve the same results. So I find myself multing up a lot of instruments, actually.

**It sounds like, wherever you go, you need a console with a lot of input channels.**

Well, I usually work on a hundred-channel console, which is brilliant. [Laughs.] Some people would probably go, "That's a bunch of hokey; you could just get the sounds right and put the faders up," but, especially after working with Mutt all these years, I'm used to riding every nuance and creating a picture that is constantly changing. You can't just say, "Oh, just put a ton of compression on the snare for the chorus." You need to mix in a slightly different version of the same snare in the chorus to try and keep the energy building.

**What's the silliest thing you've ever done in a mix that**

IT'S VERY RARE THAT ONE SOUND — OF ANY INSTRUMENT — WILL WORK THROUGH A WHOLE SONG.

# The Same. Only Better.



**BACK IN 1998**, Antares introduced the ATR-1 and made the unlikely claim of "perfect pitch in a box" a solid reality. Based on the technology of our ground-breaking Auto-Tune plug-in, the ATR-1 corrected the pitch of vocals or solo instruments, in real time, without distortion or artifacts, while preserving all of the expressive nuance of the original performance.

Since then, thousands of ATR-1s have found their way into touring racks, live performance rigs, and recording studios of artists and producers like Cher, Everclear, Al Schmitt and many, many more.

Now, Antares (never willing to leave a good thing alone) introduces the ATR-1a. Preserving the great sound quality and ease of use of the ATR-1, the ATR-1a adds some significant new features as well as a snazzy new appearance inspired by our AMM-1 Microphone Modeler.

#### HOW LOW CAN YOU GO?

Looking to do some pitch correction in the lower depths of the frequency range? The ATR-1a's new Bass Mode lowers the lowest detectable pitch by a full octave to 25Hz. Since the lowest E string on a bass guitar is about 41Hz, Bass Mode (as its name so ably implies) allows you to apply pitch correction to those pesky fretless bass lines as well as other low bass range instruments.

#### WORKING FOR SCALE

If you've ever had occasion to pitch correct a melody line whose key was not exactly clear, or which had too many accidentals to fit comfortably into a conventional scale, you'll appreciate the ATR-1a's new Make Scale From MIDI function. Simply play any line into the ATR-1a from a MIDI keyboard or sequencer and let the ATR-1a automatically construct a custom scale containing only those notes that appear in the line. No muss, no fuss.

#### CHECK IT OUT

So if you're still looking for perfect pitch in a box, check out the ATR-1a at your Antares dealer now. Where the song remains the same.

Only better.

**UPGRADE ALERT!** Got an original ATR-1? Except for the new cosmetics, current ATR-1s can be upgraded with all of the ATR-1a's new features by simply replacing an EPROM. (And if you purchased your ATR-1 after August 1, 2000, the upgrade is free.) Contact your local Antares dealer for all the details.

Did you hear they have a machine that can make you sing in tune?

What will they think of next?




**ANTARES**

WHERE THE FUTURE'S  
STILL WHAT IT USED TO BE  
CIRCLE 04 ON FREE INFO CARD

ANTARES AUDIO TECHNOLOGIES 231 Technology Circle, Scotts Valley, CA 95066 USA  
voice: 831 461 7800 | info@antarestech.com | www.antarestech.com

www.grandmas.com  
1-800-444-5252



CIRCLE 63 ON FREE INFO CARD

GREAT  
SOUND  
GREAT  
PRICE

Really Great Mic PreAmps.

MP-2: Jensen Xformer class-A discrete.

MP-2X: Xformerless balanced throughput

Both are ultra-clean, ultra-low-noise,  
ultra-great value.



651-455-1846 www.greatriverelectronics.com

CIRCLE 17 ON FREE INFO CARD

# THE ENDS JUSTIFY THE MEANS

## actually made it on to the record?

There have been rare occasions where, through necessity, we've needed to EQ every syllable and every consonant of a lead vocal. That can be termed by some people as being silly, but in certain instances, that's what you do; it's a matter of trying to keep the energy of the vocal staying at a certain place. A lot of people don't understand that. A lot of people just think you can put the vocal up, do a bit of a filtering, compress the crap out of it, and move on to the next thing.

## So your philosophy is that the mix should change constantly as the track is progressing?

That's the only way I can be satisfied by a mix at the end of the day.

## Hey, I think we've stumbled on your secret formula....

Maybe. All I know is that you have to reach a certain point when I can actually sign off on a mix, and it can't be because of any kind of time constraint. It has to be because something happens inside you that goes, "This is a good place, where I feel comfortable enough that I've experimented with everything I can." I can't be going, "Oh, damn, the vocal in the chorus just isn't sitting right, but I've got to put this mix down." That just doesn't hold any water for me. There's no excuse for not being able to get what's in your mind out of the mix. I have to be able to walk out of the control room thinking I've done the absolute best that I can. If that means mulling up something a bunch of different ways and changing the panning of it, or putting a flanger on for just this section or a different room thing on it for that section... I can't *not* go to the lengths of doing those things, even to satisfy my own curiosity about it. I just don't think I can mix any other way.

## Have you ever been presented with a project that you just couldn't get a good mix out of? One that just wasn't ready to be mixed, perhaps, or was unsalvageable for some reason?

There are some that are harder than others. There are some that you'd like to take further than what you've been able to. The question is, does someone else hear that difference or not? That's the thing.

## Have you ever walked away from a project and said "I can't do this justice," for whatever reason?

[Pause.] No, I don't think so. These days there's always a way around everything. There are some things I've done that I might listen to later and think, "Oh, I wish I'd done that differently," and sometimes that gives you a feeling in the pit of your stomach; some days you don't get it perfectly right. But there's never anything that's more than just a challenge to do the best that you can with what you've got. And you can't walk away. There have been situations way back where I didn't finish a couple of records off due to personality conflicts. But these days it's a total challenge. If it ever became rote, then I'd find something else to do.

I'm still thankful every day I can go to work. I mean, look at this! [gestures at mixing console] I remember getting the feeling when I first walked into a studio in London, where I knew instantly I didn't want to do anything else, ever. I still have that same feeling today. I just do the absolute best I can; there's no excuse for not doing that. You have to live with it yourself; it's as simple as that.

Howard Massey's latest book, *Behind The Glass*, is a collection of interviews with record producers, now available from Miller-Freeman Books.

“YOU CAN'T SET  
A COMPRESSOR  
FOR A VERSE AND  
EXPECT IT TO WORK  
FOR A CHORUS.”

# You're spending a fortune on mics, mixers, recorders and processors. Don't skimp on the only thing in your studio that you can actually hear.

**Y**ou can blow gazillions on fabulously expensive mics, esoteric tube gear and tera-hertz-sampling-rate processors...but you won't hear the difference without accurate near field monitors.

Yet a surprising number of studio owners are still compromising their creative product with inexpensive passive monitors—speakers that are physically incapable of delivering flat response or resolving fine audio detail.

Accurate near field speakers are not cheap. But without them, you're simply not going to hear anything—performers, instruments, mics, processors or mixers—the way it *really* sounds.

## The active revolution.

Active\* monitors represent a quantum leap forward in sonic accuracy. They're the indisputable standard in virtually every major studio "A" Room in the world.

While we didn't invent active near field monitors, we *did* obsessively improve the concept...until we had what thousands of audio professionals consider to be the most accurate eight-inch, two-way speaker ever offered. The HR824.

## We worked. We slaved.

Our extensive analog circuit engineering background helped us to refine internal electronics and create high current amplifier

designs with sophisticated servo feedback topology.

A \$1,000,000+ investment in acoustic design talent and state-of-the-art instrumentation yielded refinements such as the HR824's logarithmic wave guide and rear passive low frequency transducer.

## Flat response to 38Hz. Useable response down to 32Hz.


The HR824's unflinching accuracy ( $\pm 1$ dB 38Hz-22kHz), flat power response and ability to reveal delicate sonic detail has won

over an impressive number of the world's top creative artists—including this year's Grammy Engineer of the Year. It's won the industry's most prestigious awards. It's used for final quality control in several of the world's top mastering facilities.

In just three years, it's become a trusted professional standard.

## What's the total value of everything in your recording studio?

*Only as much as your near field monitors cost.* Whether you buy HR824s or another respected brand of active monitors, you'll be making the most important investment in your studio.



Only HR824s come with a signed certification of flat response. We test each individual monitor and give you a signed Audio Precision™ print-out of its response characteristics.




1998 Mix Magazine TEC award winner for Technical Achievement.

Yes, we think the HR824 is the finest eight-inch 2-way near field monitor in existence. And yes, we'd like you to own a pair.

But if you only leave this page understanding why you should use active monitors, our point will be made: *If your speakers aren't accurate, nothing else is either.*

## Hearing is believing.

To discover the details that passive monitors miss, bring a familiar CD or DAT mix into your nearest Mackie Dealer and hunker down for a serious HR824 listening session. We think you'll be pleasantly surprised.



www.mackie.com • 800.258.6883

HR824s are made by Mackie in Seattle, WA USA

\*By active, we mean a speaker design where each transducer constantly interacts with its own internal power amplifier... not a "powered" passive speaker with an external amp glued to its back.

CIRCLE 35 ON FREE INFO CARD

World Radio History

## InREVIEW

94

API 2500 Stereo/Dual-mono  
Bus Compressor

BY MITCH GALLAGHER



100

Native Instruments Pro-52  
Software Synthesizer

BY CRAIG ANDERTON



104

Shure KSM44  
Condenser Microphone

BY MARTIN DAVIDSON



108

TC Electronic Triple • C  
Multiband compressor/limiter

BY ROB MCGAUGHEY



112

## Aardvark Direct Pro 24/96

BY HOWARD MASSEY

API 2500  
Stereo/Dual-mono  
Bus CompressorStereo  
compression  
and a  
whole  
lot more.

API (Automated Processes, Inc.) has long been known as a purveyor of fine analog audio products including large-format mixing consoles and several series of rackmount and modular mic preamps, EQs, and processors. Among the latest offerings from API's designers is the model 2500, a stereo/dual-mono compressor offering a number of unique features.


## The Tour

The 2500 is a single rackspace unit. The unit runs cool, but since there's venting on the top and bottom of the enclosure, I wouldn't sandwich it tightly into a rack. Its back panel is clean and straightforward. In addition to the detachable AC power cable and voltage selector, the I/O complement includes balanced XLR's for each channel's input and output as well as 1/4-inch balanced sidechain inputs for each channel. API's 2503 transformers are used in the channel output stages.

The front-panel layout is similarly straightforward, although some controls may be unfamiliar to first-time users. Most of the rotary controls (except the manual makeup gain control and a "fine" control for dialing in release times) are stepped switches as opposed to continuous pots. This allows you to easily return to previous settings, but could be a problem if you really need a setting that falls between the steps. However, the step values are wisely chosen for usable results, and I didn't find myself looking for "in-between" settings.

The front panel is divided into five sections. On the left are the standard compression controls: threshold, attack, ratio, and release. Attack times vary from a fast 0.03 ms to 30 ms, while release times can vary from 50 ms to three seconds. Ratios can range from 1.5:1 to ∞:1 (limiting).

The next section, labeled "Tone," contains a switch for setting the compression knee. The 2500 is more flexible than other units: You can switch the "knee" (how fast compression becomes active after the input signal crosses the threshold) from soft to medium to hard, as opposed to the more usual soft and hard. I found the medium setting to be a nice addition for fine-tuning the compression response.





Model 1029  
TEC Winner



Model 1030  
TEC Winner



Model 1031



Model 1032



Model 1036A



Model 1034B



Model 1036C



Model 1029



Model 1030



Model 1031



Model 1032



Model 1036A



Model 1034B  
TEC Winner



Model 1036C  
TEC Winner



## Time to think *inside* the box.

Todd Studios/Signet Sound, Los Angeles, CA



Studio Monitor Technology  
Model 1036A

Did you realize that Genelec offers more monitoring solutions for your multi-channel surround needs than any other professional loudspeaker company in the world? It's good to have a lot of choices: four different main soffit-mounted systems, three tri-amp systems, four bi-amps, and three subwoofers. All fourteen feature line level crossovers, room response controls, direct-coupled amplifiers and protection circuitry. All come with more than 20 years of active monitoring expertise and the intrinsic quality that will make you feel confident about your work again. Perhaps even passionate.

When L.A.'s busy *Todd Studios/Signet Sound* recently upgraded their main control room, they selected Genelec monitors to satisfy a prestigious

roster of critical music scoring and audio post-production clientele. For main monitors, they chose an L-C-R array of our **1034B's** – renowned for their healthy dose of dynamic headroom, sonic accuracy, precise and stable imaging as well as space-conscious design. For critical nearfield stereo monitoring, **Model 1031A's** sit close-by on the console. Each active system is a superlative audio solution designed and manufactured by a professional monitor company with more real-world, multi-channel surround expertise than anyone else.

Audition a Genelec 5.1 system. Listen to your ears – and your peers. Because if you're making sound decisions for your facility, it's as good a time as any to think about what comes *inside* the box you buy, not just what's outside of it.

# GENELEC®

ACTIVE MONITORING

The Whole Truth and Nothing But The Truth™

Genelec Inc., 7 Tech Circle, Natick, MA 01760 508/652-0900 Fax: 508/652-0909 www.genelec.com  
Genelec OY, Olvitie 5 FIN-74100 Iisalmi, Finland +358 17-813311 Fax: +358 17-812267

CIRCLE 89 ON FREE INFO CARD

World Radio History

# Better Music Through Chemistry!

CAIG Products make your Equipment Perform!



## CaiLube MCL

for conductive plastics  
& carbon-based controls



- Lubricates Faders, Switches, Pots, and other Sliding Surfaces
- Maintains Optimum Signal Quality
- Reduces Wear & Abrasion
- Improves Conductivity
- Maintains Tactile Feel



## ProGold

for metal surfaces

- Improves the Flow of Electricity
- Reduces Noise & Distortion
- Improves Definition & Clarity
- Extends Dynamic Range
- Reduces Wear & Abrasion
- Seals & Protects Surfaces



"This service group here at Rane Corporation has found, to date, the CaiLube MCL to be the most effective lubricant for preserving electrical properties of potentiometers. People call me daily asking for recommendations of pot cleaners and lubricants. Most everyone has tried something lesser than CAIG and upon using what we authorize the results are always positive, sometimes bordering on miraculous."

"The ProGold works great. I used it on some old tube equipment and it eliminated a loud hum that I thought was something more serious. ProGold also got rid of the recurring contact noise in a rotary control that usually returned after using other sprays. Even works on keeping oxidation from metal panels and knobs."

News/Studio Sessions Editor, Radio World

Since 1956  
**CAIG**  
LABORATORIES, INC.

12200 Thatcher Court  
Poway, CA 92064 U.S.A.  
Tel: 858/486-8388  
Fax: 858/486-8398  
800/CAIG-123  
Email: caig123@caig.com

CAIG Products...  
used by those who demand the best!

Alesis, Audio Research, Bose, Diebold, Dolby Labs, Eastman Kodak, General Electric, Hewlett Packard, Honeywell, Intel, John Fluke, McIntosh Labs, Motorola, Nakamichi, RCA, Roland, Shure, Switchcraft, Tektronix, Texas Instruments, Xerox, ... and Many More!

[www.caig.com](http://www.caig.com)

Visit our website  
for samples!

CIRCLE 90 ON FREE INFO CARD

Also in the Tone section is a switch for setting the unit's proprietary "Thrust" circuit, which has long been a standard feature on A.T.I.'s Paragon series live sound consoles. Thrust is a highpass filter that can be thought of as a "punch" control. It can be switched from "Normal" (Thrust bypassed) to "Loud" (4 dB/octave added) to "Med" (2 dB/octave added). The nice thing about the Thrust control is that it can add significant presence and punch to the signal seemingly without adding significant gain to the output: *i.e.*, switching it to the Loud setting doesn't add 4 dB of gain to the overall output.

Last up in the Tone section is the Type switch, which determines the compression style used. The 2500 can operate in "Old" or "New" compression modes; Old is said to be similar to the type of "feed-back" compression found in the API 525, the Universal Audio 1176, and the Fairchild 600, while New is said to be more similar to dbx and SSL "feed-forward" compression. To my ears, Old was a gentler sound, while New was more aggressive and obvious.

The Tone controls interact to a large degree, and their effect will also depend on the source signal being processed. For example, when lightly compressing a stereo mix with soft knee and Old mode selected, the effect of the Thrust control was only barely audible. But when I ran a stereo recording of a finger picked steel-string acoustic guitar through the 2500 set for medium knee and Old mode, switching on Thrust made a dramatic difference in the low-mid region.

The next front-panel section, "Link," offers controls that, to my knowledge, are unique in a compressor. (API has a patent pending on this circuit.) In addition to normal stereo linking, the unit's channels can be set to operate independently (dual mono), or a link "percentage" can be specified (50, 60, 70, 80, 90, or 100%). You can also choose to insert a filter (high-, low-, or bandpass) into the channel coupling circuit. The idea is that you can really dial in the stereo linking response for the best possible stereo imaging.

The effect of linking the channels by percentage is easily visible when viewing gain reduction levels on the meters. When set to 60% linking, one meter tracks at about 60% of the level of the other, and so on. The effect of the link filter is also readily apparent in the meters; in lowpass mode with a full-range signal, the meters move together; in highpass mode, the two meters tend to be more independent, only having interaction when there are strong transients.



# Information... Education... Revelation!

artistpro.com  
THE RECORDING INDUSTRY NETWORK

**JOIN** the first online community providing free educational training and information covering the entire spectrum of audio recording and music production!

artistpro.com is an information revolution for anyone interested in music and sound production. With an easy-to-navigate website design and the most up-to-date technology in audio for the Internet, artistpro.com is your ticket to a tuition-free online education in audio production.

Learn recording online  
—FOR FREE!




Study critical topics such as:


- Understanding the Mixer
- Expert Effects Processing
- Essential EQ Theory
- Digital Recording
- Microphone Technology
- Recording Vocals

These unique multimedia courses employ audio files,

text and illustrations to help you learn the ins and outs of the recording process. And best of all, they're **FREE!**



Only **artistpro.com** gives you free access to the industry's most comprehensive and accurate online searchable database, imported directly from the newly updated files of the **Recording Industry Sourcebook**.



Learn the studio techniques of people like 10-time GRAMMY®-winning engineer/producer **Al Schmitt**, mastering wizard **Glenn Meadows**, platinum-selling artist **Bob Welch** and others as they discuss the arts of recording, mixing, producing, arranging and more.

artistpro.com, LLC—publishers of



RECORDING INDUSTRY  
SOURCEBOOK

Sponsored in part by



However, as much as these effects are visible on the meters, to my ears the audible effect of percentage stereo linking is very subtle. If you're going for that last iota of stereo-imaging control, you may find percentage linking useful, but for most of my applications, I ended up sticking with the standard 100% linked setting. Conceivably this feature could also be used creatively when feeding non-stereo (dual mono) signals through the 2500, and I did experiment with this aspect. The drawback here is that in dual-mono mode, the 2500 still uses one master set of knobs to control both channels. I generally had better results using the sidechain inputs rather than percentage linking in this type of application. And for applications such as de-essing and ducking, you'll certainly want to use the sidechains, which function as expected. It would be nice if the 2500 allowed you to monitor the signal feeding the sidechain inputs.

The next section of the front panel contains the bypass switching (the unit can pass signal while powered down) and makeup gain controls. You have the option of using the 2500's Auto makeup gain circuit, which works quite well for maintaining consistent output levels while you adjust the threshold and other controls, or you can choose to manually set the output level using the front-panel makeup gain control.

Wrapping things up on the right side of the front panel is the metering section. The two lighted mechanical (no LED ladders here) VU meters can be switched to display input, output, or gain reduction levels.



## ▶ API 2500 COMPRESSOR

**MANUFACTURER:** API a subsidiary of the A.T.I. Group, 9017-C Mendenhall Court, Columbia, MD 21045. Tel: 410-381-7879. Web: [www.apiaudio.com](http://www.apiaudio.com). Dist. in the U.S. by Transamerica Audio Group, 4760 West Dewey, Ste 133, Las Vegas, NV 89118. Tel: 702-365-5155. Web: [www.transaudiogroup.com](http://www.transaudiogroup.com).

**SUMMARY:** A great-sounding stereo/dual-mono compressor offering several unique features.

**STRENGTHS:** Flexible. Three knee settings. Thrust tone circuit. Selectable feed-forward or feed-back compression. Auto makeup gain. Variable stereo linking.

**WEAKNESSES:** Can't monitor sidechain inputs.

**PRICE:** \$2,649

**EQ FREE LIT. #:** 115

### Conclusions

The 2500 packs a ton of dynamics processing power into a single rackspace. The unit can be made to be very aggressive sounding, or can be used very subtly. Its output is clean and noise-free, but adds a pleasant round warmth to the sound. I was extremely pleased with the results it provided, whether I was processing tracks such as vocals, electric bass, flugelhorn, acoustic guitar, or keyboards or complete mixes.

But in addition to dynamics control, the 2500 offers a great deal of flexible sound-shaping control. The Thrust cir-

cuit, in particular, can be incredible for punching up anemic mixes and tracks, and being able to choose between feed-forward and feed-back compression styles provides even broader tonal possibilities.

At \$2,649, the 2500 isn't cheap, but it easily offers performance and capability to match its price tag, and unique features such as Thrust, flexible stereo linking, switchable compression type, and soft, medium, and hard knee operation differentiate it from the competition. Check this one out, you won't regret it. ■

Join the thousands of buyers & sellers who meet on Digibid every day!

Satisfaction  
Guaranteed!

**digibid.com**<sup>TM</sup>  
Auction Network

an IndustryClick solution

[www.digibid.com](http://www.digibid.com)

CIRCLE 91 ON FREE INFO CARD

# MASSIVE PASSIVE STEREO TUBE EQ



## A PICTURE IS WORTH A THOUSAND WORDS...

Perhaps, but would photographs of our Variable Mu or VOXBOX have created their successes alone?

You have to hear this gear. You have to use this gear. Put your hands on the knobs and crank 'em.

Engineers who have already gotten hold of the MASSIVE PASSIVE have told us: "Why does it make everything sound so much better?", "It's organic and orgasmic.", "It's a f%#king powerhouse.", "It's unlike any other EQ.", "This is IT. The sound I've always dreamt of but couldn't ever get until now."

**GOT THE PICTURE?**

Craig 'HUTCH' Hutchison designed these monsters...



The MASSIVE PASSIVE is a two channel, four band equalizer, with additional high pass and low pass filters. "Passive" refers to the tone shaping part of this clever new EQ design not using any active circuitry. Only metal film resistors, film capacitors and hand-wound inductors sculpt the sound, kinda like a Pultec EQ on hyper-steroids. Super-beefy, hugely-high-headroom Manley all-tube make-up gain amplifiers deliver your tunes into the next realm. You'll need to experience this.

Contact us for your nearest authorized MANLEY dealer.

MANLEY



**MANLEY LABORATORIES, INC.**

13880 MAGNOLIA AVE.  
CHINO, CA. 91710 USA  
TEL: (909) 627-4256  
FAX: (909) 628-2482  
emanley@manleylabs.com  
http://www.manleylabs.com

CIRCLE 31 ON FREE INFO CARD



# Native Instruments Pro-52 Software Synthesizer

Now you can own your own (virtual) Prophet-5

Back in the '80s, I lusted after a Sequential Circuits Prophet-5. After years of playing monophonic synths and writing down patch settings, the concept of a synthesizer with an astonishing *five voices* of polyphony, and the means to remember patches in memory, definitely rocked my world. Although I've played a ton of Prophet-5's in my time, I never did gather enough disposable income to actually own one.

Well, at least I now have something that sounds like one — but it never goes out of tune, its chips don't fail, there's no hiss, and I can actually afford it! Welcome to the wild and wonderful world of virtual instruments, where models of vintage synths come alive on your computer screen. If you've been wanting to add that vintage vibe to your latest recordings, this is one of the better options.

## Getting Started

You can install Pro-52 as a stand-alone app, a VST 2.0 compatible plug-in, or both (choose the "typical" installation option, as opposed to "custom"). I'm pretty familiar with installing VST instruments, so when it didn't show up in the Cubase 5.01 VST Instruments panel, I wasn't too concerned. I found the VST plug-ins folder used by Cubase, copied the appropriate bits over to it, and all was well.

As with the Native Instruments B4 (a Hammond B3 software synth reviewed November, '00), you need to insert the CD periodically to verify ownership. I used to like this method of copy protection until I started taking a laptop on the road capable of doing audio; now I have to carry a bunch of CDs for the programs that require ownership verification. Oh well.

Anyway, I opened Cubase, called up the VST instruments panel, selected the Pro-52, hit edit so I could see the controls (see fig. 1), turned it on, clicked on a key with the mouse, and — wow! There was no mistaking the filter sound and note attack: Native Instruments had indeed nailed the Prophet-5's distinguishing characteristics. I was hooked.

## Drivers, Sound Cards, And Latency

In stand-alone mode, I tested MME drivers and



## ▶ NATIVE INSTRUMENTS PRO-52

**MANUFACTURER:** Native Instruments USA, 6477 Almaden Expy., Suite D2-F8, San Jose, CA 95120. Web: [www.native-instruments.com](http://www.native-instruments.com). Distributed by Steinberg, 21354 Nordhoff Suite 110, Chatsworth, CA 91311. Tel: 816-678-5100. Web: [www.us.steinberg.net](http://www.us.steinberg.net)

**SUMMARY:** The Pro-52 adds several enhancements to its predecessor, the Pro-5, while remaining faithful to the vintage synth it models.

**STRENGTHS:** Sounds like the real thing. Excellent MIDI control. Low latency with the right sound card and drivers. Delay section is a useful addition. Accepts original Prophet-5 sys ex. Useful presets. Useable as VST insert effect.

**WEAKNESSES:** No numerical equivalents or calibrations for controls. No typing in of values.

**PRICE:** \$199

**EQ FREE LIT. #:** 116

ASIO with a Frontier Design Dakota card. Surprisingly, latency was 20 ms with the MME drivers — I expected far worse. ASIO worked fine, and while I couldn't measure the latency, it seemed better than what I was getting with MME. In either case, latency certainly was not an impediment to musical enjoyment. When running under Cubase with ASIO drivers, the latency was 12 ms — fast enough to be plenty responsive, and musically satisfying.

## Polyphony

Polyphony is a function of processor speed; a "voice" parameter, storable with each preset, places an upper limit on voices, from five to 32. Pro-52 could generate 32 voices without the computer breaking a sweat, but the more voices, the greater the VST performance hit. At maximum polyphony, the Pro-52 demanded close to half of the available processor power. A more reasonable 10 voices used about 15%. Any host-based digital audio system requires making these kinds of tradeoffs, but remember that you can always bounce the output to an audio track, thus freeing up resources.

If you instead want to use up resources, check out unison mode. You can stack as many voices as



# Affordable High End

## The Elite Series

## HARDWARE

### No compromise sound cards

SEK'D sound cards are made in Germany to the stringent specifications of SEK'D's high standards. All cards feature ultra low jitter clocks and deliver the promise of all SEK'D products: total transparency. If sonics and resolution are of importance, SEK'D's sound cards are designs with you in mind.



#### Prodif 96 Pro

- 24 bit/96 kHz AES/EBU, SPDIF and Optical digital I/O.
- 20 bit/96 kHz analogue I/O.
- Word clock in.
- ADAT 8 channel lightpipe I/O.
- Multiple cards can be used with single driver.
- Windows and Mac compatible.



#### Prodif Plus


- 24 bit/96 kHz AES/EBU, SPDIF and Optical I/O.
- 20 bit/96 kHz analogue I/O.
- ADAT 8 channel lightpipe I/O.
- ASIO drivers.
- Windows and Mac compatible.



#### Siena

- 8 channel 24 bit/96 kHz analogue I/O.
- 2 independent MIDI I/O ports.
- Multiple cards can be used with single driver
- ASIO drivers.
- Windows compatible.

SEK'D products are now available at:



[www.sweetwater.com](http://www.sweetwater.com)  
(800) 222-4700



[www.fullcompass.com](http://www.fullcompass.com)  
(800) 356-5844



**Precision  
German Technology**

For a free, 14 day, full audition of any of our Digital Audio Workstations, please go to [www.sekd.com](http://www.sekd.com) or for more information call (800) 330-7753.

EQ PRESENTS THE  
**SONY  
DMX-R100  
USER FORUM**

Moderated by

**Howard Massey**

Guest Forum by

**Roger Nichols**



COMING  
**JANUARY  
2001**

[WWW.EQMAG.COM](http://WWW.EQMAG.COM)

## IN REVIEW

Native Instruments Pro-52

you've specified on one key — talk about phat. Also talk about using up processor power! But it sure is fun.

### Compatibility

Unlike the B4, Pro-52 works with no plug-in format other than VST. However, it is compatible with the expansion VST-to-DirectX adapter, and there is a driver included that lets it show up as a MIDI port for use with various MIDI sequencers.

You can also use the Pro-52 as a post-oscillator VST insert effect. This lets you take advantage of the filter and onboard effects, and adds a cool "freebie" signal processor to your setup. (According to the ReadMe file included with the CD, this feature is not available with Logic Audio, which also has some issues with MIDI controller assignment to the Pro-52 controls, and cannot accept program changes or tempo information while running under VST. These limitations will be addressed in an upcoming Logic update.)

### Programs

The Pro-52 reproduces the Prophet-5's method of program numbering and selection. I thought the days of octal numbering were behind us, but no — you can have eight files, each with eight banks, and each bank can have eight programs, for a total of 512 presets. But the highest numbered preset is 888, because it's numbered in octal (512 decimal = 888 octal).

So why didn't they change this? I presume it's because the Pro-52 is compatible with sys ex data from the original Prophet-5. By keeping the octal numbering, your patches will show up where you expect them to. (One VST quirk: you can't load sys ex while the instrument is running in VST mode. You need to load any Prophet-5 data in stand-alone mode, save the programs, then load the programs when you switch over to VST mode.)

### The User Interface

The keyboard can be retracted if you're tight for screen space, although that means you can't watch the mod and pitch bend wheels rotate as you tweak them on your main controller. The knobs can either move in response to linear motion (move mouse up to increase, down to decrease), or be "turned." You can also change those modes momentarily if desired, and obtain a finer degree of control by holding down the shift key as you move the mouse. Unfortunately, there's no numerical representation of the control position, so you can't type in values

## SYSTEM REQUIREMENTS

**Mac:** 120 MHz PowerPC, 32 MB RAM, Sound Manager-compatible audio interface, OMS-compatible MIDI interface, 60 MB free hard disk space, Mac OS 7.6.1 or higher, Opcode OMS.  
**Windows:** 133 MHz Pentium, 32 MB RAM, 60 MB free hard disk space, Windows 9x/2000/NT 4.0 OS, OS-compatible soundcard, MIDI interface.

**Test Conditions:** Version 2.0 was tested in both stand-alone mode and as a VST plug-in within Cubase VST/32 v5.01. The computer, by Q Performance Systems, was running Windows 98SE on an overclocked Celeron processor (850 MHz) with 256 MB of RAM.

if you want (for example) a specific filter frequency.

### Details

There are some major changes compared to the original Prophet-5: the front panel is laid out differently to accommodate the addition of the delay section, which features four delay lines. There are 512 programs instead of the 120 found in later revs, and velocity response. But there's also the question of which version is being emulated, as the rev 3 Prophets used different chips compared to the first 2 revs. (It seems like the bass sounds more like the earlier revs, but the high end is brighter, and sounds more like the later revs. However, as I didn't have the two versions available for comparison, I can't confirm whether my auditory memory is functioning correctly or not.) Incidentally, if you're an analog diehard, there's a control to introduce variable amounts of the kind of tuning anomalies caused by component drift in an analog system.

MIDI is pretty straightforward; you can load multiple instances (up to 8) if you want multi-timbral operation, and almost all front panel controls can be controlled by MIDI continuous controllers. This is great for those with hardware fader boxes. Furthermore, the on-screen controls also send MIDI controller data.

The manual is well-done, and even includes a short guide on analog synth programming and a useful tutorial.

So what's there not to like? Well...hmmm...let's see...uhh...okay, I give up. VST instruments are a gas, and Native Instruments has the recipe down. Like the B4, this baby deserves a major thumbs up. ■

# WHEN DIGITAL-8 IS JUST WHAT YOU NEED



## 8 faders + Master

With 99 scene snapshots, these little babies will cater to your every mixing need.



## Full MIDI Control

With the VF-08, you have full control over the machine using built-in, standard MIDI.



## Easy Interface

With its large, clear LCD panel and intuitive interface, the VF-08 gives you access to many powerful features including DSP effects, 3-band EQ, and waveform editing.



## INTRODUCING THE VF-08 DIGITAL POWER TOOL

The factory installed 5.1GB hard drive offers as much as 2 hours of non-compressed 8-track recording, the most in its class.

Meet the little brother ...Here's another price/performance breakthrough from Fostex. It's a Digital PowerTool(tm) with all the professional features and sound of it's bigger brother in a compact 8 track design. The VF-08 offers 8-track digital recording, plus an intuitive digital mixer complete with acclaimed A.S.P. digital effects, all at a very affordable price. You'll get 99 scene memory, waveform display for easy editing, XLR inputs, MIDI, SCSI and powerful new functions like Mastering Mode and 10 mastering pre-sets for easy and sophisticated stereo mastering production. So if Digital 8-track is what you want, the VF-08 is just what you need.

Fostex • 15431 Blackburn Ave., Norwalk, CA 90650 • Tel: 562-921-1112 • Fax: 562-802-1964

**Fostex**

[www.fostex.com](http://www.fostex.com)

# Shure KSM44 Condenser Microphone

Shure's successful KSM32 gains a sibling with the large-diaphragm three-pattern KSM44

The first microphone I ever bought was a Shure SM58. The guy at my local music store told me that Shure microphones were the industry standard, and that I wouldn't be disappointed its sound. He was right — 30 years later, I still use SM58s and I'm rarely disappointed. But Shure does much more than simply make a variety of dynamic microphones — numerous condenser mics, such as the SM81, a small-diaphragm electret condenser, have been in production for many years. More recently, the company developed the KSM32, a condenser with a medium-sized diaphragm. Building on the success of the KSM32, Shure has introduced the KSM44, a large-diaphragm, multi-pattern condenser mic.

The KSM44 has three patterns: cardioid, omni, and bi-directional (or, if you prefer, Figure-8). The microphone also features a three-position highpass filter and a 15 dB pad. The dual capsules of the KSM44 are 2.5-micron gold-layered Mylar, and the electronics comprise a Class A transformerless design. The KSM44 looks very similar to the KSM32, and weighs a little over a pound. At 7 dBA (10 dBA in omni or bi-directional patterns), the self-noise of the KSM44 is very low. The microphone has a maximum dynamic range in excess of 120 dB, and with its 15-dB pad engaged, can handle maximum SPL in the

150-dB range. The highpass filter has two active settings (as well as off); one is a low-frequency cutoff, an 18 dB per octave filter at 80 Hz, and the other is a low frequency roll off — a 6 dB per octave filter at 115 Hz. The steeper 80 Hz filter is designed to help reduce ambient low-frequency noise (stage rumble or HVAC generated room noise, for example), while the milder (but higher frequency) roll-off switch can help compensate for the proximity effect or be used for tone shaping. The KSM44 requires 48-volt phantom power and typically draws 5.4 mA. The output impedance of the microphone is 150 Ohms. The KSM44 comes packaged in a locking aluminum hardshell case, which also holds the included swivelmount and a very nice elastic "spider"-style shockmount.

As it does with all multi-pattern mics, the frequency response of the KSM44 changes with the pattern. In cardioid mode, the graph shows a peak of approximately 3 dB at 6 kHz and another smaller peak around 12 kHz. If used



## ► SHURE KSM44

**MANUFACTURER:** Shure, Inc., 222 Hartrey Avenue, Evanston, IL 60202-3696. Tel: 847-866-2200. Web: [www.shure.com](http://www.shure.com).

**SUMMARY:** A natural-sounding large-diaphragm mic offering three polar patterns.

**STRENGTHS:** Versatile. Natural sound quality. Low self-noise. Smooth off-axis response.

**WEAKNESSES:** None to speak of.

**PRICE:** \$1,340

**EQ FREE LIT. #:** 117

in the close field (approximately six inches from the diaphragm), there is a broad peak centered around 50 Hz due to the proximity effect, though in the far field (two feet or more) the low-end response is flat down to around 30 Hz. In the omni pattern, the frequency response is fairly flat except for an approximately 4-dB peak, again at 12 kHz. In the Figure-8 pattern, the graph shows a broad rise from about 2,500 Hz to a 4-dB peak at 7 kHz, where it falls abruptly to flat at about 9 kHz and then continues down to -5 dB at 20 kHz. The proximity effect in the Figure-8 pattern is more pronounced than in either cardioid or bi-directional patterns — up to 10 dB boost at 50 Hz. The polar response patterns are pretty much what you'd expect them to be — the higher the frequency, the more directional the response in every pattern. However, there doesn't appear to be any anomalous bumps in the polar response of the KSM44, which helps to keep the off-axis response fairly predictable.

### The Sound

The first question asked with any microphone is "How does it sound?" In the case of the KSM44, the answer is, "Very natural and surprisingly good." I was a little surprised because the KSM44 sounded great in a couple of applications where I would normally not use a large-diaphragm mic. For the last four or five years, I've preferred to use small-diaphragm condenser microphones for most applications other than as a main vocal mic — for acoustic instruments, drum overheads, percussion, and for ambient miking. (Some readers may not be aware that the size of the diaphragm has very little bearing on the low-frequency response of a





# Sometimes Something Better Does Come Along

Once upon a time you made a connection. Picked a partner. But one day your world changed. Suddenly you saw a new way to connect: faster, better. A new partner you could count on to be there for you every time.

The new Switchcraft® HPC Series connectors, when mated together, lock on contact. Push together, you're done. No twisting to slow you down, **no half-made connections** to hang you up.

The HPC panel mount connectors feature either 0.187" or 0.250" faston terminals, and straight or right angle PC mount terminals. We even offer a **0.200" depth flange** for rear-panel mounting, straight cord plugs, and a **right angle** cord plug. And to extend cable runs, there is an adapter extender, as well as an **in-line** cord plug that mates with the straight and right angle cord plugs.

The HPC Series is completely compatible with the Speakon® series of connectors, so you can upgrade your system and partner with existing equipment. And you can count on the HPC Series being in your hands when you need them, every time.

Sometimes, something better does come along—Switchcraft®!

Speakon® is a registered trademark of Neutrik® Inc.

**RPCP42F**  
Panel Mount

**HPCC4F**  
Cord Plug

## Switchcraft

www.switchcraft.com



**HPCC4RAF**  
Right Angle Cord Plug



**HPCIX**  
Adapter Cable Extender



**HPC4F**  
In-line Cord Plug (mates with cord plug)



**HPCP20RAP**  
Panel Mount



**HPCP42F**  
Panel Mount

**Rated at 30A, per UL 1977**

Switchcraft, Inc.  
5555 North Elston Avenue, Chicago, IL 60630  
Phone: 773-792-2700 Fax: 773-792-2129  
sales@switchcraft.com www.switchcraft.com

CIRCLE 81 ON FREE INFO CARD  
World Radio History

## POUR ON THE HEAT.



### The world's hottest compact tube preamp ever just got even hotter.

The new Tube MP Studio takes our best selling original Tube MP further, by adding VU metering and a built-in brick-wall limiter, (just to keep that heat in check). It's got all the features that made the original a necessity for digital recording—like a genuine 12AX7 tube, over 60dB of gain, +48V Phantom power, and XLR & 1/4" inputs and outputs—but now it's even hotter.



## TUBE MP Studio

# A R T

APPLIED RESEARCH AND TECHNOLOGY

215 TREMONT STREET, ROCHESTER, NY 14608 USA  
716-436-2720 • FAX: 716-436-3942 • WWW.ARTPROAUDIO.COM

CIRCLE 64 ON FREE INFO CARD

microphone; high-end measurement microphones with a flat response to below 5 Hz can have diaphragms as small as a quarter- or half-inch in diameter. Size isn't everything, though large-diaphragm condenser microphones are most commonly used for recording vocals and are therefore deemed to be "sexier" than small diaphragm mics.)

For my first test, I set up my typical two-microphone acoustic guitar placement: One mic pointing up toward the 12th fret and the other above the body of the guitar and pointing down toward the body. Each mic was placed 8-10 inches from the instrument, and set for cardioid. In this application, the KSM44's recorded the best and most natural-sounding acoustic guitar tracks I've gotten in recent memory. And when I tried these mics as drum overheads, I found the same thing. The overheads sounded like the drums did in the room—which can actually be a little disconcerting until you get used to it. I honestly didn't realize how good the Shures were in this application until the next session, when out of habit I swapped back to my usual overhead mics while miking up the drum kit.

The proximity effect (in the cardioid pattern) is present but not overbearing—it also sounds (here's that word again) natural, and the milder of the two available highpass filters allowed me a second opportunity to control the proximity effect if the application required. On kick drum (placing the KSM44 about a foot in front of the drum in a tunnel made of packing blankets—I couldn't bring myself to put someone else's condenser mic inside the kick) the low-end response of the mic was very nice; deep, but not muddy. And on an acoustic bass, there was enough air in the tone (with the mic placed about 18 inches away from and a little bit left of the bridge) to add a nice clarity to the sound of the bass.

The fairly smooth off-axis response of the KSM44 means that reflected sound (especially in confined areas such as iso booths) doesn't add a great amount of coloration to the sound of the room. I found that the KSM44's omni and bi-directional patterns are more coherent (and usable) than most microphones in the this price range.

A natural sound has its place, of course, but there are applications where it may not be the best choice. For example, to my ears the KSM44 was a bit too bright when placed above a fiddle, though it worked fine when placed a couple of feet in front of the player so that the mic wasn't picking up as much direct radiation from the top of the instrument. And if you wish to emphasize certain characteristics of an instrument—the

midrange honk of a dobro or the percussive attack of the pick on a mandolin, then the best choice may be to use a mic that emphasizes those things. That's not to say that the KSM44 sounded bad in these applications—it didn't sound "bad" anywhere I tried it. But when you're trying to emphasize a particular character associated with an instrument rather than the overall tone, an accurate and neutral microphone like the KSM44 can make it a rather difficult task to accomplish.

As a vocal mic, I had mixed success with the KSM44. It always worked well with group vocals, where the microphone was a few feet away from any singer, and it also sounded great on about 40% of the lead vocals I recorded with it. However, making this sort of judgment is definitely subjective, and is influenced by what mic you normally use in these applications. For example, if you're used to the sparkling high end of an AKG C12 or the warmth and low end of a Neumann U 47, then any mic without those qualities will seem to be lacking something. In addition to this subjective aspect to mic selection, the sound of the singer's voice will make a big difference. A singer with a thin voice would likely sound better on a microphone that adds warmth and fatness, while a singer without much in the way of upper frequencies may need a brighter mic to pull out some of the tones that are missing at the source. That same natural quality that I've mentioned above shows up when recording lead vocals; if the vocalist sounds great without any added hype from the microphone, they sound great when using the KSM44. Further on the plus side, those that didn't sound "great" with the KSM44 never sounded bad, they simply didn't sound bigger than life—whether it's the right mic to use in a particular application just depends on the sound you're going after.

### Conclusions

In my opinion, the best thing about the Shure KSM44 is not that it sounds great on acoustic guitars and as overheads, but that it sounds pretty darned good on just about everything you put it on. While a well-equipped commercial facility may have a microphone locker equipped with the "perfect mic" for each and every application, most of us don't have that luxury. Instead, we must choose tools that provide the best results for the widest range of applications. With a list price of \$1,340, the KSM44 isn't the cheapest large-diaphragm mic on the market today, but because it works so well in so many applications, it certainly is one of the best values. ■

I'm proud when someone tells me that they have an Ashly product that's still in service after twenty years, how our customer service people helped with an application, or how our Pretea equalizer has changed the way they work.

That's the idea – to build high quality tools that make a difference out of the box and maintain their level of performance over the years.

After nearly 30 years, I still love working at Ashly – a company that still cares where people actually use the tools we produce and takes product concept and quality very seriously. A company that, year after year grows steadily – strengthening the foundation for all of our people – customers and employees alike.

Thanks.

*Bill Thompson*

President, Ashly Audio, Inc.

(and just for the record, we think the Redwood trees in the picture are the perfect metaphor for Ashly...)



**SOUND. RELIABLE. LASTS FOREVER.**

**ASHLY**

Ashly Audio, Inc. • 847 Holt Road, Webster, NY 14580-9103

Toll-Free: 800-828-4308 • Tel: 716-872-0810 • Fax: 716-872-2459 • <http://www.ashly.com>

International Agency: EAE Export, Inc. 11702 Sky Park Circle, Suite P, Irvine, CA 92614 • Tel: 949-440-0748 • Fax: 949-440-8548

in Canada: Bernasco Distribution Inc. • Toll-Free Tel: 866-462-8346 • In Mexico: Comercializadora Confor, S.A. de C.V. • Tel: 82 (571) 16-82-00

**BUILDING THE WORLD'S BEST AUDIO GEAR SINCE 1972**  
POWER AMPLIFIERS • GRAPHIC EQUALIZERS • PARAMETRIC EQUALIZERS • DIGITAL SIGNAL PROCESSING • COMPRESSOR/LIMITERS • CROSSOVERS • MIXERS • REMOTE CONTROL

**CIRCLE 83 ON FREE INFO CARD**

**World Radio History**

# TC Electronic Triple•C Multiband compressor/limiter

TC's latest offering goes beyond standard compression into the multi-band zone

Multi-band dynamics processing has really taken off lately, and for good reason. Being able to separately process different frequency ranges in a signal allows for more effective control, with more natural sounding results. In many cases, multi-band compression offers tone control results that are superior to those provided by an equalizer — the multi-band compressor can react to changes in the level of various frequencies, and help to maintain a more consistent overall timbre.

And for more standard dynamics control applications, multi-band compressors are a god-send, especially with today's bass-heavy styles and high-impact mixes. A full-range compressor can have difficulty dealing with these kinds of signals — the heavy bass can compromise the compression results, for example. But with a multi-band compressor, the low-frequency region can have its own compression, leaving the other bands available to independently process the remainder of the signal.

TC Electronic has been working on multi-band processors for some time; their ubiquitous Finalizer series, for example, offered some of the first hardware-based multi-band dynamics control. Now the company has released a new, three-band compressor, the Triple•C. But the Triple•C goes beyond just three-band compression, offering a number of useful extras. Both single and dual-mono/stereo versions of the Triple•C are available. For this review, I checked out the single-channel version

## Ins and Outs

To start with, a huge feature of the Triple•C is the quality of its A/D and D/A converters in combination with its S/PDIF digital I/O. The Triple•C offers 24-bit converters with dithering to 20-, 16-, and 8-bit resolutions. I found its I/O was superior to the standard converters on many other digital devices aimed at the home recording and project studio markets. Among other examples, I compared the A/D converters of the Triple•C to those of the Akai DPS16 at 24-bit resolution and found the Triple•C to be better in all tests, particularly in the upper frequencies. When I repeated the tests at 16-bit resolution the difference favoring the Triple•C was even more pronounced.

For even more flexibility the Triple•C offers a sidechain input that allows you to trigger compression from external sources or to connect an external equalizer for frequency-dependent



**MANUFACTURER:** TC Electronic, Inc., 742-A Hampshire Road, Westlake Village, CA 91361. Tel: 805-373-1828. Web: [www.tcelectronic.com](http://www.tcelectronic.com).

**SUMMARY:** The Triple•C is a dynamics processor that can function as a multi-band compressor with definable high-, mid-, and low-frequency bands or as a traditional single-band compressor. It is suited for both tracking and mixing applications.

**STRENGTHS:** Excellent audio fidelity. Outstanding A/D and D/A converters. Superb metering. S/PDIF digital I/O. Very flexible. Easy to use. Externally controllable via MIDI. Usable factory presets. Ability to store user presets. DRG function simulates tube warmth. Way-cool Envelope Mode.

**WEAKNESSES:** Poor user's manual. Unable to set separate ratio, attack, release, and threshold settings for the three frequency bands.

**PRICE:** Single channel, \$699; stereo/dual-mono, \$999  
**EQ FREE LIT. #:** 118

compression for applications such as de-essing.

The Triple•C has separate LED-style meters in its LCD window for input and output levels, as well as for gain reduction levels for each of the three frequency bands. The input and output meters also have easily viewable LED clip indicators. I prefer being able to see the input, output, and gain reduction levels simultaneously and many compressors don't offer that feature; I was quite happy to have that capability in the Triple•C. Overall I felt the metering on the Triple•C was very good.

The MIDI implementation of the Triple•C further expands its flexibility. The unit has separate MIDI in, out, and thru connectors, which can be used for storing and recalling presets as well as for program (preset) and control changes.

## User Interface

I really liked the user interface employed by the Triple•C. It takes a hybrid approach combining



# BUILD A FUTURE.

The Entertainment Technology Network is building the world's leading media destination for professionals who create and deliver entertainment and install entertainment systems.

Now's the time to build your future with us.

We are looking for talented individuals to staff senior management positions in:

- >Marketing >Business Development
- >Sales >Content Creation
- >Training/Education >Technology

Experience in and instincts for the business of electronic media and entertainment technology are preferred.

Please send or email your resume and cover letter to:  
resources@uemedia.com or  
Human Resources Director  
Entertainment Technology Network  
460 Park Avenue South, 9th Floor  
New York, NY 10016



**NETWORK WITH US.**

**ENTERTAINMENTTECH.COM**  
**THE ENTERTAINMENT TECHNOLOGY NETWORK**

Pro Sound News >Surround Professional >Systems Contractor News >Residential Systems >EQ  
>Medialine >Videography >Digital Cinema >digital:TV >Government Video >AutoMedia >Car Sound

old-school dedicated buttons/knobs with more modern soft buttons and knobs, and an LCD-based menu editing system. The result is an easy to use product that's flexible, powerful, and highly editable. I found the 50 factory presets and 100 additional user presets to be very useful. The user presets can be stored and reloaded via bulk MIDI dump. The factory presets are aimed at common applications and in many cases worked very well with only minimal tweaking. Primary parameters such as threshold, ratio, attack, release, lo-band spectral level, hi-band spectral level, makeup gain, and input level are adjusted using dedicated front-panel knobs, and it's easy to see the effects of what you're doing with aforementioned meters. Other, less-frequently used parameters are accessed using front-panel soft buttons or by stepping through menus on the LCD window.

A parameter wheel and a great display simplifies the editing process while maintaining the high degree of tweakability. The biggest disappointment of the Triple•C was the user's manual. It would have been helpful to have at least some documentation about the 50 factory presets, and in one case, a feature in the edit menu called "Comp Style," seemed to be missing completely from the 30-page manual. It also would be nice to have a little more information about Envelope Mode (see below), which is a somewhat unusual feature.

### Compression

There are two basic compression modes on the Triple•C: full-range and multi-band. Full-range mode works like a standard compressor with the compression being triggered and applied uniformly across the entire frequency spectrum. Multi-band mode divides the signal into three user-definable frequency bands to which compression can be applied independently. The user-definable high and low crossover points can be chosen from 31 different frequencies between 20 Hz and 20 kHz, allowing significant flexibility. Multi-band mode also affords control over the output level of both the high- and low-frequency bands via front-panel knobs; this lets the Triple•C serve as a sort of dynamic broadband equalizer — a very powerful application.

The Triple•C is normally an RMS-based compressor that responds to average level. There's a front-panel switch in multi-band mode that allows the Triple•C to become a peak-based compressor, which is often better for percussive material. Another

## TRIPLE•C SPECS

### DIGITAL I/O

Connectors .....RCA (coaxial)  
 Formats .....S/PDIF (24-bit)  
 Output Dither .....HPF/TPDF dither 24-/20-/16- or 8-bit  
 Sample Rates .....44.1 and 48 kHz  
 Processing Delay ....0.1 ms @ 48 kHz (excluding optional 3 ms look-ahead delay)

### ANALOG INPUTS

Connectors .....1/4-inch TRS balanced  
 Impedance. Bal/Unbal .....24 kohm/13 kohm  
 Max. Input level .....+24 dBu  
 A/D Conversion .....24-bit, 128x oversampling  
 Dynamic Range .....100 dB typical, 20 Hz-20 kHz  
 THD .....< 92 dB typically (0.0025%) @ 1 kHz  
 Frequency Response .....+0, -0.1 dB @ 48 kHz, 20 Hz-20 kHz  
 Crosstalk .....< -95 dB, 20 Hz-20 kHz

### ANALOG OUTPUTS

Connectors .....1/4-inch TRS balanced  
 Impedance. Bal/Unbal .....40 ohms  
 Max. Output level .....+20 dBu (balanced)  
 D/A Conversion .....24-bit, 128x oversampling  
 Dynamic Range .....104 dB typical, 20 Hz-20 kHz  
 THD .....< -94 dB (0.002%) @ 1 kHz typical  
 Frequency Response .....+0, -0.5 dB @ 48 kHz, 20 Hz-20 kHz  
 Crosstalk .....< -95 dB, 20 Hz-20 kHz

### CONTROL INTERFACE

MIDI .....In/Out/Thru  
 Pedal .....1/4-inch TS phone jack

button on the front panel of the Triple•C enables a feature called SoftLim, which activates a limiter that triggers a few dB before clipping. SoftLim is subtle in most applications but will often inaudibly prevent nasty clipping on transients.

A feature called "Look Ahead" is available via a front-panel switch in multi-band mode and enables a three-millisecond delay. This brief delay allows the processor to analyze incoming material and process it more accurately. Compression can be triggered on the Triple•C by the incoming signal, by an external sidechain input, or by the sum of the incoming signal and the sidechain input. The Triple•C offers a direct out in conjunction with the sidechain input to allow the use of an external equalizer to emphasize key frequencies that you want the compressor to respond to. This allows for applications such as de-essing, etc.

The Triple•C has a user-adjustable parameter called DRG, which stands for Digital Radiance Generator. DRG adds second harmonic distortion to simulate tubes and add warmth to the signal. While I didn't feel

that it made the Triple•C sound like a vintage tube compressor, DRG did add a nice coloration to the signal in some cases.

### Envelope Mode

Another nice extra in the Triple•C's bag of tricks is Envelope Mode — a feature I don't recall seeing in a compressor before. Envelope Mode uses the compressor to shape the envelope of an incoming sound by changing the level of the signal at the attack and release points. When in Envelope Mode, the Lo-Band and Hi-Band rotary knobs take on the function of Envelope Attack Gain and Envelope Release Gain respectively. This works as follows: When a signal crosses the user-defined threshold, it will be boosted or attenuated to the level defined by the Envelope Attack Gain in 0.1 ms. Following this, the Attack knob defines the time it takes for the signal to return to the threshold level. After the signal drops below the threshold, the Release knob defines the amount of time that the signal decays before being boosted by

► continued on page 116

[ MASTER WITH CLASS ]



# MixMaster™

Stereo Dynamics, EQ, and Image Processor

## STEREO PROCESSING

*Optimized for Mastering*

**Expander** – Low threshold Class A circuit

**Multiband Compressor** – 3-band Class A opto circuit

**Equalizer** – 3 bands including parametric EQ

**Image Controls** – Stereo balance and width controls

**Limiter** – Multiband limiter optimized for digital output

**Metering** – LED metering for  $\infty$  gain reduction and phase

## INPUT/OUTPUT

**Direct Input** – Add mono or stereo signal to final mix

**Operating Levels** – +4 dBu and -10 dBV

**Optional Digital Output** – Up to 24-bit  
96 kHz (AES/EBU, S/PDIF)  
WordClock sync

The Focusrite MixMaster inherits its classic analog sound and Class A circuit design from our legendary Blue Range of processors, used by the world's most discriminating mastering engineers to add the perfect finish to their final mixes. With its independently controllable dynamics, EQ and imaging plus optional digital output, the MixMaster gives you everything you need to master with uncompromising clarity and precision.

**Get Focusrite quality at a project studio price. Visit [www.focusriteusa.com](http://www.focusriteusa.com) or call 1.800.333.2137, code 582, for more information or to schedule a demo.**

PRODUCED IN THE UK BY

**Focusrite®**

[www.focusriteusa.com](http://www.focusriteusa.com)

DISTRIBUTED IN NORTH AMERICA BY

**digidesign®**

[www.digidesign.com](http://www.digidesign.com)

CIRCLE 16 ON FREE INFO CARD

World Radio History

# Aardvark Direct Pro 24/96

Audio interface  
for Windows  
computers

The Aardvark Direct Pro 24/96 is a PCI audio card with breakout box plus custom control software that emulates a standard mixer. Minimum requirements are a Windows 95/98 PC with a 133 MHz or better CPU and at least 32 MB RAM; we're told that Windows 2000 and Macintosh drivers will be forthcoming soon. The breakout box offers four balanced analog inputs (thoughtfully provided on combo jacks that accept both XLR and 1/4-inch TRS or TS connectors) and six analog outputs (four balanced, on 1/4-inch connectors, and two unbalanced, on RCA connectors). In addition, there's a headphone jack and a MIDI input and output, allowing Direct Pro to act as your computer's MIDI interface as well. A phantom power switch applies +48V to all XLR inputs simultaneously (line inputs must be connected with 1/4-inch plugs), allowing you to use condenser as well as dynamic mics. S/PDIF in and out (on standard RCA jacks) are provided on the card itself. However, when using the S/PDIF inputs, only two analog inputs are available. For those of you who need expanded systems, up to four cards can be installed simultaneously in a single PC, though these have to be daisy-chained externally, connecting the S/PDIF out of one card to the S/PDIF in of the next one. It's too bad that Aardvark didn't at least provide connectors on the cards for use with internal ribbon jumper cabling. This would have been a much more elegant solution, and one that would have allowed the use of more than a single pair of S/PDIF I/O in a multiple card system.

Speaking of the PCI card, one of its most notable features is its heavy-duty shielding; in fact, all the circuitry is encased in what appears to be an epoxy covering. The shielding works — Direct Pro is far and away one of the quietest sound cards I've ever popped into my PC (and believe me, I've popped a lot of them).

The breakout box not only houses the A/D and D/A converters (which are 24-bit and capable of supporting sample rates as high as 96 kHz), but also four discrete mic preamps (not the inexpensive "preamp-on-a-chip" design used by many sound cards). The converters all seem to be of excellent quality. The preamps seem to be about equivalent to other preamps in this price range. They're fine — quite good, actually — but I didn't feel they had the definition of most of the outboard



## ▶ AARDVARK DIRECT PRO

**MANUFACTURER:** Aardvark, 202 East Washington #306, Ann Arbor, MI 48104. Tel: 734-665-8899. Web: [www.aardvark-pro.com](http://www.aardvark-pro.com).

**APPLICATION:** Audio I/O and mixing inside your computer.

**SUMMARY:** An excellent, cost-effective way to interface your PC with your audio gear and at the same time enter the brave new world of 24/96 recording.

**STRENGTHS:** Zero-latency monitoring with reverb, EQ, and compression. Effects can be recorded if desired. 24-bit/96 kHz converters. Works with all standard Windows software. Balanced analog and S/PDIF I/O. Extensive shielding. Unusually large amount of preamp audio gain (pre-A/D converter).

**WEAKNESSES:** No dedicated headphone volume control. Limited patchbay routings. 88.2 kHz sample rate not supported. Interconnection between multiple cards precludes use of more than a single pair of digital I/O. No gain reduction meters. No MIDI control of mixer software. Preset saving counter-intuitive. No factory presets provided.

**PRICE:** \$699

**EQ FREE LIST#:** 119

(and more expensive) preamps in my arsenal.

The Direct Pro 24/96 Control Panel is the included mixer software. (See fig. 1) Designed to be used in conjunction with the Windows program of your choice (a copy of SEK'D Samplitude Project software is included in the bundle), it doesn't allow for either recording or playback of audio files. Instead, it emulates a hardware mixer, providing onscreen faders to control the levels of each of the ten available inputs: the four breakout box analog inputs (or the stereo S/PDIF input plus analog inputs 1 and 2) and three stereo WAV files (alas, there's no provision for independent control of six mono WAV files, since the fader pairs are ganged together). There's also a pair of ganged faders for the monitor output. Each of the four "live" input channels is accompanied by an input trim with, unusually, three independent gain stages. If you're using a line-level input, it can be set to provide up to 9 dB of boost or -14 dB of attenuation (allowing you to interface with both -10 and +4 equipment). If you're using a mic-level input, there's an unusually large range of gain available here, all the way up to +75 dB. More significantly, all this gain occurs in the analog domain, prior to the A/D converter,



# PHRAZER

Loop the Loop

Take it from the top with Phrazer™, the new audio software from BitHeadz that takes loop composition to the next level.

Phrazer is *the* real-time audio loop sequencer Mac users have been waiting for. Powerful pitch and tempo matching algorithms, built-in sample editing, and on-board digital effects provide total control of your sound.

The power of multi-track digital audio and MIDI has finally been integrated into the most comprehensive loop-based production software ever.



Phrazer Tech

- Import Acid™ libraries, Unity DS-1, and CD Audio
- Play AIFF, Sound Designer II, and wave samples
- Record your own samples and loop them
- Create with over 300 MB of included loops
- Import and assign multiple loops and DSP effects to each track
- Stream audio from hard-disk or load audio into RAM
- Gate tracks using QWERTY keyboard or MIDI controller
- Get maximum performance with Velocity Engine optimization
- Use ASIO, DirectConnect, MAS, ReWire, or Sound Manager
- Edit your samples for line tuning audio files
- Render or Record entire mixes to disk



CIRCLE 84 ON FREE INFO CARD

BitHeadz Inc. 4400 Capitola Road, Suite 202, Capitola, CA 95010 USA (888) 870-0070 [www.bitheadz.com](http://www.bitheadz.com)

World Radio History

thus facilitating optimum signal-to-noise ratio with maximum resolution.

Each of the four "live" input channels also offers a three-band equalizer and compressor. The high and low bands are fixed at 8 kHz and 220 Hz, respectively, while the mis-named "mid" band can actually be swept between 50 Hz and 15 kHz; each band can be boosted or cut by up to 12 dB. Each compressor offers threshold, ratio, attack, and release parameters; ratios can vary from 1:1 to 11:1, so it can't be used for limiting. Attack times range from 1 to 100 ms and release times range from 20 to 2,000 ms; unfortunately, there's no gain reduction metering. There are dedicated Bypass and Preset switches next to each equalizer and compressor, allowing you to A/B the signal and to save your own settings (no factory presets are provided). I do have a minor niggle about the way presets are saved. The dialog box has an "Add" button, but if you press it before typing in a name, a blank preset (with no name) is saved. Conversely, typing in a name and then pressing the Enter key (the standard way of saving things in Windows dialogs) doesn't save the preset — you need to type in the name first and then use your mouse to click on the Add button. At best, this is counterintuitive and clumsy; in a busy mix session, it's all too easy to lose your settings.

There's also a master reverb section, with three room sizes (Room, Hall, and Church) and three adjustments (Decay, Diffusion, and Brightness). Interestingly, while there are independent channel reverb send levels, there is no master reverb return control (presumably, it's always on, at unity gain). Reverb settings can also be stored as presets, independently of EQ and compressor presets.

Truth be told, none of the three effects is sonically all that great; chances are that you'll be able to generate better sounding effects from your software plug-ins. But what is exceptional is the fact that all three effects are created by the card's dedicated DSP chip instead of by the host computer's CPU, which means that there is no delay whatsoever — "zero latency," in the parlance — when using them. Essentially, Direct Pro has been designed to serve as a sophisticated monitoring system, allowing you to overdub to pre-recorded tracks while adding selective EQ, compression, and/or reverb in your headphones, the same way an external mixing board with a dedicated foldback works.

Of course, if you want to, you can record these effects to the tracks you're laying down. Adding EQ and/or compression to live tracks is as simple as clicking on the "Rec FX" button beside each input fader. Recording reverb is a little less straightforward; you need to designate the virtual input pair 5/6 as your

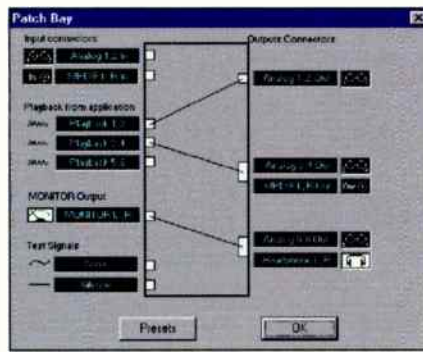


FIGURE 1



FIGURE 2

recording source in the host software. Adding the Direct Pro effects to a prerecorded WAV file, however, requires manually routing the track to a physical output and then using a cable to plug it into an input; this, of course, means that the signal needs to undergo two extra conversions (digital to analog, then back to digital again), which usually isn't a good thing to do. It's hard to view this as a limitation, however, since Direct Pro is really not designed to be used that way.

Each channel has a bar level meter (with optional peak hold) and mute and solo buttons, plus horizontal pan sliders for each of the four input channels and a pair of VU-style "master" monitor meters. The latter do exhibit some latency even though, as we've noted, there's no latency in the audio signal itself; no doubt this is due to the fact that the screen redrawing is left up to the host CPU and is clearly — and properly — low priority. There are also stereo link buttons for channels 1 and 3 (marrying them to channels 2 and 4, respectively) and handy Signal Present "LEDs" are available when the S/PDIF inputs are assigned to channels 3 and 4. Last but not least, a master Preset button allows you to save entire "snapshots" of all console fader, knob, and switch settings. There's also an "Advanced" dialog that allows you to set the PCI bus efficiency and configure the ASIO drivers so as to optimize performance in your particular computer. It's worth noting that none of the Control Panel

functions can be controlled remotely via MIDI; Direct Pro's MIDI I/O is strictly for porting data to and from the host software.

The Control Panel also provides a software patchbay, where all signal routings are set. (See fig. 2) Simple drag-and-drop operations allow you to connect inputs to outputs, and there's even a Tone generator, handy for troubleshooting (a Silence generator is used for disconnecting routings). Any input can be routed to up to three different outputs, but analog outputs 3 and 4 are "tied" to the S/PDIF outputs and analog outputs 5 and 6 (the RCA jacks) are tied to the headphone outputs, meaning that they can't be used independently. These limitations are slightly frustrating. It's true that, most of the time, you'll want to route the "monitor" (i.e., master) output of the control panel to the headphone jack, but I could see situations where you'd want to send a different signal to outputs 5 and 6.

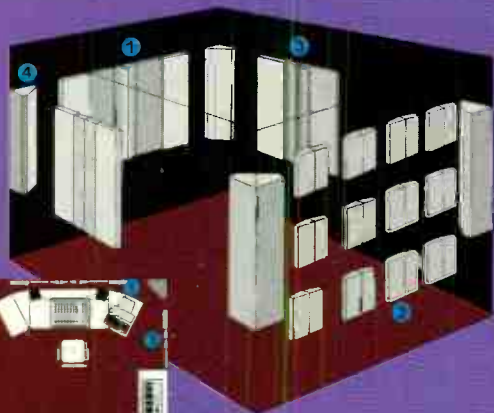
Installation of the Direct Pro hardware and software was a snap in my Pentium II 450 system. I encountered no crashes, problems, or bugs using the Control Panel with various different host software packages, including the bundled SEK'D Samplitude Project, as well as Cakewalk Pro Audio, Sonic Foundry Sound Forge, and Steinberg WaveLab and Cubase VST. (The owner's manual provides "quick-start" setup guides for all of these products.) To operate correctly, the Control Panel must be manually set to the same sample rate being used by the software; options include Internal 32, 44.1, 48, or 96 kHz, or external S/PDIF. The latter must be used when bringing in signal via the S/PDIF inputs, which makes it somewhat surprising that this option isn't automatically selected when assigning the digital inputs to channels 3 and 4. When using the double-speed sample rate of 96 kHz (why no 88.2 kHz support?), the DSP functions of Direct Pro are disabled and no effects are available. Not every software package supports it, but if you haven't yet done any 96k recording, you may be pleasantly surprised at the extra "air" that it adds to the sound. The A/D converters in the breakout box are of sufficiently high quality to allow you to hear the difference. If you're doing work destined for release on DVD-Audio, you may want to begin entering this new territory. However, don't forget that there's a twin-whammy tradeoff of losing the onboard effects and generating much larger file sizes.

Howard Massey heads up On The Right Wavelength, an audio consulting company, as well as Workaday World Productions, a full-featured project studio. His latest book, *Behind The Glass* (Miller-Freeman Books), is a collection of interviews with record producers.



## Take Control of Your Room!

### London-14 Studio



- Europa Flutter Wall
- Scandia Scatter Blocks
- Orientique Washboard
- Australis Bass Trap

Face it. Most project studios and post-production rooms are built in typical rectangular rooms. You spend thousands of dollars on gear only to battle standing waves, flutter echo, and all the hash that makes it difficult to get a good mix. Battle no more.

Introducing Primacoustic. A new concept in broadband acoustical treatment that is easy to install, affordable, and has the look and performance of an architecturally designed studio.

Primacoustic is based on a modular concept whereby precision-cut acoustical absorbers are combined to resolve the four main problems common to all square rooms: The Europa Flutter Wall controls 'front to back' flutter and works with the Scandia Scatter Blocks to reduce standing waves. The Orientique Washboards reduce side wash and powerful primary reflections. The Australis Bass Trap is a corner wedge that tightens up bass and brings balance back into your room.

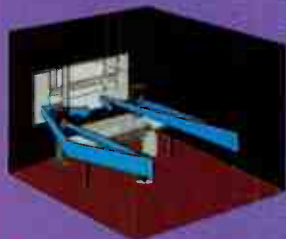
### Calling London for Under \$600\*

The London-14 is one of the more than dozen studio packages available. London combines all four acoustical systems into one affordable package (London Studios start at \$450\*). Other packages include the New York voice Over Booths, Rio Video Suites and Montreal Studios. With complete rooms starting at \$200\* - no other acoustical treatment is as affordable or so effective! We even include the glue.

For more information call Primacoustic and ask for a brochure, visit our web site, or go to your local pro audio shop.

Visit our web site to Take Control!

CIRCLE 92 ON FREE INFO CARD  
Visit us at NAMM - Booth # 6985




- **Europa Flutter Wall**  
Reduces 'front to back' echo, standing waves and monitor fold back. Over 28 creative patterns to choose from. Prices start at \$150\*.



- **Scandia Scatter Blocks**  
Affordable alternative to diffusion. Keeps room live and reduces standing waves. Over 12 creative patterns to choose from. Prices start at \$100\*.



- **Orientique Washboard**  
Absorbs primary reflections and side-to-side flutter. Six creative patterns to choose from. Prices start at \$80\*.



- **Australis Bass Trap**  
Effective down to 45Hz, tightens up bass and reduces smear. Can be used in corners or on walls. Priced at \$100\* each.

\*Suggested US retail price.

## TC ELECTRONIC

► continued from page 110

the amount defined by the Envelope Release Gain knob. Envelope Mode can be used to increase apparent sustain in a signal, add dynamic contrast, or for creative/expressive control. The Envelope mode can be triggered in three different ways: 1) using the incoming signal; 2) using the external sidechain input; or 3) off the sum of the incoming signal and the external sidechain input.

The values of the Envelope Attack Gain and Envelope Release Gain can be controlled from the front panel or via MIDI continuous controllers. The real creative control comes from tweaking the knobs, riding a control pedal, or automating continuous controllers from a sequencer while processing a signal.

### In Use

I used the Triple•C for a variety of applications including miked sources such as acoustic guitars, electric guitars, vocals, snare drum, bass drum, and miscellaneous percussion instruments. I also evaluated the Triple•C on bass guitar via a direct box and on a variety of sounds from my Kurzweil K2500S keyboard. I quickly discovered that the

Triple•C offers a lot more than simple dynamics control. This doesn't mean the Triple•C doesn't work very well as a standard compressor — it does — but when used in multi-band mode it becomes an even more powerful dynamics control and timbre-shaping tool.

On kick drum, with the Triple•C in multi-band mode, I was able to use the low band to shape the "body" of the drum sound and the high band to control the amount of "click" when the beater hit the drum. In another session, I tracked some vocal takes using a Rode Classic tube microphone, an Oram MWS preamp/EQ, and the Triple•C. I found this to be an ideal tracking setup as I was able to tweak for the best timbral and dynamic content. In this case, I used the Oram EQ to tweak specific parts of the vocal timbre while using the Triple•C for broader shaping and dynamics control. I was able to get significant compression on the midrange of the vocal without losing the bottom end or pinching the top end. I really liked the Soft-Lim feature, as I didn't find any instances where it was inappropriate to use and many where it saved a take.

I played around with Envelope Mode and a controller pedal on all sorts of signals. The results ranged from making a track more realistic sounding to making it really

bizarre. In one case, with a little practice, I was able to add some much-needed sustain to a bass guitar track. I also successfully added some dynamic fluctuation to a rather static synth bass track to make it more interesting. The really cool stuff happened when I MIDI-controlled the Triple•C from Digital Performer. Being able to automate parameters and edit them to perfection resulted in exactly the sound I wanted. This points out something about the Triple•C: It functions very well as a "plug 'n' play" compressor, but if you take the time to play with it and explore the many extras it offers, it can become a powerful expressive and creative tool.

### Conclusions

I was thoroughly impressed with the Triple•C for both tracking and mixing applications. It offers impeccable audio fidelity and I found it to be a powerful tool for dynamic control and timbral shaping. At its list price, the Triple•C certainly provides an outstanding value when you consider its immense flexibility. Its balance of functionality with ease of use and extended capabilities should find it a welcome place in many home and professional studios.

Rob McGaughey owns and operates Sound Sauna Studios in Pittsboro, Indiana.

# "All The Sound You've Never Heard"



Now with  
4th Generation  
Processing Engine

# BBE®

"The BBE can be a real life saver when dealing with poor quality source material, whether it be in film/video or broadcast production, mastering or tape duplication chains."

George Petersen  
MIX MAGAZINE



Tel: 714. 897. 6766 Fax: 714. 896. 0736 Web: [www.bbesound.com](http://www.bbesound.com)  
In Canada Please Contact Sounds Distribution Tel: 416. 299. 0665

CIRCLE 51 ON FREE INFO CARD

# Find Great Deals ...Online or On Your Desk.

Mics, Amps,  
Mixers,  
Speakers,  
Keyboards,  
DJ Gear,  
Video, Software  
and More!



Call for the best catalog  
in the business!

**800-356-5844**



**AUDIO • VIDEO • AV • LIGHTS**

608-831-7330 • Fax: 608-831-6330

8001 Terrace Ave. • Middleton, WI 53562



The Xpress order division of Full Compass.  
Call 800-476-9886 from 8 a.m. to 10 p.m. CST weekdays  
and 10 a.m. to 6 p.m. CST weekends!

Check  
[www.fullcompass.com](http://www.fullcompass.com)  
for the latest sales  
and closeouts!

Hotter tracks without  
losing dynamics

# Compression and the Art of Mastering

Dynamics processing (e.g., compression, limiting, etc.) for mastering is a hot topic. Although some engineers overcompress, giving a lifeless, dynamically unsatisfying sound, the reality is that cutting CDs with hot levels is the norm. If your music shows up in a pile of demos and sounds weak in comparison, you're in trouble.

Although I usually advise going to a pro mastering engineer for a major release, in some cases (like submitting demos or posting material on the Web) you might not want to go through the expense. Therefore, it's worth knowing enough about mastering to be able to master your material for non-critical applications.

For dynamics processing, some people think that all they need to do is buy something like a TC Electronic Finalizer, dial up a preset, and kick back. But the proper use of dynamics control requires analyzing the signal itself to determine the most appropriate type of processing.

## Revisiting Dynamic Range

Dynamic range represents the difference between the softest and loudest signal levels you can record. However, note the difference between *peak* and *average* signal level. For example, heavily distorted guitar has a very high average level, because the signal is clipped so that even "soft" passages end up being high-level. Conversely, a drum has a high peak level but low average level because of an initially high transient that decays quickly.

If you set the levels for a drum hit and shredded guitar chord so that their peaks both hit 0 (maximum level), the guitar will sound much louder because it has a higher average signal level.

The point of adding dynamics control during mastering is to raise the average signal level and produce a "hotter" signal, while keeping peak levels from distorting. However, there's a tradeoff: too high an average level kills dynamics, while too low an average level gives an anemic sound compared to music mastered at a higher average level.

## Tools of the Trade

Let's look at various ways to do dynamics processing:

### Limiting

**Basics:** This clamps all signals above a threshold to the specified threshold value (referenced to 0 dB). Everything below the threshold

remains unaffected.

**Why you'd use it:** This is most useful for audio having a low but consistent average level, and a few spiky peaks that hit 0. For example, suppose most of your peaks top out at -9 dB, but a few "rogue" spikes go to 0. If you set the limiter's threshold to -9 dB, it will clamp those

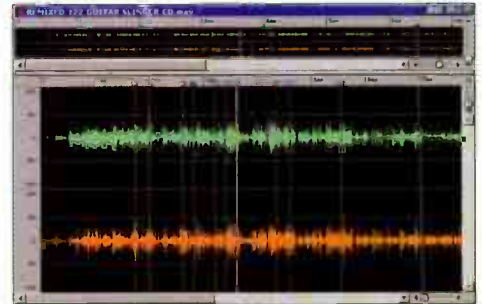


FIGURE 1: Using Steinberg's WaveLab to find the peaks in a tune.

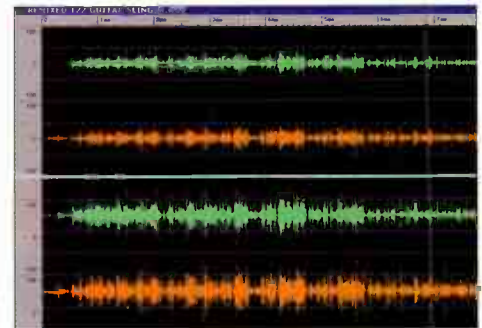


FIGURE 2: The uncompressed signal (above) is a good candidate for compression. Even though its peaks hit 0, note the relatively low average level. Setting a compression threshold of around 6 dB, with a fairly high ratio (10:1), produces the waveform shown below. The dynamics are still pretty much intact, but the average level is much higher.

rogue spikes to -9 dB. You have now recovered an additional 9 dB of headroom, which allows raising the gain or normalizing to a higher level.

**Drawbacks:** When used to clamp the occasional peak, limiters can give very unobtrusive dynamics control. However, attempting to use limiting to greatly increase average level can lead to a squeezed, unpleasant sound.

## Compression

**Basics:** This processes all signals above a threshold so that output signals increase at a lower rate as the input signal increases. For example, with 2:1 compression, making the input

CRAIG ANDERTON



# HOT CD-R COOL PRICE



Welcome to the new CDR830 BurnIT™, a studio quality HHB CD recorder for a lot less money than you might think. When it comes to sound quality, there are no short cuts, no gimmicks. The BurnIT uses precision 24-bit A-D converters, 24-bit Delta-Sigma D-A converters and an advanced laser assembly to deliver recordings of unrivalled accuracy.

It's easy to make copies from CD, DAT and MiniDisc via the SCMS-free digital inputs, and the BurnIT records on standard CD-R and CD-RW media.

You can even name your discs, tracks and artists with the BurnIT's CD Text facility. OK, so it's a hot CD-R.

But just how cool is the BurnIT's price?

Find out by calling an HHB dealer today and prepare yourself for a pleasant surprise.



HHB Communications USA LLC · 1410 Centinela Avenue, Los Angeles, CA 90025-2501, USA  
Tel: 310 319 1111 · Fax: 310 319 1311 · E-Mail: sales@hhbusa.com

HHB Communications Canada Ltd · 260 King Street East, Toronto, Ontario M5A 4L5, Canada  
Tel: 416 867 9000 · Fax: 416 867 1080 · E-Mail: sales@hhbcanada.com

HHB Communications Ltd · 73-75 Scrubs Lane, London NW10 6QU  
Tel: 020 8962 5000 · Fax: 020 8962 5050 · E-Mail: sales@hhb.co.uk

[www.hhbusa.com](http://www.hhbusa.com)



Where do **your**  
**dreams** begin?



### AAS DEGREES IN MUSIC PRODUCTION AND RECORDING TECHNOLOGY

- ANALOG AND DIGITAL •  
MULTITRACK TECHNOLOGIES
- 5:1 SURROUND • PROTOOLS •
- NEW MEDIA • MIDI • SSL •
- HARD DISK RECORDING •



**MUSIC TECH**

College of Music and Recording Arts

1.800.594.9500 [www.musictech.com](http://www.musictech.com)  
In Europe call +46(0)322.639211

CIRCLE 25 ON FREE INFO CARD



web music supply.com

CIRCLE 44 ON FREE INFO CARD

## INDUSTRY INSIDER

ANDERTON@MUSICPLAYER.COM

### CONCERNING NORMALIZATION

The caution about normalizing all tracks on a CD is valid, as there may be songs with varying average levels, and normalizing based on peak levels could make some songs appear drastically louder than others. However, these days my last step in mastering is to normalize all songs to 0.1 dB (this brings down the level just enough to make sure that a pressing plant doesn't interpret a string of 0 dB peaks as being "overs," thus causing it to reject the master). Then, I sequence the songs in Sonic Foundry's CD Architect, and listen to the tracks. If needed, I lower the level of songs that appear too loud compared to other songs.

If all the songs are okay, except one or two appear too soft, rather than lower the levels of the louder songs (I can't bring up the levels of the soft songs, because they're already normalized to their maximum possible levels), I'll go back to the soft songs and add 0.5 or 1 dB of loudness optimization. This isn't necessarily an ideal solution, but it gets the job done without causing too much disturbance to the time/money equation.

One other advantage of normalizing all cuts is if I need to submit an individual cut for a compilation CD or Web site, I needn't keep track of which ones were cut softer or louder.

signal 2 dB louder will only raise the output 1 dB. With 10:1 compression, raising the input signal by 2 dB will raise the output by 0.2 dB. Signals below the threshold usually remain unaffected.

*Why you'd use it:* This is ideal for making program material with a widely varying dynamic range more consistent. A good example would be mastering a live recording where a band does a soft *a capella* section, then blasts loose with a hot solo. Compression can appear to bring up the softer parts, while taming the louder sections. *Drawbacks:* Compressors are actually very complex to use, with many interacting parameters. (In addition to threshold and ratio, an attack control determines how long it takes for compression to kick in when a signal exceeds the threshold, and a decay control sets the time for the compressor to release after a signal goes under the threshold. There are also different types of compression curves and other variables.) As a result, just tweaking knobs without understanding what you're doing can do more harm than good.

#### Loudness Maximizers and Optimizers

*Basics:* These are related to compressors and limiters, but usually incorporate some sort of "smart" algorithm that maintains the illusion of dynamics better than traditional processors. Simply stated, they seem to squeeze the dynamic range variations into the top 10 dB or so of available headroom. That's enough to give a sense of dynamics, while greatly increasing the average level.

*Why you'd use it:* These boxes are ideal for dance tracks, because DJs don't want huge level variations between tracks. They're also great for mastering for the Web, because data compression algorithms (e.g., MP3, RealAudio) seem happier processing data with a restricted dynamic range. As to standard CD releases, they're seen as a "one-stop" solution to getting a hotter level on CD. If used carefully and appropriately, they can do just that.

*Drawbacks:* These processors are often misused to get hot levels at the expense of added distortion and dynamic range demolition. Also, they're not always the most appropriate solution for increasing average level.

#### The Right Tool For The Right Job

I like a natural sound, but because I do a lot of dance music, the mastering is expected to be really hot. However, each tune, each situation, is different. As a result, different program material works best with different "styles" of dynamics control.

#### Multi-Stage Dynamics Processing

Sometimes applying multiple instances of gentle processing works best. For example,

► continued on page 128

#### WEBLINK

Go to [www.eqmag.com](http://www.eqmag.com) to check out the difference between an un-mastered tune versus the same selection after undergoing some of the techniques mentioned in this article. In both cases, the peak levels are the same — the only difference is the average level change brought about by dynamics control.





# A Pre-Owned SSL Console

Hundreds Of Hits Already Produced.  
Thousands More Still To Come.



As the great studios of the world refit with new SL 9000 SuperAnalogue™ and Axiom-MT digital consoles, it's never been easier to buy a classic, pre-owned SL 4000.

Professional Audio Design is North America's exclusive factory-authorized supplier of pre-owned SSL consoles, each sold with a full warranty and on-site commissioning by our SSL-trained technicians.

Every console is prepared for sale in strict accordance with factory procedures and we can also undertake custom upgrades, expansions and reconfigurations to customers' requirements.

Professional Audio Design always has a wide choice of pre-owned SSL consoles in stock and favourable financing is available. Call today or visit our web site for a full list.

[www.usedssl.com](http://www.usedssl.com)

Professional Audio Design, 357 Liberty Street, Rockland, MA 02370 Tel: 781-982-2600 Fax: 781-982-2610 [info@proaudiodesign.com](mailto:info@proaudiodesign.com)

Keeping it cool online

## Fanning/Banning the Flames

About six months ago, *EQ* started their on-line discussion forums. I don't think anyone was prepared for the deluge of responses from readers and interested parties that has been taking place. I've only been hosting for a few months, but have found it to be a primarily rewarding experience. Now, I'm certainly not the world's foremost authority on *anything*, but during my 43 years in the trenches, I've certainly experienced a lot of good and bad situations. And I'm happy to share the benefit of those experiences with people who are interested in learning something — and who are interested in sharing their own experience and knowledge. My favorite moments, in fact, have come from questions I haven't even had a chance to reply to that were quickly and competently answered by other participants. I think that's the true beauty of the forums — we're a community where everyone is sincerely reaching out and helping each other via the Internet.

However, occasionally, the other shoe drops — it's only human nature. Debates develop, tempers heat up, people say some amazingly nasty things to others, and things careen out of control. Surprising? Hardly. But let's talk about it for a moment.

I've hosted a forum on AOL for about eleven years. It used to be open season on occasion. After all, there I was, online and unmasked, and everyone else involved had his or her "mask" on. Email gives people an enviable anonymity that can sometimes be used like a Klan sheet. Crosses can be burned on people's lawns and no one *really* knows who the culprits are. I have heated debates with rock writer Dave Marsh in print on occasion, but we both know who the other is. There's something inherently honest about that. But if somebody comes into a forum and anonymously starts flaming and heating things up, I think it's a counter-productive assault carried out under a pointed cyber-sheet. Everyone's entitled to their opinion — after all, this is America. But when the expression of that opinion gets nasty, becomes a personal attack, then it's time to take a step back and rethink. When it gets personal, *take it to private email*.

Recently, I hosted a Napster thread in my forum (big mistake). We all know from last month's column what my stance is on that

### WEBLINK

Have a question or comment for Al Kooper? Visit him online at the *EQ* Boards, [www.emad.com](http://www.emad.com).

subject. Well, my feelings and those of the opposition can easily reach a fevered pitch on that particular subject. Somebody baited me, and, being passionate about what I believe, I took the bait and stooped down to their level. It got incredibly ugly and personal. I kicked myself for losing my temper and thought it best to erase the thread and get that venom out of the forum as soon as I could. I apologized to all on the forum for losing said temper, and the protagonist, who had stated that he was out of there, came right back and stirred the pot up again. I recalled what I used to do in my AOL forum when things like this happened: I asked everyone to just ignore the flamer, and when they complied, he left, bored. I'm gonna suggest the same thing the next time something like this happens on my *EQ* forum; there's too much good being done there to let flammers take it down.

There are plenty of places to vent and rant on the 'Net on just about *any* subject under the sun. I refer you ranters to The Velvet Rope ([www.velvetrope.com](http://www.velvetrope.com)), the music-biz insider's forum, where the sharks feed on each other regularly. Let's hope we don't come to that here. Where else are you going to find experts of the caliber of George Massenburg, Chris Stone, and Roger Nichols (to name but a few) who will correspond with you one-on-one *for free*?

To conclude, I'm certainly not advocating censorship. If you wanna rant, at least take the sheet off your head and let us know who you are and what qualifications you have for your opinion and heated stance. Then, when it's appropriate, take it private and allow a terrific community to exist without unnecessary intrusions. Let's be professional.

There's no need for a cyber-recapitulation of Altamont; hopefully we've learned something since then — peace, love, and the dissemination of helpful information for the betterment of the audio community. Okay, you can turn off the John Phillip Sousa CD now and put Massive Attack back on. See ya next month. ■

AL KOOPER



visit us on the web at [www.samash.com](http://www.samash.com) or call

# 1-800-4-SAMASH

twenty-four hours a day • seven days a week

**Samash.com is the most complete source on the web for all the musical equipment you'll ever need at the best prices anywhere! It's like having a buddy in the music business!**



The largest selection of the hottest products all at the guaranteed lowest prices!

No other on-line/catalog retailer can offer you the incredible selection of musical instruments, pro audio and accessories like SamAsh.com. Our huge 70,000 square foot warehouse is packed with the latest and greatest from such leading manufacturers as Roland, Korg, Alesis, Yamaha, JBL, Crown, Mackie, Shure, Steinberg, Samson, dbx, Fender, and Gibson - to name only a few!

Our staff is filled with musicians who will make sure that you find exactly what you are looking for - at the lowest price available. For over 76 years guitarists have relied on Sam Ash for professional advice and service. We created SamAsh.com specifically for musicians that want Sam Ash style selection, price, service and expertise without



Every major brand, every top model - including some that you won't find anywhere else!

having to leave the privacy of their own homes.

Use your Sam Ash Credit Card and make no payments, pay no interest for six months on purchases of \$500 or more!\*

Call 1-800-4-SAMASH today

and get a copy of our 180-page full-color catalog featuring thousands of the latest products from all of the leading manufacturers - it's like holding a music store in your hands!



Acoustic, electric, bass - you name it, we got it! In-stock and ready to ship!



It seems that every new day brings a new dotcom music retailer claiming to have the best selection and the lowest prices. Who are these people and where do they come from?

Only SamAsh.com offers the benefits of over 76 years of service to musicians. The Sam Ash family is committed to delivering their world-famous selection, service and famous discounted prices to musicians on-line.

## The Guaranteed Lowest Prices

Everyone claims to have the lowest prices. But only SamAsh.com stands behind their claim with the industry's best price protection policy. Simply put, find a lower advertised price from an authorized dealer within 60 days of your purchase and we'll beat it.\*

**We Will Beat Any Price!**  
50/60 STATES/DAYS  
THE LOWEST PRICE GUARANTEED!

## The Best Selection

Our multi-million dollar inventory means the gear you want is always in-stock. And most orders are shipped out the very same day!

## Personalized Service

Your complete satisfaction is our only goal. That's why SamAsh.com gives you 45 days to make sure you are totally happy with your purchase.\* If you ever have a question, our call center is staffed by actual musicians, producers and DJs ready to handle any and all questions you might have regarding our products and services. If you are ever dissatisfied for any reason call (516) 932-6400 and an Ash family member will be glad to take your call.

**45 DAY SATISFACTION GUARANTEE!**

# samash.com

**The on-line musical instrument megastore!**

Get A FREE 180 Page Color Catalog!  
Call Toll-Free: 1-800-4-SAMASH

\*This interest-free guarantee requires approved credit. Call 1-800-4-SAMASH for complete details. Some restrictions apply on our return and price policies. Both are fully detailed on the inside of call 1-800-4-SAMASH for full details.

CRUISE AN ON FREE INTO CARD  
World Radio History

Good craftsmanship  
is good business

## Als ik Kan

Welcome to 2001 (the true millennium, for you hardcore Julian calendar fans out there). Over the holidays, I've been doing some reading, and one of the true-life characters I encountered has really captured my imagination. I'd like to introduce him to all of you as a sort of keynote for the New Year.

Gustav Stickley was a furniture maker and a leader of the Arts & Crafts movement. His original furniture is highly prized by collectors for its beauty, simplicity, and durability. The company that bears his name still strives to create pieces that exhibit these same values.

Stickley lived as he worked — simply. He had no lofty dreams about wealth, fame, or making a chair that was number one with a bullet on the Arts & Crafts Charts. Gustav Stickley was a *craftsman*. He stated his entire philosophy, in his native Dutch, on a label he placed on the underside of each finished piece. It read, "*Als ik Kan*," which means "the best I can." By adhering to this motto and making each piece the best he could on that particular day, Gustav Stickley became a master of both his craft and his business.

In any creative business, it's easy for people to succumb to complacency ("well, that's good enough for what they're paying me"), arrogance ("these clodhoppers don't deserve anything better"), or creative despair ("man, I'll never be as good as James Newton Howard"). It's especially tempting in a business such as music or recording, where the practitioners hold a specialized knowledge. But these attitudes are counterproductive, and therefore bad for business. You can't do your best work when you're comparing everything to your personal "Gods" or the truly *great* project you got to work on last month. The only way to approach a project, regardless of budget, time constraints, or the relative thick-headedness of a given client, is with Stickley's attitude. Always create simply the best you can.

You never know who is going to talk to who, how a project may come your way, or when today's no-budget gig will lead to next year's hooray-we're-going-to-Europe gig. Because of this, you want all the work you send out the door to be the best you can do. If you apply some of the principles of craftsmanship, your best will always lead to better.

### A Craftsman is Always Learning

You can always get better. Stickley never stopped studying and experimenting, and neither

should you. Read a book on mic placement. Spend an afternoon doing nothing but goofing with EQ settings on a bass guitar track. Attend a seminar about something you think you already know. If you come away with even one or two pieces of solid information from the exercise, you've achieved something amazing — you've gotten better at your craft, a feat accomplished by very few individuals in this world today.


### A Craftsman is Always in Service to the Customer

There's a buzzphrase in business circles these days — "exceeding customer expectations." Everybody is trying to do it, from AT&T to the

**THE ONLY WAY TO  
APPROACH A PRO-  
JECT, REGARDLESS  
OF BUDGET, TIME  
CONSTRAINTS, OR  
THE CLIENT, IS  
WITH STICKLEY'S  
ATTITUDE. ALWAYS  
CREATE THE BEST  
YOU CAN.**

pet store on the corner. Whole books have been written on the subject, but it can be expressed in a nutshell. Your clients expect something for their money: an experience, a finished product, a good feeling, something. If you fail to meet their expectation, you've lost a customer. If you meet it, they'll be satisfied. But if you exceed it, you'll amaze and delight them, and win their loyalty.

They may be perfectly happy with a recording engineer who says, "Well, if you guys are okay with that guitar sound, then let's call it a day." But they'll never forget the one who says, "I'm going to hang around here and try a cool idea I have for that guitar hook...now, you guys go get some food...bring me a cheeseburger." A true craftsman doesn't stop just because the



JIM BORDNER

customer is happy. A craftsman doesn't stop until he or she is happy.

### A Craftsman is Always Educating the Customer

We'd all love to work with clients and customers who trust our judgement, who solicit our opinions, and who are loyal to their relationship with us (and believe me, there's nothing *but* relationships in this business). You can help achieve all three at once by simply educating your customers. It's easy for us to guard our knowledge with language that sounds like a code to outsiders. Doctors do it, lawyers do it, pickpockets and grifters do it, and so do recording engineers. I've heard a hundred funny stories about engineers having duped their customers to avoid incorporating bonehead suggestions: playing back a mix from the two-track while pretending to raise and lower levels, silencing a client with meaningless double-talk, and

the like. I suspect that many of these stories are urban legend, but true or not, they exhibit an attitude that would be better left outside the studio door. Baffling a customer might make the engineer feel pretty damn smart in the short term, but what effect does it have on a customer?

Well, it makes them feel stupid. Nobody likes feeling stupid, and they don't like to go back to a place where they were made to feel stupid. Next time, they're going to talk to another engineer at another studio, and this person may take the time to explain, in simple terms, why he's doing things the way he does and why he feels that the customer's suggestions, while valid and taken seriously, aren't really the best approach. This guy will make them feel smart and involved in the process. And that's where they'll go the next time.

How many times have you heard someone say, "I have this great doctor," or "I know this wonderful mechanic?" What they're really saying is, "I know a guy who makes things clear to me and lets me make intelligent decisions based on the knowledge he shares with me." Share your expertise, translate it, bring your customers into the

process, and you'll build relationships that your competitors can't challenge.

### A Craftsman Works for the Love of the Craft

This is absolutely the only good reason to do anything in this shockingly brief life. Gustav Stickley loved the whole process of making furniture — measuring, cutting wood, sanding and polishing, watching the grain emerge under his hands. You have to love every part of the process to be a craftsman. I would guess that the great recording engineers would tell you that even they get a charge out of the simple act of threading up a fresh reel of two-inch tape.

That's how being a craftsman makes your business more solid and more profitable. Here in this glittering New Year, don't hamper yourself with odious comparisons. Just ask yourself if this piece of work, the one right in front of you, deserves the *Als ik Kan* label. It's good craftsmanship and good business.

Jim Bordner makes music, records audio, and studies the twisted anthropology of studio customers at Gravity Music.

#### WEBLINK

Have a question or comment for Jim Bordner? You can reach him at [jim@gravitymusic.com](mailto:jim@gravitymusic.com).

**GO HIGHER, GO WIDER!**

# PYRAMIX

VIRTUAL *Studio* 3.2

Everything from CD to DVD and SACD

Powered by MYKERINOS  
..... the most powerful PCI audio board  
..... on the market!

Find out more at [www.merging.com](http://www.merging.com)

CIRCLE 65 ON FREE INFO CARD

The long-awaited online  
music wake-up call

# From Here On Up It's All Downhill

(apologies to Walt Kelly)

JON LUNNI &amp; ALLEN WHITMAN

Sometimes it feels like the insanity will never stop. In an epoch where you can buy a CD through your cell phone (soon your Palm handheld — maybe even your palm!) and prices for storage media drop through the floor on a daily basis, it feels as if the deeper we investigate Internet audio the more it appears the same people are running everything. The year 2000 has seen many venture-capital-backed indie companies plucked up by large businesses, and others burn through millions of dollars until there's nothing left, their workable business model dangling somewhere in the future. The Big Five (perhaps soon Four) labels continue their cozying up to the Internet industry, injecting their money (and their will). Bertelsmann's "loan" of \$50 million to Napster for the development of a subscription model featuring BMG music is a perfect example.

This month we will depress and elate you. Recent Internet audio company downers will be balanced with displays of actual commonsense by the oft-times over-funded online music community. That sense of entitlement oozing from the pores of corporate "cybermusic" whores is finally washing off in reality's cold shower. It's the wake up call we've been anticipating.

First, let's talk about how the major labels have bitten the bullet. Streaming companies like Musicbank ([www.musicbank.com](http://www.musicbank.com)) and Streamwaves ([www.streamwaves.com](http://www.streamwaves.com)) are finally able to buy licenses to legitimately stream major label catalogs (i.e., the latest Mariah Carey and Sting releases can be legally listened to via Internet radio). EMI will license music to Streamwaves for their own subscription model (between \$10 and \$13 per month) set to launch at the beginning of 2001.

The above shows adherence to the "if you can't beat 'em, join 'em" business model. That and "duck and cover" are all the tools the techno- and bureaucrats seem to be using. It ain't easy sailing for Internet music companies right now. Tech stocks are way down and many companies are hemorrhaging cash or have simply tanked.

- Venerable Riffage ([www.riffage.com](http://www.riffage.com)), having already received large infusions of cash from BMG and AOL, is having a rough time. They need even more money and are considering selling themselves off. Who, other than an old-school, cash-heavy big label, is going to step up to the plate? Riffage recently spent one million dollars on a site redesign and another million buying the hundred-year-old Great American

Music Hall in San Francisco. Reports from the frontline are: Web operations remain a far third in revenues, well behind 1500 Records (their acquired private indie label) and the live venue. The FezGuys never really cared for the domain name (c'mon, man: "riffage"...like..."Dudel") but wish them the best.

- Emusic ([www.emusic.com](http://www.emusic.com)) has been making overtures to Napster ([www.napster.com](http://www.napster.com)) regarding illegal sharing of Emusic-copyrighted material. Rebuffed in their negotiation attempts, Emusic is now claiming Napster has "forced" them to report offenders. They'll use a 'bot to find 'em, an email to warn 'em, and 24 hours later demand Napster remove 'em if those files are still being shared. In spite (or because) of this frantic proactivity, Emusic's stock remains bottomed out.

- Online indie distribution company The Orchard ("A Place To Grow" — [www.theorchard.com](http://www.theorchard.com)) has pruned staff and owes tens of thousands of dollars to employees and artists.

- Independent label Platinum Entertainment is selling all its assets and filing for bankruptcy — it was probably that horrid domain name for their Web site: ([www.heardon.com](http://www.heardon.com)).

- Once proud Artistdirect ([www.artistdirect.com](http://www.artistdirect.com)), valiantly attempting to staunch the bloodletting, has dumped 12 percent of its staff and more layoffs are expected. The company had been blissfully burning through \$10 million a quarter. Of course, it still has \$97 million in cash, so anything's possible. How about one last megalithic party?

- Punch-drunk but still standing, MP3.com ([www.mp3.com](http://www.mp3.com)) has settled with the last of the Big Five record labels. That's a total caveat of about \$170 million to mollify the plaintiffs and pay the lawyers. Of course, MP3.com probably still has a cool \$100 million in the bank. Maybe *they'll* buy Riffage. Probably not, because labels that have already settled with MP3.com still have the right to come back and collect more damages. This raises the possibility of the defendant's dissolution into bankruptcy, which means, of course, that no one gets paid. And so MP3.com has suddenly added a retired judge who specializes in intellectual property rights cases to its corporate board! Smart thinking.

The online music flash-in-the-pan is in danger of becoming cold, curdled grease. Most everybody's finally stopped screaming "There's gold in them thar hills!" Of course, this is all good news. Realistic business models and realistic expectations can now take their rightful place. One potential downside here is cool indie sites being bought by profit-minded suits, branding kept, and brain trust fired. Once again the big guys can own the space by simply waiting to get a good deal to buy the intrepid trailblazers. Think Microsoft strategy: the Law of Attrition. But we're not bitter about it! "Always look on the bright side of life...."

Now, let's take some questions....

### Questions!

Can you explain how, if Napster is free, no fees or nuttin', how does it generate any money? Who pays for the servers/electric bill? The guy who "invented" it sez he quit school to "run the company." Who pays his salary? How can it exist as a company with stocks etc. if it doesn't really exist? —Steve

### WEBLINK

Have a comment or question for the FezGuys? Visit [www.fezguys.com](http://www.fezguys.com).

Steve — You've hit upon the essence of this era of online music! Napster, the technology, is a small app that a college student developed in his spare time for the hell of it and released to anyone and everyone. It works without money or sales because everyone simply donates the disk space on their hard drives to share and share alike. As to Napster, the company, with payroll, etc., well, it's called "investment." People with money to burn offer some (for operational costs and frequent trips to music conferences) to a bunch of heads who are attempting to turn a free tool into a profitable one. Whether or not it'll work depends on an infinite number of variables including, to a large part, luck. If Napster, the company, runs out of money and they can't get any more, then employees will migrate to the next company and the investors will own what's left, including the name and the technology. A fire sale will ensue. Isn't the free market cool?

I need some advice. My dream is to own a record label; I've done a lot of songwriting and a little producing, but my two big questions are how do I get my foot in the door, and how do I keep my beautiful ship of artists from sinking? Would I need to start my own Web site? —John

John — You can't get your foot in the door without first putting your boots on. Do this by playing live as much as possible. You can't keep your artists' ship afloat if they aren't naturally buoyant. Let them sink and go find someone else who already knows how to float. You've got enough work to do just taking care of your end. Remember, the music comes first and then the Web site. Take advantage of free upload sites (IUMA, MP3.com, Riffage, etc.) to create simple but useful Web pages for your music, bio, and tour dates. Your local dialup ISP account probably includes some Web space. You can play with it to create a more personalized site for your band. Also remember to register your band's domain name.

When are we Mac users going to see a Mac version of Shoutcast? I saw a version for OS X, but in an attempt to download, it could not find the file. I'd like to see a pre-OS X version as I'm not ready to jump on the OS X bandwagon. —Sean

Sean — We feel your pain, but the only way to get some love is to ask the folks who develop Shoutcast when (and if) they plan to

► continued on page 130

## ADINDEX FOR FAST AND EASY INFORMATION. USE THE READER RESPONSE CARD IN THIS ISSUE

PAGE	BRAND	INFO#	PHONE#
44	BTH STREET MUSIC	74	800-878-8882
76	ACOUSTICS FIRST CORPORATION	1	804-342-2900
76	ACOUSTICS SCIENCE INC.	77	800-272-8823
11	ALESIS	72	800-525-3747
91	ANTARES AUDIO TECHNOLOGIES	4	831-461-7800
106	APPLIED RESEARCH TECHNOLOGY	64	716-436-2720
97	ARTISTPRO.COM	78	707-554-1935
107	ASHLY AUDIO	83	716-872-0010
75	AUDIO-TECHNICA	XX	330-686-2600
132-135	BGH PHOTO	69	212-239-7500
77	BEHRINGER SPEZELLE STUDIOTECHNIK GMBH	2 ON 49	254 9206 232
37	BEYERDYNAMIC	3	800-293-4463
113	BITHEADZ	84	888-870-0070
115	CABLETEK	92	604-942-1001
96	CANG LABORATORIES	90	800-224-4123
39	CARVIN	5	800-854-2235
42	CONSERVATORY OF RECORDING ARTS & SCIENCES	6	800-562-6383
50	COUNTRYMAN ASSOCIATES	7	650-364-9988
73	CREAMWARE DATENTECHNIK GMBH	8	604-435-0540
131	D.W. FEARN COMPANY	46	610-793-2526
98	DIGIBIO	91	800-443-7940
13	DIGIDESIGN	9	800-333-2137
42	DISC MAKERS	10	609-663-9030
131	DISCOUNT DISTRIBUTORS	47	800-346-4638
67	DPA/TGI N.A.	11	519-745-1158
48	EARTHWORKS	12	603-654-6427
41	ELECTRIX	20	250-544-4091
109	ENTERTAINMENT TECHNOLOGY NETWORK	XX	212-378-0400
19	EVENT ELECTRONICS	88	805-566-7777
38	FIVE TOWNS COLLEGE	13	631-424-7000
111	FOCUSRITE	16	800-333-2137
103	FOSTEX	79	562-921-1112
117	FULL COMPASS	14	800-356-5844
95	GENELEC INC.	89	508-652-0900
129	GRACE DESIGN	86	303-443-7454
92	GRANDMA'S MUSIC	63	800-444-5252
92	GREAT RIVER ELECTRONICS	17	651-455-1846
15	HAFLER	18	480-517-3078
119	HHB COMMUNICATIONS LTD.	19	310-319-1111
41	IVL TECHNOLOGIES LTD.	20	250-544-4095
56-57	IZ TECHNOLOGY CORPORATION	22	604-430-5818
71	JBL PROFESSIONAL	27	818-894-8850
82-83	JOEMEKE/PMI AUDIO	70	877-563-6335
2	KORG	21	516-393-8530
31	KRK SYSTEMS	85	714-373-4600
43	KURZWEIL	30	800-421-9846
45	LEXICON	75	781-280-0300
38	LYNX STUDIO TECHNOLOGY, INC.	55	949-515-8265
3, 61, 93	MACKIE DESIGNS INC.	23, 24, 35	800-258-6883
99	MANLEY LABORATORIES, INC.	31	909-627-4256
148	MARK OF THE UNICORN	36	617-576-2760
131	MARKETEK VIDEO SUPPLY	50	800-522-2025
63	MARSHALL ELECTRONICS	59	800-800-6608
125	MERGING TECHNOLOGIES	65	847-272-0500
55	MIDMAN/IM AUDIO	40	800-969-6434
120	MUSIC TECH	25	612-338-0175
47	MUSICIAN'S FRIEND	76	800-776-5173
74	NEATO	26	203-466-5170
49	PEAVEY	28	601-483-5365
121	PROFESSIONAL AUDIO DESIGN	45	781-982-2600
50	RANE CORPORATION	58	425-355-6000
8-9	ROLAND/MI	29	323-890-3700
128	ROLLS CORPORATION	32	801-263-9053
16	ROYER LABS	33	818-760-8472
123	SAII ASH	48	516-932-6400
84-85	SAMSON TECHNOLOGIES	80	516-364-2244
101	SEK'D AMERICA/HOHNER MIDIA	34	800-330-7753
147	SENNHEISER	93	860-434-9190
51	SHURE, INC.	49	847-866-2200
27	SONIC FOUNDRY, INC.	37	608-256-3133
65	SONOMIC	38	212-677-6300
25	SONY ELECTRONICS	XX	800-635-7669
89	SOUNDCRAFT USA	39	800-255-4363
131	STEDMAN	71	888-629-5960
29	STEINBERG N.A.	52	818-678-5100
7	STORAGE CASE TECHNOLOGY	41	714-438-1848
21, 90, 98, 95	SWEETWATER SOUND	42, 53, 54, 82	800-222-4700
105	SWITCHCRAFT	81	773-792-2700
88	TANNODY/TGI N.A.	43	519-745-1158
17, 35	TASCAM/TEAC AMERICA, INC.	60, 61	323-726-0303
21	TC ELECTRONIC	73	805-373-1828
21	TC HELICON	73	805-373-1828
33	WAVES, INC.	66	865-546-6115
120	WEB MUSIC SUPPLY/BIG DUDES MUSIC/44		816-931-4638
81	YAMAHA CORP. OF AMERICA	62	714-522-9000



## LEARN the ART of RECORDING®

You can get the practical, real-world skills needed to successfully start your career as a recording engineer or producer. For 29 years, thousands of students from the US and around the world have started their career at the Recording Workshop.

- The Original since 1971
- 2 Month, 300+ hrs Training
- 8 Studio Facility
- Very Affordable Tuition
- Latest Equipment
- On-Campus Housing
- Hands-On Training
- Job / Internship Assistance
- 3-6 Students per Class
- Financial Assistance

Contact us for a Free Brochure

**800-848-9900**

[www.recordingworkshop.com](http://www.recordingworkshop.com)



**RECORDING WORKSHOP®**

Outside USA: 740-663-2544  
 Fax Machine: 740-663-2427  
 email: [info@recordingworkshop.com](mailto:info@recordingworkshop.com)  
 455-Q Massieville Road  
 Chillicothe OH 45601

© Ohio State Board of Proprietary School Registration #80-07-06967

CIRCLE 93 ON FREE INFO CARD

## INDUSTRY INSIDER

► continued from page 120

I'll typically apply some light limiting — 1 to 3 dB — to tame the biggest peaks, then normalize up to 0 dB (see sidebar). That produces a much hotter track, but the dynamic range remains virtually intact. WaveLab has a useful feature that can analyze a signal, then place markers at the most prominent peaks (fig. 1). If there are only a dozen or so "rogue peaks" in a tune, limiting is a great way to make the tune hotter without losing dynamics.

Next, adding a few dB of loudness optimization will make the track really

"pop." Be sparing, though. If the program indicates that it's possible to increase the overall level by 7 dB without distortion, I'll go for 3 or maybe 4 dB max. Between those dB, and the typically 2–3 dB recovered by limiting, I'll end up with a track that's 5–7 dB hotter than the original mix — that's a lot — but it still has dynamics.

That's usually where I like to leave a track. Some clients, though, want things even hotter. For the final *coup de grâce*, I'll add a slight amount of overall compression (e.g., threshold of –2 dB, and a compression ratio of 3:1). This gives just enough of a snap to make them happy.

## Compression: Fixing it in the Mix

Sometimes a mix will not turn out quite right — there may be too many level variations, or some drum hits might come on too strong. The obvious answer is to do another mix, but this is not an ideal world, and often time or budget constraints work against making every little tweak.

Here, compression can be a savior by producing a more uniform-sounding mix (fig. 2). Again, don't go overboard; setting a threshold around –3 to –6 dB and a ratio of 1.5:1 or 2:1 might be all that's needed. Once that's accomplished, a little loudness optimization can heat up the levels.

## All You Need is Loud

Now suppose you've produced a mix where you used some compression on individual tracks, so there aren't any wild transients, and the mix is uniformly great...but you just want a hotter level. This is a case where all you might need is some loudness optimization. Dial in a few dB, and you're ready to go.

Well, that's enough for now. Just remember that, despite the hype, there is no "one size fits all" dynamics processing solution for mastering. Always choose your processing on a case-by-case basis for the optimum combination of hot signal and dynamic range.

Craig Anderton, creative director for MusicPlayer.com, is also the author of *Multi-effects for Musicians* (AMSCO). His song "What Are You Waiting For?" was recently remixed for a European compilation CD.

## ROOM WITH A VU

► continued from page 31

in a musical and cohesive way. Synth-wise I have the most fun with my Nord Rack 2 — I think everyone ought to have at least one synth with buttons! I'm a big fan of the Lexicon Studio Core32. Although it hasn't been a huge marketing success, the unit has excellent features and sound."

**PRODUCTION NOTES:** Ostwald concludes:

"When we built the studio I ran PVC pipes through the walls and ceiling to the house. There's wiring in the pipes for microphone, phones, video, and ethernet connections, so the studio is tied into the main house where I have my Yamaha C7 grand piano and a remote overdub room. With all the sequencing and programming going on, I always find it very refreshing to set up the band and record live — it's a blast! I can have live drums in the studio room, keys and bass in the control room, and a live percussionist, horn player, or vocalist in the remote room." ■



So go to our page:

[www.rolls.com](http://www.rolls.com)

There you'll find detailed info on all Rolls products including pictures, specification data sheets, even owners manuals.

**ROLLS CORPORATION**  
5968 South 350 West  
Salt Lake City, UT 84107  
(801) 263-9053 • FAX (801) 263-9068  
email: rollsrfx@rolls.com

CIRCLE 32 ON FREE INFO CARD



## ACROSS THE BOARD

► continued from page 146

### From Disk to Disc

Basically I think that two things need to happen before tape is dead. First, optical disc technology needs to improve by a couple orders of magnitude. There's a new technology called FEM recording that's based on photo-luminescence. This technology allows 100–200 gigabytes to be recorded on a single DVD-type disc. DVDs are less susceptible to damage from travel and storage than tape or hard disk. Second, we need updates in software to allow multiple time stamps of data so that once a region has been positioned in the desired location, a local time stamp (in addition to the original time stamp) will assure that a region that was accidentally moved can be repositioned with a purposeful click of the mouse.

Until optical technology catches up and spawns inexpensive DVD-based multitrack recorders, tape machines such as DA-88's and ADATs will remain the medium of choice for most project studios throughout the world. Tape still allows digital recording technology for a massive amount of album product that is released every year.

I get projects to mix from South America

frequently. Twenty percent of the projects I receive are on DA-88 tapes, 65 percent are on ADAT tapes, and 10 percent are Pro Tools files on CD-ROM. None are sent on hard disk or reel-to-reel multitrack formats. In Caracas, there are many small project studios with one ADAT machine. Producers move around from studio to studio with their ADAT tapes. Recording a guitar here, a horn section there...and once in a while they have to go to a larger studio to make more slave tapes so they can continue to record overdubs in project studios that only have one or two ADATs to work with. These machines get lots of work, too. When I was in Caracas last year, it was very hard to find an ADAT machine with less than 8,000 head hours. The hour meters on most of the machines I saw were pegged at 9,999 hours. That is a lot of music.

### Project Update

I have been upgrading my little studio, and have been working in other project studios in Florida.

I just finished mixing an album in a project studio in the Tampa area. The artist was Gumbi Ortiz, a percussionist. The producer was Dan O'Brien. I mixed on a MOTU 2408 setup with Digital Performer. Some of the mixing is done with the volume automation

in Digital Performer, and then stems are sent out to a Panasonic DA-7 where they are combined and sent to an Alesis Masterlink. The studio has two isolation booths for overdubs when necessary.

I helped an artist/producer named Ariel Remos finish up his album. His Miami project studio is Pro Tools monitored through a Mackie analog console. Recording is done through external mic preamps directly into Pro Tools. The console is just for monitoring and all of the mixing is done in Pro Tools.

My studio has added a pair of Mackie HDR 24/96 recorders and a Sony DMX-R100 console. I have been dumping projects into Pro Tools from my six ADAT M-20 machines. I then mix in both Pro Tools and the Sony board. I use plug-ins in Pro Tools and use the volume automation for vocal rides and such. Each track is then fed to the Sony for EQ and reverb sends. From there the mix is printed on Alesis Masterlink.

Life is good, but new equipment makes it even better. ■

### WEBLINK

Have a question or comment for Roger Nichols? Visit him online at the EQ Boards, [www.eqmag.com](http://www.eqmag.com).

## MODEL 101

microphone preamplifier



- \*fully balanced, transformerless design
- \*fast, musical transimpedance architecture
- \*10-60dB gain with 10dB trim control
- \*extended gain ribbon mic input available
- \*high Z instrument input
- \*75Hz high pass filter
- \*48V phantom power
- \*MSRP \$699.00

high fidelity by

# GRACE DESIGN

po box 204 boulder CO 80306 tel 303.443.7454 [www.gracedesign.com](http://www.gracedesign.com)

Presenting the model 101, a single serving of the critically acclaimed Grace Design microphone preamplifier circuit. This compact, affordable module is designed to transform plain project studio tracks into stellar, high-fidelity recordings.

We proudly used the same amplifier architecture of the venerable model 801, preserving its untouchable technical specs and purebred sonic performance. Then we packaged it to be priced within reach of any recording engineer or studio.

Regardless of budget, the Model 101 is an invaluable tool for any recording setup. With an integrated high impedance 1/4 inch input, the model 101 is the ultimate DAW input tool.

Whether using it on your favorite large diaphragm condenser mic or plugging in an acoustic guitar, the model 101 will help you achieve results previously available only to big budget studios and Grammy winning engineers.

CIRCLE 86 ON FREE INFO CARD

## PARTY IN PARADISE

► continued from page 67

All I did for this record was to play a tune and say, "How do we want to cut this?" We let it organically develop and then we recorded it. The smart thing we did this time was to rehearse for a week. We went to The Alley and rehearsed 18 tunes, two or three times each, and then had a couple of days to think about them. Then we went directly into the studio and when I said, "Let's do 'Penguin In A Palmtree,'" everybody knew what I was talking about, instead of working it out in the studio. It made a big difference, because I wanted to put a set together and go in and play it. We had a list of songs and we just went in order. We'll sequence the album later after we've had time to think about how the songs fit together.

**I was impressed at how briskly things moved along when typically, over the years, sessions have gotten slower.**

**Nash:** Well, people get lazy. When I was recording with The Hollies we cut our first album in an hour and a half. The entire record. We set up our instruments, then we did our two 45-minute sets. We played the set right through. We knew what we were doing, because we'd been doing it for a couple of years. We took the best of both sets and that was the first album.

**Do you remember the studio?**

**Nash:** Sure, Abbey Road.

**Is it true that The Hollies was the only group that had more hits in England than the Beatles?**

**Nash:** It's very possible, but you have to realize that The Beatles stopped in 1967. We kept rockin' right on through. We did have an enormous amount of hits — I think it was 18 Top Ten hits. We were very big, and we were a good, popular group. Not very profound, but who was then except for The Beatles and Dylan?

**Do you have any thoughts for young people thinking about a career in music?**

**Nash:** The only thing that kept me alive, that kept me moving forward, that kept me on the ball, is a love for what I do. I don't want to get heavy-handed, but there's a great responsibility as a musician to write true music, meaning that it comes from within your soul, something that you truly feel. I spent many years not doing that and I love those years, but regret them at the same time. I realize it was part of the growth process that brought me to the point where I am right now.

**Well, I can't think of anything else to ask.**

**Nash:** Good — let's go get some lunch. ■

## DARYL KELL

► continued from page 54

The best thing was the personnel involved. The director really understands music, so it was a pretty good collaboration between he and the composer [Edward Shearmur]. That makes it nice compared to projects where the director is unsure as to what he wants.

**What gear do you normally use?**

Most editors own their own gear since you can set it up so that it's the same every time, which you can't really do with rental gear. I basically use a Mac G4 with [Digidesign] Pro Tools and [Mark of the Unicorn] Digital Performer software. I use Digital Performer for scoring sessions for clicks and steamers and to play back any pre-recorded audio tracks. I'm sure other sequencers do exactly the same thing and would work as well, but most of the composers I work with use Digital Performer, so it's easiest to just stay with it. I also have a Mackie LM3204 and a couple of Genelecs for my personal monitoring purposes. For picture I use a MiroMotion card for video capture. At this point I still receive a tape and digitize it, but that's already changing in that you can now receive just a QuickTime file. The tape step will be gone pretty soon.

My system gets moved around and plugged into whatever console is being used on the dub that I'm on. We now have the technology to not lose any generations from the initial recording of the orchestra right through mixing and dubbing. For *Charlie's Angels*, the orchestra was recorded onto a Euphonix R-1, then we came out of a Euphonix System 5 digitally into Pro Tools when it was mixed. Although there wasn't a digital console on the dub stage, theoretically you can stay digital from when it gets recorded up until when it reaches peoples' ears in the theaters. That would be the first time there would actually be an analog conversion.

**What's the most difficult part of your job?**

The time period leading up to the scoring sessions is the most hectic and needs the most organization. Once things are recorded and the project is in transition to the dubbing stage, then the biggest problem is trying to keep up with the picture changes. You try to keep the files of the scoring session up to date with the most current picture, but sometimes it's already been orchestrated when the changes come in. On a whole, organization and preparation are the hardest parts.

---

Bobby Owsinski is a surround mixer and DVD producer, and the author of *The Mixing Engineer's Handbook* and *The Mastering Engineer's Handbook*.

## FEZ GUYS

► continued from page 127

produce a Mac version. Get your friends who also want a Mac version to email them. Show Shoutcast there's a demand. That will help them prioritize your request. By the way, we assume you're talking about the server component, as there are several MP3 players out there for the Mac that play Shoutcast streams (Audion, Macast, etc).

*What's the technology used to auto-start sound on homepages? Is it simply Java applets plopped in? Will Javascript do the same? Or am I so far behind that I should just go pickup my Sigma acoustic bass and pass the time away? —Peter*

Peter — There's lots of ways to start audio playing as soon as a fan brings up your Web site. Macromedia flash easily embeds MP3 audio in a page, and most browsers (certainly Netscape) can play WAV files with the EMBED tag, also. Javascript can be used to automatically pop up new windows with music in them, too. But wait...take a moment and ask yourself this question: Do people really want music to start playing when they arrive at a site? Here are the FezGuys's Top Five reasons to avoid embedding music on your home page:

1. Most people are already listening to their own music and when yours mixes in it's instant cacaphony.

2. It may require software that users don't have installed. This would result in a warning message — not a good first impression!

3. Many users are still connecting with dialup modems. Including music in your home page will take much longer to load — also not a good impression!

4. After clicking on one link, clicking "back" on the browser restarts that same audio clip over again from the same place, often delaying the time until your visitor can click on another link.

5. It's simply not expected and can be jarring.

Visiting your site should be easy, quick, and pleasant. We encourage you to incorporate all sorts of features into it, but try to place them where people know what to expect. Offer links to this information by using helpful messages along the lines of: "Click here to see a cool multimedia display of our music video!" or "Check out our music in our interactive jukebox!" It's an aesthetic choice only you can make. Choose wisely.

---

Stop by [www.fezguys.com](http://www.fezguys.com), we might be of use.

# The Case Specialists



Flight cases for guitars, pedalboards, mixers, drums, rackmount equipment, keyboards, DJ equipment, etc.

Call for quotes and FREE catalog

Discount Distributors  
800 346-4638

In New York, 631 563-8326  
www.discount-distributors.com

CIRCLE 47 ON INFO CARD

## SALE! PLUS FREE ADHESIVE!

### MARKERFOAM™ ACOUSTIC FOAM GIANT 54" x 54"




Immediate Shipping

2" Reg. \$29.95 Now \$19.99 • 3" Reg. \$39.95 Now \$29.99. **KILL NOISE QUICK!**

High performance, super high density Markerfoam, EZ mount. Blue or gray. Super-effective sound absorption proven in studios worldwide. Markerfoam offers superb value & looks professional. Request Foam Buyers Guide, specs & free samples today.

### MARKERTEK JUMBO SOUND ABSORB BLANKETS



Heavy-duty 72"x80" padded blankets absorb sound wherever they're hung or draped. Fabulous for stage, studio and field use. Top professional quality at a super saver price! Weight: 6 lbs. Black: \$19.99

### MARKERTEK BLADE TILES™ HIGH PERFORMANCE - LOW, LOW COST!!!

America's best acoustic tile value only from MarkerTek!

\$3.49 per tile, 16"x16"x2", charcoal or blue  
\$4.49 per tile, 16"x16"x3", charcoal or blue  
\$5.49 per tile, 16"x16"x4", charcoal



### MARKERSTIK™ FOAM ADHESIVE

FREE with any foam purchase in this ad! Limited offer. A \$4.00 per tube value.



### SONEX

All the colors, styles and sizes plus great prices!

**FREE**

America's most unique catalog featuring 328 pages of over 16,000 exclusive and hard-to-find supplies for Pro Audio, Broadcast Video, Audio Visual & Multimedia production.

## MARKERTEK® VIDEO SUPPLY

4 High St., Box 397, Saugerties, NY (USA) 12477  
800-522-2025 • Fax: 914-246-1757 • www.markertek.com

CIRCLE 50 ON INFO CARD

DON'T MISS THE FEBRUARY ISSUE! THE DEADLINE IS JANUARY 3RD AND YOUR AD COULD BE HERE... CALL CHRISTINE VELA AT 631.547.1180

Anyone who has heard it knows ...



### VI-2 Dual-Channel Vacuum Tube Microphone Preamplifier

(VT-1 Single-Channel also available)

**D.W. FEARN**

HAND-CRAFTED PROFESSIONAL RECORDING EQUIPMENT

610-793-2526  
(Fax 610-793-1479)

PO Box 57 • Pocopson, PA • 19366 • U.S.A.

www.dwfearn.com

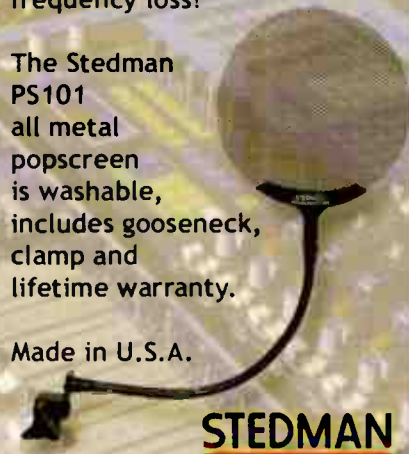
CIRCLE 46 ON INFO CARD

## ELIMINATE POPPING P's

The first truly professional popscreen without high frequency loss!

The Stedman PS101 all metal popscreen is washable, includes gooseneck, clamp and lifetime warranty.

Made in U.S.A.

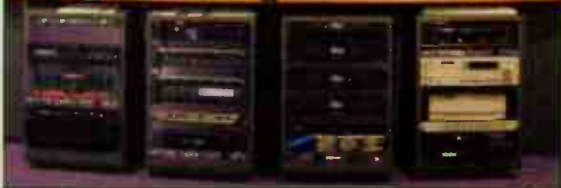


**STEDMAN CORPORATION**

1-888-629-5960

Website: www.stedmancorp.com

CIRCLE 71 ON INFO CARD



## **420 Ninth Ave.**

*Between 33rd & 34th Streets,  
New York, N.Y. 10001*

*Store and Mail Order Hours:  
Sun. 10-5, Mon. thru Thurs. 9-7  
Fri. 9-1, Sat. Closed*

*For Orders Call:*

**800-947-5518**  
**212-444-6688**

*or FAX (24 Hours):*

**800-947-9003**  
**212-444-5001**

*On the Web:*

***www.bhphotovideo.com***  
*We Ship Worldwide*

**Come Visit  
Our Superstore**





# "THE PROFESSIONAL'S SOURCE"

FOR ORDERS CALL: **800-947-5518**  
 212-444-6688  
 OR FAX (24 HOURS): **800-947-9003**  
 212-444-5001  
 420 Ninth Ave. (Bet. 33rd & 34th St.) New York, N.Y. 10011

**MOST ORDERS SHIPPED WITHIN 24 HOURS**  
**OVERNIGHT SERVICE AVAILABLE**  
 www.bhphotovideo.com


## HARD DISK RECORDING

B&H offers a wide selection of hardware, software and essential peripherals for every aspect of computer based audio and MIDI production. We can custom configure a complete Digital Audio Workstation for you based around Apple Power Mac G4 or Windows / Intel Pentium III based computer systems.



### DIGI001 Digital Audio Workstation For Mac And PC

A completely integrated digital recording, mixing and editing environment for the Mac and PC, the DIGI-001 offers a 24-bit multi I/O breakout interface along with Pro Tools LE software—based on Digidesign's world renowned ProTools software. The DIGI-001 interface features 18 simultaneous I/Os made up of 8 analog inputs and outputs—two of the inputs are full featured mic preamps with phantom power, and digital I/O including standard S/PDIF as well as an ADAT optical interface that can also be used as a S/PDIF I/O. ProTools LE supports 24 tracks of 16 or 24-bit audio and 28 MIDI tracks and also features RealTime AudioSuite (RTAS) effects plug-ins. For ease of use, MIDI and audio are editable within the same environment and all mixing parameters including effects processing can be fully automated.



- FEATURES—**
- 18 simultaneous, 24-bit ins and outs with support for 44.1 and 48 kHz sample rates
  - 20Hz - 22kHz freq. response ± 0.5 dB
  - 2 channel, XLR mic/1/4" line inputs with -26 dB pad, 48v phantom power, gain knob, and HP Filter at 60Hz
  - 6 ch line inputs (1/4" TRS balanced, unbalanced w/ software controlled gain)
  - +4dB balanced 1/4-inch Main outputs
  - Balanced 1/4" monitor outputs with front panel gain knob
  - 1/4-inch unbalanced line outputs channels 3-8
  - Headphones output with independent gain control knob
  - 2 channel S/PDIF coaxial digital I/O
  - 8 channel ADAT optical I/O can also be used as 2 channel optical S/PDIF

- Two plug-in platforms offer multiple options for effects processing—Real-Time AudioSuite (RTAS) is a host-based architecture that allows an effect to change and be dynamically automated in real-time as the audio plays back. —AudioSuite is a file-based format, that renders a new file with the processed sound
- Bundled RTAS plug-ins include, 1 and 4-band EQ, Dynamics II-compressor limiter, gate and expander/gate Mod Delay - short, slap, medium, and long delays with modulation capabilities for chorus ar flange effects and dither. AudioSuite plug-ins include Time Compression/Expansion Pitch Shift, Normalize, Reverse.

- Pro Tools LE**
- Supports 24 tracks of 16 or 24-bit audio and 128 sequence MIDI tracks
  - Sample-accurate simultaneous editing of audio & MIDI
  - Real-time digital mixing capabilities include recall of all mixing parameters, support for edit and mix groups and complete automation of all volume, panning, mute, and plug-ins.
  - Route and mix outboard gear in real-time
  - MP3 and RealAudio G2 file support (Mac)

- MIDI Functions**
- MIDI functions include graphic controller editing, piano roll display, up to 128 MIDI tracks and editing options like quantization, transpose, split notes, change velocity and change duration.
  - MIDI data can be edited on the fly



### MOTU AUDIO Hard Disk Recording Systems

The MOTU Audio System is a PCI based hard recording solution for the Mac and PC platforms. At the heart of the system is the PCI-324 PCI card that can connect up to three audio interfaces and allows up to 72 channels of simultaneous I/O. Audio interfaces are available with a wide range of I/O configurations including multiple analog I/O with the latest 24-bit A/D/A converters and/or multi channel digital I/O such as ADAT optical and TDM I/O as well as standard S/PDIF and AES/EBU I/O. Each interface can be purchased separately or with a PCI-324 card allowing you to build a system to suit your needs. Includes drivers for all of today's hottest audio software and AudioDesk, multitrack recording and editing software for the Mac.

- THEY ALL FEATURE—**
- Mac OS and Windows compatible
  - Includes software drivers for compatibility with all of today's popular audio software plus AudioDesk, MOTU's sample-accurate audio workstation software for Mac OS
  - Host computer determines the number of tracks that the software can record and play simultaneously, as well as the amount of real-time effects processing it can support
  - Front panels display metering for all inputs and output
  - AudioDesk Audio Workstation Software for Mac OS features 24-bit recording, multi-channel waveform editing, automated virtual mixing, graphic editing of ramp automation, real-time effects plug-ins with 32-bit floating point processing, crossfades, support for third-party audio plug-ins (in the MOTU Audio System and Adobe Premiere formats), background processing of file-based operations, sample-accurate editing and placement of audio, and more



- 1296 24-bit/96kHz Interface Features—**
- 24-bit, enhanced multi-bit 128x oversampling 96kHz converters
  - A-weighted signal-to-noise ratio of 117 dB
  - 12 Balanced XLR inputs and outputs can support two simultaneous 5.1 mixes
  - AES/EBU I/O with sample rate conversion both in and out
  - Compatible with existing PCI-324 cards (requires new PCI-324 drives)
  - Connect up to 3 1296 interfaces to one PCI-324 card for a total of 36 inputs and outputs or mix and match the 1296 interface with up to three of the other MOTU audio interfaces



- 2408 multi FEATURES—**
- 7 banks of 8 channel I/O: 1 bank of analog, 3 banks of ADAT optical, 3 banks of Tascam TDM, plus stereo S/PDIF
  - Custom VLSI chip for amazing I/O capabilities
  - Format conversion between ADAT and DA-88
  - 8x 24-bit 1/4" balanced analog I/Os
  - 24-bit internal data bus for full 24-bit recording via digital inputs
  - Standard S/PDIF I/O for digital plus an additional S/PDIF I/O for the main mix
  - Sample-accurate synchronization with ADATs and DA88s via an ADAT SYNC IN and RS422



- 1224 FEATURES—**
- 24-bit analog audio interface
  - State-of-the-art 24-bit A/D/A
  - Simultaneously record and play back 8 channels of balanced (TRS), +4 dB audio
  - 24-bit balanced +4 XLR main outputs
  - Stereo AES/EBU digital I/O
  - Word clock input
  - Dynamic range of 116 dB (A-weighted)
  - Front panel displays six-segment metering for all inputs and outputs
  - Headphone jack with volume knob

**EzBus 24-Bit 96kHz Computer Audio Interface/Control Surface & Digital Mixer**

The EZ Bus combines a PC and Mac compatible USB Computer Interface, Digital Mixer and Control Surface. The USB interface supports two channels of 24-bit/48kHz digital audio recording and playback and 32 channels of MIDI I/O. The Digital Mixer offers a wide range of high-quality 24-bit/96kHz analog and digital I/O. DSP and automation capabilities. While the control surface provides virtual mixing, routing and transport control for your favorite computer based DAW or MIDI Machine Control compatible multitrack via dedicated faders, buttons and rotary encoders.

- Computer Audio Recording Interface**
- Two channel 24-bit/48kHz recording/playback via USB on Macintosh or PC computers
  - 14 TRS balanced line inputs, 2 mic preamps with +48V phantom power and two instrument/line inputs)
  - 24-bit/96kHz A/D/A conversion
  - Optical I/O for ADAT Lightpipe and S/PDIF (automatically senses source type)
  - Coaxial S/PDIF in and 2 assignable coaxial S/PDIF outputs
  - Analog outputs include Stereo Main Mix and Alt outs, 2 Aux Sends and a Headphone output
  - Two independent MIDI ins and outs
  - Word clock output
  - Programmable footswitch jack
  - Hot-swappable plug and play setup
- Software Control Surface**
- Fully programmable faders, switches, encoder knob, and transport controls for sending MIDI Controller data via USB and the MIDI outs
  - Includes presets for Cubase 5, Logic Audio, Nuendo and Cakewalk
  - Transport controls with jog/shuttle wheel for controlling sequencers as well as any MMC device
  - Set and recall up to eight Locate points
- Stand-Alone Digital Mixer**
- 8 primary audio channels from any analog or digital input
  - Mute and Solo on each primary audio channel
  - 4-band EQ (sweepable high and low shelving plus two fully parametric bands) and Programmable dynamics (compressor/expander/gate) on each primary audio channel and Main Mix
  - One stereo and two mono Returns
  - 4 Sends per channel, assignable pre- or post-fader
  - 4 virtual audio channels (EZBus Returns)
  - 4 multi-input analog channels; accept up to three independent source signals per channel
  - EZbus Audio Routing Matrix provides easy to use, flexible input/output routing capabilities
  - Save and recall 32 internal snapshots of all mix and system parameters
  - AudioAlert function notifies user of errors, such as overloading an analog input, digital dropsouts, or clipping due to excessive EQ
  - ADAT Lightpipe provides 8 direct outputs for primary mixer channels—ideal for use as a front end for an ADAT or Lightpipe-equipped audio card
  - Asynchronous sample-rate support via S/PDIF with high quality sample-rate conversion.



## TASCAM®

### US-428 USB Digital Audio Workstation/ Controller

The US-428 is a 24-bit USB-based audio controller co-designed by TASCAM and Frontier Design Group. The control surface includes plenty of faders, transporters and other dedicated controls compatible with the most used functions in today's DAW applications. The US-428 supports a total of four channels of audio in and two outs simultaneously. The interface plugs right into a USB equipped PC or Mac computer—no opening your computer and no sound card to install. Musicians taking the leap from Prostudios to computer-based DAW programs will feel right at home with the tactile control surface.



- FEATURES—**
- PC and Mac compatible
  - Works with most major DAW programs
  - 24 bit D/A and A/D converters
  - Bundled with Steinberg's Cubasis VST sequencing software for Windows (MacOS version shipping soon)
- I/O—**
- Total of four channels of audio in (analog or S/PDIF) and two out simultaneously via USB
  - Two XLR mic inputs, two balanced 1/4" TRS inputs, two unbalanced 1/4" inputs (switchable to Hi-Z)
  - S/PDIF digital I/O
  - Two independent MIDI I/O (32 channels)

- Controls—**
- Unlimited banks of eight faders
  - Transport, mute/solo and locate keys
  - An EQ module supports control of up to four bands of fully parametric EQ
  - Four aux sends and a ppanpot
  - Can be customized to control everything from virtual synths to MIDI lighting panels



# THE PROFESSIONAL'S SOURCE FOR PHOTO,

FOR ORDERS CALL:

800-947-5518  
212-444-6688

OR FAX (24 HOURS):

800-947-9003  
212-444-5001

**MOST ORDERS SHIPPED  
WITHIN 24 HOURS  
OVERNIGHT SERVICE AVAILABLE**

www.bhphotovideo.com

## CD RECORDING/MASTERING

# YAMAHA

## CDR-1000 Standalone CD Recorder

The Yamaha CDR1000 is a fully professional standalone CD recorder that's fully compatible with CD-R and CD-RW discs. Features like audio delay (buffering), track numbering and indexing as well as the implementation of Apogee's industry standard UV 22 Super CD Encoding system surpasses the expectations of tape based systems and ensures the CDR-1000's place in commercial facilities and project studios.

### FEATURES-

- Compatible with CD-R, CD-RW (Audio and Data discs)
- Frequency Response 20 Hz - 20kHz
- Built-in sample rate converter automatically converts 30-50 kHz audio to 44.1kHz
- S/N 97 dB typical (analog recording and playback)
- 97dB dynamic range
- An ideal CD playback deck with the ability to configure a fully digital system without having to change the master/slave clock settings.
- XLR-balanced analog inputs (selectable +4dB/-10dBV) as well as +40dB balanced XLR analog outputs
- XLR-balanced AES/EBU digital input and output as well as coaxial S/PDIF digital input and output
- Stereo headphone output with level control
- Word clock input (BNC) for AES/EBU pass-through
- Incorporates Apogee UV22 Super CD Encoding that permits high-quality 16-bit encoding of sources originally recorded at higher bit resolutions
- High-precision recording start feature ensures professional takes without missing a beat.
- Audio delay lets you buffering the input up to 5 sec.s

- Manual and automatic track number increment functions - The threshold level for auto track increment can be set to -96 or to any value between -70 and -30dB, when the input signal goes below the threshold for more than three seconds.
- An index recording function lets you place multiple IDs within a single track.
- Fade In/Fade Out
- Easy to read 16-segment level meters with peak hold function
- Quad-speed finalize capability
- Selectable copy protect functions including Permit (unlimited copy), Once (SCMS compatible) and Protect (no copy).
- A digital cascade output function with multiple machine synchronization capability allows easy duplication
- Includes full-function wireless remote controller that provides access to all main operating features
- A parallel I/O port allows for external control by input and output pulse.
- A foot switch connector is also provided for recording start and stop control using an optional foot switch.



## DIGITAL MULTI-TRACK RECORDERS

# TASCAM

## MX-2424 24-Bit 24-Track Hard Disk Recorder

Co-designed by TASCAM and TimeLine Inc., the MX-2424 is an affordable 24-bit, 24-track hard disk recorder that also has the editing power of a digital audio workstation. A 9GB internal hard drive comes standard as well as a SCSI Wide port that supports external LVD (Low Voltage Drives) hard drives from up to 40 feet away. An optional analog and several digital I/O cards are available so the MX-2424 can be configured to suit your work environment. SMPTE synchronization, Word Clock, MIDI Time Code and MIDI Machine Control are all built in for seamless integration into any studio.

### FEATURES-

- Records 24 tracks of 24-bit audio at 44.1 or 48 kHz, or 12 tracks at 88.2 or 96 kHz. Up to 24 tracks can be recorded simultaneously using any combination of digital and analog I/O.
- Supplied 9GB internal drive allows 45 minutes of audio across all 24 tracks
- Wide SCSI port on the back panel allows you to add multiple drives. A front 5-1/2" bay available for installing an additional drive, or an approved DVD-RAM drive for back-up.
- ViewNet MX, a Java-based software suite for Mac and PC offers DAW style editing of audio regions, dedicated system set-up screens that make set-up quicker and easier and track load screens that make virtual track management a snap. Connects to a computer via a standard Ethernet line.
- Can record to Mac (SDII) or PC (.WAV) formatted drives. The Open TL format allows compatible software to recognize virtual tracks without have to load, reposition and trim each digital file.

### Transport Controls-

- Jog/scrub wheel
- MIDI In, Out, and Thru for MMC & MTC



### Editing-

- Built-in editing capabilities include cut, copy, paste, split and ripple or overwrite
- 100 levels of undo
- Supports destructive loop recording and non-destructive loop recording which continuously records new takes without erasing the previous version.

### Built-In Synchronization-

- TBU: protocol can sample accurately lock up to 32 machines together.
- Can generate or chase SMPTE timecode or MTC.
- Word Clock In, Out, and Thru ports

### I/O Options-

- Optical analog and digital cards; provide 24 channels of I/O each. There is one analog slot and one digital.
- IF-TD24 - T/DIF module
- IF-AD24 - ADAT Lightpipe module
- IF-AE24 - AES/EBU module
- IF-AN24 - A-D, D-A I/O module with DB-25 connectors

### Software Updates-

- System updates are made available through a front panel Smart Card slot or via computer directly from the TASCAM web site.

## ALESIS Masterlink ML-9600 High-Resolution Master Disk Recorder

The MasterLink ML-9600 combines stereo hard disk recording, CD burning, DSP and mastering functions to deliver compact discs in the standard 'Red Book' 16-bit/44.1kHz format, or high resolution 24-bit/96kHz CDs that utilize Alesis' revolutionary CD24 technology. The ML-9600's amazing sonic quality and powerful built-in tools offers a uniquely versatile and affordable solution for everyone from large commercial facilities to project studios and recording musicians.

### FEATURES-

- Reads/writes 16-bit 44.1kHz Red Book Audio CDs as well as files in Alesis' CD24 24-bit/96kHz high-resolution mastering - an AIFF compatible file format that can be read by MacOS, Windows and Unix computer platforms.
- 24-bit 128x oversampling A/D/A converters
- Built-in 3.2GB IDE hard drive
- 4x CD burning using standard CD-Rs
- Up to 20-40kHz frequency response
- 113dB S/N ratio (A-weighted)
- Supports 16-, 20- and 24-bit wordlengths and 44.1, 48, 88.2, 96 kHz sample rates
- Built-in sample rate conversion & noise shaping
- Create and store up to 16 playlists containing as many as 99 tracks
- Inputs and Outputs
  - Analog - XLR-balanced and unbalanced RCA connectors
  - Digital - AES/EBU (XLR) and coaxial S/PDIF (RCA) I/O
- 1/4" headphone out w/ level control
- Editing
  - Gain control
  - Cropping allows adjusting start and end points
  - Join and Split for combining and separating song sections.
- DSP Finishing Tools
  - Equalization, Compression, Normalizing and Peak Limiting
  - Includes
    - Infra red remote control and rackmount brackets



## EFFECTS PROCESSORS

# Lexicon


## MPX-500 24-Bit Dual Channel Effects Processor



The MPX 500 is a true stereo 24-bit dual-channel processor and like the M\*X100 is powered by Lexicon's proprietary Lexchip and offers dual-channel processing. However, the MPX 500 offers even greater control over effects parameters, has digital inputs and outputs as well as a large graphics display.

- 240 presets with classic, true stereo reverb programs as well as Tremolo, Rotary, Chorus, Flange, Pitch, Detune, 5.5 second Delay and Echo
- Balanced analog and S/PDIF digital I/O
- 4 dedicated front panel knobs allow adjustment of effect parameters. Easy Learn mode allows MIDI patching of front panel controls.
- Tempo-controlled delays lock to Tap or MIDI clock

## t.c. electronic M-One Dual Effects Processor



- The M-One allows two reverbs or other effects to be run simultaneously, without compromising sound quality. The intuitive yet sophisticated interface gives you instant control of all vital parameters and allows you to create awesome effects programs quickly and easily.
- 20 incredible TC effects including: Reverb, Chorus, Tremolo, Pitch, Delay and Dynamics
- Analog-style user interface
- 100 Factory/100 User presets
- Dual-Engine design
- 24 bit A/D-D/A converters
- S/PDIF digital I/O, 44.1-48kHz
- Balanced 1/4" Jacks - Dual I/O
- 24 bit internal processing

## MICROBOARDS Technology, Inc.

## StartREC Digital Audio Editing/ CD Duplication System

The Microboards StartREC is the first digital audio editing system combined with a multitrack CD recordable duplication system for professionals. Audio is recorded to the internal 6.2 GB IDE hard drive using analog or digital inputs. Sample rate conversion is automatic. Tracks can be edited and sequenced using the StartREC's user friendly interface and up to 4 CDs can be recorded simultaneously. StartREC is the ideal solution for studio recording, mastering, post production or any pro audio environment requiring digital audio editing and short run CD-R duplication.

### FEATURES-

- 2x, 4x, or 8x recording speeds
- 6.2GB IDE hard drive
- Editing functions include move, divide, combine or delete audio tracks, add or drop any index or sub index, and create track fade in or fade out
- Coaxial S/PDIF and AES/EBU digital input plus optical S/PDIF I/O



- XLR balanced and RCA unbalanced inputs and outputs
- Automatic sample rate conversion from 32 and 48kHz
- Automatic CD format detection feature and user friendly interface provide one touch button operation
- Front panel trim pot and LCD display provide accurate input signal and time lapse metering
- SCMS (Serial Copy Management System) is supported, regardless of the source disc; copy protection status

StartREC Models Include: ST2000- w/ (2) 8x writers ST3000- w/ (3) 8x writers ST4000- w/ (4) 8x writers.

## ANTARES AMM-1 MICROPHONE MODELER

Based on the same technology as the Antares Mic Modeler plug-ins for Mac and PC the track space AMM-1 transforms the sound of any reasonable quality microphone into any of a variety of high-end mics. Simply select the kind of mic you're using and then select the mic you want to model. Even the filter settings, polar pattern and proximity can be selected for the source and mic model. The ability to track directly through the AMM-1 makes it ideal for project studios, live sound or anywhere you want to have an A-list of classic microphones.



- Reproduces all of the subtle characteristics of your favorite microphone including filter settings, polar pattern, proximity as well as windscreens on/off
- Variable tube saturation control
- Over 100 mic models built-in
- XLR-balanced and 1/4" unbalanced analog inputs and outputs as well as AES/EBU digital I/O
- Full MIDI control (In and Out)
- Download new mic models over MIDI



TO INQUIRE ABOUT YOUR ORDER:  
 800 221-5743 • 212 239-7765  
 OR FAX 24 HOURS:  
 800 947-2215 • 212 239-7549

**420 Ninth Ave.**  
 (Bet. 33rd & 34th St.)  
**New York, N.Y. 10001**

## MICROPHONES



### C2000B Condenser Mic

Includes Free  
H-100  
Shockmount



The C 2000 B is an all-purpose cardioid condenser microphone perfectly suited for both recording and live sound situations. The newly developed small-diaphragm transducer capsule is made using a unique manufacturing process that ensures high sensitivity, low self noise, and excellent bass response.

#### FEATURES-

- Cardioid polar pattern
- Switchable bass rolloff filter (6 dB/octave @ 500 Hz) and -10dB pad

- Built-in pop screen reduces unwanted noise
- Rugged construction, elegantly styled die-cast metal housing, and silver-gray finish
- **30 Hz to 20 kHz frequency response**



### KSM44/SL Multipattern Condenser Mic

The KSM44/SL is a multiple pattern dual large diaphragm condenser microphone built without compromise using premium electronic components and gold-plated internal and external connectors. The KSM44/SL is a premium vocal mic and is equally adept for close miking a wide range of acoustic instruments, amplifiers and for ambient room miking.

#### FEATURES-

- Dual 1-inch gold-layered, Mylar diaphragms
- Class A direct-coupled, transformerless preamp
- Cardioid, omnidirectional and bidirectional polar patterns
- Subsonic filter eliminates rumble from mechanical vibration below 17 Hz.
- Integrated 3-stage pop grille and shock mount

- 15 dB pad and 3-position switchable low-frequency filter virtually eliminates unwanted background noise and controls proximity effect
- Includes ShureLock elastic-suspension shock mount and swivel mount, protective pouch and locking aluminum carrying case
- **20 Hz - 20 kHz frequency response**



## SIGNAL PROCESSING



### Radius 40 Tube Voice Processor

The Radius 40 is a self-contained tube processor designed for direct to tape recording in project and professional studio environments. By combining a mic pre-amp and line input with a compressor, expander / gate and an equalizer the Radius 40 will also enhance the sound of any source from vocals to bass guitar and keyboards.



#### FEATURES-

- Four stage tube voice processor with a pre amp, compressor, expander and equalizer
- Balanced XLR mic / 1/4" line inputs and both XLR and unbalanced jack line outputs
- Input and output gain control
- Bypassable compressor, featuring variable threshold, ratio, gain, attack and release times
- A four band bypassable equalizer section with 12dB boost and cut per band.

- Low Freq band - 60Hz, 120Hz, 250Hz or 500Hz, Low Mic band - 250Hz, 500Hz, 1kHz or 2.2kHz, High Mid band - 1.5kHz, 2.2kHz, 3.6kHz or 5kHz, High Freq band - 2.2kHz, 5kHz, 8kHz or 12kHz
- EQ may be switched before or after the compressor
- Backlit VU meter displays input, output or gain reduction signals
- Stereo link for connecting two Radius 40s
- Stabilized 150V DC power supply



### L2 ULTRAMAXIMIZER Brick Wall Peak Limiter



The L2 is a proprietary brick wall look-ahead peak limiter with IDR (Increased Digital Resolution) dithering technology based on the award-winning L1 software. Featuring 48 bit internal processing and support for 96kHz sampling rates as well as digital and analog I/O with 24-bit A/D and D/A converters, the L2 is the idea for the maximum number of audio applications, from mixing to mastering to concert sound. The L2 Ultramaximizer performs high quality re-quantization to 24, 22, 20, 18, and 15-bits, plus the Waves ARC (Auto Release Control) technology continuously controls the optimal release time for maximizing levels and minimizing audible distortions.

#### FEATURES-

- 2U rack-mount limiter with 48-bit processing significantly increases the average signal level of typical audio signals without introducing audible side effects
- 44.1, 48 kHz and x2 88.2 and 96 kHz sample rates
- Linked stereo and dual mono operation
- Look ahead technology anticipates peaks before they happen, thereby minimizing the possibility of artifacts.
- ARC (Auto Release Control) dynamically controls release time allowing a greater amount of limiting and level maximizing without artifacts.

- IDR (Increased Digital Resolution) is Waves' proprietary wordlength-reduction (quantization), dither and noise shaping technology which preserves and even increases the resolution of digital signals.
- Quantization- The wordlength of digital signals can be quantized and output to 24, 22, 20, 18 or 16 bit resolution.
- Dedicated bargraph meters for input, output and attenuation with infinite peak hold and peak-meter reset
- 24-bit Balanced XLR, and unbalanced RCA analog I/O
- AES/EBU (XLR) and S/PDIF (coaxial) digital I/O

## STUDIO MONITORS



### MSP10 Biamped 2-way Powered Speaker

The Yamaha MSP-10s are biamplified 2-way studio monitors totalling 180 watts per speaker. The separate amplifier for the 8" low-mid-frequency driver and the 1" tweeter allows the crossover to handle line-level signals, resulting in exceptionally smooth, natural response over the crossover range with an absolute minimum of distortion at all frequencies. The master volume control low and high EQ and low-cut filter allow you to tailor the speakers to any production environment.

#### FEATURES-

- 40 Hz - 40kHz frequency response (-10dB)
- 120-watt power amplifier for the low/mid driver and a 60-watt power amplifier for the tweeter
- 8" (20-cm) woofer
- 1" (2.5cm) titanium-dome tweeter utilizes a waveguide horn that achieves broad, uniform high-frequency dispersion regardless of listening position
- Balanced XLR inputs for direct compatibility with professional equipment
- Magnetically-shielded enclosures
- Green power on and red clipping LEDs
- Master volume control for each speaker

- 3-position low and high trim switches (0dB, -1.5 dB, -3.0dB @ 50Hz & +1.5dB, 0dB, -1.5dB @ 10kHz respectively) optimize system response for a wide range of acoustic environments
- A switchable low-cut filter @ 80Hz provides optimum performance when used with a subwoofer system
- Available in Black (MSP10) and Maple-Sunburst (MSP10M) • **SW10 powered sub-woofer** also available



### M-5 Passive 2-Way Studio Monitors

The Hafler M5s are lightweight, portable studio monitors with all the qualities of the TRM6 in a more compact, non-amplified package. They are an ideal monitoring solution for broadcast and project studio environments.

#### FEATURES-

- 70 - 21 kHz frequency response ±3dB
- 20 - 200 watts power handling
- 5.25" polypropylene/rolled nitrile rubber surround 1" silk dome/waveguide tweeter
- 5-way gold plated binding post inputs
- Shielded woofer magnet

- User selectable front panel 3dB tweeter level control
- 4th order Linkwitz-Riley crossover at 3.2kHz, Zobel's tweeter overload protection.
- Dimensions 12.25"H x 6.75"W x 7"D
- Weight 12 lbs net



## VERGENCE

### M-00 Powered Mini Monitor System

The M-00s are an integrated, self-powered, 2-way acoustic suspension mini monitoring system designed for near/mid-field monitoring. They're portable enough to take anywhere, have balanced and unbalanced inputs with lots of output power (75 watts/ch) and a tough cast metal enclosure.



#### FEATURES-

- 4.5" treated paper woofer, 1" soft fabric dome tweeter with full magnetic shielding
- Built-in 75 Watt per channel (continuous) amplification
- 98 - 20k Hz frequency response ±20dB @ 1M
- XLR, TRS & RCA input connectors

- Cast aluminum/zinc alloy body & Glass-filled ABS baffle.
- -10, +4dB input sensitivity & near/mid-field proximity switching
- Power On, Auto-On, Off
- Sensitivity, Power & Standby Display
- Anti-clip circuitry
- 9" h x 5.7" w x 7.3" d / 14 lbs



## STUDIO MONITORS



### D-45 & D-75A POWER AMPS



The D-45 and D-75A are ideal power amplifiers for moderate power applications such as recording or broadcast studio near-field monitoring, video suite audio monitoring, a recording/broadcast headphone amp or a small paging system. Crown's AB+B circuitry ensures efficient use of output transistors while incorporating protection against shorted, open, mismatched or low-impedance loads.

#### FEATURES-

- Standard 1 RU 19" rack mount design
- Load Impedance rated for 4 to 16 ohms in Stereo and 8 to 16 ohms in Bridge-Mono
- Signal-to-Noise: (Unweighted) 106 dB below full rated power from 20 Hz to 20 kHz.
- Power, channel 1 and 2 controls, dual/mono jumper
- Combination XLR and 1/4" Neutrik inputs per channel.
- Four-terminal barrier block outputs (two per channel) and stereo headphone jack.

- Less than 0.001% Total Harmonic Distortion ("THD") from 20 Hz to 400 Hz and increasing linearly to 0.25% at 20 kHz delivering rated power into 8 ohms/channel.
- Standard three-wire grounded AC Line connector
- **THREE YEAR NO FAULT WARRANTY**
- Max. Average Power at 1kHz with 0.1% THD or less
- D-45: 20 watts into 16 ohms, 25 watts into 8 ohms 35 watts into 4 ohms and 70 watts into 8 ohms bridged
- D-75A: 25 watts into 16 ohms, 40 watts into 8 ohms, 55 watts into 4 ohms and 110 watts into 8 ohms bridged

**CD duplication**  
Guaranteed | Reliable | Highest Quality!

**.59** each! Bulk CDs  
**1000 for \$590**

100 CD Retail Ready  
Promo Package **\$329**

Call Toll Free **877.591.6000**  
www.newenglandcd.com

New England  
Compact Disc

**CD-R COPIES Lowest Prices!**  
Quick Turn-around  
10 to 10,000 copies

**1-800-927-3472**

www.elsproductions.com Check out our Web Specials

**CD - R DUPLICATION**

50+	2.49	300+	1.89
100+	1.99	500+	1.79
200+	1.94	1000+	1.69

Price Includes: CD - R, Duplication, Thermal Imprinting, Jewell Box, Inserting of cover, & Shrinkwrapped

**THE 4th CREATION DUPLICATION**  
(936) 756-6861

**LonelyRecords.com** National Price Guarantee

- 100 CDs...retail package with full color inserts, jewel case & wrap...**\$299**
- 1000 CDs...retail package with full color inserts, jewel case & wrap...**\$1270**
- cd, dvd, tape, vinyl
- mastering
- graphic design
- printing & packaging

**1 800-409-8513**

**TALK WITH A HUMAN BEING ABOUT CD REPLICATION**

OASIS® DUPLICATION OFFERS:

- Innovative Packaging, including the revolutionary Oasis Jewel-Free™ Box
- Free Radio Promotion on our OASISAMPLER™ CD compilations
- **NEW** National Distribution of your CD to Major Retail & Internet Chains
- The industry's best reputation for quality, for 12 years running

**OASIS®**  
CD & CASSETTE DUPLICATION

*We do what a label does. For you.*

(888) BY-OASIS (888/296-2747)  
info@oasisCD.com  
www.oasisCD.com

**IT'S YOUR BABY AND WE DELIVER.**

**DIGIDOC** National Distribution  
See you at the show, America's premiere audio, video, film and distribution company (His Mom Brings You!)

500	1000	3000
\$750.00	\$1,050.00	\$2,700.00

CD Packages include: glass master, 2 color label, jewel box, packaging, outerwrap  
Other Services include: • Mastering • Design • Film • Printing

**800-DIGIDOC**  
www.digidocpro.com

www.yourmusiconcd.com  
10 cdrs -\$50, 25 cdrs -\$75, 50 cdrs -\$125

**100 BULK CDRS-\$99.00**  
Includes cdr and duplication

**100 BASIC CDRS-\$169.00**  
Includes cdr, on cd print, and jewel case

**100 FULL COLOR CDR PACKAGE-\$349.00**  
Includes color cover(4/1), color traycase(4/0), bw print on cd, jewelcase, and shrinkwrap from your artfile.

**500 CDR SINGLES-\$599.00**  
Includes cd, duplication, on cd print(text/logo)

Atlanta 678-442-0933 Toll Free 877-442-0933

**WHITEWATER STUDIOS**  
Mastering Services

Major label quality/Indie Prices  
CD & CASSETTE PACKAGES

1000 CDs: Design/Films/Color Print \$1499 • 500 CD Promos \$499  
300 Real-Time Chrome tapes/Color J-cards/Layout/Films: \$699

828-274-0956 www.whitewaterrecording.com

**500 CDs and Jewel Boxes for \$650.00**

**QCA 800-859-8401**

Great prices on complete packages with printing, graphic design & mastering  
www.go-QCA.com

**MEDIA services**

**GUARANTEED NATIONAL DISTRIBUTION! and FREE barcode**

<b>\$1395</b> 2 Panel 4/k book, 4/0 tray  includes: national distribution, printed inserts, FREE barcode, topspines, all films, jewel cases, assembly & wrap 2 color CD's, 1000 units	<b>\$1595</b> 4 Panel 4/k book, 4/0 tray  includes: national distribution, printed inserts, FREE barcode, topspines, all films, jewel cases, assembly & wrap 2 color CD's, 1000 units
---	---

Media Services  
4030 S. 108th Street  
Omaha, NE 68137  
1.888.891.9091  
www.mediaomaha.com  
mediaomaha@aol.com

**BULK CD'S STARTING AT 62¢**

Call with questions or inquires on other services  
Call about our broker discounts  
**1.888.891.9091**

**RECORDING SUPPLIES**

EST 1967 "IF IT'S RECORDABLE WE HAVE IT" EST 1967

**ANDOL** AUDIO PRODUCTS INC.

**12 X CDR'S**  
100 \*\*\*\*\*.64  
500 \*\*\*\*\*.58  
1000 \*\*\*\*\*.53

**1-800-221-6578**

**SONY** **MAXELL** **QUANTUM** **BASE**

JEWEL CASE AS LOW AS .18  
CUSTOM LENGTHS AVAILABLE FROM 1 MIN TO 126 MIN

LENGTH	TDK SA PRO	MAXELL PLUS	MAXELL XLII	SONY CD QUALITY
C-10	22	21	24	26
C-20	28	26	28	33
C-30	33	31	36	43
C-60	47	45	51	64
C-74	63	60	61	74
C-90	61	68	73	92

FOR EASY SECURE ORDERING  
**LOOK FOR US ON THE WEB**

www.andolaudio.com



**MEDIAWORKS<sup>®</sup>**  
INTERNATIONAL, INC.  
1029 Elm Hill Pike  
Nashville, TN 37210

compact discs cd rom dvd  
cd +/cd enhanced video  
digital bin cassette duplication

short-run discs and cd one-offs now available  
call toll free for quotes, special packages and large quantities

- competitive pricing
- friendly service
- professional results

**1-800-211-4689**  
www.mediaworkscd.com

**SPECIAL PACKAGE PRICE**  
1000 CDs for \$1545  
4 page color!

Retain Ready! include graphics, film, print, duplication, packaging

**DIGITAL FORCE**  
Feel the Power of Excellence  
TOTAL CD, CD-ROM, & DVD PRODUCTION



toll free: **1-877-DISC-USA**  
(212) 252-9300 in NYC  
149 MADISON AVENUE NY, NY 10016  
[www.digitalforce.com](http://www.digitalforce.com)

Audio Cassette Duplicator Co  
**12 CD's \$3.49 each**  
**100 CD's \$1.99 each**  
(818) 762-ACDC (2232)  
www.acdc-cdr.com  
12426 1/2 Ventura Blvd.  
Studio City, CA 91604

**CD'S IN 2 DAYS!**  
*Guaranteed!!*

**SMALL AD**  
**BIG SAVINGS**  
*CD's fast turn around from 1-10,000*

Accurate Audio Labs, Inc.  
**1-800-801-SONG (7664)**

**Musicraft**  
**MULTI-MEDIA**  
*The Best CD and Cassette Packages In The World*  
CD MANUFACTURING, CASSETTE DUPLICATION,  
GRAPHICS, PRINTING & MORE

Portland • 1-800-637-9493 • Los Angeles  
A Division of SarShan Marketing, Inc. • E-mail: jzobrist@hq.tcfarms.com

**RESERVE SPACE**  
**ONLINE EMAIL:**  
**CVELA@UEMEDIA.COM**

**ONE-STOP AUDIO MANUFACTURING**

- CD Replication
- Vinyl Records (colors available!)
- Cassettes
- Graphics Design
- Super-Hot Mastering Studio

**NEW - On-Demand Color Printing**

Work directly with the factory and save!  
*Best Price, Best Service - for more than 20 years!*

**EUROPADISK, LLC (800) 455-8555**  
www.europadisk.com (718) 407-7300



**Factory-Direct Pricing.**

**CD SOURCE**  
CD • CD-ROM • CASSETTE  
1.877.CD PRESS (toll free) www.cdsources.net

**Compact Disc Replication**

100 CDs \$185 Prices include jewel box  
50 CDs \$115 and printing direct on disc  
25 CDs \$60  
10 CDs \$30

We also do design and printing of full color and b&w covers -

**Allen Lowe 207-741-2846**

**46 PRODUCTIONS**  
25 CDRs - \$90 / 50 CDRs - \$140  
100 CDRs - \$200 / 200 CDRs - \$340

From CD or CDRmaster. Includes CDR in jewel box with text printing on CD label. Add \$19 for other digital master, \$33 for analog master. Orders must be prepaid. Shipping not included.

42W557 Hawk Circle, St. Charles, IL 60175  
Phone: (800) 850 5423 • E-mail: info@46p.com  
Visit Our Web Page at: <http://www.46p.com>

Free CD's with every order!

**CD PACKAGES**

www.bmmi.com

300 - 585.00  
500 - 625.00  
1000 - 999.00

CALL RIGHT NOW FOR A BOTTOM LINE QUOTATION!

**BASE** *Multimedia*

**800-579-7010**

**DDAI** 816 Fifth Avenue  
Pittsburgh, PA 1521

DIGITAL DYNAMICS AUDIO, INC.

- CD Mastering and Replication
- Cass. Mastering & Replication
- Digital Audio Post Production
- CEDAR Sonic Restoration

Full Service Digital House  
<http://www.4ddai.com> **1-800-444-DDAI**

**1-800-TAPE WORLD or 1-800-245-6000**  
We'll beat any price! 6.95 SHIPPING - FREE CAT.

	SONY	MAXELL	TDR	FUJI			
DAT-120	4.99	XLII-90	1.39	CDR-74 TWIN	2.99	SVHS-T120	5.49
DAT-124PRO	6.99	XLII-S 90	1.99	SA-90	1.19	HR 8 120	4.99
T-120 V	1.49	T-120 HGV	1.99	SA-90	1.99	DR-140	5.99
T-750BT	3.99	T-160 GX	1.99	SAV-100	2.99	T-128 SHG	1.99
MW-120	4.99	T-120 BR	1.19	T-110 ENG	1.99	JVC ST 120	3.99
MW-74	2.49	CDR-74 MJ	2.89	DAI-120	6.49	JVC E120	1.39
HF-90	5.99	UR-90	6.99	JVC DVC-60	8.99	ALC-CDR	1.99

**TAPEWORLD.COM**, BUTLER, PA 16003 • FAX 800-322-8273  
OVER 500 DIFFERENT SCHOOLS ON P.O. M-F 8-5

**HARVEST**  
Music Productions

Expert mastering & Graphics  
Short runs & Custom orders  
Great prices on cardboard sleeves

1,000 CD's  
\$1395.00  
includes 4-panel  
book, CD label,  
& packaging

**1-888-626-2250**  
All major credit cards accepted

**EARTH DISC**  
www.earthdisc.com

**500 FREE CDS !!!**  
ONE WINNER WILL BE PICKED EACH MONTH.  
GO TO OUR WEBSITE FOR CONTEST RULES. RESTRICTIONS MAY APPLY.

**\$1385.00** 1000 CD's  
package includes:  
film separations  
full color 2 page/panel insert  
3 color on cd printing/glass master,  
jewel box, shrink wrap

**\$986.00** 500 CD's  
package includes:  
full color 2 page/panel insert  
3 color on cd printing/glass master,  
jewel box, shrink wrap

**\$1299.00** 500  
we do it all  
package includes:  
graphic design  
full color 2 page/panel insert  
3 color on cd printing/glass master,  
jewel box, shrink wrap

cd • cd rom • vinyl • cassette • mastering • graphic design • printing

**1.800.876.5950**

**Don't go crazy, Go direct!**

**MMSdirect**  
Music Manufacturing Services

**\$899.00**  
500 CD's with  
4 page CD folder &  
tray card (4+1)  
or \$1399.00 for 1000 CD's  
(from master and film supplied)

Call **1.800.MMS.4CDS**  
for your free catalog  
www.mmsdirect.com

CD ► CD-ROM ► DVD ► Vinyl ► Cassette  
Design ► Mastering ► All Related Packaging

**Need Fat Major-label sound  
on your CD? Call the Analog Specialist!**  
**DRTmastering.com** 800-884-2576

**ROSSAROUND DIGITAL  
MASTERING**

Get the personal professional  
touch your product deserves.  
At a price you can afford.  
Guaranteed results. Demo available.

**www.rossaround.com**  
**805-660-0776**

★ **NEW ACID CDs and  
FREE DOWNLOADS!** ★

From the creators of the popular Universal  
Groove Elements and Futurist Drum n Bass acid  
libraries, U.G.E. 2 (1.1 gig 1750 loops)  
Ugly Remnants (1.22 gig gig 1808 loops)

★ **www.Endlessflow.com** ★

Over 20 Years of Audio Excellence

**Sound Affair Mastering**

CD Mastering From All Formats  
CD & Cassette Duplication  
First Class Service  
714-540-0063 Call for your FREE demo  
www.soundaffairmastering.com

**CRYSTAL CLEAR SOUND**

**CD, CD-ROM,  
& cassette  
manufacturing**

art design & printing  
mastering & editing  
30 years experience

guaranteed national distribution  
Amazon.com, CDNow, Tower Records, etc.  
call or visit our website for details!

**1-800-880-0073**  
www.crystalclearsound.com/cdtape

WITH OVER 60 YEARS OF EXPERIENCE & IN-HOUSE FACILITIES, WE'LL PRODUCE  
YOUR CD, VINYL & CASSETTE PROJECT WITH THE EXCELLENCE IT DESERVES!

**D.J. VINYL PROMO**  
**100 12" VINYL \$775.00**  
(in WHITE JACKET w/ HOLE) \$1.30 each for additional LP's

**500 12" VINYL (in WHITE JACKET w/ HOLE) \$1,249.00** REORDER - \$699.00  
**1000 12" VINYL (in WHITE JACKET w/ HOLE) \$1,779.00** REORDER - \$1199.00  
**500 7" VINYL 45's (WITH WHITE SLEEVE) \$675.00** REORDER - \$299.00  
**1000 7" VINYL 45's (WITH WHITE SLEEVE) \$849.00** REORDER - \$479.00

ALL PACKAGES INCLUDE: MASTERING / FULL PROCESSING / TEST PRESSINGS /  
2-COLOR LABELS (stock background) / SHRINKWRAP (12" only) / QUICK TURN AROUND

**Rainbo Records and Cassettes**  
1738 Berkeley St. • Santa Monica, CA 90404 • (310) 829-3476  
Fax: (310) 828-8765 • www.rainborecords.com • info@rainborecords.com

HEY LOOK!  
WE'RE ON THE WEB!

Toll Free 800-538-2336 **NRS** All Formats!  
National Recording Supplies Inc. Best Prices!

**www.tapes.com**

Want Really Cheap Cd-r? Go To  
**www.reallycheapcdr.com**

Want A Quality Cd-r? Go To  
**www.qualitycdr.com**

Confused?  
**www.andol.com**

**BASF** **SONY** **TANIGUCHI** **prince** **maxell**

**In the  
Studio?**

**FREE Guide**  
Saves You Time and Money!  
Contact us today: 1-800-468-9353  
www.discmakers.com/eq info@discmakers.com

**DISC MAKERS**

**For Advertising Rates E-mail Christine at cvela@uemedia.com**

ACOUSTICAL PRODUCTS

# BIG STUDIO SOUND: \$299\*



With the new Roominators™ Alpha1™ Acoustical Control Kit, it's easy to make your place sound great!

Big-name artists, networks, motion picture companies & studios know it: good gear in a bad room sounds no better than bad gear, so they tame their acoustics with goodies from Auralex. Now we've shrunk that big-studio sound down into the handy "take home" sized Alpha1!

It's never been this easy & affordable to make your room sound better!

• In this one kit you get everything you need to improve the sound of your small studio, iso booth or control room: bass traps, absorbers, ...even adhesive & installation tips! If your needs dictate, simply add more Alpha1 kits.

• You'll immediately notice improved imaging, tighter bass & less "room" sound.

• Your monitors, mics, & other gear will sound better than you ever thought they could and your recordings will be much more accurate. Everything you record or listen to will sound clearer!

• Gone will be the dastardly room reflections and bass buildup that have been keeping you from hearing the "true" sound you desire (and thought you were paying for when you bought your gear)!

Don't put up with bad sound any longer! Get to your favorite dealer and check out the full line of affordable Roominators Kits & other industry-leading Auralex products today. You'll be surprised at how easy & affordable great sound can be.

If you need help, remember we've always given free initial consultations. And if you're building a studio, check out our acclaimed booklet *Acoustics-101™*. It's a free download from our website!



\* estimated street price

EQUIPMENT DEALERS

## Studio furnishings

[ free catalog ]



Consoles,  
Mastering Desks,  
Digital Workstations,  
Keyboard Workstations,  
Rack enclosures, Spkr. Stands

argosyconsole.com

ARGOSY 800.427.5698  
573.346.8549

## Guitars, Keyboards, Pro Audio, Recording

HUGE INVENTORY - FAST SERVICE  
DISCOUNT PRICES EVERY DAY!

FOR A FREE CATALOG CALL

1-888-348-5003

Or shop ONLINE at: www.rocknrhythm.com

*Rock 'n Rhythm*  
a division of The Woodwind & Brasswind

# CARUSO MUSIC

SAVE THOUSANDS OF DOLLARS  
BUYING YOUR NEW & USED  
EQUIPMENT FROM US

94 STATE STREET • NEW LONDON, CT 06320  
800.264.6614 • 860.442.9600

carusomusi@aol.com • http://www.caruso.net



New, Used and Vintage Recording Equipment

Buy • Sell • Trade

API, Neve, Fairchild, Manley, Quedsted, Urei  
Pultec, Neumann, Lang, Studer, and More!

www.odysseyprosound.com

tel: (978) 744-2001 Fax: (978) 744-7224

## WhisperRoom INC.

SOUND ISOLATION ENCLOSURES

Celebrating 10 years of reducing sound to a Whisper!

For

Recording Vocals, Broadcasting, Practicing, Etc.

Immediate Shipping!

3 Year Warranty

Various Sizes & Configurations

www.whisperroom.com

PH: 423-585-5827 FX: 423-585-5831



## AcousticsFirst™

Toll-Free Number: 888-765-2900

Full product line for sound control and noise elimination.

Web: http://www.acousticsfirst.com

## SILENT

58 Nonotuck St., Northampton, MA 01062  
ORDER (800) 583-7174  
info@silentsource.com • www.silentsource.com

Acousticore Fabric Panels • Sound Barrier Isolation Hangers • A.S.C. Tube Traps Silence Wallcovering • WhisperWedge Metaflex • S.D.G. Systems • Technifoam R.P.G. Diffusers • Sonex • Sound Quilt

## SOUND EFFECTS

### RIOT ACT PRESENTS SLOW DEATH BY VISE

- a meticulously indexed, high-quality library of 345 uniquely surreal and abusive sounds for film & TV production, computer games, and anything else demanding the most unusual in SFX. Available as CD-Audio (\$79.95) or CD-ROM (\$99.95).

To order: Call 708-222-9842 or go to www.riot-act.com.

VocalBooth.com



Starting at \$1499

Affordable Portable 4x4, 6x6 & larger (541)330-6045

## PREAMPS COMPRESSORS AND EQs

# AVALON DESIGN

PURE CLASS A MUSIC RECORDING SYSTEMS

www.avalondesign.com

tel: 949-492-2000 fax: 949-492-4284 email: avalon@avalondesign.com

# CLASSIFIEDS

## MUSICAL GEAR

Every major brand of everything.  
Millions of dollars of musical gear in stock.

### ALTO MUSIC

Guitars, recording, keyboards, amplifiers, drums, pro sound,  
new & used. One of the largest selections in the country.

We ship everywhere.

**(914) 692-6922 • Fax: (914) 692-5551**  
**altomusic.com**

680 Route 211 East, Middletown, NY 10940

Ask for Uncle Freddy - He loves Ya!

## RECORDING MEDIA

**www.TapeBargains.com**

**Low Prices! On-line Ordering!**

**Low Prices! ADAT!**

**Low Prices! DTRS!**

**Low Prices! R-DAT!**

**Low Prices! ZIP!**

**Low Prices! JAZ!**

**And Much More!**

Getting your audio, video, and  
data recording media is as easy as  
a click of the mouse!

**www.tapebargains.com**

## COVERS / CASES & RACKS

### STUDIO FURNITURE MixStation/02R

Also available for  
Mackie  
8-Bus mixers



Custom Design  
and  
Modifications Available

**800.332.3393**

FAX 415.332.2607  
Outside U.S. 415.332.3392  
**WWW.OMNIRAX.COM**

P.O. Box 1792 Sausalito, CA 94966

## TAPE RECORDERS

# REAMP

A SMALL BOX USED EVERYDAY BY BIG NAMES  
Metallica, Third Eye Blind, Green Day, The Rolling Stones, Beck,  
Joe Satriani, Def Tones, Aerosmith, Van Halen, Jerry Harrison,  
Bob Rock, Joe Chiccarelli, Matt Wallace, Jack Joseph Puig

find out why at > **www.reamp.com** <

## SONG WRITERS PRODUCTS

### Studios • Bands • Producers!

SPIN webs have done the "legwork!"

**www.spincdnetwork.com**

**www.songwriterproducts.com**

- CD & TAPE FULL COLOR PACKAGES
- CD BULK • GRAFIX DESIGN & FILM
- CD BURNERS & SHRINK WRAP EQUIPMENT
- COPYRIGHTS • BUSINESS BOOKS
- LEGAL CONTRACTS & SOFTWARE KITS

**800-437-SPIN • 407-834-8555**

## STREAMING MEDIA



PlayStream

**Streaming Media Hosting**  
**www.playstream.com**

Call: 1-800-874-8855

- Media Reports
- Free 15 Day Evaluation
- Pay-Per-View Services
- Stream All Formats from One Account
- One-Hop Connectivity to the Internet
- Stream from \$4.99/Month (No Setup Fee)
- Month-to-Month Terms

sales@playstream.com

## VOCALS

### SINGERS! REMOVE VOCALS

Unlimited, Low Cost, Instantly Available  
Background Music from Original Standard  
Recordings! Does Everything Karaoke  
does... **Better** and gives you the  
Thompson Vocal Eliminator™!  
Free Brochure & Demo Tape  
LT Sound Dept EQ-1  
7980 LT Parkway Lithonia, GA 30058  
Internet: <http://ltsound.com>  
**24 Hour Demo/Info Request Line (770) 482-2485-Ext 28**  
**When You Want Something Better Than Karaoke!**

## BAND IN A BOX

### BAND-IN-A-BOX

The award-winning **Band-in-a-Box** accompaniment software  
for Macintosh® & Windows® is so easy to use! Just type in the  
chords for any song using standard chord symbols (like C, Fm7  
or C13b9), choose the style you'd like, and **Band-in-a-Box** does  
the rest - automatically generating a complete **professional**  
**quality five instrument arrangement** of piano, bass, drums,  
guitar and strings in a wide variety of popular styles.

**Band-in-a-Box Pro \$88 USD**  
**Band-in-a-Box MegaPAK \$249 USD**

**PG Music Inc.**  
29 Cadillac Avenue  
Victoria, BC V8Z 1T3 Canada  
**1-800-268-6272**  
**(250) 475-2874**

**PG music**  
**www.pgmusic.com**  
E-mail: [sales@pgmusic.com](mailto:sales@pgmusic.com)

## TRAINING / TUTORIALS

### BE A RECORDING ENGINEER

**★ TRAIN AT HOME** with **ATA**  
Easy Home-Study practical training in  
Multi-track Recording. Join our successful  
working graduates or build your own studio.  
**FREE INFORMATION:**  
**Audio Institute of America**  
814 46th Ave. Suite AM, San Francisco, CA 94121  
Or visit us at [www.audioinstitute.com](http://www.audioinstitute.com)

## INTERCONNECT

Radial



(604) 942-1001



**World's Best**

Direct Box

## COMPUTERS

**Computer Workstations**  
Broadcast • Sound Reinforcement • Recording

**DAWG USA.COM**

"Computer experts who understand pro audio!"

where  
**REAL  
DJs**  
come to surf  
**www.djrusreign.com**

**www.nyc-entertainment.com**

**YOUR HOTSPOT  
GUIDE FOR NYC**

**Reserve Ad Space**

**ONLINE**  
**cvla@uemedia.com**

We Buy  
Used Gear!

www

# SHREVE AUDIO

1-800-214-9222

.com

The Best Prices on  
Earth and in  
Cyberspace!

Specializing in digital recording and the latest in music technology!

Visa, MasterCard, AmEx, Discover accepted

www.shreveaudio.com Everything You Need From Start to Finish!

1200 Marshall st  
Shreveport, LA 71104

Marshall Mics

AKAI DPS 12 v2 AND **GLYPH**  
CD-RW Bundle

**TASCAM**  
CDRW 700



**MXL 2001**  
\*Includes  
FREE shock-  
mount- a  
\$49 value!



**ONLY \$999!**  
For Both!

Glyph Cd-R Burner  
6X4X24, Toast & Adaptec  
Software Included



**DigiDesign 001**



**CALL FOR BEST PRICE!**  
Ask about our G3/Digi001 bundle!  
**BLOWOUT ON BLUE AND  
WHITE G3'S!**



- 450-MHz PowerPC
- 128 MB RAM
- 9 GB SCSI HD -Perfect for Audio
- CD
- Keyboard & Mouse
- 16 MB ATI Rage Pro Video Card

**audio-technica**



Custom & hard to  
find cables **IN  
STOCK!**

**LOW PRICE!**

**MOTU**

MOTU AUDIO 1296



96k Hz, 12 channel, 24  
bit audio interface

**RIDICULOUS PRICE!**


- \*12 audio tracks
- \*Record 8 tracks simultaneously
- \*250 Virtual Tracks
- \*20 Channel! midi-automatable digital mixer
- \*Easy to use graphic interface

Now with  
FREE 2  
GB HD

**ON  
SALE!**

**MACKIE**

Blowout Prices on all  
Mackie equipment!



**SR32-4**  
The Best Value  
4-bus, live-sound  
mixer ever offered!

For the best prices call us or check out  
our website at [www.shreveaudio.com](http://www.shreveaudio.com)

**ALESIS**  
Masterlink ML-9600



Just In - Demo's ONLY \$1,199

"THE BEST DEALS ON EARTH"

**digibid.com**  
click here

Your One-Stop Shop for the Best Gear Deals! Open 24/7

The internet auction marketplace at [www.digibid.com](http://www.digibid.com)

**GREAT EQUIPMENT**



212-502-1880  
234 WEST 30TH ST, NYC, 10001  
yeraudio@aol.com

**NO FUNNY AFTERTASTE**

**FAX YOUR AD  
631-547-1181**

**The gear  
you need.**  
We've got it.

We have everything you need  
for studio and stage!

- Recording
- Guitars
- Amplifiers
- Pro Audio
- Keyboards
- & More

**Sweetwater**  
music technology direct

**800-222-4700**

[www.sweetwater.com](http://www.sweetwater.com)  
sales@sweetwater.com  
5335 Bass Road, Fort Wayne, IN 46808  
(219) 432-8176 • FAX (219) 432-1758



**B.A.E., INC. aka BLEVINS AUDIO EXCHANGE  
CHRISTMAS AND "YEAR-END" SALE  
ALL "IN-STOCK" ITEMS MUST GO !!!  
SUCH AS AMPEX MM1100-24TK, 414EB,  
MCI JH24'S, NEVE 1073, DBX 160, TASCAM, SONY  
UREI 1178, LEXICON, NEUMANN, & MORE !!!  
VISIT US ON THE WEB @ [WWW.BLEVINSAUDIO.COM](http://WWW.BLEVINSAUDIO.COM)**

OR CALL RANDY DIRECT AT 615-242-0596 { 0599 FX }

# THE ULTIMATE ONLINE RESOURCE for pro audio, video & systems integration— Entertainment Technology Network

From the Publisher of Pro Sound News, EQ, Systems Contractor News, Medialine, Residential Systems, Surround Professional, Television Broadcast, Videography & Government Video is looking for energetic, talented professionals.

**Internet Sales (Account Service) Managers:** Ability to sell creative marketing opportunities to a rapidly-expanding community of customers and help them to grow their business. Requires understanding of internet marketing and advertising concepts as well as proven track record of new business development. Media sales experience, internet advertising sales, and/or knowledge of the Pro Audio, Video & Systems Industries a plus. Travel required. Excellent compensation.

**Strategic Business Development Manager:** Ability to identify, negotiate and close key partnerships inside and outside the Pro Audio Industries. Prior Internet business development experience and MBA are preferred.

**Internet Marketing Manager:** Ability to design and implement internet marketing plan to drive marketing objectives. Requires thorough understanding of internet marketing. Knowledge of Pro Audio, Video & Systems Industries a plus.

**United Entertainment Media, Inc.**

is an equal opportunity employer, offers a competitive compensation and benefits package. If you would like to join our progressive team please fax resume and cover letter to MP 212.378.2160.

## The job you want.

Sales • Service • Technical Support • Contracting/Install Recording Studio • Creative Marketing • And More



**Sweetwater**  
music technology direct

Call and ask for Kristine Haas or the Career Center today!

**800-222-4700**

5335 Bass Road  
Fort Wayne, IN 46808  
(219) 432-8176  
FAX (219) 432-1758

[www.sweetwater.com](http://www.sweetwater.com)  
[careers@sweetwater.com](mailto:careers@sweetwater.com)

USE THE



CAREER MARKETPLACE  
TO HIRE YOUR

**FUTURE DYNAMOS  
FOR  
YOUR  
BUSINESS!!!**

Call Christine at  
631-547-1180



The United States  
Army Field Band

Announces the following vacancy:

**AUDIO ENGINEER**

Starting salary is \$31,346–35,750 annually (military rank of Staff Sergeant) plus all military benefits including the college loan repayment program up to \$65,000.

Call (301) 677-6587/6231 • Fax (301) 677-6533

E-mail: [schultzs@emh1.fmeade.army.mil](mailto:schultzs@emh1.fmeade.army.mil)

or visit our website at: <http://www.army.mil/fieldband>

The United States Army is an Equal Opportunity Employer

**IF YOU ARE IN THE DUPLICATION  
OR REPLICATION BUSINESS  
YOUR AD SHOULD BE HERE!**



**Call Christine Vela  
At 631-547-1180**

# more essential gear for MAS

Expand your MOTU audio workstation with these essential tools.

MOTU AUDIO SYSTEM



## PLUG-INS EXCLUSIVELY FOR MAS

Nautilus is the latest ground-breaking audio effects processing technology from Netherlands-based Audio Ease, the leader in plug-ins designed exclusively for the MOTU platform.



Like its namesake from the timeless Jules Verne novel, Nautilus takes your audio below the surface, into exotic sonic seascapes you

never could have imagined. From Deep Phase Nine, a syncable 24-notch true phaser, to RiverRun, the world's first real-time granular synthesis plug-in, to PeriScope, an AltVee-turbocharged 32-band phase coherent equalizer, Nautilus launches your creativity anew. Mitch Gallagher, Editor of EQ magazine, says: "Nautilus is anything but another set of me-too plug-ins. Recommended for those looking for inspiring, unique audio processors."



## WAVES 3.0/MAS — NOW SHIPPING

New processors, new features, new interfaces, higher resolution. More capabilities in every box, such as 88/96kHz support for many native processors. And no more dongle. It's all new, from the Gold to the Renaissance Collection, featuring



our brand new Renaissance Reverberator,

including the Renaissance EQ and Compressor. And the Native Gold Bundle contains everything, including the award-winning C4 Multiband Parametric Processor.

Waves pushes the edge, again, so you can sound your best. Call sweetwater today and find out why so many have said you simply gotta' get Waves.



## AFFORDABLE HANDS-ON AUTOMATED MIXING

With its new, custom software written specially for Digital Performer, MotorMix becomes a seamless, tactile extension of your MOTU software recording environment. Put your hands on eight 100mm motorized faders and rotary encoders to



tweak your mixes in record time. Gain instant easy access to all MIDI and audio tracks

with control banks. You'll never even think about mixing with a mouse again. Imagine having tactile control over most of Digital Performer's features with MotorMix's intuitive layout and easy operation. MotorMix gives you all the advantages of a professional mixing board, at an incredibly affordable price. Bring motorized mixing to your MOTU desktop today. For more info: cmlabs.net



## PRISTINE MIC PRE-AMPLIFICATION

Why is the PreSonus DigiMax perfect for your MOTU rig? Because it's the purest path to digital.



DigiMax combines 8 channels of

award winning 24-bit mic pre-amplification with our unique simultaneous RMS peak detection limiting and EQ enhancement, giving you maximum gain before clipping while maintaining the musical

transparency of a compressor. The result? Fast, natural and versatile limiting on every channel. And DigiMax connects all 8 channels directly to your MOTU system in pristine, 24-bit digital glory.

CIRCLE 82 ON FREE INFO CARD



**Sweetwater**  
music technology direct

**800-222-4700**  
[www.sweetwater.com](http://www.sweetwater.com)

World Radio History



# MOTU AUDIO SYSTEM

## THE LATEST NATIVE REVERB TECHNOLOGY

On the heels of their groundbreaking RealVerb 5.1™ surround reverb plug-in, Kind of Loud Technologies presents RealVerb™, a new stereo reverb plug-in for MAS. RealVerb uses complex spatial and spectral reverberation technology to accurately model an acoustic space. The bottom line? Great sounding reverb with the ability to

customize a virtual room and pan within the stereo spectrum. RealVerb even lets you blend room shape, material, and size according to the demands of your mix. And RealVerb was designed from the ground up for automation. adjust controls in real-time without distortion, pops, clicks or zipper noise. You can even morph between presets – in real-time. Don't rely on your old standby – let RealVerb bring new quality and space to your recordings.



RealVerb™



## AUTOMATED WORKSURFACE

The Human User Interface (HUI) from Mackie is unmatched for advanced, yet affordable control surface technology for audio workstations. HUI is so tightly integrated with Digital Performer, it's like placing your hands on Digital Performer itself. Sculpt your mix with HUI's silky smooth motorized faders. Tweak effects parameters with firm, yet

responsive V-Pot rotary encoders. You can even call up plug-ins on-screen directly from HUI. Keypad and transport controls let you locate Digital Performer's main counter instantly, just like the familiar keypad on your computer keyboard. HUI is a complete hardware workstation console, with the user-friendly ergonomics that Mackie mixers are known for. Boost your productivity through direct hands-on control.

### MACKIE.

HUI™



## MICROPHONE EMULATION

Now the microphones you own can sound like the microphones you wish you owned. Mic Modeler allows any reasonably full-range microphone to sound like virtually any other mic. Using patented Spectral Shaping Tool™ (SST) technology, Antares has created precise digital models of a wide variety of microphones, from historical classics to modern exotics, as well as a selection of industry-standard

workhorses. Just select which microphone you are actually using and then select what mic you want it to sound like. You can further fine-tune the sound with modeled tube saturation, proximity, windscreen effect, and more. Mic Modeler is an easy, cost-effective way to extend your existing mic collection, or to obtain that classic, vintage sound — without the excessive price tag.

Microwave Modeler™

The Antares Microphone Modeler has just won the prestigious Mix Magazine Technical Excellence and Creativity (TEC) Award for Outstanding Technical Achievement in Signal Processing.

**ANTARES**  
REALLY COOL STUFF FOR MAKING MUSIC



## EVERPACK BUNDLE

From tube warmth to stereo enhancement to the new Z-room reverb, there's no other way to get the smooth sound produced by these classic MAS plug-ins.

For more info:  
[www.duy.com](http://www.duy.com)



All trademarks are the property of their respective owners. References to specific brands names are intended solely to identify the microphones analyzed in the development of the digital models and do not in any way imply any endorsement, support or approval by the manufacturer.

**Sweetwater**  
music technology direct

[www.sweetwater.com](http://www.sweetwater.com)

Voice: (219) 432-8118 • Fax: (219) 432-1756 • Email: [sales@sweetwater.com](mailto:sales@sweetwater.com)

5335 Bass Road • Fort Wayne, IN 46808

World Radio History



# more essential gear for MAS

MOTU AUDIO SYSTEM

**Bomb Factory**



## BIG KNOBS. BIG SOUND. NEW BOMB FACTORY PLUG-INS FOR MAS

**Pultec EQP-1A**



The Pultec equalizer provides smooth, sweet EQ and an extremely high quality tube audio signal path. Use Bomb Factory's meticulously-crafted replica anywhere you'd use the original: on individual tracks, critical vocals, or even across a stereo mix for mastering applications.

**Fairchild™ 660**




Re-introducing the undisputed champion in price, weight and performance: the \$35,000, 100-pound, Fairchild compressor. Bomb Factory's no-compromise replica captures every nuance of the studio classic. But unlike the original, it's affordable enough that actual musicians can afford to own one. Heck, run a dozen at once — even in stereo.

**JOEMEEK™ Compressor**



Add a little magic to your mixes with the JOEMEEK SC2 Photo Optical Compressor. In use by top producers the world over, JOEMEEK compression is the secret weapon that gives your sound the character and excitement it deserves!

**JOEMEEK™ Meequalizer**



Joe Meek prototyped musical circuits in tiny tobacco tins. One of them was a treble and bass circuit used in conjunction with a sweepable mid control. The Meequalizer recreates the exact circuit used by Joe Meek, offering simple controls and incredibly warm, musical results. Use it on mono or stereo tracks!

**Tel-Ray™ Variable Delay**



In the early 1960's, a small company experimented with electronics and technology. When they came up with something great, they would 'Tell Ray' (the boss). One invention involved a tuna can, a motor, and a few tablespoons of cancer-causing oil. The creation: an "Electronic Memory Unit." A technology, they were sure, that would be of great interest to companies like IBM and NASA. Though it never made it to the moon, the killer technology that gives Tel-Ray its unique sound was licensed by most every major guitar amp manufacturer. Ad-N-Echo™ to any voice or instrument using the Tel-Ray™ Variable Delay. It provides lush delay, amazing echo, and warms up your tracks and mixes.

**moogerfooger™ Analog Delay**



The moogerfooger Analog Delay is simply the coolest (and warmest!) delay in the digital domain. Due to component shortages, fewer than 1,000 "real world" versions exist! Bomb Factory snagged serial #1 and, as always, meticulously modeled every detail of Dr. Moog's classic analog design. Wait until you hear it!

**moogerfooger™ 12-Stage Phaser**



The moogerfooger 12-Stage Phaser combines a 6 or 12 stage phaser with a wide-range variable LFO. Start with subtle tremolo or radical modulation effects, then crank the distortion and resonant filters for unbelievable new tones—all featuring classic MOOG® sound.

CIRCLE 54 ON FREE INFO CARD

Sweetwater is an authorized Apple VAR and MOTU specialist. From your Mac, to your MOTU audio system, a free lifetime tech support, we make it easy for you.

**800-222-4700**

World Radio History

Life is good, but new equipment  
makes it even better

## 2001, Space Odyssey

I have been waiting for the 24-hour *2001* channel. I figured out that in the year 2001 you could play the movie *2001* exactly 2001 times with some space for commercials. The commercials would undoubtedly be for the 24-hour *2010* channel to be launched in nine years to show Stanley Kubrick's sequel.

My mastering/mixing room has become a space odyssey of its own. I have no space for all of the stuff that I can't seem to get rid of. Some outboard gear has been gathering dust for five years or more, but just when I get ready to get rid of it, some problem arises that only this obsolete piece of gear will solve. This, of course, justifies hanging on to everything forever. I have come up with a temporary solution. I tell my wife, "This gear will help you with your demos, so I'll just leave it here in your room, okay?" This is working for now, but she is starting to ask questions about all of the gear piling up on her side of the house. I hope she doesn't read my column this month.

### Hard Disks Are Free

Well, almost free. Considering that one year ago I paid \$1,800 for 18-gigabyte SCSI hard disks, \$199 is basically free. (I won't even tell you about the 45-megabyte drive I bought in 1983 for \$5,995, or the five-megabyte drive that was \$3,995 in 1980.) Eighty-gigabyte ATAPI drives are now \$349. Seagate just announced a new 180-gigabyte drive due out soon. Samples are available now.

Hard disks are now cheaper than two-inch analog or reel-to-reel digital tape. Removable drive bays now allow you to plug in the disk drive, record your music, and, when you're done, unplug the drive and put it on the shelf. New project? Just plug in a new drive.

Many of the disk-based multitrack machines, such as the Mackie HDR 24/96, save their files in native DAW formats so that you can plug the drive into your DAW and read the audio directly. The Mackie also has an Ethernet connection for transfer of audio between the 24/96 and any networked computer.

I am waiting for Sony to produce a professional 48-track (or more) digital recorder that's hard disk- or optical disc-based. This milestone will surely mark the end of tape-based recording as far as I am concerned.

The worst thing about tape is that you can't slip tracks around to make them earlier or copy choruses to other choruses without a second machine. Also, the best thing about

tape is that you can't slip tracks around to make them earlier. There's a syndrome I like to call "middle-finger mouse reflex" that affects most DAW users. As you're repositioning the mouse from one corner of the computer screen to another corner of the computer screen, your middle finger sometimes reflexively clicks the mouse button. If the mouse pointer was passing over an empty area of the screen, then no problem. You just pause for a second, shake your hand in the air, clench your fingers, and go on about

**I AM WAITING FOR  
SONY TO PRODUCE  
A 48-TRACK  
DIGITAL RECORDER  
THAT'S HARD-DISK  
BASED. THIS  
MILESTONE WILL  
MARK THE END  
OF TAPE-BASED  
RECORDING.**

your business. If, on the other hand, the mouse pointer was passing over a region of audio, that region would be dragged from its original position by some arbitrary amount. If you noticed the finger twitch, then everything is fine...you just click "undo" and go back to work. If you didn't notice the errant click until after your next editing action, you are dead meat. Some region that you didn't notice was moved, and you don't know by how much. You can't reposition all of the regions in that area to their original timecode, because they were all moved anyway in the course of editing. I like to use tape as my "reference master" during a project. If I have a question about relative position between tracks, I can recapture the tracks from tape and compare their position. This method has saved my butt on more than a few occasions.

► continued on page 129

ROGER NICHOLS





evolution wireless ew-172

1092 Digital Wireless

evolution e609

sennheiser.  
for guitar.



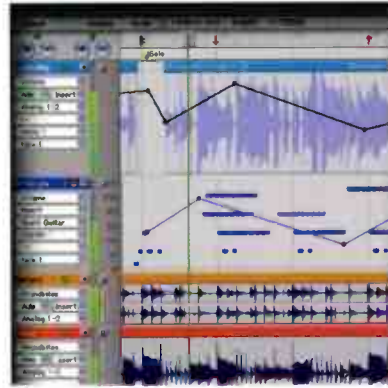


www.sennheiserusa.com



One Enterprise Drive, Old Lyme, CT 06371 Tel: 860-434-9190 • Fax: 860-434-1759  
Sennheiser Mexico: Tel: (525) 639-0956 Fax: (525) 639-9482 Sennheiser Canada: Tel: 514-426-3013. Fax: 514-426-3959  
Manufacturing Plant: Am Labor 1, 30900 Wedemark, Germany

CIRCLE 99 ON FREE INFO CARD  
World Radio History



# DP3 for 2001

**MOTU**  
motu.com

CIRCLE 36 ON FREE INFO CARD  
World Radio History