

Test equipment-part one

MIDAS **The professionals' choice**

Abe Jacob, top American theatre sound designer, with the MIDAS 32 into 8/2 VCA controlled Live Sound Console and 12 into 2 submixer he specified for EVITA on Broadway. Abe has earned his reputation from shows like JESUS CHRIST SUPERSTAR, CHORUS LINE, AND BEATLEMANIA. Why MIDAS? Because MIDAS experience and design philosophy provide highest quality signal processing in a compact and rugged modular frame built to withstand years of use. Abe Jacob is a professional. MIDAS is the professionals' choice.



EDITOR
ANGUS ROBERTSON

ASSISTANT EDITOR
NOEL BELL

PRODUCTION EDITOR
DRUSILLA DALRYMPLE

CONSULTANT
HUGH FORD

**EDITOR'S
PERSONAL ASSISTANT**
WENDY SMEETH

ADVERTISEMENT MANAGER
PHIL GUY

PUBLISHER
DOUGLAS G. SHUARD

Editorial and Advertising Offices:

**LINK HOUSE, DINGWALL AVENUE,
CROYDON CR9 2TA, GREAT BRITAIN**

Phone: 01-686 2599

International: +44 1 686 2599

Telex: 947709

Telegrams: Aviculture Croydon

© Link House Publications Ltd 1980

All rights reserved

*STUDIO SOUND is published on the second Friday
of the preceding month.*

SUBSCRIPTIONS

*STUDIO SOUND is available on a rigidly controlled
requested basis only to qualified personnel (see back
page for terms of control), or for an annual cost of
£11.60 to non-qualifying readers or where more than
two copies are required in a studio or small organisation.*

UK Subscription cost £11.60.

*UNITED STATES Surface mail subscription \$30,
airmail subscription \$58.*

*OVERSEAS Surface mail subscription £12.50, airmail
subscription £24*

Change of address

*All changes of address must be notified to our Poole
address in writing, preferably including an old address
label or at least the seven digit number on the address
label together with the old address. We are unable to
accept verbal changes of address.*

All subscription and circulation enquiries to:

*Subscription Dept, Link House Publications Ltd, Robert
Rogers House, New Orchard, Poole, Dorset BH15 1LL,
Great Britain.*

Phone: 02013 71171.

Telex: 417109.

BACK COPIES

A limited number of back copies are available, 75p each

BINDERS

*Loose-leaf binders for annual volumes of STUDIO
SOUND are available from Modern Bookbinders,
Chadwick Street, Blackburn, Lancashire. Price is £3
(UK and overseas). Please quote the volume number
or date when ordering.*



MEMBER OF THE AMBER
BOARD OF EDITORIALS

*Total average net circulation of 13,366 per issue during
1978. UK: 6,257. Overseas: 7,109.*



A LINK HOUSE PUBLICATION

studio sound

AND BROADCAST ENGINEERING

NEWS	26
STUDIO DIARY_____including Indigo (USA), Barbarossa (Munich)	34
THOUGHTS ON MAINTENANCE_____Pete Smith	40
BUSINESS	48
SURVEY: TEST EQUIPMENT	50
LETTERS	72
THE ART OF INTERCONNECTION_____Franklin J. Miller	74
REVIEWS: Hugh Ford	
_____EVENTIDE THS 224 REALTIME SPECTRUM ANALYSER	78
_____RCF SPECTRUM ANALYSER SA1	82
_____EMT 422 FLUTTER METER	86

This month, for the first time, we're publishing a comprehensive test equipment survey (previously it was only a short directory) including signal generators and oscillators, distortion meters and analysers, wow and flutter meters and analysers, real time spectrum analysers and plotters. Next month's issue will include test tapes and discs, and handheld sound level meters. Simply, due to lack of space, we haven't even attempted to cover more general equipment such as oscilloscopes, power supplies, voltage calibrated millivoltmeters and multimeters, but information on these should be available from general industry sources. It is perhaps also interesting to note that while companies offering specific pro-audio equipment such as mixers, tape recorders, effects and so on, tend to become popular and then decline as new companies penetrate the market, test equipment manufacturers seem to be rather more stable, possibly due to their product's multiple applications in many industries, not just audio. I also suspect that profit margins on general test equipment are rather higher than many pro-audio companies. Unfortunately it is also a market where Britain takes second place, although a few companies are making significant contributions.

For the last couple of years, the recording and music business has been reported as going through a difficult period, with little money available for expansion, or re-equipping the new studios. With such a 'slump' one might expect manufacturers and distributors to be keeling over weekly, as money being spent on new equipment becomes less readily available. It may be what one might expect, but certainly doesn't appear to have happened. New products are being continually launched, orders are reaching such heights that delivery periods are becoming longer, and many delivery dates are simply not being kept. While *Studio Sound* doesn't actually spend any money, it does review equipment regularly (you may have noticed) and over the past few months has found considerable difficulty in borrowing some for review—this is equipment being continually promoted through exhibitions and advertisements. This has made it difficult to plan reviews in advance, where equipment has been promised but for various reasons doesn't arrive in this country in time for us to conduct a proper review. So one or two reviews recently haven't been as thorough as we would have liked and where minor problems have arisen, we haven't had time for deeper investigation. Most intended reviews eventually appear, although often not for several months since once they have missed their 'slot' in the schedule, it isn't always possible to run them a couple of months later. So while we always attempt to provide balanced coverage with leading products reviewed within 18 months of their launch, and many far earlier, this is unfortunately becoming more difficult to achieve.

Cover of an Amber 4400A test set and
Lindsay spectrum analyser by
Adrian Mott and Ray Hyden

APRIL 1980 VOLUME 22 NUMBER 4

C 424

C 422

C 34



Mics for every recording situation

- The C 422 comb. is a new stereo condenser microphone based on the tradition of the well known C 24, whilst the AKG C 424 comb. was designed as a quadrophonic condenser microphone for 4-channel recordings. The C 422 comb. has two twin diaphragm systems, which allows each channel's polar response to be electronically adjusted with the remote control unit S 42 E. Suitable for MS and XY stereo technique. The upper capsule can be rotated through 180° for selection of the base angle in any recording situation.

- In the top of the housing of the C 424 comb. are two elastically suspended twin diaphragm capsules, of which the upper one is also rotatable for selection of the base angle between front left/rear right and front right/rear left. Colour coded channels.

- The C 34 comb. is a small stereo condenser mic for studio and mobile use. The polar pattern for each channel may be selected in 9 steps via remote control unit S 42. Upper system rotatable through an angle of 180°.



AKG Acoustics Ltd.
191 The Vale, London W3 7QS
TF: 01-749 2042 (5 lines)
TX: 289 38 (akgmic g)

Send this coupon for information about AKG products

- HEADPHONES
- MICROPHONES
- PICK UPS
- REVERB UNITS
- TIME DELAY UNITS

Name _____
Street _____
Town _____
Postcode _____

APRIL

**Judged
against
competitors
the 8-track
Otaris make
the rest
seem toys.**

**MX7800 One inch
£4490**

ITA

1-7 Harewood Avenue,
Marylebone Road, London NW1.
Tel: 01-724 2497. Telex: 21879.



MX5050-8 Half inch £2490

SAVE MONEY SAVE TIME

WHAT IS OPTIONAL FOR THE OTHERS IS FOR US A MATTER OF COURSE

- * From 16 to 52 in/out channels
- * 24 channel busses including panning
- * 4 band parametric equalizer
- * Continuously variable Hipass filter
- * Up to 28 sends as standard
- * 3 different channel mute grouping
- * Momentary short travel mute switches
- * All solo facilities including «Solo in place» either in monitor or in remix mode
- * 3 master status logically reversible on each channel
- * 28 light meters either vu or PPM and phasemeter as standard
- * 28 Iso frequency third octave analyzer
- * PLUS 30, RS64 automation with separate mute and level encoding using one 6502 microprocessor per channel
- * High quality and high performance components
- * Tough, reliable and attractively designed

PLUS 30

37, rue de ANNELETS
PARIS. 75019.

Tel: 202 5869 202 2102





NO COMPETITION

The superb 3.77 is the only choice in compact professional recorders.

Who says?

Hundreds of satisfied professional users— Broadcast authorities, studios, record companies, universities etc etc.

What makes it the best?

The 3.77 provides more performance and features for your £ than any other model. Like 3 speeds, flat metal facia with excellent editing facilities, 100% variable speed control, logic control with motion sensing, line-up oscillator.

An **ITA** Product.

1-7 Harewood Avenue, Marylebone Road, London NW1. Tel: 01-724 2497. Telex: 21879

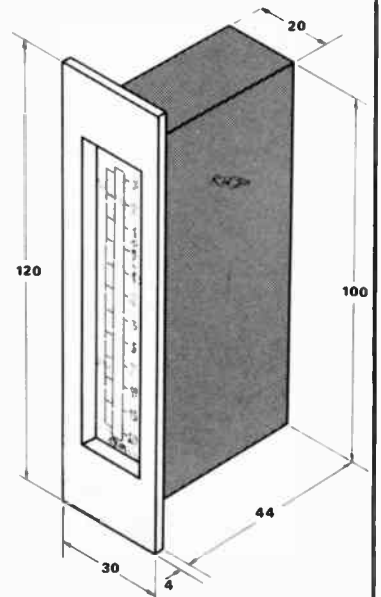
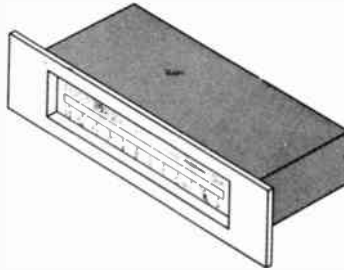
ELEKTRONIK d.B.m. VISUAL DISPLAY

A comprehensive range of Bargraph visual displays which uses high intensity L.E.D's and the most up to date logic control making them very accurate and versatile with a good dynamic range. Available with vertical or horizontal scales which can be illuminated and comes in an attractive moulded case with an elegant matt black finish.

Models available : VU switchable, VU—PPM switchable, VU—PPM switchable with peak memory. 12 or 20 segments. Bar or single segment movements.

Brief Specification

Input sensitivity	770 m.v. (adj.)
Input impedance	10K
Rise Time VU	35 M.S.
Decay Time VU	300 M.S. (adj.)
Rise Time PPM	3 M.S.
Decay Time PPM	3 s. (adj.)
Supply voltage	12 Volts D.C.
Tolerance	within one D.B.
Frequency response	10 Hz-100kHz
Connections	via a multiwave connector



Also available a range of inexpensive mono and stereo displays in a very attractive case with an acrylic facia. Ideal for level or VU monitoring. Prices on application. For further information please contact U.K. marketing agents.

CLIFF ELECTRONICS LTD.
97 COULSDON ROAD, CATERHAM, SURREY

Telephone: Caterham 47713 Telex 8813346

Manufactured in U.K. by CAPITAL COMPONENTS, 28 East Street, Rochford, Essex.

For technical informaton please ring Les Hamilton (0702) 547252

8 channel, 2 group MXT - 1000 - each channel fitted with compressor

The MXT-1000
A unique system enabling your own requirements to be built from standard equipment

MXT-1000 AUDIO MIXING SYSTEM

Manufacturers of sound systems and electronics

Audix Limited
Station Road, Wenden
Saffron Walden
Essex CB11 4LG

Tel: Saffron Walden (0799) 40888
Telex: 817444

The Neumann reputation for quality and reliability in condenser microphones has remained unsurpassed since the 1920's.

Half a century later, Neumann are still the first choice.

The extensive Neumann range now includes the KMR82 shotgun, the U89 and the USM69 stereo microphone.

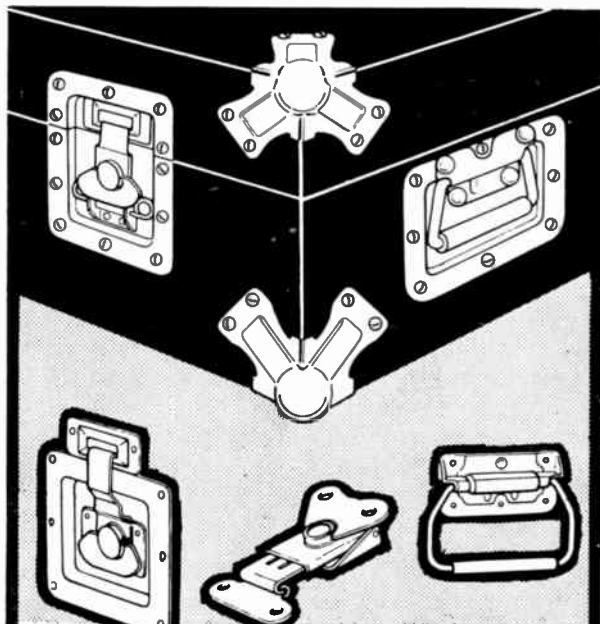


Audio Export Georg Neumann & Co. GmbH
D · 7100 Heilbronn Fleinerstrasse 29 West Germany



F.W.O. Bauch Limited

49 Theobald Street, Boreham Wood, Hertfordshire WD6 4RZ
Telephone 01-953 0091, Telex 27502



Protex quick-release latches, handles, corner pieces and fasteners are used by some of the world's leading manufacturers because they are just right for the job.

protex FASTENERS LTD.

Arrow Road, Redditch, Worcs. Tel: Redditch 63231




Rod Argent's
Keyboards

NEW ROLAND SYSTEM 700
£4,000 + VAT.

NEW ROLAND MICROCOMPOSER,
MC8, £2,750 + VAT.

**WE ARE SOLE U.K. DISTRIBUTORS AND
EUROPEAN SERVICE CENTRE FOR ALL
SEQUENTIAL CIRCUITS PRODUCTS.**

20 DENMARK STREET, LONDON WC2H 8NA
Telephone 01-240 0084/5




**ELECTRO-VOICE RE 20.
THE MICROPHONE MOST
HIGHLY PRAISED
IN RECORDING
STUDIOS.**

The studio-microphone RE 20 is a cardioid microphone of the variable-D-series, i. e. incorporating the patented system that avoids proximity effect and reproduces the true sound. It was especially developed for broadcasting, recording studios and sound reinforcement applications and therefore features an essentially flat frequency response, a very wide frequency range, an excellent transient response and numerous further sophisticated qualities appreciated in recording studios. It is, therefore, not surprising that more and more recording studios so highly praise the various Electro-Voice microphones. Why not ask for further particulars from Gulton Europe Ltd., Electro-Voice Division, Maple Works, Old Shoreham Road, HOVE BN3 7EY.

EV **Electro-Voice®**
a gulton company S.A.

Telephone: Brighton (0273) 23329
Telex: 87680 Gulton G



Much of what makes the Studer A800 superior is apparent.... much more is not.

When you observe the A 800, you can't miss the legendary Studer head assembly and jewel-like tape handling mechanism. But, there's much more you can't see. Like half-horsepower spooling motors that let you stop 14" reels from full shuttle speed in less than two seconds at controlled tape tension. Or the unique "rehearse" function

that lets you preview an edit decision before you commit yourself. Or the micro-processor controlled drop-in and drop-out record and erase function that lets you make high precision gap-free edits every time. Or the exclusive Studer "spot erase" feature that energizes the erase head only, to let you remove clicks with absolute

precision. Or the single knob master bias control for rapid alignment when changing tape formulations.

To learn about these and many other advantages that make it superior, please call or write to F.W.O. Bauch Limited.

STUDER
INTERNATIONAL AG
Telephone (01) 840 29 60 CH-8105 Regensdorf

F.W.O. Bauch Limited

49 Theobald Street, Boreham Wood, Hertfordshire WD6 4RZ
Telephone 01-953 0091, Telex 27502

STUDER REVOX AMERICA INC Nashville
Telephone (615) 329-9576

STUDER FRANCE S A R L Paris
Telephone 533 5858

STUDER REVOX CANADA LTD Toronto
Telephone (416) 423-2831

Our Package Deal is as good as a Holiday

We won't exactly pack your suitcase or wave you off at the airport, but the effect's the same.

Once you've given us your script, or master, you can forget about it. Go play golf. Or, to be more realistic, get back to all the other jobs which claim your attention. Only this time without the interruptions you usually suffer when you're nursing your latest baby along the production line.

We'll do the nursing for you from receipt or manufacture of your master tape to the

duplication into cassettes. But we'll do more than just record or duplicate.

We'll label, check, package and deliver it too. Your distributor gets it on time, so he's happy. We're pleased because we've completed another good job. You've got the result you wanted, painlessly, and you're delighted.

With all these smiling faces around, you could forget you're still at work.

Contact James Scarlett or Peter Fanshawe.



James Yorke Limited

Oak House Northleach Gloucestershire Tel: 045 16 509
We have a lot to live up to . . . and we do.

SYNTOVOX



vocoders by synton
HOLLAND

Syntovox 221 is a 20-channel vocoder system which already has made its way to numerous sound recording studios, radio stations, composers and scientific institutions for its outstanding quality and its unexcelled intelligibility.

Syntovox 221 includes 54 dB/octave filters, a feature not found in any other vocoder on the market. It also offers the versatility of a built-in pulse generator for direct speech synthesis, and several control units for pitch modulation.

- Syntovox 221 - The Intelligible Machine - has set standards in vocoder techniques.

Syntovox 222 (Triple Two) is a simplified vocoder system, created as a result of feedback from performing musicians who needed a flexible, easy-to-use machine for on-stage and session work.

Triple Two allows vocal control over each played note or chord, featuring an unequalled dynamic response and clarity of sound. It is the interface between musician and his instrument, translating articulation into musical sounds.

- Syntovox Triple Two - trend setter for budget vocoders. Triple Two's the One.

Syntovox 202 is the latest development in vocoders by Synton. It was designed primarily to make a match between a polyphonic keyboard, a boosted bass or a fuzzed guitar and its player.

Syntovox 202 introduces the elegant way of moulding musical sounds into the shape of vocal articulation, enabling the user to impose his timbre upon cliché sounds - instantly!

We could have called Syntovox 202 'The Little Imposer'. We didn't. We called it 'The Incredible Machine'. You'll find out why.

- Syntovox 202 - a thrilling effect at rock bottom price.

Belgium: Naybies, Brussels/7343138 • France: Lazare Electronic, Paris/8786210 • Norway: Pro-Technics Oslo/460554 • Sweden: Elfa AB, Solna/7300700 • Switzerland: Audiovideo SA, Lugano/523827 • U.K.: Trad Electronics Ltd, Watford/47988 • U.S.A. & other countries outside Europe: Parasound Inc, San Francisco CA. 415-6734544 • NETHERLANDS: SYNTON ELECTRONICS B.V. POB 83-3620 AB BREUKELLEN/03462-3499 TLX 40541



"The original A77 had set a standard by which I have judged other domestic and semi-professional recorders for many years. It is now clear that the new B77 sets a new standard not easily surpassed at its price"


Angus McKenzie (March 1978)

REVOX

For the full story contact F.W.O. Bauch Ltd., 49 Theobald St., Boreham Wood, Herts. WD6 4RZ

A STATE OF THE ART CARTRIDGE MACHINE

The Cartridge Technology Recorder/Reproducer is a British engineered machine constructed on the same techniques that are found in the most sophisticated reel-to-reel recorders.



Crystal controlled DC motor with ceramic shaft.

Unique patented pinch roller system mechanically solves tape skewing problems and its alignment is unaffected by pinch roller pressure or wear.

Large front panel timer.

Fast forward and audio muting are standard.

Phase linear record equalisation gives better square wave and transient response.

NAB/CCIR equalisation.

Built-in test oscillator.

Illuminated PPM's (VU's optional).

150 Hz and 8 kHz cue tones are standard.

Any combination of cue tones may be recorded and detected simultaneously.

The machine is based on an ISEP module so that it may be case or rack mounted or built directly into a mixer sub frame.




A2 and Stereo-phased AA3's available ex-stock.

Audiopak—for further information contact

JOHN A. STEVEN

PROFESSIONAL RECORDING EQUIPMENT

4 CRESCENT DRIVE SHENFIELD ESSEX CM15 8DS Tel: BRENTWOOD (0277) 215485 Telex: 995701 INTCOM G REF 187



QUITE SIMPLY, THIS IS THE MOST ADVANCED, POWERFUL, VERSATILE AND PORTABLE AUDIO ANALYSIS SYSTEM IN THE WORLD.

IE-30A Grade 1 Precision Sound Level Meter. 1/3 octave analysis - instantly. Two display memories maintained, even when switched off. 9 to 149 dB SPL range. 0.1 dB resolution. Digital readout of SPL with A and C weighting. Three response speeds, thirty frequency bands, display hold, 15, 30 and 45 dB selectable resolution, outputs for peripheral equipment, eg scope, plotter, line amplifier, etc.

Comes as standard with a precision

laboratory microphone calibrated in dB SPL and remoteable up to several hundred feet, a test probe with two precision attenuator settings for calibrated dB/ μ V measurements (true rms, average or peak), nickel cadmium batteries with charger and a hard shell, foam-lined travel case.

IE-17A. An extremely intelligent microprocessor-based system, capable of calculating acoustic and electrical

delays from 1 m/sec to 100 secs. Measurement of reverberation, distortion, discreet acoustic reflections, narrow band analysis, time-gated amplitude response of direct wave and reflected wave phenomena, articulation losses and other time-related phenomena.

Ivie Electronics Inc. Orem, Utah



F.W.O. Bauch Limited


49 Theobald Street, Boreham Wood, Hertfordshire WD6 4RZ
Telephone 01-953 0091, Telex 27502



AMCRON

**ALL AMCRON PRODUCTS
AVAILABLE FROM STOCK**

**FRANCHISED DIRECT
IMPORTERS**



PSA-2

CALL CHRIS FLACK FOR DATA AND PRICES




Kirkham Electronics

**MILL HALL, MILL LANE, PULHAM MARKET, DISS, NORFOLK IP21 4XL
DIVISION OF K.R.S. LIMITED
TELEPHONE (037 976) 639/594**

cadac

maintain the standard you know



A full range of flexible consoles with optional DC subgrouping, CARE automation and centralised routing to standard and custom designs for the most demanding applications in music recording, remix, theatre and broadcasting.

proven technical excellence meticulously handcrafted

C. A. AUDIO SYSTEMS LTD., 141 Lower Luton Road, Harpenden, Herts. AL5 5EQ
Telephone: Harpenden 64351 Telex: 826323 Cadac G




IMAGINE A STUDIO WITHOUT AN EMT PLATE.

We can! EMT digital reverberators are judged by experts to be subjectively superior in sound quality, even to the renowned plate and famed foil.

The EMT 250 offers numerous facilities, including the first reflection delay selectable decay characteristics.

The EMT 244 is a compact



microprocessor reverb-only system.

They can even be made to sound like a plate!




EMT FRANZ GmbH

Postfach 1520, D-7630 Lahr, Tel. 07825-512, Telex. 754319. Franz D

F.W.O. Bauch Limited

49 Theobald Street, Boreham Wood, Hertfordshire WD6 4RZ
Telephone 01-953 0091 Telex 27502



The Total Package

We specialise in supplying The Total Package tailored to your requirements. We offer studio design, consultancy, installation and service, at unbeatable prices. Also export and mail order services.

Suppliers of AKG AHB Ashley Beyer DBX EV Furman JBL Lockwood MXR Quad Revox Soundcraft Tannoy Teac/Tascam etc
Write or phone for a free copy of The Total Package

Lake
Audio
Consultants

11 Beauchamp Gardens
Rickmansworth
Hertfordshire
WD3 2EF

Phone: 092 37-70488

Non-jamming Super Quality C-Zero Cassettes

Increased production means we can now offer our top quality C-Zero cassettes for immediate delivery.

- LUBRICATED STAINLESS STEEL PINS
- FLANGED IDLER ROLLERS
- 5-SCREW CLOSURE
- HARD CLEAR WINDOWS

For a free sample write or telephone Mr. Henry now

**PROFESSIONAL
TAPES LTD.**

Cassette House, 329 Hunslet Road,
Leeds LS10 1NJ. Tel 0532 706066

AN ACCURATELY MATCHED 8-TRACK STUDIO PACKAGE AT A PRICE YOU CAN'T AFFORD TO MISS . . .

ALLEN & HEATH BRENELL MINI 8 STUDIO PACKAGE COMPRISING:

MOD III CONSOLE 16 x 8
HEAVY DUTY POWER SUPPLY
BRENELL MINI 8 1 INCH COMPATIBLE STUDIO RECORDER
DIGITAL TAPE COUNTER
ELECTRONIC VARISPEED UNIT
PRO-LIMITER

Write or telephone for details today



CATHEDRAL SOUND LTD.,
FOURWAYS, MORRIS LANE,
HALSALL, ORMSKIRK,
LANCS. L39 8SX
Tel. Halsall (0704) 840328

AUDIO CONSOLES OF DISTINCTION

The M series — like the current M10/2 shown here — was first introduced eight years ago. Through well earned recommendations it has sold steadily since — a tribute to its inherent reliability and performance!

Supplied to Christian Broadcast organisations worldwide, hospital radio, film and T.V. production studios, B.B.C., theatres etc.


For example we have just supplied 10/2 and 24/8 mixers for the new sound system at St. Pauls Cathedral.

M10/2 and M16/2
from £672 + VAT



CHILTON MAGNETIC TAPES LTD.

Chilton Works, Garden Road,
Richmond, Surrey, U.K.
Tel: 01-876-7957




How good to know that from start to finish you're going to be in expert hands.

To know that, when you finally go for a take, it's in the can first time!

The MCI recording Expert is a Professional, ready to back you up to 100%. And do it perfectly every time.




MCI (PROFESSIONAL STUDIO EQUIPMENT) LTD
MCI House, 54-56 Stanhope St. London NW1 3EX
Tel: 01-388 7867/8 Telex: 261116

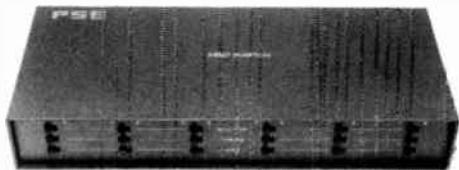


production studio equipment

PHANTOM POWER SUPPLY
10/48v Automatic Power Supply
6 or 2 way version.




DIRECT INJECTION
1, 2 or 6 way version, passive. Featuring
ground lift, 30dB and noise filter



19" EQUIPMENT RACK
Ultra heavy duty



STUDIO MONITOR
Flight case construction. Choice of tannoy
386 or Super Red units. Units clamp
together for transport.



UK

Music Laboratory
72 Eversholt St.
London N.W.1.
Tel: 01-388 5392

HOLLAND

Pieter Bollen
Stijpsestraat 94
5616 95
Eindhoven
Tel: 080 520662

BELGIUM

A.S.C
Rue Barastraat 146
B1070 Brussels
Tel: 02520 0827

NORWAY

Pro. Technic
Lydersagensgate 19
Oslo 3
Tel: 0246 0554

SINGAPORE

Kinetex
9 Wantho Avenue
Singapore 13
Tel: 882321-2

FRANCE

Studio Equipment
19 Rue Poussin
Paris 75016
Tel: 647 6401

CANFORD AUDIO

STARGATE WORKS, RYTON
TYNE and WEAR, NE40 3EX
Tel: RYTON (089422) 4515



★ STUDIO ACOUSTIC TABLES

- purpose-built for radio, production or TV
- hexagonal or rectangular

★ ACOUSTIC SCRIPT LECTERNS

★ OTHER SPECIALIST JOINERY

- consoles, studio fittings, etc.

★ AUTOMATIC CABLE TESTER Mk. 2

- tests for all possible faults, if none present gives OK indication, otherwise indicates exact nature of fault
- accepts XLR, PO or Bantam jack
- Mk. 2 version enables detection of intermittent faults

★ BATTERY MICROPHONE PREAMPLIFIER

- XLR connectors
- balanced input
- variable gain, low noise

★ EMO DIRECT INJECTION BOXES

- 10% off list price

★ REVOX B77

- competitive discounts

RING FOR LEAFLETS AND PRICES

TEAC 80-8 P.S.E. 1" CONVERSION 1" TEAC — THIS COULD BE THE FIRST TIME YOU GET TWICE AS MUCH FROM A ½" MACHINE

TRUE 1" STANDARD
20 dB IMPROVEMENT IN CROSSTALK
NO MORE BOUNCING PROBLEMS



*music
laboratory*

MUSIC LABORATORY
72-74 Eversholt St., London NW1.
Tel: 01-388 5392

Prime Time™

Digital Delay Processor



professional quality delay plus special effects



Lexicon's new Model 93 "Prime Time" digital delay processor gives recording studios and entertainers an easy-to-use professional quality time delay with special effects and convenient mixing all at a price you can afford. It combines a degree of flexibility and versatility never before offered in equipment of full professional quality.

- Two delay outputs independently adjustable from 0 to 256 ms
- Complete mixing for delay and reverb processing, freeing up main console channels and tape tracks
- Integral VCO for special effects like vibrato, doppler pitch shift, flanging and automatic double and triple tracking
- Long delay special effects — up to 2 seconds
- All dynamic functions can be footswitch controlled
- 90 dB dynamic range, total distortion below 0.08% at all delay settings

Lexicon

Lexicon, Inc., Waltham, Massachusetts 02154, USA
 F.W.O. Bauch, Ltd., 49 Theobald St., Boreham
 Wood/Herts WD6 4R2. Telephone 01953 0091

ApPh


Apex Audio products are known and respected throughout the world for reliability and superb specifications. Here are five such products for the 1980's, each designed to give you a better sound.

OAS-24 Grouping and Automation System

It provides up to 10 subgroups from 24 audio channels, using B&B voltage controlled attenuators.

The system comes in 3 parts; Control console, with 9 group modules each containing grouping switches, mute switch and fader, and one master module; VCA case with appropriate number of VCA cards; and power supply.

You can use it to extend the life of your console at a fraction of the cost of a new board, or move it from one studio to another any time you want, therefore taking extra capability only where you need it.



If you want full details on these products please contact any of the worldwide Apex companies.

Apex Audio Systems UK Ltd
35 Britannia Row
London N1 8QH England
Telephone: 01-359 5275/0955
Telex: 268279

APEX SYSTEMS LTD.
7801 Melrose Avenue,
Los Angeles,
California 90046
Tel: (213) 655-1411
TWX: 910-321-5762

APEX AUDIO SYSTEMS AUSTRALIA PTY. LTD.
(Sydney) Tel: 212-4920
TLX: (790) AA24035

APEX BENELUX
(Brussel) Tel: (02) 345.44.44
TLX: (846) 26409 (TEMBEL B)

APEX BRAZIL
(Rio de Janeiro) Tel: 266-5117
TLX: (391) 1121008 (XPSPC BR)

APEX AUDIO SYSTEMS CANADA, LTD.
(Toronto) Tel: (416) 363-8138
TLX: 06225500 (OCTO TOR)

APEX CHICAGO LTD.
Tel: (312) 644-1666

APEX COLORADO, LTD.
(Golden) Tel: (303) 892-9245

APEX DENMARK
(Copenhagen) Tel: (01) 59 1200

APEX FRANCE S.A.R.L.
(Paris) Tel: 251-4995

apex.



B&B VCA 500A Card

This is a retrofit VCA for the MCI 500 Series and requires no additional circuitry.

THD, IMD and modulation noise are down to their theoretical limits as a result of patented "Class A" circuitry. Thus the 500A is free of colouration and distortion.

In addition, there is a B&B VCA 505 Universal Card which has a 15-pin edge mount, and buffered inputs. All the op-amps are on sockets so when even more sophisticated devices become available, they can be updated easily.

The 1537A VCA chips, which are the heart of the 500A card, are available separately for those who want to design their own applications.



B&B EQF2 Parametric Equaliser/Filter

Equalisation is switchable peak or shelf, with reciprocal cut or boost.

Filtering is tunable high and low pass.

The B&B EQF2 covers the full audio band from 20Hz to 20kHz, and over each of its three frequency ranges it maintains a constant Q.

It is a high quality device well-known as a powerful and creative tool in the studio. Its response curves were chosen carefully to sound good and not just look good on paper.

It is illustrated in the new racking system which accommodates up to 10 devices, each of which plugs directly into the rear mother board.

Model 712 Aural Exciter

The original Exciter launched in 1978 was greeted universally with tremendous enthusiasm by studios, producers and artists.

This new model provides even more control. As well as the previous facilities you can now adjust the phase slope and harmonic content of the processed signals to produce even greater clarity and presence. It also features bargraph displays for easier monitoring, and all controls are now mounted on the front panel for easier operation.

B&B CX1 Compressor-Expander



As a compressor, release time is variable from 50 msec to 2.5 sec, and threshold operates from -40dBv to +20dBv.

As an expander, release time is variable from 50 msec to 2.5 sec, and threshold operates from -75dBv to -10dBv.

Attack time for both the compressor and the expander is less than 1µsec.

The CX1 has 9 controllable functions and a built-in 10-segment bargraph display for metering any one of 4 different signal levels.

It is illustrated in the new racking system which accommodates up to 10 devices, each of which plugs directly into the rear mother board.



APHEX GERMANY, GmbH
(Frankfurt) Tel: (0 64 42) 53.03
TLX: (841) 414073 (ROCK D)

APHEX ITALY
(Bologna) Tel: 051-76 66 48
TLX: (843) 511361 (BAUER I)

APHEX MIDLANTIC
(Washington D.C.)
Tel: (202) 363-1228

APHEX NORWAY
(Oslo) Tel: 14 93 71

APHEX SPAIN
(Madrid) Tel: 267-5222

APHEX HAWAII, LTD.
(Honolulu) Tel: (808) 521-6793
TLX: 7430148 (SOUND)

APHEX JAPAN, LTD.
(Tokyo) Tel: (03) 253-9022
TLX: (781) 222-7097 (APXIEH)

APHEX NEW ENGLAND
(Boston) Tel: (617) 232-0404

APHEX PHILLIPINES
Tel: 704-714
TLX: (722) 23071 (JMGPH)

APHEX SYSTEMS (SUISSE) SA
(Le Mont-Sur Lausanne)
Tel: 021/33.33.55
TLX: (845) 24107 (VOGUE CH)

APHEX ISRAEL
(Tel Aviv) Tel: 232-143

APHEX NEW YORK, LTD.
(West Orange, New Jersey)
Tel: (201) 736-3422 (212) 964-7444
TWX: 710.994.5806 (APHEX LTD. WOGÉ)


APHEX SOUTH, INC.
(Nashville) Tel: (615) 327-3133

APHEX TEXAS, LTD.
(Dallas) Tel: (214) 351-6772



fact: you can choose your microphone to enhance your productions.

Shure makes microphones for every imaginable use. Like musical instruments, each different type of Shure microphone has a distinctive "sound," or physical characteristic that optimizes it for particular applications, voices, or effects. Take, for example, the Shure SM58 and SM59 microphones:

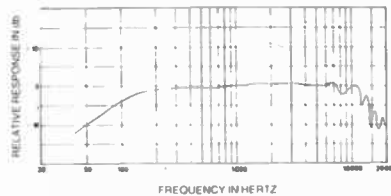


SM59

**Mellow, smooth,
silent...**

The SM59 is a relatively new, dynamic cardioid microphone. Yet it is already widely accepted for critical studio productions. In fact, you'll see it most often where accurate, natural sound quality is a major consideration. This revolutionary cardioid microphone has an exceptionally flat frequency response and neutral sound that reproduces exactly what it hears. It's designed to give good bass response when miking at a distance. Remarkably rugged—it's built to shrug off rough handling. And, it is superb in rejecting mechanical stand noise such as floor and desk vibrations because of a unique, patented built-in shock mount. It also features a special hum-bucking coil for superior noise reduction!

Some like it essentially flat...

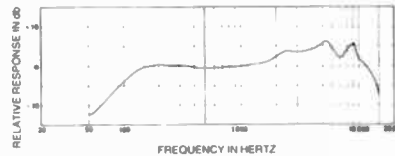


SM58

**Crisp, bright
"abuse proof"**

Probably the most widely used on-stage, hand-held cardioid dynamic microphone. The SM58 dynamic microphone is preferred for its punch in live vocal applications... especially where close-up miking is important. It is THE world-standard professional stage microphone with the distinctive Shure upper mid-range presence peak for an intelligible, lively sound. World-renowned for its ability to withstand the kind of abuse that would destroy many other microphones. Designed to minimize the boominess you'd expect from close miking. Rugged, efficient spherical windscreens eliminates pops. The first choice among rock, pop, R & B, country, gospel, and jazz vocalists.

...some like a "presence" peak.



professional microphones...by



Shure Electronics Limited, Eccleston Road, Maidstone ME 15 6AU—Telephone: Maidstone (0622) 59881

BUZZ MUSIC

BRITAINS LEADING PROVINCIAL MULTITRACK CENTRE

Six good reasons for visiting Hereford

TEAC/TASCAM

Our stocks are possibly the best in the country. We always have the Teac 3440 and Tascam 80-8 in stock and on demonstration but our involvement doesn't stop there. Our stocks include everything from the excellent mixers, to the superb cassette decks (including the professional C1, C2 and the amazing new "portastudio"—the 144) and the invaluable range of accessories, all on demonstration and available for immediate delivery.

REVOX

We hold large stocks of most Revox B77 configurations, including high speed and sync models. With prices starting at £510 plus VAT, our customers include most major Midlands studios and broadcast companies.

PRICES AND SERVICE

Together amount to the best deal available. Our free telephone advice service is always in demand. Regular deliveries to London and the North, backed by our genuine 2 year guarantee and professional advice are in addition to our excellent prices. Our free catalogue gives full details of everything from microphones to complete studio packages with no hidden extras. Full Finance and Leasing available. But don't take our word for it: ask our customers, or better still, come and see for yourself—the kettle's always on!

ALLEN & HEATH/BRENELL

In addition to the standard 8 track package, we also carry the Model II in 16-8, 20-8 and 24-8 configurations. Where else can the Model II be compared directly with the Soundcraft Series 400?

STUDIOMASTER RSD

We carry the full range of these excellent desks, including the 16-4, 20-4, 24-4, 16-8 and 20-8.

ANCILLARIES

With everything from the excellent MXR studio range, Reverbs by Furman, ACES, GBS, Roland, EMS Vocorders, and a full range of studio effects, to XLR connectors, patch bays, and Tannoy and JBL monitors, we can supply all your urgent needs from stock.

BUZZ MUSIC 65 WIDEMARSH STREET, HEREFORD

(0432) 55961/52016

Custom length cassettes from the largest supplier in the U.K.

We specialise in custom cassettes wound to any length from 1 minute to 96 minutes using our own super quality duplication tape, specially made for us by a leading Japanese tape supplier or tape of your choice, Agfa, BASF, 3M, EMI etc. Using our famous non-jamming cassette housing specially designed for heavy duty use and high speed duplication.

Immediate exchange or refund for any product which fails to satisfy.

Write now or phone Mr. Michael

**PROFESSIONAL
TAPES LTD.**

Cassette House, 329 Hunslet Road,
Leeds LS10 1NJ. Tel 0532 706066

Our business is getting you into business—

MICKS ELECTRONIC WORKSHOP

PROTOTYPE WIRING SERVICE
PRODUCTION WIRING
INSTALLATIONS

Phone **MICK ENEVER** on
Heckfield 450 or Telex 87515 WISCO. G.


Not another boring product Ad.

We could fill a whole page with glowing praise and flattering photos of our Ex-Press Limiter but we think you'd do better to get one yourself.

It's in stock, order yours now, we're as near as your telephone.

Audio & Design (Recording) Ltd.,
84 Oxford Road, Reading, Berks. RG1 7LJ.
Telephone: Reading (0734) 53411.
Telex: 847605 a/b TILLEX G.

P.S. If you like glowing praise and flattering photos turn the page.



Brooke Siren Systems

Brooke Siren system's range of ancillary equipment comprises the *MCS Series 200* modular crossover and limiter system, a lead tester, and a DI box. The *MCS Series 200* is a 19in rack mount, modular, expandable crossover system with integral limiting and output level meters. The unit has a 5-way stereo capacity and features 10k Ω unbalanced or optional transformer balanced inputs, 600 Ω balanced outputs (maximum output level +20dBm), plug-in frequency and slope setting cards, and individual

section mute and limiter cancel switches with LED status indication. The standard frequency slope is 24dB/octave. The limiter section is inserted halfway through the filter chain, hence overcoming the frequency shifting problem associated with end of line limiting. Attack and release times depend on the frequency band covered; maximum attack is 1ms, with attack release ratio set to 1:50; and the threshold is adjustable from -6dBm to +20dBm. Each LED module houses two independent columns, with 14 LEDs per display

New Eventide computer peripherals

Following the success of the Eventide realtime audio spectrum analyser for the Commodore *PET* computer, the company has introduced similar units for the Radio Shack *TRS-80* and *Apple* computers. The *VTU02* (for the *TRS-80*) and the *AIB232* (for the *Apple*) divide the audio spectrum from 20Hz to 20kHz into 31 $\frac{1}{3}$ -octave bands, and displays the bands with their relative amplitudes and input levels on the computer CRT. Each analyser is designed to interface with its host computer with the minimum of fuss. The *VTU02* plugs into the *TRS-80* expansion port (and provides an equivalent port for further expansion), and the *AIB232* has an interface board which fits one of the *Apple* interface slots. The *AIB232* analyser can make dynamic use of colour, as the colour of each bar of the display is under software control, therefore one or several of the bars can change colour in realtime. Because of the capabilities of the computers great flexibility in the manipulation of the analysed data is permitted. Data can be stored, and compared with past, future, or other channel information. Programs to access the analyser are written in BASIC, and three programs are provided with each unit: interactive operation; minimal

operation; and self test. Prices of the available computer peripherals are \$595 for the *THS224* (Commodore *PET*) and *VTU02* (Radio Shack *TRS-80*), and \$545 for the *AIB232* (*Apple*).

Eventide Clockworks Inc, 265 West 54th Street, New York, NY 10019, USA.

Phone: (212) 581-9290.

UK: Feldon Audio Limited, 126 Great Portland Street, London WIN 5PH.

Phone: 01-580 4314.

USA — PPM and VU meters

American readers may care to know that a wide range of PPM and VU meters designed by Ernest Turner Instruments are available from associate company Crompton Instruments who manufacture and market their equipment in the USA.

Crompton Instruments Inc, 1562A Parkway Loop, Tustin, Cal 92680, USA.

Phone: (714) 731-2333.

Forthcoming Exhibitions

March 21 to 25

Home Video Show, London (01-686 2599).

April 13 to 16

NAB, Las Vegas (Washington (202) 293-3500).

April 23 to 27

covering the range -20dB to +4dB. The *AR105* will test any lead using 3-pin XLR connectors or $\frac{1}{4}$ in jack connectors for open or short circuits and cross wiring. The unit operates off a PP3 battery and has LED indicators for increased battery life. The *AR116* DI box is a compact screened unit accepting direct signal feeds from any sound source. The unit houses an electronic input amplifier for high input impedance and low noise, and has a transformer balanced fully floating output. The *AR116* features two parallel $\frac{1}{4}$ in jack input connectors for convenient line bridging, an XLR output, selectable 4kHz and 8kHz lowpass filter, input/output earth lift switch, phase reverse switch, input attenuator switch for bridging, main and standby battery powering system, and the facility to replace the main battery with a phantom powering unit.

Brooke Siren Systems, 92 Colney Hatch Lane, Muswell Hill, London N10, UK.

Phone: 01-444 7892.

High Fidelity 80, London (024026 2674).

May 6 to 9

AES 66th Convention, Los Angeles (New York (212) 661-2355).

June 18 to 20

APRS, London (09278 72907).

September 12 to 18

Photokina, Cologne (Cologne 0221 8211).

September 20 to 23

International Broadcasting Convention, Brighton (London 01-240 1871).

October 31 to November 3

AES 67th Convention, New York ((212) 661-2355).

Revolutionary new recording technique

Studio Sound is proud to announce it has been chosen to introduce to the world a revolutionary new recording technique which has made present digital and analogue research totally outdated. The new technique which uses a cuneiform digital block waveform recording technique is the joint invention of Professor Bloch and Dr La Serdiode of the Department of Physics at Phoenix University.

While researching the electrical characteristics of granite crystals, the development team at Phoenix University led by Professor Bloch and Dr La Serdiode accidentally discovered that by using high

power laser beams, music waveforms could be recorded and replayed from granite crystals. During the course of the team's experiments on granite crystals accidental RF modulation of the laser from local FM radio station HOAX caused the molecular structure of the granite crystals under investigation to change into a cuneiform waveform. Having noticed this phenomenon and traced the source of the modulation causing the cuneiform effect, the team wondered if the granite crystals could be replayed. The team took a thin wafer of granite and scanned the wafer with the modulated laser driven directly from mics recording the University's resident string quartet. Re-scanning the wafer with the laser in a negative polarity feedback reception mode, their million-to-one chance experiment worked and a distortion-free replica, with astonishing dynamic range, was reproduced.

Analysing the results of their experiments, the team realised that the granite crystals were acting as sophisticated memory cells and that the recorded waveform was automatically converted via the laser and the atomic structure of the granite molecules into cuneiform digital blocks with electron-biased interleaving, quark-coding, and charm block intervals. The results of the Phoenix experiments open up vast possibilities for the recording industry, especially in the light of the world's limited oil reserves. In the near future oil and plastic based recording technology will be redundant and fortunately the world's supply of granite is vast.


Readers will be pleased to hear that further investigation by the Phoenix team has also conquered the problem of granite block recording duplication. By using a still secret lava flow technique (for patent reasons we are unable to give details here) which involves molten magma liquid crystal cooling, extensive quarrying, crushing and pressing by hydraulic rams, 1 ton LPs have already been produced. The research team believe, however, that the weight problem can be overcome and hope that in conjunction with the Phoenix University Geology Department and the US Mining Commission they will be able to produce LP kilogram slabs. Commercial release of the revolutionary new system with its servo-actuated laser pick and slab production from the Etna pressing plant is expected to be announced on April 1, 1980.

28 ►

Glowing praise and flattering photos about the Ex-Press Limiter from ADR.

Stereo input/output attenuators and 1.5:1, 2:1, 5:1 and limit (20:1) ratios.

Digital logic momentary switches for complete function mode control.



The Ex-Press Limiter is a Compressor, Limiter and Expander designed and manufactured at ADR to our usual excellent technical specification.

Function Control is by digital logic switches and Led indicators show options in use as well as remembering 'last use' settings when the power is cut.

The Ex-Press also has stereo input/output attenuators, variable attack and release times and an auto release network for maximum in-studio versatility.

All this in a 1 1/4" rack mounting makes the Ex-Press about the best signal processor on the market.

And it's in stock! Call us now, we're as near as your telephone.

Unique dual-calibrated meter with both V.U. and Gain Reduction scales.

RMS or Peak sensing compressor side-chain.



Audio & Design (Recording) Ltd.,
84, Oxford Road, Reading, Berks. RG1 7LJ.
Telephone: Reading (0734) 53411.
Telex: 847605 a/b TILLEX G.

Audio & Design Recording Inc.,
PO Box 786, Bremerton WA 98310 U.S.A. Telephone: (206) 275 5009.
Telex: 152420 a/b NOTA B.

Gotham celebrates 30 years

Stephen Temmer, owner and president of the Gotham Organisation, comprising the Gotham Audio Corporation, Gotham Export Corporation and Telden Leasing, celebrated 30 years in business on January 28, 1980. The organisation's operations began in 1950 when the Gotham Recording Corporation opened its doors at 2 West 46th Street in New York and became the first independent recording operation equipped with Ampex tape recorders. Prior to this only broadcast networks were so equipped. Four years later the Gotham Audio Development Corporation was started as a manufacturing subsidiary, and it built the 150W power amplifier which formed part of the Gotham/Grampian disc cutting system. In 1956 Temmer sold his 50% interest in the recording operation to his partner Herbert Moss, and concentrated his attention on the manufacturing company. A chance meeting with Georg Neumann in Berlin in 1957, however, led to the organisation's involvement in the import/export of audio equipment. Gotham became the importer of Neumann equipment and over a period of 23 years the company has represented a large number of respected companies including EMT, Telefunken, Studer, Beyer, Lyrec, NTP, and Pyral. Since 1972 the company has also been exporting equipment manufactured by American and Canadian companies such as Allison, Amber, Inovonics, MRL, Switchcraft, and Urei. Today Gotham has representatives in 34 countries.


MBI broadcast console

Maldwyn Bowden International has launched its *Series 24A* expandable, modular broadcast mixer designed particularly with the UK's ILR stations in mind. The console is designed to be used in a wide range of applications ranging from a simple DJ on-air desk through to a major network master control room switching desk. It fulfils the technical specifications set by the UK's broadcasting authorities and has been ergonomically designed for easy use by trained engineering staff and semi-trained broadcasters. Features of the *Series 24A* include a wide selection of input modules; optional eq on mono and stereo channels; comprehensive metering with overload warning (PPM and VU options); multi-source moni-

toring; auto-ducking on all input modules; remote and local equipment start (fader or push button); versatile talkback and intercommunication facilities; independent clean feeds on outside source modules; transmitter status warnings; telephone-in and OB line modules with talkback; and XLR connections as standard. Options include script spaces, balanced in-

sert points, and associated furniture available for a wrap-around console format. In addition to the console MBI is also offering a complete turnkey design, construction and installation service for radio stations.

MBI Broadcast Systems Ltd, 168 Edward Street, Brighton, Sussex BN2 2JB, UK. Phone: 0273 607384.



Stolen equipment

The contemporary vocal ensemble, Electric Phoenix, had its sound equipment stolen on January 13, 1980 in Amsterdam. Some of the stolen equipment is unique and a reward of 10% of the value of items recovered is being offered for information leading to their return. The items comprise an MM Electronics 16/8 PA mixer; Stella-master SM7 tape recorder (headblock serial number 732083Q, chassis serial number 741378); Neal 140 4-channel cassette recorder (serial number D1220); four custom-built vocal synthesisers (with the name Electric Phoenix etched on the fascias); four Bose 802 loudspeakers; two Auratones; two Quad 405 power amplifiers; a Sony amplifier; plus a number of mics and mic stands, cables, etc. Most of the equipment was housed in zinc flight cases. Any reader with information as to the whereabouts of these items is asked to contact *Studio Sound*.

Address Changes

● Spectra Sound products are now being marketed from the offices of parent company Spectra Sonics. All enquiries should now be addressed to Spectra Sound, 3750 Airport Road, Ogden, Utah 84403, USA. Phone: (801) 392-7531.

● Bandridge Ltd, the audio component and accessories distributor has moved to new premises at: 1 York Road, Wimbledon, London SW19 8TP. Phone: 01-543 3633.

● Leonard Wadsworth & Co (Electronics) Ltd, the UK distributor for the *Belden* range of cables

has moved to new premises at: Block F, Imber Court Trading Estate, Orchard Lane, East Molesey, Surrey KT8 0DA. Phone: 01-398 4288. Telex: 264028.

APRS courses

We have received details of two forthcoming APRS courses. Over the weekend of March 28-30, 1980, the APRS are holding a course aimed at non-technical studio staff, covering the basic electronics and physics behind the operation of studio equipment. The second course, for technical staff, is on digital electronics and will be held from April 25-27, 1980. This will cover digital technology, binary and hexadecimal mathematics, aspects of microprocessor design and operation, methods of storing digital information, A/D and D/A conversions, and techniques for digitising audio information. Full details of the courses are available from E L Masek, APRS Secretary, 23 Chestnut Avenue, Chorleywood, Herts WD3 4HA, UK. Phone 09327 72907.

Loft Series 800 console

Loft has introduced the *Series 800* 24-track modular console available in two frame sizes *Model 2624* accepting up to 26 inputs and *Model 5624* accepting up to 56 inputs. The console features 4-band per channel parametric eq with individual Q and frequency controls and a range of ± 18 dB/octave cut or boost; quasi-parametric eq on each send/return section; transformer-

less mic pre-amps; 12 stereo groups; and a plug-in modular patch bay. Other features include 4-send, 4-cue, 8-return busses; 24-channel busses with odd/even panning; and mute, mute preview, solo and phase reversal switches. The console can be supplied with an automation ready package which uses the Allison *Fadex* system. Console metering is either mechanical with average reading and standard ASA ballistics, or single column 100 segment fluorescent bar metering displaying peak and true rms levels simultaneously. Prices of the consoles range from \$30,000 for a 16/16 console to \$115,000 for a 56/24 automation ready console. Loft Modular Devices Inc, 91 Elm Street, Manchester, Conn 06040, USA. Phone: (203) 646-7806.

People

● The Millbank Electronics Group has appointed Bernard Brown as sales co-ordinator for the company's sales department and client technical services division.

● Mick Batchelor, formerly assistant head of projects at Prowest Electronics and EMI, has joined Pro-Bel Ltd as senior projects engineer with overall responsibility for the design of custom-built switching systems. In addition Peter Dhesi, joins as senior design engineer, responsible for micro-processor development work being undertaken by the company.

● Rose Morris has appointed David Pinel as sales representative for its eastern counties region.

ADR units upgraded

Audio & Design (Recording) has upgraded its *F760X-RS* complex limiter and *F769X-R* vocal stresser to provide optional pre-emphasis in the peak limiter 'side-chain' of 50 or 75 μ S. Replacing the previous 'in/out' peak limiter switch is an 'in/out/pre-emph' switch for selection. Although factory set to 50 or 75 μ S as standard, a custom curve can easily be adopted since the internal component change required is minor. The upgrading of the two units makes them more suitable for broadcast use (to match transmitter characteristics) and also for production and mastering work (with 100 μ S custom curves) providing a useful de-essing or sibilance control.

Audio & Design (Recording) Ltd, 84 Oxford Road, Reading RG1 7LJ, UK.


Phone: 0734 53411.

30 ►


One of our best customers



Atlantex products are designed to satisfy the calibrated earhole syndrome



Ashly audio processing units represent the technology of the future. The well-designed, easy-to-use layout allows precision control over the audible spectrum. Shown is the SC-50 peak limiter compressor. Other 19" Ashly units are parametric equalisers, electronic crossovers, pre-amp/processors.



The Furman range includes mono and stereo parametric equalisers with pre-amps, tunable crossover/bandpass filter, and (shown here) the neat reverb system with limiter and equaliser. The simple layout and wide range of control gives full scope for creative engineering at a price which gives great value for money.



Sescam, the world's finest audio interfacing units, are renowned for high quality products, combined with ruggedness and reliability. The wide range of models includes D.I. boxes, audio transformers, cable testers, and many more useful studio accessories.


ASHLY

**SES
COM**

FURMAN SOUND

Atlantex

Atlantex Music Limited,
34 Bancroft, Hitchin,
Hertfordshire SG5 1LA.
Telephone 0462 31511
Telex 826967



Texwipe tape head cleaning kit

A new audio tape head cleaning kit has been produced by American manufacturer Texwipe. Designated the *TX250* kit, it contains everything a broadcast or audio engineer requires to keep tape heads in peak

condition. The kit comprises two audio cleaning pens; a cleaning solvent; 10 replacement pen wicks; a wick cutter; a machine-tooled open-front cartridge shell pressure roller activator for insertion in the tape deck to elevate the rollers into an accessible position for easy cleaning; and a rack to keep all the materials handy, thus encouraging regular head maintenance. A major feature of the kit is its specially designed audio cleaning pens, one for pressure rollers and one for heads. Each pen holds an adjustable, lint-free, absorbent wick, which can be cut to the exact shape required. The kit will readily remove oxides, dust, lubricant residue and oil. In addition to head cleaning the kit may be used to clean capstan shafts, hubs and pressure rollers. Price of the kit is \$27.50 and it contains sufficient material for more than 900 cleanings. Incidentally, components of the kit can be re-ordered in economical quantities, hence overcoming the need to purchase complete kits when re-ordering. The Texwipe Company, PO Box 278, Hillsdale, New Jersey 07642, USA. Phone: (201) 664-0555.

Lexicon Model 224 software

Lexicon has introduced a second generation of software for its *Model 224* digital reverb. The new software, termed the "Version 2 Operating System", features two new reverberation programs, a new sub-program which improves the decay characteristics of all programs, and a comprehensive set of hardware diagnostics for maintenance analysis. Version 2 software is available in 2, 4 or 6-program versions. The new reverberation programs include a Percussion Plate program for percussion and other fast attack instruments and Small Concert Hall program. The new sub-program, called Decay Optimisation, can be applied to all reverb programs to improve the smoothness and naturalness of the final decay. To ensure rapid field service, Lexicon has developed a comprehensive hardware diagnostic program which automatically performs checks on the system's performance on each power up or on command. This program greatly aids field maintenance since the system provides error messages and data displays which allow the user to pinpoint modules or components requiring service or adjustment. Present owners of the *Model 224* can update to the 4-program software Version 2 for \$150, while

updating to the 6-program Version 2 Operating System software costs \$650. Lexicon Inc, 60 Turner Street, Waltham, Mass 02154, USA. Phone: (617) 891-6790. UK: Scenic Sounds Equipment, 97-99 Dean Street, London W1V 5RA. Phone: 01-734 2812.

New ADC graphic equaliser

ADC has introduced a new graphic equaliser, the *SS-110*. Although

primarily aimed at the hi-fi market the new model could prove to be of interest to smaller studios. The *SS-110* has 10 frequency centres per channel, each controlled by a line potentiometer giving up to 12dB lift or cut in 2dB steps. A centre detent position allows easy location of the 0dB position and tape monitoring and bypass facilities are included. Price of the *SS-110* is approximately £160. Audio Dynamics Corporation, Powke Lane, Cradley Heath, Warley, West Midlands B64 5QU, UK. Phone: 0384 65191.

Agencies

●The multitrack sound mixing consoles designed and built by Clive Green & Co Limited are to be distributed on an international basis by French company Enertec. We also understand that at a later stage Enertec will also be manufacturing these consoles.

●UK tape manufacturer Racal-Zonal Limited has appointed a new distributor to the retail trade, M and E Products of Wimborne, Dorset.

●AKG has formed a new subsidiary company in Japan, AKG Japan Service KK, based in Tokyo. Management of the new AKG subsidiary is in the hands of Hisao Takagi, previously general manager of the AKG Liaison Office in Japan.

New Electro-Voice mics

Electro-Voice has introduced two new mics. First is the *DO56*, a shock-isolated omnidirectional dynamic mic designed primarily for vocalists and news and sports broadcasters. Shock isolation is provided by nonmetallic support rings and butyl rubber shock

isolation rings. The *DO56* has a high density windscreen and has a frequency response of 80Hz to 18kHz with a nominal impedance of 150Ω. The second mic, the *RE18*, is a super-cardioid dynamic mic fitted with a similar shock isolation mounting to the *DO56*, plus an integral low-profile blast filter and a hum-bucking coil. The *RE18* features Electro-Voice's Variable-D design which essentially eliminates proximity effect. Frequency response of the *RE18* is 80Hz to 15kHz with a nominal impedance of 150Ω.


Electro-Voice Inc, 600 Cecil Street, Buchanan, Michigan 49107, USA. Phone: (616) 695-6831.

UK: Electro-Voice Division, Gulton Europe Ltd, Maple Works, Old Shoreham Road, Hove BN3 7EY. Phone: 0273 778401.

Q-COMM ring intercom system

Spectrum Audio has provided us with details of its *Q-COMM* range of ring intercom equipment comprising operator and master desk stations. *Q-COMM* is a 'hands-free' ring intercom system which operates on three wires only, and which is designed to provide maximum rejection of interference. The ring circuit layout can be of various configurations; twin screened cable is normally used; with the standard power pack cable runs of up to 1000m may be used; an unlimited number of Cannon sockets may be sited on the ring; and existing wiring can readily be used. Basis of the system is the *HST* operator station and headset with boom mic. The *HST* station incorporates controls for headset volume, mic switching, and LED indication of operator station powering. Powering is provided by either the *PSU 10* or *PSU 20* phantom power supply units providing power for 10 or 20 operator stations respectively. Complementary to the operator stations are a series of master desk stations incorporating power packs, loudspeakers, mic override, external programme input and other facilities. These comprise the basic *MCT* station, the *MCU 1* which offers more sophisticated facilities, and the *MCU 2* which is identical to the *MCU 1* except that it will feed and control two intercom rings which can be talked to separately or together. Spectrum Audio Limited, Lopen Works, Lopen Road, London N18 1PU, UK. Phone: 01-807 0019.

ADC SS-110



SYNCON

Logic and Music in Harmony

It is a fact that many medium priced consoles use ungraded VCAs and ICs resulting in signal degradation and unpredictable performance. Syncon uses top quality discrete circuitry on interchangeable cards which allow not only instant replacement but future upgrading.


Sophisticated PCB design has virtually eliminated hardwiring making Syncon not

only cost effective but incredibly reliable and serviceable, an important factor for studios without resident 'boffins'.

Add to this a superb status, routing and grouping system enabling 28 tracks or effects to be mixed through 14 stereo subgroups and you have a very logical alternative to the headaches of cut price automation.

SYNCON FEATURES

- 28 Input output capacity.
- 24 Track monitor.
- Quad mixing.
- Autosolo.
- 6 Auxiliaries.
- 2 Stereo and quad echo.
- Master and channel status switching.
- 26dB Output.
- Parametric eq.
- 3 Module inserts.
- Producer's desk and patchbay.
- Price range \$20,000-\$30,000.



Made in England by:
ALLEN AND HEATH LTD.
Pembroke House
Campsbourne Road
London N.8.
Tel: 01-340 3291

AHB
ALLEN AND HEATH BRENNELL LTD.

audiomarketing Ltd
Glenbrook Industrial Park
Stamford, Connecticut 06906
U.S.A.
Tel: (203) 359 2312

Contracts

● Calrec Audio has won a contract, worth in excess of £250,000, to supply and install a complete programme sound system at the BBC's new Manchester Studio B complex. The contract includes the supply and installation of three consoles with associated bays for programme and communications distribution, bay monitoring equipment and signal and PA distribution equipment.

● Solid State Logic has installed consoles at Larrabee Sound, Hollywood; Le Studio, Montreal; Nidaros Studio, Trondheim, Norway; Kendun Recorders, Burbank, California; and CGD Studios (formerly CBS), Rome. Scheduled for delivery are consoles for Ridge Farm Studios, UK; the BBC's new Manchester multitrack music facility; Splash Studios, Capri, Italy; Union Studios, Munich; Record Plant, Los Angeles (four consoles); and RCA Studios, Mexico City (three consoles).

● The IBA has awarded contracts totalling more than £16 million to Marconi Communication Systems Ltd and Pye TVT Ltd for the supply and installation of UHF transmitters for the UK's fourth TV channel. Installation and commissioning of the new transmitters will commence in early 1981.


● Neve has received its first three orders for its latest *Necam D* TV post production computer aided mixdown system. The orders are from ATV for its Birmingham studio; from the BBC for its Sypher Suite at the White City; and from the Australian Broadcasting Commission.

● Klark-Teknik has sold 80 *DN27* $\frac{1}{3}$ -octave graphic equalisers to Singapore for use in the new Changi International Airport. They will be used to equalise the acoustics of every room and corridor.

● Dutch distributor Special Audio Products BV has received an order for the installation of a sound system including radio and TV lines for the new Theatre 't Spant in Bussum, Holland.

KEF Model 101 loudspeaker

KEF Electronics has introduced a small loudspeaker in its reference series, the *Model 101*. The new loudspeaker is a 6.7 litre enclosure with a 110mm bass driver and 25mm dome tweeter. The two drivers are computer tested and matched to each other such that their specifications are within 0.5dB. The *Model 101* may be driven by amplifiers of up to 100W



KEF Model 101

and maximum output is 98dB spl. Two features of the *Model 101* are an overload protection device (an electronic circuit which continuously monitors the terminal voltage to each drive unit, and attenuates the voltage when necessary) and an anti-vibration gasket which acoustically isolates the bass drive unit from the loudspeaker enclosure. KEF Electronics Ltd, Tovil, Maidstone, Kent ME15 6QP, UK. Phone: 0622 672261.

Wavetek Model 1061

Wavetek has introduced the *Model 1061* carrier wave generator and sweep generator with a bandwidth of 1 to 400MHz. The instrument features crystal controlled markers in the sweep mode at switch selected intervals of 1, 10 or 50MHz. Maximum output of the instrument is +10dBm from 50Ω with a response within ± 0.25 dBm over the range of the instrument. The *Model 1061* also features a built-in RF detector and demodulator together with a horizontal drive for an oscilloscope, making the instrument suitable for testing the frequency response of systems. Wavetek Inc, 9045 Balboa Avenue, San Diego, Cal 92112, USA.

Wavetek Model 1061



Phone: (714) 279-2200.

UK: Wavetek Electronics Ltd, 109 Crockhamwell Road, Woodley, Reading, Berks RG5 3JP.

Phone: 0734 694944.

Acoustic Technology

Acoustic Technology is a British consultancy company providing a specialist service in all aspects of acoustics, noise and vibration control. The company was formed in 1970 and operates on a worldwide basis. Services available from the company include acoustic design, preparation of drawings, supervision of construction and installation, and acoustic testing to ensure that the client's specification is met. The company can undertake the design of TV, radio and recording studios; auditoria; and sound reinforcement systems. The company also offers a control room equalisation service, using sophisticated instrumentation which provides a hard copy of the frequency response for the client's records. Projects with which Acoustic Technology has been involved include Highland Recording Studios, Inverness; Radio Victory, Portsmouth; National Broadcasting Studios, Gaborone, Botswana; the

TV Studios, Aden; and Visnews TV Studios, London.

Acoustic Technology Ltd, 58 The Avenue, Southampton, SO1 2TA, UK.

Phone: 0703 37811.

Amber Model 3500

Amber has introduced its *Model 3500* distortion and noise measurement instrument following its display at various exhibitions last year. The *Model 3500* is a compact portable unit incorporating a low distortion sine wave oscillator, a total harmonic distortion (plus noise) analyser, a wide band and weighted true rms level meter and a tunable band pass filter. It will measure signal level, frequency response, wide band noise, weighted noise, narrow band noise, crosstalk and total harmonic distortion. With an option, it can also measure intermodulation distortion. Controls include automatic features such as auto-set-level and automatic nulling, while the frequency tuning control is continuously variable over each of four decades selectable by four push buttons. Frequency range of the *Model 3500* is 10Hz to 100kHz, while level range is +40dBV to -60dBV wide band (-120dBV narrow band). The unit can measure THD down to below 0.002% and price of the *Model 3500* is \$1600. The *Model 3500* is also available with an optional internal rechargeable battery, while normal powering is via an external 12V transformer. Amber Electro Design Inc, 4810 Jean Talon West, Montreal H4P 2N5, Canada.

Phone: (514) 735-4105.

UK: Scenic Sounds Equipment, 97-99 Dean Street, London W1V 5RA.


Phone: 01-734 2812.

Elliott Bros (Audio Systems)

Bruce Elliott, previously of SHE Audio, has formed a new company, Elliott Bros (Audio Systems) exclusively to service the interface requirements of the audio industry. The company has been in operation since mid-1979 and to date has installed equipment for Capital Radio, The London Palladium, Roundhouse Recording Studios, The JCB Audio Visual Complex, and Silk Sound Studio. Elliott Bros is operating throughout Europe. Elliott Bros (Audio Systems) Ltd, 114-115 Tottenham Court Road, London W1, UK.


Phone: 01-388 1833.

THE ACOUSTIC SCREENS from AK



- Space saving corner interlock system
- Welded metal frames
- Attractive 'cigarette proof' covering material
- Wide differential non crushing castors
 - Custom size option
 - Roof sections to match

SONAPANEL ACOUSTIC SYSTEM




- Economic and flexible
- Individual layout scope
- Fast delivery
- Detachable fixture allows relocation or resale



AUDIO KINETICS (UK) LIMITED
Verulam Road, St Albans, Herts, AL3 4DH. Tel: 32191. Telex: 299951

POWER AMPLIFICATION BY MUSTANG



Our SS.100 and SS.50 are economical amplifiers with outputs of up to 175 and 100 Watts RMS into 4-16 ohms, typical THD figures being 0.1%, slewing rate > 10v/μs, noise > 90dB down, zero level input, and full electronic protection. Considering these points with their proven reliability and robust construction, plug-in output transistors and driver board, optional balanced input and 100V line output, and virtually ex stock despatches we reckon we take some beating! Contact us now for the full technical specifications.


Manufacturers of mixers, integrated mixer amplifiers and slave amplifiers, studio power amplifiers, transformers, lighting control equipment and cabinets for the home and export markets. Contact us for full illustrated technical brochures.

MUSTANG COMMUNICATIONS

Nelson Street, Scarborough,
North Yorkshire YO12 7SZ
England
Telephone 0723-63298



PLATES FROM THE STATES



Three years of research in leading Hollywood studios has produced a reverberation device that meets the needs of the country's top music mixers.

Used on many hit records in studios coast to coast.

ECOPLATE™ is the only reverb whose decay profile is expressly designed *not* to "get in the way" of the music. Yet it envelopes the music with an incredibly smooth, bright decay.

All this is achieved by new mechanical features found only in the **ECOPLATE™** and cannot be duplicated by other reverb systems no matter how much signal processing is used.

Exclusive UK distributors
TURNKEY, 8 East Barnet Road
New Barnet, Herts. 01-440 9221

Applications invited for European agents

studio diary

Indigo Ranch, Malibu

North of Los Angeles past the highway exit for Malibu Canyon and before the Zuma Beach turnoff is the private entrance to Indigo Ranch. The studio is situated in one of the most idyllic surroundings I've ever come across, nearly one mile from the top of the canyon, among fruit orchards, flowers, rocks, roses and natural inhabitants. Several hundred feet below the foot of the hills is the blue Pacific ocean and all around are Malibu hills, 60 acres of which go with the studio. Pure creative isolation but only a half-hour drive to Los Angeles. Sounds like blurb in a holiday brochure but this is no exaggeration.

It all began in 1974 when Michael Pinder of the Moody Blues and Richard Kaplan returned from a year in the UK (where they had intended to start a studio until a negative turn in the economic climate); both had a picture in their minds of the property they were looking for in vain and spent five days a week for six or seven months trying to find it. Finally they settled on a building in Santa Monica and even put a deposit down, which was later forfeited, because Michael happened to spot a new listing at a local estate—the old John Barrymore estate in the Malibu Hills! “We drove up and looked at it and I was sorting out the legalities the next day so that we could get started as soon as possible. This was the place we had pictured—and we had thought it didn't exist and if it did, it wouldn't be for sale. Places like this never come up for sale. The price was within reach, the terms were right and the place even has a history of music . . . it was destined in a way” said Richard.

Throughout the ages the piece of land on which Indigo stands has been an Indian ceremonial ground—nothing heavy or weird like

burials or sacrifices—but a place where the Indians would come to celebrate their most important days with music. One amusing session reiterated to me was the recording of the first Summer Solstice dancing festival since the white man's arrival, recorded straight on to 2-track; the problem was (as a feather clad Indian chief pointed out after it was too late) the music could only be played once a year; so the engineers having got levels, couldn't ask for 'once again from the top, please'.

Michael Pinder and Richard Kaplan, in designing and constructing the studio, took a unique acoustical approach. They designed every aspect from the choice of equipment to the acoustics of the control room and studio, and even did much of the physical construction themselves with the help of some very competent friends. Using stone and timber, they were aiming for a natural super chic living room approach. “None of this compression room business”—a super home hi-fi sound with a top console in the recording chain.

“In terms of monitoring we wanted the results to sound the same in a car, home, or in another studio. As the control room developed during construction the results were extremely pleasing but it was not entirely the case with the studio. It was B+ and we were shooting for straight A's right across. Indigo Ranch was never intended to be a commercial operation; it was originally meant to be our personal production house. It was only through demand that we ever went commercial. So we weren't building to push the studio off on a customer at some monstrous rental. If the studio wasn't right the only people to suffer would be ourselves, although we were at a point where most commercial studios would never

have bothered going beyond,” Richard proffered.

The problem in the studio was resonance. Three well respected acousticians were each hired and paid independently to give their opinions on how to correct the room—a combination of ideas being deemed the wisest choice for the best ultimate result. The main feature of the final A-grade studio is a large slat resonator on the right wall. This looks more like a piece of art with its sculpted wood than a slat resonator. “George Augspurger designed the device; he came up with a mathematical formula which we put through a computer and came up with a work of art to suit the atmosphere of the room rather than a flat, standard resonator together with several other ideas.”

Incidentally, each acoustician individually tried the control room and in each case the initial comments were ‘hmmm, the room is almost a square it must be terrible’. Each used the room with various techniques (time delay, 1-mic method, 3-mic method, and averaging method) and the reaction in every case was disbelief. One comment was ‘It could be the best control room I've ever tried in my life but it *shouldn't be*’. The room looks square but in fact is deceiving—there are no parallel walls, the room is larger than it looks and is well trapped.

So the studio was bought in 1974, work started immediately and the first recording took place in early 1975. Construction continued until December 1976. During that time two albums were recorded—on one, a private release of singer Jean Ray, the vocals were recorded when the back wall didn't exist with excellent results. The control room is 18 by 15ft and the studio 40 by 20ft. The construction is mainly timber though the back of the

studio is built of stone.

Following Indigo's first major release (Michael Pinder's solo album) more time was spent by the two owners in the UK. It was then that outside engineers and musicians asked if they could rent the studio.

“People who had worked on an album project at Indigo wanted to rent the studio while we were away; when asked how much they were prepared to pay the offers were sufficiently large that they could not be refused. Since then we've been booked solid. We've never advertised, there's been no promotion—all word of mouth which is the best form. The atmosphere of the place allow musicians to perform in a way that a lot of people believe can't be achieved in a concrete building in Hollywood's studio row—not that I have anything against those places; as an independent engineer I am in and out of these studios all the time.”

Since the renting began the list of artists who have recorded and/or mixed include: Billy Preston, Canned Heat, Neil Young, Neil Diamond, Frankie Valli, The Moody Blues last album, Ronnie Laws, Hubert Laws, Olivia Newton John, Lenny White, and a new band called Wha Koo.

Richard (whose father was an electronics engineer) has been very equipment oriented since childhood and he has carried this over to Indigo. A vast collection of microphones and outboard equipment both ancient and modern have been amassed.

“It doesn't matter whether it's 50 years old or a prototype of a future gadget, if it sounds good then it's the right piece for the job—like the original LA2 limiter—not the LA2A. The LA2 has a remarkable sound, which has yet to be repeated; it's something in the amplifier circuitry which gives it its

Indigo Ranch, Malibu



sound—a mushy old vacuum tube or a transformer—some part that isn't available today." Indigo also have a lot of Pultec tube limiters and equalisers as well as at least two channels of the latest devices including API, Orban, UREI and B&B equalisers, Eventide *Harmonizers*, Quad Eight DDLs, a Marshall time modulator, dbx limiters, 1176s and Altec limiters.

Richard uses the MXR *Digital Delay* a lot for direct echo delay and guitars (but never on vocals); on everything else he uses an ADR *Compex* limiter (specially modified for side chain access by any equaliser) and this has become a real workhorse and favourite. Indigo is well known for its selection of microphones which apart from the standard modern units includes large numbers of early tube microphones. A sampling includes: Neumann 47s, M49s, 50 Series, 53, 54, 56, 64, SM23s, 67s, plus all modern Neumanns. 30 tube Neumanns in all. Sony tube microphones, a pair of Sony 220A stereo vacuum tube condenser mics of which there were only 50 ever made.

An additional feature of Indigo which clients like is the versatile echo system including a live chamber, an old Telefunken reverb (the only one in existence), three EMT plates, the live chamber and various digital units. Monitoring is via JBL components with an in-house designed crossover powered by Mac Intosh and Crown Amplifiers.

Tape machines have been 3M from day one but have been heavily modified by Dean Jensen. Other equipment includes 32 channels of dbx which is rarely used these days. Everything is included in the price of the studio—Richard sees no point in having equipment around that is only available at extra cost.

The 32/24 console is one of a kind—custom built to Indigo's specification by Aengus Engineering of Massachusetts; Dean Jensen designed all the electronics. The layout of the board, originally intended for the UK studio which never got off the ground, leans towards the British design philosophy and features a very comprehensive system of echo and effects sends. Six main, plus three auxiliary, such that several different mixes can be set up simultaneously on the console, using the echo sends, the main board, plus the monitor mix resulting in a very extensive patch bay.

Each channel has its own mute/on/solo pre/solo post fader allow-

ing the tracing of a problem in the recording chain at the push of a button (a scope always being to hand). A programme 2 'switch' is normalised to the 2-track and 4-track machines so they can automatically appear at the board with their own channels; a 'mic/line switch'; and pre and post switch for the overload LED circuit. "There's so much headroom in the board you rarely, if ever, see the lights go on no matter how hard you pound it—I like to use tape limiting on things—a sound no limiter will give you—most boards in most studios I've worked will not allow this because the electronics clip before tape saturation is reached." A new VCA section switchable in or out has been added to the board recently for those who like VCAs (it's a proprietary VCA which Richard didn't want to talk about). Dean Jensen line amps are standard throughout the console. Then there is a pad, phase reverse, bass cut, stereo and mono echo sends for each channel, then normal bussing and routing. And finally a graphic equaliser using thumbwheels on each channel. "Basically the assumption with any board is that the electronics won't colour the sound too much enabling you to tell one board from another (this is not always the case)—if the line amps colour the sound the board is out of the game. It comes down to what the board feels like and how the equalisation sounds—equalisation is the heart of the board and of all equalisers the heavily Dean Jensenized Aengus graphic equaliser is the smoothest, most pleasing sounding equaliser I've ever put my hands on" says Richard.

The board is modified constantly obviating the need for a new one. Many of the mods are in-house or from the designs of Dean Jensen and Bart Johnson so it's always up to the latest specifications. VU metering is to be had on all 24 channels.

All this plus a 3-bedroom cottage for those who want to live-in while recording, a fully appointed kitchen run by a gourmet chef provides for the customers' appetites.

My thanks to Richard Kaplan for a very interesting visit, and to Beverley, who manages Indigo, for a luvverly cuppa tea. Enbee

Indigo Ranch Recording Studio, PO 24A-14, Los Angeles, Cal 94024, USA. Phone (213) 456-9277.

Electric Lady Studios New York

Throughout the extensive renovations undertaken at Electric Lady Studios in the past two years, one wall remains untouched. The brightly coloured mural that dominates the lobby and extends the whole length of the first floor ("art deco from the acid Sixties," explains owner Alan Selby) was painted in 1969. It remains as a remembrance of the studio's founder, the legendary Jimi Hendrix.

Electric Lady's historical significance in American pop music has grown over the years; hundreds of young musicians come here to record, mix, or simply to stand in awe in Studio A.

"The A room was Hendrix's own room, to do whatever he wanted in," Selby recalled. The famed guitarist, with architect John Stark and producer Eddie Kramer, converted the space into two studios, from what was originally a nightclub. The B studio was to accommodate other clients. The unusual name derives from the title cut of Hendrix's third album.

Hendrix died seven months after acquiring the studio. Estate lawyers ran the establishment in absentia until its purchase in 1977 by Alan Selby, who describes himself as "a businessman, not an engineer".

Selby brought in new management and began overhauling and re-equipping the studios. A third room, Studio C, was added last year. All three facilities boast Neve mixing consoles; Model 8078 in Studio A is a 72-input, 40-output mixer, the second such unit installed on the East Coast. There are two 3M 24-track tape recorders and one MCI. The sound system is by Westlake. A full complement of mics and outboard equipment is available.

Electric Lady is also one of the first American studios to install a Necam computer mixing system. The Necam is unique in that all mixing information is stored on a floppy disc, and not on a master tape. Upon recall, the system's motorised fader switches free the engineer to concentrate on other elements of the mix.

The medium sized studios (42 x 37ft, 22 x 32ft, and 25 x 20ft) have roomy control areas adjacent. High ceilings in Studios A and B add to the facility's acoustical charm.

Legends and memories are not

all that draw artists to the Greenwich Village shop. Electric Lady has also been known for exceptional reproduction of percussion and guitar.

"We have a creek," Selby explained, with a half-smile. A tributary of the Hudson River, Minetta Creek runs underground right beneath the studios. Hollowed rock supporting the subterranean waterway rests just under the studio rooms, which are themselves below street level. According to Selby, this geological idiosyncrasy is responsible for a characteristic sound.

Dave Wittman is the chief engineer and has a staff of three. Artists are always welcome to bring their own crews. Bookings through studio manager Steve Bramberg are available 24 hours a day at a rate of \$185 an hour for 24-track recording.

As befits a studio dedicated to popular music, the albums that have been recorded at Electric Lady run the gamut from Peter Frampton to Chic, from Kiss to Chick Corea. At the time of my visit, Studio C had been in use by the Stones for a month, who were overdubbing and mixing their latest album, the second to be completed in the New York shop.

Studios A and C were occupied at that time by jazz artists Lenny White and Earl Klugh. Recent albums recorded there include Joni Mitchell's *Mingus*, the Kiss album *Dynasty*, and the debut album for The Hots.

With a substantial investment in new hardware now completed, studio management plans to enter the new decade with a new direction as a record company. Electric Lady Productions is run by Selby also. In December the company announced the sale of its first master, an album by a new band named Glass Moon. Selby said the parent studio expects to be 'heavily involved' in similar projects.

Besides a re-tooling of Studio C scheduled for early summer, final alterations at Electric Lady are cosmetic in nature—every room and office is being recarpeted and repainted. All except for one wall, of course.

Mia Amato
Electric Lady Studios, 52 W Eighth St, 10011, New York, USA. Phone: (212) 677-4700.

Barbarossa Tonstudio, Munich

A well timed dash from the taxi through the torrential downpour to the basement entrance of a large house in the residential suburb area of Munich brought me to Barbarossa Tonstudio. Down the stairs, into the large corridor, turn left and there you are in the fairly spacious room that serves as a control room. Though the word 'serves' may give the idea that all is rough and ready this is not at all the case, a fair amount of acoustic treatment in the way of absorption and rear trapping has been carried out, but in such a way as to retain the basic 'room' feel. In the control room Peter Kramper the resident engineer was setting up for a mixdown of the German version of *Lola Montez* by Mireille Mathieu, and at the same time was glad to show me around the studio and give some background information. Until very recently the studio was 24-track but at the time of my visit the second Studer A80 was in place, together with the TLS system for linking the two machines in sync, and was awaiting only the final wiring and connecting up. Studer are also well represented by the two A80 master recorders. Mixing centres around a Helios console with 32-input/output modules and very flexible facilities. Outboard gear includes UREI graphic equalisers, Eventide Instant Flanger and Harmonizer with keyboard and Amber realtime analyser. The desk also features inbuilt compressors. Monitoring is by way of Altec 9846-8A's and two bookshelf hi-fi speakers for domestic comparison checks.

Going through to the studio, this is divided into two parts, there being the main studio and what may be termed as a large isolation booth. This booth is really a small room off the studio fitted out as drum-booth-cum general isolation room as witnessed by the miked-up drum kit in the middle of the floor and Hammond organ, Clavinet and Rhodes, etc arranged against the walls. Communication with the

studio is via windows in the door and dividing wall, so lone drummers and other musicians need not feel cut off from the outside world. As can be seen from the photo, the studio itself tends to resemble a cellar room in a small restaurant which is what comes out of having a studio built into the basement, or cellars, of a large house. The white box on the right with the rhythm unit sitting on top of it is not the bar (though it no doubt serves as one from time to time) but the boxed-in upright piano. As may be deduced, the studio is used mainly for acoustic instruments—or if you prefer, non-electric ones—and though small, has a very pleasant sound. Okay, how do you define a pleasant sound? Let's say there was no boom or ringiness that you often associate with small rooms but the impression of a room larger than it actually is. Whether the round far wall contributes to this effect would be interesting to find out. Microphones are the usual Neumann, AKG, Electro-Voice that one would expect to see, as well as a sprinkling of DI boxes.

Into the field of recording techniques, Peter prefers—in the main—a multimic technique for the drums, even down to close mics, on each cymbal as well as drums, in order to have maximum control

technique of using noise gates on individual drum channels seems quite widespread in German studios and may possibly contribute quite a lot to the 'German sound'. The drum image is then carefully built up via the panpots with very often excellent results and without the 'string of percussionists between the speakers' syndrome as our colleague Richard Elen (*Sound International*) would put it! String sections, brass and woodwinds, acoustic guitars, etc are often recorded with just a stereo pair depending upon the set-up for the session, while electric instruments are more often than not DI'd. However, there are times when the amplified sound is also wanted, in which case the musician is shut up in his box and allowed to let it blast—the ratio between DI and mic being decided at mixdown. At this stage of the discussions we were joined by in-house producer Sylvester Levay, quite an ebullient personage, who also emphasised with Peter the need not to be hide-bound by just one or two techniques but to use any means to get the desired sound, even if it means quite a bit of experimenting.

At this point we adjourned to the control room and back to Mireille Mathieu. I asked if this had been just a vocal overdub onto a master tape that had been

number, multitrack versions nearly always have that overdub fuzziness and 'not quite together' feel, but here it was as if the whole recording had been done simultaneously in a large hall with excellent acoustics, it was that good. Separation and clarity were outstanding but it was the depth and 'togetherness' that really stood out.

During these run-throughs we were also joined by manager/owner Christian Bruhn, the studio appropriately enough is in the basement of his house! In fact, the studio is run on a semi-private basis for Bruhn's own realisations. Being a very well known composer in the popular field, as well as for TV, radio, films, etc over some years, Herr Bruhn has found it much more convenient and economical to have his own studio close at hand than buy studio time elsewhere. Artistes such as Mireille Mathieu are more friends than clients who like to come and record in a relaxed atmosphere without any publicity or big-time aggro. For this reason the studio is not promoted as a commercial enterprise though sessions can be done there if free time allows and you know the address and, preferably, Christian Bruhn. Though this in itself is not surprising, the fact that the first studio in Munich to have 46-track facilities is not one of the large commercial facilities, is rather out of the ordinary. Future plans also include a new desk to handle the increased track numbers. Several names were mentioned but nothing has been decided as yet—automation will also be included. Everybody concerned with the studio was very pleased with the present Helios console and I got the impression that if they can keep it to do other work then they will, though economics will have the final word. The monitoring system is also due to be upgraded to a more powerful one, though there again, nothing is finalised. Not being faced with the pressures of a full-time top commercial studio, Barbarossa can afford to take its time in evaluating and planning any updates so that when the change is made the chances of error are kept to a minimum. And it isn't as if the studio is under-equipped now!

It just remained for me to thank everyone for their courteous and open welcome and brave the rain for the next studio on the list.

Terry Nelson
Barbarossa Tonstudio, Irmgardstrasse 11, D8000 Munich 71, Germany. Tel. 089 79.57.18 or 79.49.99.



Above: Control room of Barbarossa Tonstudio.
Left: Barbarossa's studio.

over each component of the drum-kit. Each microphone is also fed through a noise gate in order to get breakthrough or phase problems down to a minimum, though obviously careful attention to phasing is made as well. The

recorded in France, but no, it had all been recorded at Barbarossa. Listening to the full rhythm section, brass, strings, choir, etc, etc it was hard to believe from the sound that this had all been done in a small studio. Multitracking obviously meant that the full orchestra had not all been crammed in at one sitting but this was the impression the tape gave. For this kind of



Custom built studio? Call the professionals.




BRENNEL MINI 8

A truly professional machine within the reach of anyone seriously considering 8 track. I.C. logic transport control, sync facilities, silent drop in/drop out record functions, and everything that makes this 1 inch machine probably the best value for money on the market.




REVOX B77

The ideal mastering machine for the small studio giving really excellent results at a reasonable price. And for those who want to go even better we also stock the Revox A700.




TEAC A3440

The new four channel machine replacing the famous A3340S. Now with even more facilities: — I.C. logic control, built-in pitch control, improved function select layout with auto sync for silent drop ins/drop outs, and a new monitor select system for easy monitoring in any mode direct from the tape machine.



TEAC 80-8

The 1/2 inch 8 track for the budget conscious studio. Giving high quality at a very reasonable price. The 80-8 has all the facilities normally associated with a machine of this calibre. And with the optional DBX unit gives excellent results.



A&H MODEL III

The high quality modular mixer for the quality 4, 8 or 16 track studio. Available in virtually any configuration up to a maximum frame size of 24/8. This mixer is available together with the Brenell Mini 8 at a special package price.



ALICE 12-48

The quality mixer for the 4 or 8 track studio. 12 inputs (16 input version also available) 4 outputs but wired for 8 track recording and monitoring. The standard model includes line up oscillator, talk-back and 48V phantom powering. Long throw conductive plastic faders available to special order. All in all a high quality mixer with all the facilities needed at a very reasonable price.



JBL MONITORS

We can supply the full range of JBL Monitor speakers from the small 4301 broadcast monitor; the 4311, popular with the smaller studio, through to the 4343 for more critical monitoring purposes.

REW

**REW Professional Audio 114/116 Charing Cross Road
London WC2. Tel:01-836 2372/7851**



sound systems

**WORLD
WIDE
DISTRIBUTORS**

AUSTRALIA

Klarion Enterprises Pty. Ltd.,
Phone: 613801. Telex: 34732.

AUSTRIA

Peerless Productions,
Phone: 832224. Telex: 134072 Peerv.

BELGIUM

S.E.D. Sprl.,
Phone: 5227064.

CANADA

Omnimedia Corp.,
Phone: (514) 636 9971.

DENMARK

S.C. Sound ApS,
Phone: (02) 99 88 77.

FINLAND

Nores Oy, Phone: 90-408 088.
Telex: 121676 norec sf.

FRANCE

Studio Center,
Phone: (331) 362 7310.

ITALY

Roje Telecomunicazioni spa,
Phone: 4154 141. Telex: 332202 Rt Tel.

JAPAN

Hibino Electro Sound Inc.,
Phone: (03) 866 555. Telex: 2657314.

NEW ZEALAND

General Video Co. Ltd.,
Phone: 872-574. Telex: NZ31255.

SINGAPORE

Ultralinear International,
Phone: 2210387. Telex: 23860.

SOUTH AFRICA

Colosseum Acoustics,
Phone: 22-2651.

SPAIN

Mabel Sdad,
Phone: 235-4000. Telex: 51526.

out of this world

DN70 Digital Time Processor plus DN71 Sound Effects Generator

On paper, the performance data of our DN70 digital time processor looks much the same as anyone else's.

But compare the results and it sounds a very different story.

We believe that honesty is the best policy. So when we state that the DN70 has a 90dB dynamic range – that's over the complete bandwidth (up to 18KHz).



And when we say distortion and modulation effects are less than 0.04% at 1KHz – we're actually being very modest. As leading studios, PA installers and groups have discovered around the world.

Our outstanding performance figures apply across the board.

To achieve this quality, we even designed our own quasi 15 bit digital converter to take a high clocking speed of 50KHz.

You can choose units with delays of 163mS, 326mS and 653mS, each with a three channel readout. So you can see the effects of quadruple tracking if you want it.

Add to this the DN71 sound effects generator – and flanging, pitch changing and vibrato are all yours in infinite variety.

To give even greater flexibility, we're introducing the DN72 memory bank which will store delay programmes that you want to incorporate in a final mix.

Innovative technology is what Klark Teknik is all about. Making it work and keeping it that way is our trademark.

Who else gives each unit a 200 hour burn-in period, plus a studio quality music test?

Klark Teknik. We make other systems sound behind the times.

sound is our science

GERMANY

Hausmann Concert Electronic,
Phone: 4336097. Telex: 181666.


HOLLAND

Pieter Bollen,
Phone: 040-520662. Telex: 59281.

SWITZERLAND U.S.A.

Dr. W.A. Gunther,
Phone: 65 54 60.

Hammond Industries,
Phone: (516) 364-1900. Telex: 96-1396.



KLARK-TEKNIK RESEARCH LIMITED

Coppice Trading Estate,
Kidderminster, Worcestershire DY117HJ,
England. Telephone: (0562) 741515. 5 Lines.
Telex: 339821.

Thoughts on maintenance

Pete Smith

THE RECORDING industry today supports many recording units both large and small. Of the former, a maintenance department staffed day-to-day by qualified and trainee staff is the norm and as a consequence the equipment, in theory at least, receives constant service attention therefore reducing breakdowns to a minimum. Modifications that wouldn't normally have been incorporated in the original units can be developed and installed to the liking of the engineering staff that use the equipment every day. This is luxury for those who can afford it; repair work and advice just an internal phone call away. But in the latter's case you often find that the recording engineer is doubling as the maintenance engineer, he probably even designed and built the place; consequently he is well versed in the control room's system and can both repair and record his sessions, or at least have a good idea of the faults he is likely to encounter. This advantage can be short lived though, for electronic advancement is running at such a pace that to keep up with the developments is a full-time job. So he has to make a decision; whether to remain a recording engineer or leave the stresses and strains of the comfy chair and the long days and nights demanded by the artists, and take up the soldering iron as a full-time concern. To many there is little choice; recording seems a more profitable occupation than that of keeping the midnight oil burning whilst delving into the latest list of integrated circuits which have just appeared on the market, thus making the latest toy you have just designed both bulky and less

While recording studios almost invariably have happy atmospheres, when equipment goes down, tempers begin to flare. Pete Smith, a freelance maintenance engineer, looks at some of the more common problems, and the ways management can assist the engineer.

versatile.

So the studio searches around for a freelance maintenance engineer to take over the service of their costly investment. Problems can be generated here, also, for the outsider has to learn the system incorporated in this studio; although in concept the same as many others, it may well label a function you're familiar with by another name. This labelling of functions or access points becomes apparent when a selection of jack-fields is studied and you find that translating the titles in search of a particular function can be a time-consuming, if not impossible, task unless you are armed with that studio's terminology dictionary. The layout of the desk may also be different, in which case to trace a lost signal can be a frustrating waste of time when no amount of button-pushing or knob-twiddling seems to reveal its whereabouts and it's only when the person familiar with the equipment is present to guide the uninitiated through the jungle of titles and routes that the signal's presence is revealed. This can be doubly frustrating when the individual armed with the knowledge presses the one button you had ignored or just not seen, instantly bringing the beast to life. System understanding is therefore at the heart of all good servicing. This not only saves down-time and its associated loss of money on the

studio's behalf, but can be very impressive when you walk in and confidently tap the offending section of equipment thereby establishing the fault's location and speedy repair, keeping everybody happy. Modern recording consoles are becoming more complex day by day and as the price falls on techniques that were only in the price range of the big fish, many of the smaller studios are already possessing large quantities of digital equipment requiring a specialised knowledge when things start to go wrong, as they inevitably do sooner or later. The outside maintenance engineer also holds a disadvantage for the smaller units both in the distance he will have to travel to the studio, and the time he might have available to attend all his clients and their various problems.

There have been vast steps forward in the reliability of electronic equipment in the past few years and this trend is for ever on the increase. Today's designer can select from extensive lists of components all the necessary parts he will require to accomplish a specific task and quite often can expect them to accommodate extensive protection circuitry, increasing reliability, and safety, yet taking up no additional amount of space. In the past, to keep equipment from being too massive, the designer may well have asked many of the components to work close

to their maximum; however, today's units can rely on less components to accomplish the same task at under half their maximum working tolerances, thereby eliminating possible failure at a later date. Most of the likely areas of failure are going to be due to old age, or misuse, or weak components that show up at a later stage. Rectification in the control room normally requires no more than the replacement of a plug-in module to keep the session running; at a later date the manufacturer will replace, for a small charge, this module from stock with the return of the offending dead unit. Designers have incorporated protection circuitry preventing misuse having any harmful effects upon the system. In high power applications complex circuitry protects not only the associated components within its own unit, but the rest of the equipment as well. Power supplies these days can tolerate many different attacks upon their function, such as current limiting, where the designed maximum current likely to be drawn from the unit, plus say 10% on top (after which the supply simply shuts down until any fault on the power lines is removed) allows normal working and the supply to return safely to the original designed demand. Short circuits could at one time destroy a power supply in seconds whereas today's units simply light an indicator to this fault and shut down until all is back to normal.

Price obviously has a lot to do with the quality and quantity of equipment you are likely to buy. Sound quality may not on listening appear to be any different but when it comes to hard work or overload

margins you start to realise the reason for price differences. Many of the cheaper units will be built in such a way that service is not that easy and far more time-consuming when compared with the more expensive units that will have servicing problems taken as part of the original concept. It must be remembered that repair time is money lost no matter how it is arranged.

Many studio owners I have come across are a little stubborn when a day is put aside for servicing and try filling it with a session of some kind to bring in another few pounds. This can be false economy for if a service day is put aside every so often costly session breaks for breakdowns can be reduced; this is beneficial to the financial wellbeing and reputation of the studio. A good reputation takes a long time to create, a bad one no time at all. Whether the service engineer you use is inhouse or not, he must be allowed a margin of time in which to repair and prevent faults occurring. Preventive maintenance is the key to this, not only leaving just enough time to repair any faults, but the regular cleaning and replacement of heavily-used components before they fail totally, especially the electro-mechanical components which are required to render the most demanding specifications in the most adverse conditions.

All too often lack of communication between the owner or recording engineer and the maintenance engineer can exist, simply because what one calls the thingy-jig the other calls a mix buss etc. A clear description of the fault can assist any engineer in determining the likely cause and save a lot of time and trouble. Also the test gear may not be to hand, in which case a clear description may well indicate the need for sophisticated test-rigs to be brought along, in order to trace the fault, that may not normally be carried in a run-of-the-mill service call.

I'd like to illustrate a fairly typical example of a session in progress and how a fault can develop in an artistic as well as technical sense.

Imagine a control room with the day's debris scattered around every available flat surface. The occupants, whose former selves left the studio several hours ago, sit tantalised by that elusive sound that all are expecting to hear at any moment usher forth from the ever-fresh speakers. However, so fierce is the explosion that the bass cone's coils failed miserably in their attempt to return to rest in the inner sanctum of the magnetic field, but stick irreparably on the magnet's surface. Sign language becomes the order of the early

hours, excepting the engineer who is now trying to regain his self control in an attempt to rectify the situation, all that is left of the reference monitors is the middle and high frequency units. The tape is played again with the monitor level turned down, just in case of further incidents. They discover that the voltage controlled amplifiers associated with the faders are all jammed at full level, generating an appalling din.

"Well?" the producer demands, "what are you going to do about it?". The engineer admits defeat in the face of overwhelming odds. The producer continues: "I've got an album to finish and little time to do it in". "I'm off to ring the maintenance engineer and get him over here to sort this mess out," retorts the engineer.

Half an hour later the maintenance engineer arrives fresh from his warm bed into the harsh reality of the control room to find his worst fears confirmed; sarcasm runs riot as all the band and studio staff try to alleviate all their frustrations upon his shoulders. As the problems had been hastily reported over the phone when his mind was least capable of absorbing them, his first enquiry is directed at the engineer. "Can you tell me what happened again, and what you think's wrong with it?" His question is answered abruptly, and with feeling, by the recording engineer. "Sure, it's fucked!"

The maintenance engineer notices the buckled pair of headphones and overturned chair in the studio. With the additional scraps of subconscious conversation slowly being recalled, he starts to fill in the gaps. The engineer plays the tape, and once again the shrill cry of the monitors announces that they are the first repair to be effected. Off come the covers to reveal the bass speaker cones in their contorted and solid position, application of pressure to their centres reveals no movement.

Next to be examined is the desk itself. It is apparent, since all the fader amplifiers were delivering their full output, that the control voltage had ceased to exist. This required the inspection and testing of the power supply associated with this voltage to ascertain its output. The lack of reading when he put a volt meter across the output of this power supply made it clear that it had given up the ghost or at least shut down because a fault was still existing across its lines. By removing one of the feed cables and measuring the output of the supply once again a normal, healthy 5V was registered so he assumed that there was some kind of a short across the supply line and in fact no structural repair was needed. Next, with a test meter,

he measured the faulty supply line with the power supply detached and removed each of the fader modules containing a VCA. He kept a constant watch upon the meter as it read the zero resistance across the lines until the offending card was removed and the meter once again indicated a safe load for the power supply to work with. Lastly he returned the other fader modules to their respective positions one at a time to discover if they had been damaged during the incident; luckily no further faults were found so the feed lines were reconnected to the power supply. In the end, the final problem of the duff VCA was a piece of debris which was never found when the case was removed; it could only be assumed that a loose piece of solder was the root cause which melted when the VCA was examined. This careful study of the situation and a methodical check-back of associated equipment and wires is really the only way to go about simple maintenance as well as the more mysterious faults; with a reasonable systems knowledge and a bit of luck, nearly all faults can be caught-up with and cured.

For those who don't read the dictionary in bed, the maintenance of electro-mechanical components, switches and the units that hide under the knobs of a desk, are often a major problem in servicing any equipment. The effects of dust and dirt can mean an acceleration of the time when failure will occur. Liquid refreshments have to be the worst enemy of all, especially those with a high sugar content. The owners of these drinks, either by missing their mouths, or when demonstrating a new golf swing hit a hole in one! spilling the liquid onto the surface of the equipment, which creeps into every orifice of the desk. This acts as a temporary lubricant to the mechanical parts and a more direct path for the signal or dc to travel. Unfortunately with the heat of the equipment, these liquids dry out and leave a sticky residue attracting all kinds of foreign bodies, eventually hindering the efficiency of the workings within the device and causing untold cost when repair time comes along. With mechanical parts the effect is that of crackling or a stiffening of their movements, requiring far greater effort on the part of the operator and greater strain on the part of the component which unfortunately gives-in within a short period of time causing more annoyance and trouble.

These electro-mechanical components are only guaranteed to accomplish a certain number of movements before they lose their ability to justify an accurate account of their job. Yearly checks and cleaning are essential to remove

offending particles and gunge from their surface. Potentiometers which make up the bulk of movable components, whether disguised as faders, parametric equalisers or just plain gain controls, rely on a semi-circular base on which a carbon deposit has been laid—a sprung metal wiper is dragged over its surface by the rotation of the externally mounted knob. As we can see, with the continual wiping back and forth of this sprung-metal arm, we are left with very little surface after several thousand sweeps. This can be accomplished within a very short space of time on a hard working desk.

Faders on any recording desk suffer from the harshest treatment since they are the main working tool within the studio control room. They are in direct line of attack from ash, drinks and fodder, plus, of course, being the main adjustment in all recording, and with even the best protection from outside elements they have to cope with this falling debris, and do an accurate job as quietly and efficiently as possible. There is nothing more annoying than a noisy or sticky fader, especially when it jams ('scuse the pun) at the vital point in a mix, constant care and attention must therefore be poured onto these devices. Since the advent of the Voltage Controlled Amplifier (VCA) some of the problems have been eliminated. With these amplifiers the audio signal is not required to pass along the fader's conductive plastic track to be picked off the surface by a metal brush, but has its gain controlled by the VCA's electronics which are not susceptible to the effects of contact resistance, dirt, or grease deposits, or the variability of the fader resistive track. Apart from a slight increase in distortion that is only just measurable, these units clean up an otherwise near perfect system, and coupled with the addition of an automation unit, they have the advantage of assisting the engineer's hands to cope with 24 or more faders at one time. There are still many desks that use the audio fader and here cleanliness is essential in preventing signal levels jumping alarmingly should they be left in a dirty condition for too long. The best method, I've found, is to dismantle the fader carefully, guarding against the possibility of damaging the delicate fader contact brushes which normally consist of a number of fine wire strands that can be easily bent out of shape, leaving you with a bigger problem than you had before you started (fig 1). With a fine-haired brush, dust out the unit to remove all loose deposits, then with a mild soap solution wash out the

Thoughts on maintenance

inevitable liquid deposits and very gently clean the conductive track and slide mechanism employed in your fader. Allow this to dry, then with a fluff-free soft cloth wipe the fader track once or twice to remove any final grease deposits that might quickly attract more dust. With alcohol also wipe the brushes in the direction they are required to work, removing any deposits from their surface. A quick clean of the slider mechanism may help its action as well. The unit is then ready for careful reassembly. Do not be tempted to oil the slider mechanism as oil travels very easily and normally ends up on the conductive plastic, not only damaging it but causing contact failure between the brushes and track. A little silicone grease can be applied but very sparingly, only leaving the finest film; no lubricant is usually the best of all. The final result is a fader that is a dream to use and one that will give good service for yet another year's hard labour.

Switches, whether of the rotary or key variety, also suffer from these problems, with the key switch it is normally the lever that snaps off or falls apart at its fulcrum. Many of these units are sealed in an attempt to reduce the possibility of failure due to dust and unwanted liquids, but even this doesn't prevent their demise when under heavy use.

Tape head cleaning and demagnetisation is also important. Cleaning the heads before or after every session is essential for the removal of tape deposits. Most studios carry this out and it requires little further discussion on my part. However, demagnetisation is another little job that ought to be considered at regular intervals to prevent the build-up of magnetic noise in all the heads. Often it is ignored for long periods of time until someone notices that their tapes are getting a little noisier, or a static-like sound seems to be apparent, in which case the defluxer comes out of hiding to demagnetise the heads. There is a sequence in demagnetisation which few people seem to realise. Most run the demagnetiser up or down the head stack once or twice and then shoot on to the next head, often with the machine still switched on, destroying four dozen meters at one sitting. This is not demagnetisation but remagnetisation assisting the head to generate its own polarity which it should have none of. Apart from a new battery demagnetiser that TDK have just announced, I know of only one method of demagnetisation (fig 2). The operator must stroke the tape head without

actually touching it, if at all possible; damage can be caused if contact is made either from strong vibration or the defluxing head scratching the polished surface of the tape head. Once the defluxing head has passed from the base of the head stack to the top, the demagnetiser is then withdrawn from the tape head at a constant speed and brought back into the base of the head stack once again performing an elliptical motion bringing your hand well away from the tape head. Two or three actions of this nature for each head is sufficient, but it must be emphasised that all demagnetisation of heads should be accomplished with this constant withdrawal procedure and not snatched away.

Little attention seems to be paid to the pinch roller and considering this has a difficult task to perform,

it should receive the same attention as the other items in the tape's path. Alcohol as a cleaning agent is not recommended as the neoprene rubber often used on the pinch roller loses its surface oils due to the degreasing action of the evaporating alcohol leaving a hard rubber crust that rapidly becomes glossy with use. The consequence of this is loss of gripping power and fluctuation of tape speed. The best cleaner I've found is a mild detergent abrasive such as 'Jif' which removes the fine surface coat of tape dust and leaves the rubber surface both soft and smooth with a fine bloom which seems to remain in good condition for some time. Again regular cleaning is most important.

All manufacturers of professional audio equipment supply an extensive list of specifications: noise, crosstalk, overload margins and distortion which are relevant at the time of delivery but very few recording studios seem to check

these figures after a reasonable period of time, assuming that once it has been measured by the manufacturer this specification will not change with use. Many of the figures reached today are well out of the human ear's detection and do require good test equipment to measure their presence in the system. Noisy components or an increase in crosstalk may not be noticed by the operator until it has become quite severe, consequently a high quality recording desk may end up with figures that are no better than a reasonable high-fidelity unit, and considering the cost of pro-audio equipment this particular angle of neglect seems ludicrous: preventative maintenance with occasional measurement of parameters of different parts of the equipment can save hours of work when the problems really start to show up at a later date.

A major nuisance associated with any fairly complex unit is the possibility of dry joints which can

FIG.1 PENNY & GILES FADER DISMANTLED

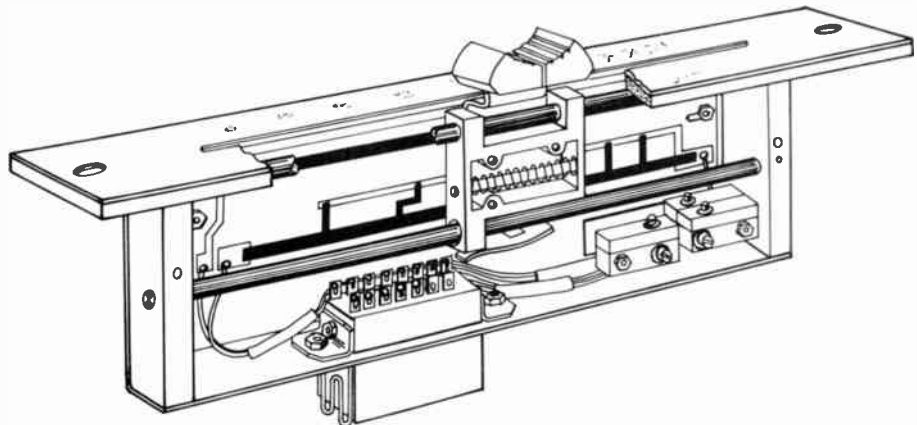


FIG.2 DEMAGNETISING A TAPE HEAD. NOTE THAT THE DEFLUXER SHOULD BE DRAWN STEADILY AWAY FROM THE HEAD BEFORE BEING SWITCHED OFF



hide away for long periods of time after unit manufacture and then show themselves when least wanted or expected. These faults are about the most frustrating failure any engineer is likely to come across as they are usually of an intermittent nature and, as such, indicate their presence only when they feel like it and never when a maintenance engineer is present! The number of times I've been called out to one of these situations and on entering the control room not heard any fault nor been able to restart the crackling that is normally associated with these joints, much to the frustration of all concerned. By the time you have driven half a mile down the road you can be sure the crackling or intermittent signal will have started again, negating the session, and decreasing the occupants' threshold



F 462

RANGE OF MASTER TAPE RECORDERS

A range of tape recorders designed for demanding users (typical wow and flutter .03% CCIR at 15 i.p.s.), who can upgrade their equipment as their needs evolve through a wide range of accessories and options such as: remote control panel, varispeed unit with ± 13 semi-tone range, tape marker, scissors, NAB hub adaptors, monitoring loud-speaker...

When ordering your recorder, you may select: 2 of the 4 capstan speeds, the tape deck height, your usual equalization standard (CCIR/NAB), the head assembly corresponding to your type of

operation (mono / stereo / two-track, with full or separate overlapping track erasure), etc.

... And you can change your mind later by upgrading your configuration at your convenience for a minimum cost.

F 462: an outstanding and flexible range of master recorders.


Give us a call. We'll let you know how and where you can try this product (Why not in your own studio?).

U.K. Agent: Clive Green & Co. Ltd. Britannia House, Leagrave Road, Luton, Bedfordshire, England LU3 1RJ. Tel. (0582) 411513.

ENERTEC

Schlumberger

ENERTEC. DEPARTEMENT AUDIO-PROFESSIONNEL
296, AVENUE NAPOLEON-BONAPARTE
95505 RUEIL-MALMAISON.
TEL. (1) 732 92 23. TÉLEX 203404 F.



Thoughts on maintenance

of patience to flying fits of temper. Once this dry joint can be made to show itself up with more regularity, by tapping the offending equipment or circuit board, the chances of detection swing in your direction. Quite often they are invisible to the eye and require careful application of the soldering iron with the unit power off; at other times they show up instantly simply because the offending joint was never soldered in the first place. How can this happen? You only have to think of the many millions of solder joints likely in any piece of equipment to realise the percentage error and the likelihood of Monday morning or Friday afternoon soldering joints that are not as carefully checked as the client might have liked.

Tracking down an anomaly in any unit requires the right tools. A knife and fork job is nearly always unsatisfactory since a temporary repair often turns into a permanent lashup that is for ever going wrong and followed by considerable swearing on the part of all involved; unfortunately some circumstances require this type of repair but a large notice placed somewhere obvious can help remind one and all that it will need proper attention as soon as time allows. The maintenance log book should also record this fact allowing all to see what has to be done and make allowances for this. Many faults that occur are of a simple nature and require only a good knowledge of system techniques; in other words the routes or route that a signal has to take within the desk or ancillary equipment. Armed with this knowledge vast quantities of electronics and wire can often be eliminated from the inquiry, reducing the burden by assimilating whole areas of equipment at one time, thus only those essential areas that are now left need our undivided attention. Using the same signal and starting from its source we simply follow it through until it either disappears for no apparent reason, or develops an audible fault. An in-depth study should now be carried out around this area. These checks are like investigating a crime novel where the author has laid false or unnecessary information and the detective or reader is required to analyse and remove these from his mind so as to get a clear idea of the true essential information leading to the final solution. Effective cure is in the hands of the investigator who has this ability. For many engineers and owners this knowledge is not their forte and they are more concerned with other problems

associated with running a studio, but, as was said before, a good diagnosis of the likely area of a fault and its clear interpretation, either into the maintenance log or verbally to the maintenance engineer, will help in overcoming any major jobs at a later date.

I come across many strange faults that often have a clear and simple solution at a later date. For instance, at one studio when the desk was switched on, it would bang and crash into the monitors, in a resounding way, for a short period of time and yet repeated investigation showed that the desk's power supply, which fed the studio amplifiers, was feeding the correct voltage perfectly. When measured at the desk this voltage was varying alarmingly and yet when the linking connections were checked all seemed well, until one day a little while later, when still trying to trace this phenomena, the live cable at the power supply end was given a good tug and it came adrift in my hands. It was then realised that the cable had fractured inside the insulation and was making and breaking in the minute gap that had been produced, although this was being held in its position because the insulation sleeve around the cable was well caught by the tag clip that was being used to attach it to the power supply. The moral of this tale is check all connections no matter how firm and well connected they may seem. Often wires that have too much tension applied to them in an attempt to save the cost of using too much cable cause their own headaches as they often get caught in a bundle of looser cables and become impossible to see. Slowly they give way at their weakest point and in consequence cease to function. At this stage the lack of suitable length renders repair impossible requiring a full replacement of the cable, the laying of which may very easily be totally impossible. Unfortunately in this sort of case the wires have often

not been coded, causing yet another headache in trying to find the offending cable that fails when the desk or other piece of equipment was used in a particular format. Remember here that the engineer will not know that a wire fracture has occurred and so for quite a time he is working totally in the dark until he finds a disconnection within one of the wires in the bundle. Here of course the use of carefully coded cables that have been indicated on the necessary drawings can aid tracing. Be warned, savings in initial cable costs don't allow for the suitable slack that can save a lot of trouble in future years.

Perplexing failures can sometimes cause humorous situations not normally associated with the stresses of breakdowns. The incident I have in mind is one that occurred in a mobile studio. The unit was on location when recording a series of live concerts and, as such, required the equipment to behave itself throughout all the recordings. Luckily in this case the fault occurred during a rehearsal whilst checking the sound level and quality from stage. The monitors appeared to distort no matter what level was presented to them, from a whisper to a scream; with the signals removed any movement, no matter how light, would generate a buzz of short duration in both speakers. The first assumption was that the desk was the cause of this effect. Being a mobile unit with efficient chassis support to prevent excessive movement within the room it still moved slightly, and had the effect that whatever was touched or whoever moved within the room, they would set off this buzz. This eventually reduced three people to tiptoeing around, tapping and shifting each and every piece of equipment in the mobile, with still the same disturbing result. I removed the front grilles of the speakers and watched one of the cones as my colleagues continued their ceaseless tiptoeing and tapping. To the outsider this behaviour must have seemed remarkable; one inquirer was silenced by three


loonies in a caravan filled with electronic gadgetry tapping anything from a coffee cup to the underside of a table covered with flashing lights and knobs. The final solution to this dilemma was discovered when the base cone of either of the speakers was touched or moved, the attached power amplifier would reply by trying to re-centre the speaker's position. A fault in the power supply of this amplifier was causing it to pass dc current into the coil of the speaker and no matter what movement was created in the speaker cone it was immediately and violently answered by this opposing force, thus the cone would gently oscillate until it was at rest in its newly-found position.

The jack field requires some mention for the reason that damage is often caused to the normalising switches located in the rear of the field. The occasional use of phono jacks in these fields is unfortunate because although the diameter is the same as the Post Office jacks for which the field was designed, the tip is oversized. This is where the root of many problems lie; only too often phono jacks with their large tip diameter spread the contacts within the jackfield causing excessive bending of the spring tongues so that when the jack is removed it doesn't return to its original position but remains bent away from its normalising switch (fig 3).

Whilst on the subject of jack-fields there are associated problems with the installation of ancillary equipment, since the jackfield is normally used for their termination. It is in the area of shielding and earthing that perfect and/or costly equipment can become susceptible to radio frequency interference, mains hum and other nasty gremlins which are caused either by electro-magnetic induction, or by the presence of ac mains currents within the audio shielding. In the former, strong magnetic fields that surround power cables will have an influence on unprotected, sensitive, low-level wires such as audio cables. In the latter, ac currents that find an escape route to ground only, via the audio shielding, will make their presence felt should they arrive at the front end of a sensitive amplifier, especially as this kind of amplifier will exaggerate the problem. The results of this interference will be heard in either the mains fundamental frequency of 50Hz or the second harmonic, 100Hz. This cannot be blamed entirely on the devices installed for in any system both mains and audio must go hand in hand.

Another problem with high gain

FIG.3 TYPICAL PROBLEM WITH JACK SOCKETS



NEAL FERROGRAPH

RECORD




A complete range of reel to reel, cassette, and test equipment for the professional and enthusiast.




The Ferroglyph SP7

A transportable recorder for fast, safe tape handling under all conditions and a new concept that brings custom-building within the price range of standard models. It takes all spool sizes up to 27cm and provides 3 speeds and positive action push buttons in association with logic circuits as well as motion sensing and command memory. Based on the Logic 7, individual specification allows choice of mono full track or half track head, stereo half track or quarter track head, line-in/line-out, microphone inputs and many other features.




The Ferroglyph Studio 8

A professional studio tape recorder, logic controlled and offering a choice of stereo, twin track and full or half track mono heads, PPM or VU meters, IEC (CCIR) or NAB equalisation. It is designed to meet the needs of modern radio and television broadcasting organisations and features include servo-controlled run and spooling, tape motion sensing and three editing modes. For up to 10½" spools it accepts standard, long-play and double play ¼" tape and has total type protection by electronic interlocks.



The Neal 302

A studio cassette recorder that incorporates three a.c. motors for reliability and smooth effortless power. It is controlled by a full solid state logic system actuated by ultra light touch buttons. A massive decoupled flywheel and oversize capstan result in exceptionally low wow and flutter. Tapes are protected by constant monitoring and in the event of snag or snarl the machine returns to stop. The 302 is used by top recording studios and broadcasting stations for quality cassette copies and in-cassette duplication masters.



The Ferroglyph RTS2 and ATU1

An all-in-one audio test set, the RTS2 puts an end to the use of separate instrumentation and its inherent complication of connections. The result is faster, cheaper servicing. It combines in one easy to use compact instrument the measurement of gain, noise, frequency response, input sensitivity, output power, distortion and the parameters relating to recording equipment such as wow and flutter, crosstalk, drift and erasure. Linked with a Ferroglyph Auxiliary Test Unit, ATU1, its range of applications can be extended to include measurement on professional equipment.

Thoughts on maintenance

amplifiers is their susceptibility to radio frequency interference, should they happen to be part of a faulty earthing system. Unfortunately it is the foreign stations that are detected, which doesn't hold much interest when having to listen to them and repair the fault at the same time!

It is important when wiring in new or existing equipment that it be routed in only one direction, the most preferable being through the desk's power supplies (fig 4). The best way I have found of understanding this earthing principle is to imagine a tree whose roots are the power supply, the trunk the desk, and the tape machines and ancillary equipment as individual members of each bough or branch. In this way the flow of the earth-bound current passes directly into the main trunk of this earth tree and thus to ground without passing back along other branches. At no time must any one branch or bough touch any other.

When wiring screened leads, do not be tempted to earth all the ends as you may run the risk of forming opportunities for an earth loop. In the accompanying figs 5a and 5b I have included several diagrams relating to the connection of screen leads which, if followed, should help many of the possible problems you may face. On most pro audio equipment the mains earth is connected to the chassis of the equipment and not the audio ground which is left floating for its final attachment to the desk's audio ground buss. The mains earth must be connected within the control room's power earthing system, and only removed if it is found to cause an earth loop and for no other reason. If this should be the case, however, the loop is likely to have been caused because the manufacturer has connected the audio earth to the chassis. The screen wire should be allowed to finally ground the unit with the mains earth removed and a suitable sticker placed on the plug indicating this fact.

A studio with a maintenance department will have a reasonable workshop normally with a good selection of components, specialised parts and tools, and a suitable working surface. The small studio, on the other hand, may well have none of these facilities and only stock light bulbs and other such oddments in the control room. He probably won't have the space required to house a workshop and spares store and cannot afford the capital outlay. There are likely to be some spare parts relating to the

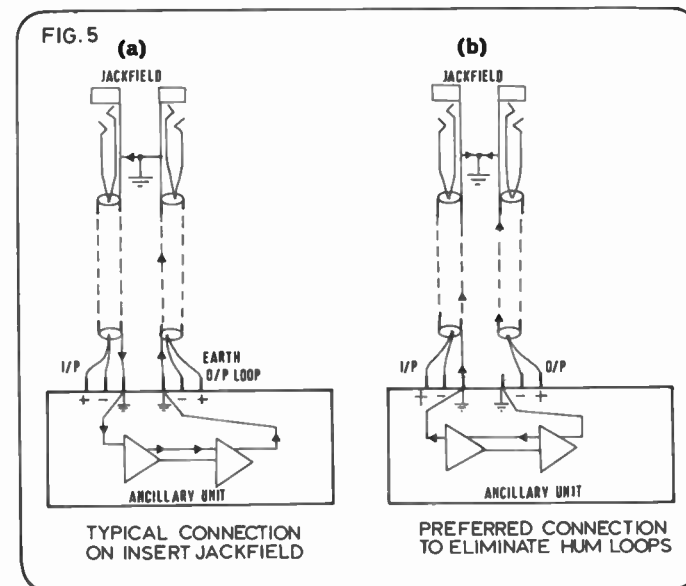
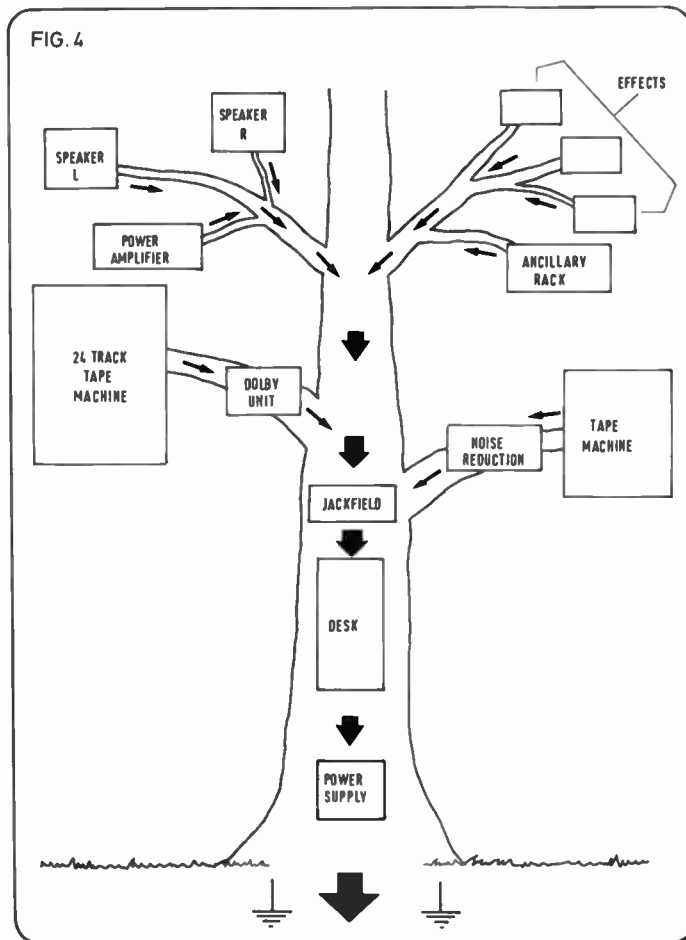
equipment in the studio that were supplied when the equipment was purchased, but he may well avoid the outlay on any other items considering them an unnecessary expense until a breakdown forces

him to renew them. This is fine as long as nothing more serious happens than a replaceable module going wrong or a light bulb blowing; however, quite often many faults can be fixed on the spot with a few components that cost very little. Returning faulty devices to the manufacturer is a very good policy when certain specialised

components fail but can be very time consuming if all that fails is a resistor or standard transistor, whose replacement from your own stock could be a simple job. It is equally important that outside maintenance engineers are fully self-sufficient, for if they have to answer a call in the early hours of the morning and forget to take the relevant component to effect a repair, the whole expedition becomes redundant.

A once a year inspection should be the norm in all studios where, come what may, the equipment receives a thorough clean, a mechanical overhaul, if necessary replacing any suspicious pots or switches, and a check-up on the essential characteristics and accuracy of the electronics. Vibration and itchy fingers with a screwdriver can reap havoc with the electronics causing all sorts of wrong or false readings that were not apparent until checked against a standard test instrument. As much as possible must be covered in the time allowed—at least a couple of full days—in which to cover desk and tape machine metering against their relative inputs or outputs. Each must read the same and all faders must be matched for level and travel, and be thoroughly cleaned. Dust out connector trays and modules for previously explained reasons. Clean under tape deck top plates to remove dust and tape pieces that slipped unawares into the bowels of the recorder and, if indicated by the manufacturer, oil any moving parts, but only if the manufacturer recommends this. The back of the tape machines usually end up coated in rubbish; old woollies and dead packets of fags. A good clean-up would not go amiss and maybe the old woolly will be of more use to a person than a machine. If the time is available, further investigation into the electronic parameters will definitely be worthwhile as these can tell many a true story about the equipment's condition.

With this course of action the future year and condition of the units will be such that servicing during sessions, when it costs a lot more than the engineer's time, will have been significantly reduced. It is essential that competent maintenance engineers carry out most of the electronic work. The cleaning and tidying up you can accomplish yourself of course, but do not be tempted to put off today what you feel you could do tomorrow, for preventative maintenance and constant attention will save a lot of money in breakdown time and raise the eventual second-hand sale price of any of your equipment. ■





Soundcraft 1624

Manufacturing:
Soundcraft Electronics Ltd
5-8 Great Sutton Street
London EC1V 0BX
England
Telephone: (01) 251 3631
Telex: 21198

US Distribution:
Soundcraft Inc.
PO Box 2023
Kalamazoo
Michigan 49003
Telephone: (616) 382 6300
Telex: 22-4408

West Coast:
Westlake Audio
6311 Wilshire Boulevard
Los Angeles
California 90048
Telephone: (213) 655 0303
Telex: 698645

Canadian Representation:
McKen Production Ltd
PO Box 4054 Station E
Ottawa
Ontario K1S 5B1
Telephone: (613) 236 7242
Telex: 053-3381

SOUNDCRAFT
ELECTRONICS LIMITED



Brandon Wade's Crystalstorm Recording, Kalamazoo, Michigan

Call me, Call me, Call me, Call me...

IS THERE, or is there not, anything wrong with the new Fleetwood Mac single *Sara*? Disc jockeys at Capital Radio London got so sick of the record repeatedly sticking in the groove at the 'call me' phrase that they vowed publicly over the air never even to try and play it again. Another London-based radio station, the British Forces Broadcasting Service, had exactly the same problem, with groove-sticking in exactly the same place. So did Piccadilly Radio in Manchester. But BBC Radio One seemed luckier and the copy which I bought cash-over-the-counter from the Virgin Megastore in Oxford Street, London, played perfectly.

Such is the appalling average quality of today's disc pressing that Virgin has a special counter in the store set aside for taking back faulty records from dissatisfied customers. The Virgin faulty counter hadn't had any *Sara* singles back but they knew all about Capital's problem. "In any case the public don't usually bother to bring back faulty singles," added the sales girl. (This prompts a passing thought—is the public really now so conditioned to wasting good money on bad pressings that they have given up complaining?)

According to a Capital record librarian the station had been through three separate batches of the single but were now happy with it. So I 'phoned WEA who had pressed the record in England. At first they 'didn't know of any problems'. But under a little more pressure WEA 'remembered' that Capital had indeed had some problems but had subsequently apologised to WEA for their on-air moans. I checked back with Capital and they helpfully looked out a copy of their letter to WEA. It was just a couple of lines, and sure enough it did more or less apologise. The trouble, wrote Capital, had been incompatibility between the Shure cartridge on turntable 3 and the *Sara* single.

The Shure cartridges in use at Capital are *M75s* at relatively low cost and low compliance. A change to a better cartridge, such as a Stanton, had been necessary to cope with *Sara*. At BFBS they use EMT arms and cartridges tracking at around 2½g, and BFBS coped with *Sara* by increasing the tracking rate to around 3½g. It would be interesting to hear whether other stations have had similar problems with *Sara* and if so how they coped with them.

The real irony of the situation is that the *Sara* single is extracted from the *Tusk* LP which is very probably the most expensive album ever produced. Just for starters its production soaked up nearly a year of studio time at Village Recorders, Los Angeles, and the base rate there is around \$20,000 a week. In the USA the first pressings of the first single extracted from the LP (the title track *Tusk*) were recalled as faulty. And now we

have a question mark over British pressings of the second single *Sara*. Can it really be coincidence that three radio stations have all experienced exactly the same problem?

There's another sad irony. After spending so much on *Tusk*, Warner in the UK has pulled the financial plug on Enigma, the independent classical label that they bought just a year or so ago. At the time of writing it's still unsure whether Enigma will fold as a production company and the back catalogue be re-issued on a budget label or whether some source of outside cash can be found to buy up the Enigma operation from WEA. One theory on the axing is that Enigma upset the WEA management by making no effort to disguise their decision to have Enigma discs pressed by Teldec in Germany instead of WEA's own plant at West Drayton. So when Warner's accountants came up with a profit and loss equation that looked bad for Enigma there was insufficient sympathy from WEA management to buy the company extra time.

BBC Radio goes digital

BBC RADIO is now busily and happily playing publicly with a new digital toy—a recording system based on the Sony *PCM 1600*. Needless to say, it's been largely forgotten that the BBC Engineering Research Department out at Kingswood Warren has been beavering away at the development of digital tape recorders since 1972, and that by that year the BBC was already regularly distributing PCM encoded sound with television and stereo radio around Britain by microwave link. This followed PCM field trials in 1968 which in turn followed R&D work based on a pioneering patent on PCM filed by Alec Reeves of STC in 1939.

During the mid Seventies the BBC Research Department several times demonstrated digital audio recorders, for instance at AES meetings, and a favourite trick was to prove that a 13-bit code and 32kHz sampling rate (offering 15kHz bandwidth and s/n ratio of around 75dB) was adequate for most practical purposes. As the microwave distribution links use a 13-bit, 32kHz standard (in line with international agreements) the use of a similar standard for recording seemed logical, with the bonus of direct digital interface between recorder and distribution system. It also seemed logical, when the BBC and 3M pooled resources to develop a multitrack digital recorder for master studio use, that a higher standard (50kHz sampling and 16-bit words) should be adopted to give the studios extra bandwidth and dynamic range headroom. (It wasn't surprising, when the BBC and 3M amicably parted company after their 2-year co-operation, that the BBC resisted the

temptation to buy a 3M machine (costing around £75,000) and the Research Department settled down to build a prototype 10-channel machine of 13-bit, 32kHz format. This was shown at the Radio '80 exhibition which was held inside the BBC last year to give engineers, producers and top brass an idea of what the research department has up its sleeve for the future.)

By Christmas 1979 the BBC had been allowed an increase in licence fees and thus Broadcasting House felt politically safe to be seen by the public to be spending a little money. With surround-sound test broadcasting still stymied by industrial action, Broadcasting House turned its thoughts to things digital. The research department prototype wasn't operational in the sense that it certainly couldn't be carted round the country to make location recordings. There was also growing concern that 13-bit, 32kHz just isn't enough for master recording even for radio. What Broadcasting House needed was an operational machine of higher audio standard. The obvious answer was a Sony *PCM 1600*. So the Beeb bought one, along with a pair of *U-Matic* video cassette recorders. Their engineers only needed to build a sync-lock system to keep the two *U-Matics* in step and so provide a changeover between tapes when a programme longer than an hour has to be recorded.

This is the system which is now being extensively used. It's emphasised that the BBC hasn't yet made a final decision on future plans and that adoption of the 44kHz, 16-bit Sony *1600* (NTSC-related) standard is still only part of an ongoing experiment. Some people inside BH believe that a 14-bit code is adequate and that a sampling frequency of 48kHz (which is a convenient multiple of 32kHz) would be ideal. But the Sony *1600* was the only off-the-shelf system available which offered more than enough quality at halfway to reasonable price.

Next project for the research engineers must surely be a digital transcoder so that the Sony 16-bit, 44kHz output can be directly interfaced with the BBC 13-bit 32kHz distribution system. At present the Sony output has to be returned to analogue form and re-encoded for input into the distribution system.

Many of the first BBC digital recordings have been broadcast as repeats of live broadcasts transmitted a couple of days earlier, eg the Christmas carol service from Cambridge was first transmitted live on Christmas Eve and then as a digital recording on Christmas Day. This produces a delightful paradox. The recordings can sound better than the live originals. How come? The live transmissions are relayed to Broadcasting House via analogue Post Office land lines; the repeat broadcasts originate in Broadcasting House direct from the digital masters.

Inovonics Inc.
 503-B Vandel Way
 Campbell, CA 95008
 Telephone
 (408) 374-8300



Feldon Audio Limited
 126 Great Portland Street, London W1, Telephone: 01-580 4314, Telex: London 28668

Exclusive export distribution through
Gotham Export Corporation
 New York
 Telephone (212) 741-7411
 Telex 12-9269

U.K. Distributors

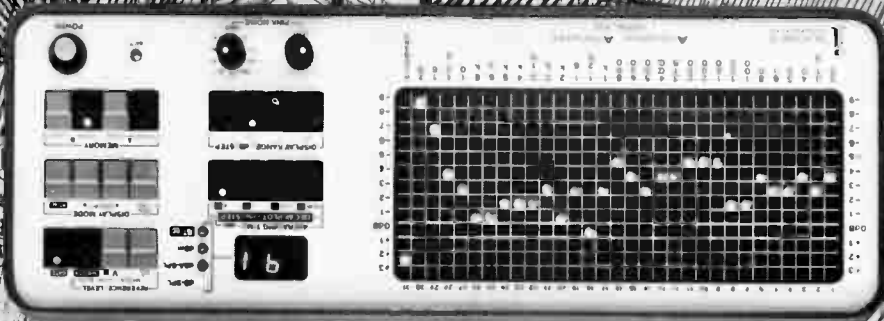
Here's everything you need for one-third-octave sound-level and reverberation-time analysis in one easy-to-use package... Inovonics' Model 500 Acoustic Analyzer. In the real-time mode, Model 500 shows you wideband or weighted SPL readings in each one-third-octave band from 25 Hz to 20 KHz. You set the reference level you

want, or Model 500 will seek the proper level automatically over a 100 dB range in 1 dB steps. The built-in pink-noise generator supplies you with wideband or octave-band test signals. Then, touch a button for the RT₆₀ mode. The digital display shows reverberation time up to 10 seconds with 10 ms resolution, while the LED matrix plots the decay characteristic.

This rugged, lightweight, precision instrument goes wherever you go. From the freeway interchange to the auditorium, concert hall, rear-panel connectors provide an external oscilloscope output, an auxiliary test interface, The Inovonics 500 is ready for peripherals.

For accurate, dependable level response and reverberation analysis, the sound choice is Inovonics' Model 500 Acoustic Analyzer. It's part of every sound design. Call or write us today for all the details. Model 500 - \$2750.

Inovonics Model 500 Acoustic Analyzer



Part of every great performance

Survey: test equipment



Amber 3500 distortion measuring set

This survey does not include hand sound level meters, oscilloscopes, power supplies, frequency or volt meters. Next month's surveys will cover sound level meters and test tapes/discs.

ABACUS (UK)

Abacus Electronics, 10 Barley Mow Passage, London W4 4PH.

Phone: 01-994 6477. Telex: 8811418.

UK: Kirkham Electronics, Mill Hall, Mill Lane, Diss, Norfolk.

Phone: 037976 594.

ARTA 8000

Type: $\frac{1}{2}$ -octave realtime analyser with CRT display. Rack mounting unit with circular CRT display for 27 ISO (centred to $\pm 2.5\%$) $\frac{1}{2}$ -octave bands from 40Hz to 16kHz, display range switchable 20dB in 2dB steps, or 10dB in 1dB steps with 0.5dB accuracy, slow or fast response, pink noise generator output, and mic and line inputs on front and rear panels. 200V power on mic socket for instrumentation mics, displays range from -70dBm to $+30\text{dBm}$. Adaptor boxes for B&K 2819 mic (including 20dB amp), 48V phantom mics (including amp), dynamic mics (with 40dB amp).

Price: £1,950 including one mic adaptor box, others £30-£40, pink noise card £40.

ACOUSTILOG (USA)


Acoustilog, 19 Mercer Street, New York, NY 10013, USA.

Phone: (212) 925-1385.

232A

Type: reverberation timer providing digital LED

AEC ARA414-27G



display of time.

Allows room decay time to be displayed for each of 19 switchable frequency bands on $\frac{1}{2}$ -octave intervals from 63Hz to 12.5kHz, provides 10ms resolution of reverb time up to 9.99s with 20dB x 3, or 30dB x 2 to measure RT_{60} . Built-in pink noise generator, one octave filters, mic input with 15V phantom for C451, adaptable to line level, rack width, 1 $\frac{1}{2}$ in high.

Price: \$795. 48V phantom \$65, 220/110V 50/60Hz \$75, pulse/trigger jacks \$35, log amp mod for scope display \$90, remote display \$180.

AEC (West Germany)

Audio Engineering Components GmbH, Geleitrasse 11, D-6053 Obertshausen, West Germany. Phone: 06104 42324.

ARA414-27G

Type: $\frac{1}{2}$ -octave realtime analyser using rectangular CRT for display.

Displays 27 $\frac{1}{2}$ -octave bands from 40Hz to 16kHz with displayed 27dB range and three selectable release times, built-in pink noise generator, mic and aux inputs on front panel, rack mounting.

Price: on application.

AFA415SG/B

Type: dual channel frequency response measurement unit using rectangular CRT for display.

Generates 13 separate frequencies from 40Hz to 16kHz with left and right level controls for tape recorder, displays left and right replay from tape recorder simultaneously either side of the CRT screen with a scale from $+6\text{dB}$ to -7dB for response and related measurements. Low or high level inputs on DIN on or BNCs, rack mounting.

Price: on application.

AMBER (Canada)

Amber Electro Design Ltd, 4810 Jean Talon West, Montreal H4P 2N5, Canada.

Phone: (514) 735-4105.

UK: Scenic Sounds Equipment, 97-99 Dean Street, London W1V 5RA.

Phone: 01-734 2812. Telex: 27939.

4400A

Type: multipurpose audio test set.

Generator provides sine, triangle, square, pulse, asymmetrically clipped sine, triangle, sweep, pink noise and comb in range 20Hz to 100kHz with max $+33\text{dBm}$ output level in range $+30\text{dBm}$ to -70dBm . Digital meter section reads narrow band level $+30\text{dBm}$ to -120dBm or to -90dBm wide band, and frequencies from 10Hz to 100kHz. Provides 0.01dB level and 1Hz frequency resolution, accuracy $\pm 0.2\text{dB}$ from $+30\text{dBm}$ to -30dBm 50Hz to 20kHz,

true rms fast or slow, average or peak reading, numerous weightings available. Receiver section provides differential or dual channel input and enables four digital plots (256 x 256) to be stored and displayed on a normal scope or a plotter. Provides plots of amplitude or phase versus time or frequency. Also contains a multimode filter for bandpass or reject, high or lowpass, and variable Q, and a spectrum analyser with log frequency sweep and constant percentage bandwidth. The analyser and filter may be used with the digital meter for noise and other measurements, and the digital plot for generation of noise floor plots, crosstalk, RT_{60} etc.

Price: £2,695.

4400AXY

Similar to 4400A but with X and Y dc signals, and pen drop contact closure for plotters.

Price: £2,931.

4405

Accessory for 4400A which allows distortion to be measured and plotted, contains a tracking notch filter and additional circuitry to interface with main test set oscillator. Mounts on top of 4400A.

Price: £1,640. 4407 is similar but with full digital metering, £2,195.

Model 444

Weighting network kit providing five dedicated weighting filters, 400Hz highpass, 10kHz lowpass, ANSI A, B and C, and five blanks for custom networks.

Price: £122.

3500

Type: portable distortion measuring set.


Includes an ultra low distortion sinewave oscillator (0.0015% 10Hz to 20kHz) with $+22\text{dBV}$ to -60dBV output, total harmonic distortion analyser and noise meter covering f0Hz to 100kHz in four ranges (tracking oscillator) with distortion level input $+10\text{dBV}$ to -30dBV , wide band level to -60dBV , narrow band to -120dBV , true rms meter, slow or fast, linear dB scale (fundamental rejection 100dB 10Hz to 20kHz). Narrow band filter internally adjustable 1 to $\frac{1}{10}$ -octave tunable over full range. Automatic operation for null and set level, measures to lower than 0.002%. Option for intermodulation distortion measurement comprising second oscillator and analyser fitting internally to measure to SMPTE standard as well as variable HF component from 2kHz to 100kHz.

Price: £850.

AWA (Australia)

Amalgamated Wireless (Australia) Ltd, PO Box 96, North Ryde 2113, New South Wales, Australia. 52

Penny-pinching Packages from ITA



Prices exclusive of VAT

Full range of ancillary equipment available. Finance facility.
Full after sales service back up.

**ITA, 1-7 Harewood Ave., Marylebone Road, London
NW1. Tel: 01-724 2497. Telex: 21879.**

	List	Package
1. 4 track package. Teac A3440, Revox HS77, Model 2A Mixer	£1668	£1350
2. 4 track package. Teac A3440, Revox HS77,		
3. 8 track 1/2 inch package. Itam 806, 10-4 Mixer, Revox HS77	£2535	£2090
4. 8 track 1 inch package. Otari MX7800, Allen & Heath 16x8 Mixer	£3917	£3220
5. 16 track 1 inch package. Itam 1610, Allen & Heath 16x8, Revox HS77	£7185	£6395
6. 24 track package. Otari MTR90, Allen & Heath Syncon 28x28	£9045	£8185
7. Any other package tailored to your requirements	£29275	£24990
	?	?

SURVEY: TEST EQUIPMENT

Phone: 888 8111. Telex: 20623.

UK: Marconi Instruments Ltd, Longacres, St Albans, AL4 0JN.

Phone: 0727 59292. Telex: 23350.

G232

Type: low distortion oscillator.

Four ranges covering 10Hz to 110kHz, max output +22dBm, calibrated variable +22dBm to -100dBm, 0.001% distortion 30Hz to 20kHz, digital frequency readout, balanced output.

Price: £1,165.

G233

Type: ultra low distortion oscillator.

Four ranges covering 10Hz to 110kHz, max output +12dBm, variable attenuator, 0.001% distortion.

Price: £345.

F242A

Type: distortion and noise meter.

Provides automatic tuning on the fundamental rejection frequency over the range 20Hz to 20kHz with no manual selection or tuning, providing residual distortion less than -90dB, distortion measurement to below 0.005% with -30 to +30dBm range, also level measurement from -110 to +32dBm, true rms reading, balanced or unbalanced, Low and high cut filters.

Price: £1,520.

E247

Type: level meter psophometer.

Provides true rms or quasi-peak reading meter, balanced or unbalanced, for measurement of level, noise or psophometrically weighted noise in range 10Hz to 110kHz with a variety of filters. Meter ranges -80dBm to +30dBm, accuracy ±0.2dB.

Price: £820.

A248

Type: wow and flutter meter.

Measures drift, wow and flutter to DIN, IEC, IEEE and ANSI standards, weighted or unweighted, stable 3150Hz tone for recording on tape, balanced or unbalanced inputs and outputs, ranges from 0.1% to 3%.

Price: £387.

BARCLAY (USA)

Barclay Analytical Ltd, 233 E Lancaster Avenue, Ardmore, Penn 19003, USA.


Phone: (215) 649-4915.

Badap 1

Type: 'audio micro computer', programmable audio measurement system.

Comprises a 9in diagonal colour television display which may be used to display a wide number of audio parameters depending upon the software used with the system. Provides line and mic inputs, displays offer 1, 3, or 6dB/division, while the 6dB/div shows +20 to -80dB range, plus providing 0.25dB resolution on 1dB/div. Five software packages are presently available: realtime 1/3-octave analysis from

Barclay Badap 1 programmable audio measurement system



20Hz to 20kHz, with rapid plot or memory analysis option, RT₆₀ displays decay of reverberant sound field as a graph on the screen. Acoustic Distance Measurement indicates distance between loudspeaker and mic for determination of critical distance and delay line setting. Chromatic spectral decay shows reverberant decay in 31 bands to provide a 'sonic' blueprint of particular rooms. Optional hardware input multiplexer which provides 32 channels of level display, peak or average, and two simultaneous 1/3-octave analysis displays. Future software packages will include 64-channel multiplexer, disc tracker, 1/3-octave analyser, harmonic distortion, intermodulation distortion, weighting curves, digital filtering, wow and flutter spectral analysis, loudspeaker phase alignment.

Price: *Badap 1* including RTA \$5,495, 32-channel input multiplexer \$1,795, stereo analyser \$2,995, software programs \$300 to \$460.

B & O (Denmark)

Bang & Olufsen, DK-7600 Struer, Denmark.

Phone: 07 85.11.22.

UK: Bang & Olufsen, UK Ltd, Eastbrook Road, Gloucester GL4 7DE.

Phone: 0452 21591.

WM1

Type: wow and flutter meter with drift and frequency analyser.

Measures to DIN, IEC, CCIR, IEEE and ANSI standards, with analyser for wow and flutter spectrum, quasipeak and sigma meter circuit for 30s to 5s measuring periods, analogue outputs for scope, measures down to 0.03% with input voltage 3mV to 10V.

Price: £678.

WM2

Similar to WM1 but without analyser.

Price: £379.

AM1

Type: audio monitor with wattmeter and voltmeter. Stereo wattmeter has range 10W to 140W, LF voltmeter has range 300µV to 37V over range 4Hz to 500kHz. Includes calibrated amp with gain -30dB to +50dB, monitor amplifier with built-in speaker.

Price: £261.

RWM4

Type: wattmeter.

Stereo wattmeter covering range 10nW to 100W over range 8Hz to 700kHz.

Price: on application.

TG7

Type: low distortion oscillator.

Generates sine and square waveforms in range 10 Hz to 1MHz with output voltage 0-3.6V, distortion is 0.05%.

Price: £259.

B & K (Denmark)

Bruel & Kjaer A/S, DK-2850 Naerum, Denmark. Phone: 02 80.05.00. Telex: 37316.

UK: B & K Laboratories Ltd, Cross Lances Road, Hounslow, Middx TW3 2AB.

Phone: 01-570 7774. Telex: 934150.

USA: B & K Instruments Inc. 5111 West 164th Street, Cleveland, Ohio 44142.

Phone: (216) 267-4800. Telex: 810421.

Measuring microphones

Wide range of capacitor measuring microphones with diameters of 1/2in (6.5Hz to 140kHz), 1/4in (3.9Hz to 70 or 100kHz), 1/8in (to 16/18/20/40kHz) 1in (to 8.5/20kHz). Free field or linear pressure responses, screw on pre-amplifiers, numerous adaptors and extension cables, nose cones and windshields. Boxed kits also available. Various power supplies. Prices: £197 to £275.

4220/4221/4230

Types: microphone calibrators.



B & O WM1 wow and flutter meter

4220 Pistonphone is battery driven with +124dB level and barometer for pressure corrections. 4221 is a high pressure calibrator at up to 164dB spl and 3Hz to 1kHz. 4230 is a pocket sized battery powered calibrator giving 94dB at 1kHz.

Prices: 4220 £312, 4221 £1,298, 4230 £150.

4204/4205

Type: sound sources for room measurement.

4204 is a reference sound source of 70dB with frequency range of 100Hz to 10kHz with less than 6dB directivity. 4205 can be used for A-weighted or octave band etc, comprising sound generator and separate radiator.

Prices: 4204 £1,078, 4205 £1,262.

7507

Type: sound power processor.

Allows sound measurement in octave or 1/3-octave bands with digital display of level and frequency.

Price: £4,456.

1023/1027

Type: sine and sine/random generators.

1023 covers 10Hz to 20kHz in one range, linear or log, variable frequency modulation of output signal, external mechanical or electrical sweep control. 1027 generates sine waves, narrow bands of random noise, white noise and pink noise. Range is 2Hz to 200kHz in three linear and log ranges, external sweeping.

Prices: 1023 £2,304, 1027 £4,036.

2610/2607

Type: measuring amplifiers with meter displays.

2610 has sensitivity 10µV to 300V, true rms level, fast or slow, peak hold, range 2Hz to 200kHz with limiter for 22.4Hz to 22.4kHz, A, B, C, and D-weighting networks. 2607 is similar but also provides peak measurement with variable decay.

Prices: 2607 £2,344, 2610 £1,610.

2429

Type: psophometer for noise measurement.

Sensitivity 100µV to 30V, four weighting networks, telephone, linear, programme one or two.

Price: £1,323.

2971/6202

Type: phase meter and phase delay unit.

2971 provides digital display of phase differences, frequency range 2Hz to 200kHz. When used with 6202 phase delay unit enables characteristics of loudspeakers, acoustic delay lines, tape recorders etc to be measured, delay to 8.73ms.

Prices: 2971 £1,275, 6202 £622.

6203

Type: wow and flutter meter.

Provides auto selection of five ranges from 0.03 to 3%, built-in xtal 3150Hz oscillator, linear or weighted.

Price: £1,022.

1617/8

Type: bandpass filters.

1618 has 41 1/3-octave filters from 2Hz to 20kHz with 41 overlapping octave bands, A-weighting or linear mode, digital display of selected band. 1617 is similar but with extra 1/3-octave filters from 25kHz to 160kHz, B, C and D-weighting.

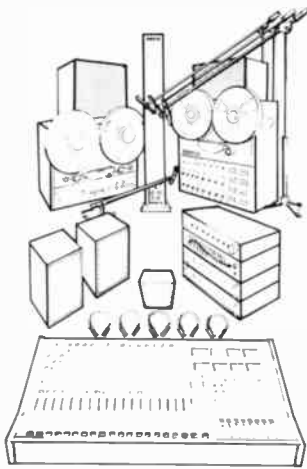
Prices: 1617 £2,886, 1618 £1,924.

2010

Type: heterodyne analyser.

Our business is helping you with yours

Considering or upgrading a multitrack system?
 We offer a select range of studio equipment, backed with
 advice, demonstration and service. Turnkey sell, install, lease or hire.



SYSTEMS

As our name implies, at **TURNKEY** we specialise in systems. From the simplest four channel setup to large eight or sixteen track installations, we can tailor a package to fit your exact needs. This can include acoustics advice, wiring, consoles, training and so on. Ask for our 'Quotation Sheet' or call Andrew Stirling now, on 01-440 9221 and discuss your requirements first hand.

MONITORING

QUAD is a remarkable company that has stayed in the forefront of monitor amplifiers for over a decade. Their current series, the 303 and 405 are available for medium and high power use.

JBL and **TANNOY** share the market for studio monitors worldwide. We demonstrate and supply matched systems for budget and big-time monitoring. The renowned **AURATONE** mini-mighty speaker cubes, are also in stock.



SIGNAL PROCESSORS

The choice is immense. We cannot sell them all so we pick and choose the best. Take **MXR** for example. This American based company has grown from making effects for guitars to studio equipment for professionals. Their digital

MICROPHONES

As with speaker systems, the choice of microphones is very much one of personal preference and we stock a range to satisfy most requirements. Our current favourites are the new **CSE** range by **AKG**. This is a system (in similar lines to the revolutionary **C451** range some years ago) of interchangeable bodies and capsules. As electret technology is used, the prices are correspondingly low.



delay and graphics are second to none. Roland of synthesiser fame, have introduced their 'Studio Series' of rack-mount units, including a phaser/flanger with extensive control facilities. We also have the budget **ACCESSIT** range.

ACCESSORIES

As well as supplying standard plugs, tapes etc., We have developed an exclusive range of 'hard to find' studio accessories.



Take for example our 'Great British Spring' - a high quality stereo reverb developed for the budget concious studio.



We also have . . . mike boxes . . . track sheets . . . preamplifiers . . . direct boxes . . . rolling consoles . . . and much more. Full details in our 'TURNKEY by mail' catalogue.

MIXERS

Our exclusive 1478 is a freebie with all four track recorders. Treble, bass, pan and level on four channels.



The **RSD, 16 by 4**, offers great value for money in budget multitrack mixers. Packed with features and our own mods for 8 track.


SOUNDCRAFT is well known for its' state of the art performance. We have extensive experience of the Series Two, 16 by 8.



SYNCON by **A&H** is a major breakthrough in the design of big consoles for 16 and 24 track. We offer fast delivery and installation.

TAPE RECORDERS

REVOX lead in the field of 2 track mastering. The new **B77** includes all the features that were hot-rodged to the **A77**.



TEAC's new **3440** is the updated version of the **3440S**. Now with varispeed, logic switching, monitoring and motion sensing.

The **TASCAM 80-8** is the most reliable half inch, 8 track recorder available. We also supply **dBx** and a studio console optionally.



The 8 track, one inch from **SOUNDCRAFT MAGNETICS** is a sophisticated workhorse with unique remote control facilities.



Write or call for a free copy of the 'Turnkey Book', the 'Turnkey by mail' catalogue and **TEAC's** 'Are you ready for Multitrack' book.

You are welcome to come and visit our extensive demonstration showroom at any time during normal office hours.

**8 East Barnet Road,
 New Barnet,
 Herts EN4 8RW**
**Supply & Installation
 of Recording Equipment**
Telephone 01-440 9221
Telex: 25769

turnkey

SURVEY: TEST EQUIPMENT

Comprises frequency selective measuring amp and BFO, tunable from 1902 for harmonic, difference frequency and intermodulation distortion analysis. Three ranges for 2Hz to 200kHz, A, B, C and D-weighting, bandwidth and time of rectifier variable. Price: £5,973.

2020

Type: heterodyne slave filter.
Highly selective constant bandwidth filter tuned automatically by generators 1023/1027 and analyser 2010. Extremely useful for suppressing background noise. Price: £3,127.

2120

Type: frequency analyser.
Frequency selective, high gain measuring amp tunable 2Hz to 20kHz, switchable bandwidths and weighting networks. Price: £4,014.

1902/1901

Type: distortion measurement control unit and tracking frequency multiplier.
Operates with the 2010, 2020, 2031 for measurement of non-linear distortion and periodic signal tracking. Prices: 1902 £2,387, 1901 £1,988.

2031

Type: narrow band spectrum analyser using 11in display screen.
Digital instrument which generates and displays 400 channels (bands), with different frequency ranges, dynamic range greater than 70dB with 9dB crest factor, various display modes. Price: £7,050.

2131

Type: digital frequency analyser using 11in display screen. Uses digital filtering, detection and averaging, displays 42 $\frac{1}{2}$ -bands from 1.6Hz to 20kHz or 14 octave bands from 2Hz to 16kHz. Price: £11,996.


2306

Type: level recorder using paper roll.
Portable, battery powered chart recorder using either fibre pen or stylus on wax coated paper, log recording in range 1.6Hz to 20kHz, linear and log recording of dc signals, rms detector. Eight paper speeds, and four writing speeds, chart width 2in. Price: £1,485.

2307

Type: level recorder using paper roll.
Versatile chart recorder for range 2Hz to 200kHz, recording as a function of time or frequency in conjunction with generators and analysers, recording using ink or stylus, chart widths 2in or 4in, 15 writing speeds, 12 chart speeds, polar plotter, two shafts for mechanical connections. Price: £3,104.

B & K narrow band spectrum analyser



2308

Type: X-Y chart recorder.
Plots chart for fast linear dc signals, fast slewing speed of 1,000mm/s⁻¹ and max acceleration of 100mm/s⁻². Takes A4 sized paper, uses fibre tipped pens, built-in sweep generator, remote control. Price: £2,360.

2309

Type: 2-channel level recorder using paper roll.
Portable, battery powered chart recorder similar to 2306, but two separate writing systems, pen lift. Price: £2,945.

3922

Type: motorised turntable designed to rotate test objects for polar diagram responses in synchronism with 2307 level recorder, max test load 100kg, speed 0.7rpm. Price: £1,222.

4416

Type: response test unit.
Designed for measurements of tape recorders, cartridges and turntables, contains necessary amplifiers, filters, de-emphasis (RIAA) chopper for balance measurements, A and B rumble filters and synchrostarter which operates with 1kHz bands recorded on B&K test discs, and provided by 1023/27 generators for test tapes. Price: £821.

4712

Type: audio frequency response tracer using 14in display. Provides frequency response curves on long persistence CRT when used with sweep generator. Price: £3,116.

CONSILIUM (Sweden)

Consilium Industril AB, Birger Jarlsgatan 15, S-11145 Stockholm, Sweden.
Phone: 08 22.23.40/32.21.33. Telex: 11083.

RTA11

Type: realtime $\frac{1}{2}$ -octave analyser using external scope for display.
Includes 31 $\frac{1}{2}$ -octave filters from 20Hz to 20kHz, each band being displayed on a separate scope (not supplied) which is triggered from the analyser, three integrating time constants. Price: on application.

RTA12P

Similar to RTA11 but with 32nd wide band for sound pressure reading, and three selectable memories. Price: on application.

RTA12PD

Similar to RTA12P but with LED matrix display with 16 levels, and 1, 2 or 3dB/octave selection. Price: on application.

PNG11

Type: pseudo noise generator.
Uses 39-bit long shift register to generate noise, pink or white being selectable, gate output. Price: on application.

CROWN/AMCRON (USA)

Crown International, 1718 W Mishawaka Road, Elkhart, Indiana 46514, USA.
Phone: (219) 294-5571. Telex: 810-294 2160.
UK: HHB PA Hire Ltd, Unit F, New Crescent Works, Nicoll Road, London NW10.
Phone: 01-961 3295.

RTA-2

Type: realtime 32-band $\frac{1}{2}$ -octave analyser using 5in CRT display.
Includes 32 $\frac{1}{2}$ -octave bands from 16Hz to 20kHz, switchable to full octaves, 60dB dynamic range with 5 or 10dB/division, rack mountable. Price: £1,795.

DANELCO (Denmark)

Export: Hammer Trading Co ApS, Dalen 8, DK-3060 Espergaerde, Denmark.
UK: Telonic Berkeley UK, 2 Castle Hill Terrace, Maidenhead, Berks SL6 4JR.
Phone: 0628 28057. Telex: 849131.

SAW3150

Type: wow and flutter meter.
Uses 3,150Hz oscillator, and measuring section with 30mV input, four ranges for flutter from 0.1 to 3%, four ranges for drift from ± 0.1 to 3%. Measures to DIN and CCIR, optional JIS/NAB. Price: £355.

SPM100

Type: 2-channel lf wattmeter.
Provides separate indication for two channels, 10 ranges from 10 μ W to 100W, true rms, A weighting, response 20Hz to 20kHz, load resistance 4, 8 or 16 Ω . Price: £295.

EMT (West Germany)

EMT-Franz GmbH, Postfach 1520, D-7630, Lahr, West Germany.
Phone: 07825 512. Telex: 754319.
UK: FWO Bauch Ltd, 49 Theobald Street, Boreham Wood, Herts WD6 4RZ.
Phone: 01-953 0091. Telex: 27502.
USA: Gotham Audio Corp, 741 Washington Street, New York, NY 10014.
Phone: (212) 741-7411. Telex: 129269.

EMT424/425

Type: wow and flutter analyser.
Equipped with manual or automatic tunable band-pass filter with special circuitry to provide stable readings, and also displays drift and run-up time to provide stability. Also allows frequency intermodulation factor to be determined. EMT425 is similar, but rather than using standard 3,150Hz tone, uses switchable 25.2kHz, 50.4kHz and 100.8kHz for high speed duplicator measurement. Price: EMT424 £2,252.

EMT-HE16

Type: Helicriptor chart recorder for 424/425
Uses thermosensitive paper to provide chart records of wow and flutter, six recording speeds. Price: £1,438.

EMT422

Type: wow and flutter meter.
Allows two presettable threshold limits, various weighting functions, and shows flutter and drift on separate meter, built-in 3,150Hz generator. Price: £596.

EMT160/161

Type: acoustic polarity tester.
A single pulse of defined length and phase is fed to the unit under test, or radiated from a built-in speaker, the output from the unit or from a special polarity microphone then indicates whether polarity is correct using red and green lights. Price: £460, 161 microphone pre-amp £141.32.

EVENTIDE (USA)

Eventide Clockworks Inc, 265 West 54th Street, New York 10019, USA.
Phone: (212) 581-9290.
UK: Feldon Audio Ltd, 126 Great Portland Street, London WIN 5PH.
Phone: 01-580 4313. Telex: 28668.

Realtime Spectrum Analyser

Type: realtime 31-band $\frac{1}{2}$ -octave analysers available as accessory or add-on boards for PET, Apple and TRS80 home computers.
The analysers comprise a board of electronics with filters, detectors, ADC and program ROM, which fits internally to the PET (versions for all three models), and externally to the Apple and TRS80, all


Our back room boys are out in front.

Our R & D Division have been leading from behind, so to speak, for the last 50 years or so, but since we created our Professional Products Division a few months back it's really gone to their heads.

Now they have come up with a range of three new monitors. The Buckingham is a three way system, using a 10" Dual Concentric unit and two 12" L.F. drivers, with 94dB sensitivity and 150 watts continuous power handling. Two 15" Dual Concentric monitors, the Super Red and Classic, complete the range.

For an encore they have introduced an electronic Frequency Dividing Network with L.F. parametric equaliser and time delay facility that is as elegant a piece of electronic engineering as you'll ever see.

If you would like further technical information regarding these and other Tannoy products contact: David Bissett-Powell, Professional Products Division, Tannoy Products Ltd., St. John's Road, Tylers Green, High Wycombe, Bucks. HP10 8HR.
Tele: Penn (049 481) 5221. Telex: 837116.



Buckingham Monitor internal volume 230 litres (8.1 cu. ft.) 1030 mm width x 722 mm height x 430 mm deep
X05000 Electronic Frequency Dividing Network for standard rack mounting 465 mm wide.



TANNOY
PROFESSIONAL PRODUCTS DIVISION

SURVEY: TEST EQUIPMENT

control being through the computers keyboards, and display on the computer CRT display. 31 $\frac{1}{2}$ -octave filters from 20Hz to 20kHz on ISO centres (but not to ISO standards), with extra wide band level channel.

Prices: all £340, computers extra.

FARNELL (UK)

Farnell Instruments Ltd, Sandbeck Way, Wetherby, West Yorks LS22 4DH.
Phone: 0937 63541. Telex: 557294.

LFM3

Type: sine/square oscillator.

Covers 10Hz to 10MHz in six ranges for sinewaves, and to 1MHz for square, distortion 100Hz to 20kHz 0.1%, to 100Hz 0.5%. Output 20V p-p.

Price: £285.

PR1A and PR2A

Type: chart recorder with one or two pens.

Various input modules, 10in wide paper, 21 chart speeds, pen response 800mm/s, expendable fibre tipped pens or capillary, chart take-up and cutter.

Price: PR1A £499, PR2A £810.

X-Y recorders

Type: X-Y chart recorders with single pen.

Available in A3 or A4 paper sizes, A3 size having optional timebase module, electrostatic paper hold, fibre or ink pens, pen lift.

Prices: A3 £1,047, A3T £1,132, A4 £852.

FEEDBACK (UK)

Feedback Instruments Ltd, Park Road, Crowborough, Sussex TN6 2QR.

Phone: 08926 3322. Telex: 95255.

USA: Feedback Inc, 438 Springfield Avenue, Berkeley Heights, New Jersey 07922.
Phone: (201) 464-5181.

FG600/601

Type: function generators.

Generate sine, square and triangle waveforms, FG600 0.01Hz to 100kHz in seven ranges, FG601 0.001Hz to 1MHz in nine ranges.

Prices: FG600 £148, FG601 £262.

VPO602

Type: variable phase oscillator.

Covers range 10Hz to 100kHz with phase adjustable over full 360°.

Price: £285.

SSO603

Type: sine/square oscillator.

Generates sine and squarewaves over the range 10Hz to 1MHz in five ranges.

Price: £122.


EW604

Type: electronic wattmeter.


Covers power range 250mW to 10kW, voltage 5V to 1,000V, current 50mA to 10A, frequency range dc to 20kHz.

Price: £166.

Feedback's SSO603



Ferrograph RTS2 tape recorder test set and ATU 1 auxiliary test unit



FERROGRAPH (UK)

North East Audio Ltd, Simonside Works, South Shields, Tyne & Wear NE34 9NX.

Phone: 0632 566321. Telex: 537227.

USA: Neal-Ferrograph (USA) Inc, 652 Glenbrook Road, Stamford, Conn. 06906.

Phone: (203) 348-1045.

RTS2

Type: tape recorder test set.

Includes 4-range oscillator covering 15Hz to 15kHz with variable output, millivoltmeter covering -60dBm to +40dBm fsd, lf cut filter, distortion meter reading down to 0.1% fsd with manual tuning, wow and flutter measurement down to 0.1%, and drift.

Price: £541.18.

ATU1

Accessory for use with RTS2 which provides balanced inputs and outputs, monitor loudspeaker, meter loading, weighting network, oscillator amplifier and attenuator.

Price: £270.59.

FIDELIPAC (USA)

Fidelipac Inc, 109 Gaither Drive, Mount Laurel, New Jersey 08057, USA.

Phone: (609) 235-3511.

65-390

Type: wow and flutter meter.

Portable wow and flutter meter, edge movement meter, internal ref 3,150Hz oscillator, range 0.1% and 0.5% fsd, drift $\pm 5\%$.

Price: on application.

FORMULA SOUND (UK)

Formula Sound Ltd, 3 Waterloo Road, Stockport SK1 3BD.

Phone: 061-480 3781.

SG19GA

Type: 2-channel graphic equaliser and analyser using 2 LEDs per band.

Provides two channels of 20 bands of $\frac{1}{2}$ -octave graphic equalisation from 31Hz to 16kHz with ± 12 dB range, and a similar analyser set each with two LEDs to indicate level switchable ± 1 to 4dB, and switchable to read off graphic, output or analyse mic input, measurements being taken by using graphic controls to create 'null'. May be internally calibrated to specific curves.

Price: £795.

GENRAD (USA)

GenRad Inc, 300 Baker Avenue, Concord, Mass 01742, USA.

Phone: (617) 369-8770. Telex: 923354.

UK: GenRad Ltd, Norreys Drive, Maidenhead, Berks SL6 4BP.

Phone: 0628 39181. Telex: 848321.

Measuring microphones

Range of microphones, preamplifiers and accessories. 1961 and 1962 are electret types of 1in and $\frac{1}{2}$ in diameters respectively covering 20Hz to 10kHz and 20Hz to 20kHz, while the 1971 is a 1in ceramic mic covering 20Hz to 12.5kHz.

Prices: 1961/2 £225, 1971 £147.

1987

Type: minimal sound level calibrator.

Produces 1kHz at levels of 94 or 114dB, adaptors for $\frac{1}{2}$, 1, $\frac{1}{4}$, and $\frac{1}{8}$ in mics.

Price: £157.

1562-A

Type: sound level calibrator.

Produces five frequencies between 125Hz and 2kHz with ± 0.3 dB accuracy at 500Hz, at 114dB, fits $\frac{1}{2}$, 1 and $\frac{1}{4}$ in mics.

Price: £803.

1995

Type: Integrating real time $\frac{1}{2}$ -octave analyser using 5in display screen.

Provides full and $\frac{1}{2}$ -octave real time analysis between 25Hz (or 2.5Hz) and 20kHz with 50dB display range on a CRT which normally shows bar graph display, but may be switched to numerical values. A weighting or flat, sound exposure level, integration times.

Price: £7,251.

1985

Type: dc chart recorder using paper roll.

Chart recorder accepting dc inputs and designed for use with GenRad precision sound level meters or community noise analysers, but may also be used with many other devices. Provides 50dB dynamic range, chart speeds from 2cm/hr to 60cm/min, battery operated for eight hours on one charge, disposable pens.

Price: £939.

2512

Type: narrow band spectrum analyser using 5in display.

Covers the range dc to 100kHz with 400 lines of frequency resolution, but real time analysis only up to 20kHz, alphanumeric display of operating functions and calibration data on screen, optional full and $\frac{1}{2}$ -octave filters.

Price: £8,330.

1840-A

Type: output power meter.

Measures from 0.1mW to 20W over range 20Hz to 20kHz with input impedance selectable from 0.6 Ω to 32k Ω .

Price: £952.

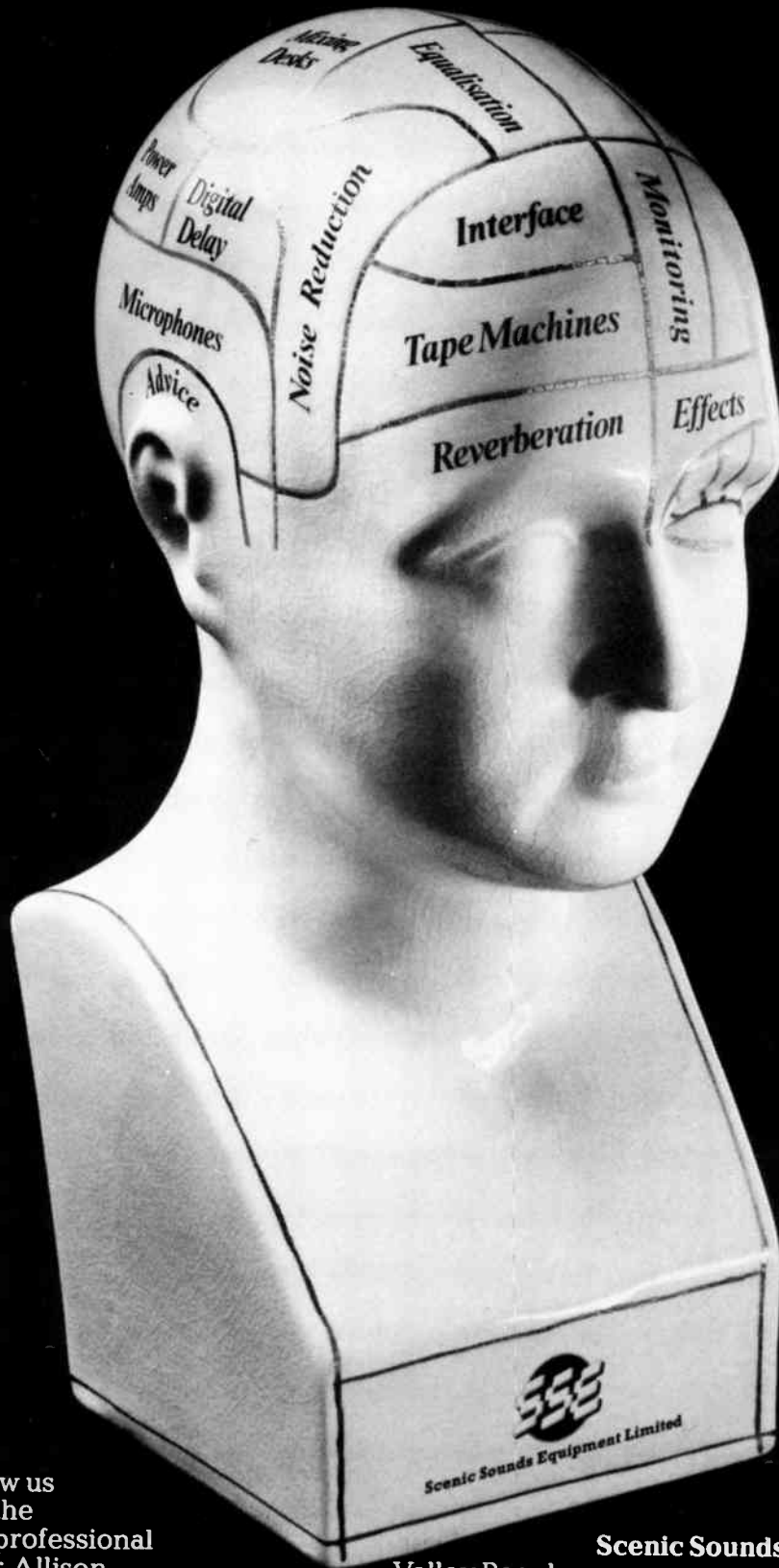
1381/1382

Type: random noise generators.

The 1381 generates noise flat from 2Hz to 2, 5 or 50kHz with adjustable clipping, while the 1382 provides white, pink or ANSI spectras.

Prices: 1381 £684, 1382 £701.

head and shoulders above the rest for expertise in studio equipment



You probably know us as distributors of the following quality professional products:- Amber, Allison, dbx, Deltalab, Editall, Jensen, Marshall Electronic, Roger Mayer, MicMix Audio, Orban Associates, Rebis, Schoeps, 360 Systems,

Valley People, White Instruments, - but what you may not know is that we are able to supply complete studio packages employing the equipment of your choice.

Scenic Sounds Equipment Limited

97-99 Dean Street,
London W1V 5RA
Telephone:
01-734 2812/3/4/5
Telex:
27 939 SCENIC G



SURVEY: TEST EQUIPMENT

GOULD ADVANCE (UK)

Gould Advance Ltd, Roebuck Road, Hainault, Essex IG6 3UE.
Phone: 01-500 1000. Telex: 263785.

J3B

Type: test oscillator.
Covers 10Hz to 100kHz in four ranges, various outputs including unattenuated low distortion output with 0.2% distortion above 200Hz, other outputs 0.1%, 30V rms output.
Price: £355.

HEATH (USA)

Heath Co, Hilltop Road, Benton Harbour, Michigan 49022, USA.

Phone: (616) 982-3411.

UK: Heath Electronics UK, Bristol Road, Gloucester GL2 6EE.
Phone: 0452 29451. Telex: 42179.

SG-5218

Type: sine/square wave audio generator.
Generates sine and square waves from 1Hz to 100kHz (square only down to 5Hz) in four ranges with linear frequency selection. Sine distortion 0.1% from 10Hz to 20kHz, 10V p-p output, switched attenuator, -62dB to +22dB.
Price: £164.34, IG5218 kit £91.30.

SG-1272

Type: low distortion audio frequency oscillator.
Generates sine waves from 5Hz to 100kHz with push button frequency selection, distortion 0.04% over range 40Hz to 20kHz, 10V output, 10-70dB attenuator.
Price: £167.64, IG-1272 kit £122.95.

SM-5258

Type: harmonic distortion analyser.
Measures total harmonic distortion with auto nulling, covers range 5Hz to 100kHz, ranges from 0.3% to 100%, min reading 0.03%, 3.6mV input for distortion, also acts as AC millivoltmeter with sensitivity 1mV to 300V in 12 ranges.
Price: £312.87, IM-5258 kit £184.05.

SM-5248

Type: intermodulation distortion analyser.
Measures intermodulation distortion using 60Hz and 7kHz frequencies, external oscillator input for different frequencies, distortion ranges from 0.1 to 100%, ac millivoltmeter can be used separately with 12 ranges from 10mV to 300V.
Price: £258.28, IM-5248 kit £127.52.

ID-5252

Type: audio load.
Provides loads of 2Ω, 4Ω, 8Ω, 16Ω and 32Ω depending upon how load resistors are connected across binding posts, includes test leads etc. Available loads are four 8Ω 60W, two 16Ω 120W, one 32Ω 240W, one 2Ω 240W, one 8Ω 240W.
Price: kit only £53.31.

Heath SG/IG-1272



IR-18M

Type: strip chart recorder using wide paper roll.
Allows plotting on 10in wide paper linearly scaled, 1mV or 10mV sensitivity, 12 chart speeds from 5s/in to 200min/in, pen holder accepts standard pens.
Price: kit only £198.50.

SR-207

Type: XY chart plotter.
Uses standard 8½ x 11in graph paper, calibrated ranges of 1mV to 1V per inch, or to 10V in variable mode, electric pen lift, balancing time less than 1s for any position, TTL remote control, uses red or blue pens.
Price: £569.85, IR-5207 kit £463.39.

HEWLETT-PACKARD (USA)

Hewlett-Packard Corp, 1501 Page Mill Road, Palo Alto, Cal 94304, USA.

Phone: (415) 493-1501. Telex: 348461.

UK: Hewlett-Packard Ltd, King Street Lane, Winkersley, Wokingham, Berks RG11 5AR.
Phone: 0734 784774. Telex: 847178.

3311A

Type: function generator.
Provides sine, square, triangle and pulse functions from 0.1Hz to 1MHz in 10 ranges, 3% distortion, dc offset, pulse output, 600Ω output max 10V p-p.
Price: £169.

3312A

Type: function generator.
Provides sine, square and triangle waveforms from the main generator from 0.1Hz to 13MHz in eight ranges, the output of which may be modulated by a second function generator covering 0.01Hz to 10kHz, the modulation being AM, FM, swept, triggered or gated. Internal sweep for main generator over two decades, dc offset, external frequency control, 10V p-p output.
Price: £558.

239A

Type: low distortion oscillator.
Generates 10Hz to 110kHz in four ranges with less than -95dB total harmonic distortion (0.0018%) at 20kHz, 600Ω output, 30V p-p.
Price: £358.

339A

Type: distortion measurement set.
Combines true rms distortion analyser, ultra low distortion oscillator and AC millivoltmeter in one package allowing distortion measurement down to 0.0018% with inputs down to 30mV over the range 10Hz to 110kHz. It features auto frequency tuning and set level, tracking oscillator, directional range and frequency indicators, hi pass and two lo pass filters, normal or VU meter characteristic.
Price: £1,260.

7563A/7562A

Type: log voltmeter/amplifier and voltmeter/converter.
The 7563A provides 110dB dynamic range, positive or negative dc inputs, output scaling. Allows inputs from 0.3mV to 100V (-110 to 0dB) to be displayed logarithmically on a single range meter, or fed to a chart recorder. The 7562A only has 80dB dynamic range (1mV to 10V) but also accepts ac signals over the range 0.5Hz to 100kHz, provides 0.25dB accuracy, switchable to cover 10mV to 100V, switchable lower frequency limit.
Prices: 7563A £890, 7562A £1,142.

3581A

Type: wave analyser.
Separates and measures the amplitude and frequency of spectral components over range 15Hz to 50kHz with 1Hz digital readout resolution, dB, dBm or volts, bandwidths down to 3Hz, 30nV sensitivity, log -150dBm or dBV to +30dBm, manual or swept frequency tuning, stimulus response testing, op-

tional internal batteries, AFC, ext oscillator input.
Price: £2,283.

3585A

Type: spectrum analyser using CRT display.
Covers 20Hz to 40MHz with 3Hz minimum resolution bandwidth, synthesised tuning, up to 0.4dB accuracy, -137 to +30dBm dynamic range, 80dB spurious free dynamic range, digitally stored and refreshed trace, alphanumeric display of display parameters with tunable marker with frequency and amplitude readout.
Price: £11,564.

Strip chart recorders

Type: four strip chart recorders using paper roll.
680 is compact and versatile with 5in wide charts, 10 ranges from 6mV to 120V and 8 speeds from 20cm/min to 2.5cm/hr, stainless steel or disposable pens, 7155B is similar but portable and rugged with nine hours operation on one charge, 16 ranges from 0.1mV to 10V/cm, 7 speeds, disposable pens on coated paper. 7132A has two pens (option one) writing on 10in wide paper, 8 chart speeds, thermal or ink pens, various inputs. 7100B series is plug-in adaptable, 10in wide paper and many options.
Price: 680 £1,008, 7155B £1,497, 7132A £1,571, 7100B £1,483.

7101B

Type: X-Y recorder plotter.
Designed primarily for OEM with A4 or 8½ x 11in charts, autogrip feature, single input range 0.1V/in, fibre pens, manual pen lift, slewing speed 50cm/s.
Price: £756.

INOVONICS (USA)

Inovonics Inc, 503-B Vandell Way, Campbell, Cal 95008, USA.

Phone: (408) 374-8300.

UK: Feldon Audio Ltd, 126 Great Portland Street, London W1N 5PH.
Phone: 01-580 4313. Telex: 28668.

Model 500

Type: real time ½-octave analyser and reverb analysis using LED matrix display.
Uses 30 ½-octave filters from 25Hz to 20kHz, and one wideband channel, 13-step LED matrix switchable for 0.5, 1, 2 or 3dB per step, various decays, dB-spl, dBA-spl, dBm and RT₆₀ measurement using 15 or 30dB decay, two separate memories, auto level function, internal pink noise generator, digital readout of reference level. Also provides decay plot for reverb.
Price: £1,630.

IVIE (USA)

Ivie Electronics Inc, 500 West 1200 South, Orem, Utah 84057, USA.

Phone: (801) 224-1800. Telex: 910-971 5884.

UK: FWO Bauch Ltd, 49 Theobald Street, Boreham Wood, Herts WD6 4RZ.
Phone: 01-953 0091. Telex: 27502.

IE-10A

Type: handheld full octave real time analyser using LED matrix display.
Battery powered, handheld 10 band full octave from 32Hz to 16kHz real time analyser with 16 step display, switchable 45, 30 or 15dB dynamic range, built-in capacitor measurement mic, display dims and graticule lights up in dim conditions, 2 hour operating time on one charge, external charger supplied, 80dB preamp, switchable to operate as sound level meter with A or C weighting, Phono connectors, optional adaptor leads. Weight 430g.
Price: £356.

IE-20B

Type: handheld pink and white noise generator.
Battery powered, handheld pink and white noise generator, covers 20Hz to 20kHz ±0.5dB, digitally generated with word length greater than 2bn bits, x 12 hour operating on one charge, external charger



Substantially more than just a recording console, the Solid State Logic Master Studio System is the world's only thoroughly integrated control room command center. The scope of the system's features affords a degree of creative precision that is without rival; yet the "total controller" approach actually simplifies studio operations. Producers have commented that the SSL brings previously impossible accomplishments within reach, while handling procedures which were once both tedious and difficult almost effortlessly.

A unique tandem-function logic network provides simultaneous command and status indication of both console and multi-track electronics. The most sophisticated studio software yet developed brings valuable computer assistance to recording and overdubbing as well as mixing. Comprehensive in-line signal processors, coupled with innovative signal routing, provide virtually un-

limited control of your audio without patching!

Control panel layouts are both logical and legible, allowing the most complex session requirements to be handled with nearly instinctive ease. Readily accessible modular electronics simplify maintenance, as does the extensive "Tests" program of the SSL Studio Computer. To ensure impeccable performance and reliability, production-line construction standards have been raised to the level of meticulous craftsmanship.

We were not satisfied to build just another recording console. Our challenge was to create, for the true artists in our industry, a powerful, elegant instrument which would not limit their creative expression in any way. The strength of this commitment has shaped one of the most exceptional products of recording technology ever offered: The Solid State Logic E Series Master Studio System.

Solid State Logic

Master Studio Systems

UK and EUROPE
Solid State Logic
Stonesfield
Oxford, England
Colin Sanders
099 389 324
TLX 837400

THE AMERICAS
Washington Musicworks Inc.
3421 M Street N.W.
Washington, DC 20007
Doug Dickey
East Coast (202) 333-1500
West Coast (213) 464-8034
TLX 440519

SURVEY: TEST EQUIPMENT

supplied, weight 200g. Attenuation to -58dBm.
Price: £144.

IE-15A

Type: handheld distortion analyser and oscillator for use with external meter.

Battery powered, handheld, contains a switchable 1 or 4kHz oscillator with output 1mV to 1V, and analyser with 90dB rejection at 1kHz, and measuring distortion from 0.01 to 100% with 80dB dynamic range for inputs from 160mV to 100V (for amplifiers). IE-10A may be used to display distortion value with special scale, or a separate meter used. 12 hours operating on one charge, external charger.
Price: £197.

IE-30A

Type: handheld 1/2-octave real time spectrum analyser using LED matrix display, and precision sound level meter.

Battery powered, handheld 30-band 1/2-octave from 25Hz to 20kHz analyser using LED matrix with 16 steps, and switchable 15, 30 or 45dB dynamic range, also displays octaves, or weighted 1/2-octaves. Reference level selectable and displayed on LEDs, switchable decay including peak holding, two memories (non-volatile for storage), precision sound level meter operates simultaneously with direct LED readout in 0.1dB resolution of dB SPL and dBuV, digital hold, fast, slow, impulse and peak readings, A, C or flat weightings. Supplied with electret measuring microphone, 3 hours operation from one charge, external charger, automatic display intensity with control panel illumination in dim conditions. Output connector for scope, voice prints or chart recorder. Optional interface leads and probes.
Price: £2,263.

IE-17A

Type: handheld microprocessor audio analyser, accessory for IE-30A.

Accessory which clips onto IE-30A, and which allows reverberation time to be measured for full and 1/2-octaves, also displays reverb plots (on the IE-30A), and provides tracking filters. Measures room relays, frequency marker to provide 0.1dB measurements from any band on the IE-30A, tone burst and auto gating, automatic plotting on chart or X-Y recorders. Takes power from IE-30A.
Price: £997.

KENWOOD (Japan)


US: Kenwood Electronics Inc, 75 Seaview Drive, Secaucus, New Jersey 07094.
Phone (201) 883-5600.

UK: BH Morris & Co (Radio) Ltd, Precision Centre, Heatherpark Drive, Wembley, Middx HA0 1SU.
Phone: 01-902 9422. Telex: 922131.

SE-9000

Type: suitcase mounted acoustic measuring system with chart recorder.
Contains four basic sections, chart recorder, level

Kikusui 630



meter, signal generator and reverberation meter. Signal generator provides man or sweep 20Hz to 20kHz, or spot frequencies with less than 2% distortion, 3V output. Level meter has line input for -60dB to +20dB, and mic input, A weighted 60dB to 120dB SPL, built-in eq for B&K test records, Reverb meter allows measurements at different frequencies, auto average value after five tests, ranges to 1 or 2s. Chart recorder uses thermal paper 80mm wide, switchable ranges and speeds. Includes electret mic. Mains powered.
Price: on application.

KIKUSUI (Japan)

Kikusui Electronics Corp, 3-1175 Shinmaruko Higashi, Nakahara-Ku, Kawasaki City, Japan.
Phone: 044 411-0111. Telex: 3842678.
UK: Telonic Berkeley UK, 2 Castle Hill Terrace, Maidenhead, Berks SL6 4JR.
Phone: 0628 28057. Telex: 849131.

4045

Type: low distortion oscillator.
Covers 5Hz to 500kHz in five ranges, with sine or square wave outputs, 0.01% distortion from 150Hz to 15kHz, 5V rms output.
Price: £303.

458A

Type: function generator.
Generates sine, square and triangle waveforms, covering 0.01Hz to 100kHz in seven ranges, output 30V p-p, 0.6% distortion 20Hz to 30kHz.
Price: £385.

462

Type: sweep generator.
Covers 2Hz to 200kHz in a single sweepable range, sine wave output, 0.6% distortion.
Price: £730.

1631A

Type: ac millivoltmeter.
Cover 0.1mV to 300V in 14 ranges, -80dB to +50dB with a response from 20Hz to 200kHz.
Price: £156.

6702

Type: wow and flutter meter.
Measures with either 3,000 or 3,150Hz, input level 0.1mV to 10V, digital indication of wow and flutter, tape speed, frequency counter and frequency ratio, memory function built-in, selection of integration time. Measuring range 0.002% to 3% in six ranges.
Price: £590.

677C

Type: wow and flutter meter.
Measures with either 3,000 or 3,150Hz, input level 5mV to 10V, digital tape speed indication, measures 0.005% to 3% in four ranges.
Price: £535.

630

Type: automatic distortion meter.
Measures distortion at 400Hz and 1kHz (or with external filter), measures 0.1% to 30% in six ranges, auto level setting, level meter 10mV to 100V with response from 20Hz to 100kHz, separate meters for level and distortion.
Price: £372.

860

Type: withstanding voltage and insulation resistance tester.
Applies test voltage of 0 to 2.5kV or 5kV at max of 100mA, leak current detection, manual/timer test from 0.5s to 10s. Resistance ranges 200kΩ to 250MΩ at 500V dc, or 500kΩ to 500MΩ at 1,000V dc.
Price: £888.

KLARK-TEKNIK (UK)

Klark-Teknik Research Ltd, Walter Nash Road West, Coppice Trading Estate, Kidderminster, Worcs DY11 7HS.
Phone: 0562 741515. Telex: 339821.
USA: Hammond Inc, 155 Michael Drive, Syosset, NY 00791.
Phone: (516) 346-1900. Telex: 961396.

DN60

Type: realtime 1/2-octave spectrum analyser LED matrix display.
Uses 30 bands from 25Hz to 20kHz on 1/2-octave intervals, 16-steps providing 15dB or 31dB steps, internal pink noise generator, three memories, microprocessor controlled, peak and average reading, three time constants, sound pressure level readout on 31st band, peak hold facility, mic or line inputs with phantom powering, variable intensity display, optional RT₀₀ facility, optional outputs for plotter and scope.
Price: £895, RT₀₀ option about £150.

LEADER (Japan)

Leader Electronics Corp, 2-6-33 Tsunashima Higashi, Kohoku-Ku, Yokohama 223, Japan.
Telex: 47780.
UK: Cybervox Ltd, 105/109 Oyster Lane, Byfleet, Surrey KT14 7JH.
Phone: 09323 51051. Telex: 262525.
UK: Martron Ltd, 20 Park Street, Princes Risborough, Bucks.
Phone: 08444 4414. Telex: 837979.

LAS-5500

Type: audio system analyser containing signal generator, attenuator, ac millivoltmeter, dummy load, wow and flutter meter and oscilloscope.
The oscillator covers 10Hz to 1MHz in five ranges with 0.05% distortion from 500Hz to 20kHz, the attenuator covers 0 to 101dB in 0.1dB steps, the ac meter 30μV to 100V in 12 ranges, the dummy load is 8Ω at 50W, the wow and flutter and drift meter operates at 3,000Hz and 3,150Hz with down to 15mV level and measurements down to 0.03% with five ranges. The scope has a 5MHz bandwidth, with a sweep frequency from 10Hz to 100kHz.
Price: £930.

LAV-191

Type: audio tester with signal generator and ac millivoltmeter.
The sine and square wave generator covers 10Hz to 1MHz in five ranges, with 0.05% distortion from 500Hz to 20kHz, while the ac meter covers -80 to +56dB with 10Hz to 1MHz bandwidth.
Price: £287.

LFR-5600

Type: frequency response chart recorder with sweep oscillator.
Chart recorder has bandwidth of 20Hz to 30kHz with four response speeds, three chart speeds, writing pen on 73mm wide paper, sweep oscillator 20Hz to 30kHz.
Price: £1,380.

LEA-5610

Type: equalising amplifier for LFR-5600.
Provides 40dB amp, and either linear or B&K eq for cartridges.
Price: £271.

Leader LFM-39



Now, for the first time, you can play any cards.



And win.


Introducing the TTM 24-track Frame.

The world's only multi-track frame that can accept all the noise reduction cards on the market today.

And using only 12¼ inches (310 mm) of rack space—including the silent-fan equipped power supply.

- Transformer-less balanced input/output electronics.
- Simple to install and interface.
- Gold contact fail-safe relay switching.
- By-pass mode eliminates all electronics.
- LED alignment replaces meters.
- Delivery from stock in Europe and the U.S.

The TTM 24-track Frame. It doesn't just help you to reduce noise. It reduces your problems.



Distributed world-wide by

The Gotham Organization

741 Washington Street, New York, NY 10014 • (212) 741-7411
International: +1 212 741 7411 • Telex: 23-6779 GOTHM UR



SURVEY: TEST EQUIPMENT

LDM-170

Type: distortion meter.

Includes signal generator covering 20Hz to 20kHz in three ranges with 0.03% distortion, provides measurement of distortion from 0.3% to 100%, and measures noise to 70dB below reference level, hi pass filter.

Price: £232.

LFM-39A

Type: wow and flutter meter.

Two versions for either 3,000Hz (JIS, CCIR) or 3,150Hz (DIN) to measure wow and flutter down to 0.03% with input voltage down to 15mV.

Price: CCIR £325, DIN £340.

LFM-30

Type: tape speed checker.

Uses operating frequencies from 1 to 9kHz to measure speed or drift with $\pm 3\%$ indication.

Price: £87.

LAG-26

Type: audio generator.

Signal generator covering 20Hz to 200kHz in four ranges, distortion 0.5% 200Hz to 20kHz, sine and square waves.

Price: £64.

LAG-125

Type: low distortion audio generator.

Signal generator covering 10Hz to 1MHz in five ranges with 0.03% distortion from 500Hz to 20kHz, sine and square wave outputs.

Price: £255.

LMV-182A

Type: ac millivoltmeter.

Covers frequency range 5Hz to 1MHz, measures -90 to $+42$ dB, or 30 μ V to 100V in 12 ranges.

Price: £125.

LEVELL (UK)

Level Electronics Ltd, Moxon Street, Barnet, Herts EN5 5SQ.

Phone: 01-440 8686/449 5028.

TG152

Type: RC oscillator.

Generates sine and square waves from 3Hz to 300kHz in five ranges with 0.2% distortion from 50Hz to 50kHz, 7V p-p output.

Prices: with meter £92, without £74.

TM3A/B

Type: ac microvoltmeters.

Cover bandwidth 1Hz to 3MHz and measure -100 to $+50$ dB or 15 μ V to 100V in 16 ranges.

Price: TM3A 83mm scale £175, TM3B 127mm scale £189.

TM14

Type: insulation tester.

Measures resistances in the range 10k Ω to 10T Ω using test voltages from 1V to 1,000V in 11 ranges, and current from 100pA to 100 μ A. Battery powered.

Price: £155.

LINDSAY (UK)

Lindsay Electronics Ltd, Ifton Hill House, Port-skewett, Newport, Gwent NP6 4TT.

Phone: 0291 420517.

UK: Scenic Sounds Equipment, 97-99 Dean Street, London W1V 5RA.

Phone: 01-734 2812. Telex: 27939.

Model 7834

Type: realtime $\frac{1}{2}$ -octave spectrum analyser using LED matrix display.

Provides 27 $\frac{1}{2}$ -octave bands from 40Hz to 16kHz, with a 10 step LED matrix with 10 or 20dB display ranges,

flat or A weighted, over range indication on each band, fast or slow decay, mic and line inputs, mic input displayed directly in dB spl for level measurement, two memories, internal noise generator, overload indicators.

Price: £1,800.

LYONS (UK)

Lyons Instruments Ltd, Ware Road, Hoddesdon, Herts EN11 9DX.

Phone: 09924 67161. Telex: 22724.

SQ10

Type: sine/square oscillator.

Generates sine and square waveforms from 10Hz to 1MHz in five decade ranges, 10V p-p output, distortion 0.1% 50Hz to 100kHz, typically 0.05%.

Price: £163.

D10

Type: distortion meter.

Covers 0.3% to 10% in four ranges, tunable over band 10Hz to 100kHz in four ranges, manual nulling, input level 200mV to 5V.

Price: £198.

MARCONI (UK)

Marconi Instruments Ltd, Longacres, St Albans AL4 0JN.

Phone: 0727 59292. Telex: 23350.

USA: Marconi Electronics Inc, 100 Stonehurst Court, Northvale, New Jersey 07647.

Phone: (201) 767-7250. Telex: 710-991 9752.

TF2000

Type: af signal source.

Covers 20Hz to 20kHz in six bands with 0.1% distortion (0.05% from 63Hz to 6.3kHz), three decade 11dB in 0.1dB step monitored attenuator, bal or unbal output.

Price: £850.

TF2005R

Type: two tone signal source.

Basically similar to TF2000, but two identical oscillators with a single monitored attenuator. May be used separately or together for intermodulation measurements.

Price: £1,200.

TF2102M

Type: af oscillator.

Basically similar to TF2000, but no stepped attenuator, and range from 3Hz to 30kHz in four bands.

Price: £375.

TF2330A

Type: wave analyser.

Covers range 20Hz to 76kHz, measures amplitude of individual frequency components, suitable for FM stereo encoded signals, and also harmonics, 7Hz

bandwidth for closely spaced components, 15 ranges of sensitivity from 30 μ V to 300V, auto frequency control to lock analyser to selected frequency.

Price: £1,700.

TF2331A

Type: distortion factor meter.

Covers range 20Hz to 20kHz, input frequencies to 100kHz, measures distortion and noise from less than 0.05%, weighting filter, noise measurements to -72 dBm. Manual nulling.

Price: £750.

TF2337A

Type: automatic distortion meter.

Separate meters for level and distortion, fixed fundamental frequencies of 400Hz and 1kHz, distortion measurement from 0.01% to 30% in six ranges, input levels 100mV to 100V.

Price: about £550.

TF893A

Type: af power meter.

Measures 1mW to 10W in five ranges over frequency range 20Hz to 20kHz, impedance 2.5 Ω to 20k Ω in 48 steps, bal or unbal, direct calibration in watts and dBm.

Price: £360.

MJS ELECTRONICS (UK)

MJS Electronics, 27 Walnut Close, Yately, Camberley, Surrey GU17 7DA.

Phone: 0252 871401.

Model 401

Type: noise and level test set.

Measures noise to the IBA 'code of practice' using either standard PPM 1-7 scale, or special dBm and V calibrated scale, measures audio level from -90 to $+30$ dBm, or 30 μ V to 30V, switchable in 10 and 1dB steps, input level accuracy ± 0.05 dB on 10dB steps, and ± 0.02 dB on 1dB steps, equivalent input noise 30kHz bandwidth -115 dB rms, -112 dB peak, input filter, hi and lo pass filters, CCIR filter, external filter sockets, phones output, normal PPM scale (with 4dB between divisions) or expanded scale (with 0.5dB between divisions).

Price: £585.

3M/MINCOM (USA)

3M Mincom Division, 3M Centre, St Paul, Minnesota 55101, USA.

Phone: (612) 733-1110.

UK: 3M UK Ltd, PO Box 1, Bracknell, Berks RG12 1JU.

Phone: 0344 26726. Telex: 849371.

Model 6155A

Type: wow and flutter meter.

64 ►

STEREO DISC AMPLIFIER 3

A reference amplifier for disc monitoring and transfer when replay signals of the highest quality are required.

Based on the Surrey Electronics Disc Amplifier 2 and manufactured under licence, two unbalanced outputs are provided enabling Line and DIN level inputs to be driven simultaneously. To facilitate cartridge matching, a wide range of switchable load capacitance and resistance values are provided, together with left and right 20 turn gain presets.

DYNAMIC INTERMODULATION DISTORTION

It is widely recognised that two pieces of equipment may have the same Total Harmonic and Static Intermodulation distortion performance yet sound quite different. Remaining distortion is attributed to transient distortion effects and these can be quantified with a combined square wave and sine wave test signal. The signal used consists of a 3.18kHz square wave through single pole -3 dB at 100kHz plus 15kHz sine wave, 4:1 amplitude ratio. The signal after pre-emphasis is shown above. Distortion in the equipment under test will produce sum and difference products and the RMS sum of those below 15kHz quoted relative to the amplitude of the 15kHz sine wave is the Dynamic Intermodulation Distortion.

High (Line) output: Loaded with 10k Ω , 1kHz at -44 dBV.7 (5mV) set for 0dBV.7 output.
Pre-emphasised input 500mV pk-pk -70 dB, 0.03% measurement limit.

Reviewed in November issues of Gramophone, Hi-Fi For Pleasure and Popular Hi-Fi.
Please ring or write for six page specification leaflet.

Dominus P.O. BOX 1, CRANLEIGH, SURREY GU6 7JF Tel. 04866 6477



Travel light.



The Nagra E is a professional.
Totally self-contained. Ready to travel
anywhere, anytime.

The 'E' has all the proven
characteristics of Nagra high performance,
quality and accuracy.

Add to these, simplicity of operation,
a useful range of accessories, a smart
leather carrying case (complete with
microphone pocket) and you will see that
your lightweight travelling companion
is no lightweight recorder.

NAGRA KUDELSKI

HAYDEN

Exclusive UK Agent

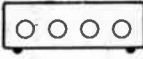
Hayden Laboratories Limited,
Hayden House, Churchfield Road,
Chalfont St Peter, Bucks.
Telephone: Gerrards Cross 88447.
Telex: 849469.

Simply creative

Signal processing is essential to provide the greatest flexibility in any audio system. Accessit is a constantly growing range of studio quality products designed to be both helpful and creative in pro-audio applications.



Compressor £31.97 variable attack and release times give scope for a wide range of effects. Input from 40dBm at 33kohms. Output from 0dBm at 600ohms. Noise less than 60dBm. Attack from 0.5mS to 5mS. Release from 0.1S to 2S. Ratio approx 6:1



Equaliser £31.97 uses the latest parametric design over two bands, enabling the boost and cut circuits to be tuned to any spot frequency. Input 0dBm at 10kohms. Output 0dBm into 600ohms. T.H.D. less than 0.1%. Bass - or -16dBm: at 50/300Hz. Treble + or -16dB at 3/14kHz. Noise less than -80dBm.




Reverberation £33.12 a custom made spring unit and variable tone control circuitry ensure a natural sound. Input from -30dBm at 33kohms. Output from 0dBm into 600ohms. Decay 3.5 seconds. Noise less than -58dBm. Mix Continuously variable. E.Q. Bass/treble balance.



Booster £33.12 unique switching systems give the option of use as four separate line drivers or as a distribution amplifier, with balanced or unbalanced outputs. Input 0dBm or -10dBm switched at 47kohm single, 12kohm mult. Output 0dBm unbalanced, +6dBm balanced to drive down to 600ohms. T.H.D. less than 0.1%. Noise less than -80dBm.



Compander £34.27 up to 30dB of noise reduction for both stereo and multitrack recording is possible - simultaneous operation. Input/Output from -10dBm to +4dBm. Dynamic Range up to 100dB. Ratio 2:1.



Power Supply £28.52 the optional mains supply is housed in a standard ACCESSIT case and has independent outputs for up to four processors. Input 240 Volts 50/60Hz. Output 24V DC 200mA. Ground Negative reference. Ripple less than 200uV. Regulator Power I.C. type. Size 142 x 32 x 43mm.

RacKit £19.55 Three Accessit processors may be mounted to a standard 19" rack to create dedicated units.

All prices shown are inclusive of post, packing and VAT. Order directly using your Visa or Access Card.

Write or call for the Accessit Data folder which includes spec. cards, application notes, review reprints and details of the 21 day trial offer.

Accessit

8 East Barnet Road, New Barnet, Herts.
Tel: 01-440 9221.

SURVEY: TEST EQUIPMENT

Measures with 3,000, 3,150 and 1,000Hz tones, input level 100mV min, six ranges from 0.03% to 10%, rms (NAB) or peak (IEEE/DIN).
Price: £730.

Model 8100A-W

Type: audio wow and flutter meter.
Measures with 3,000Hz tone, input level 5mV min, six ranges from 0.03 to 10% flutter, drift measurement and wave analyser from 0.5 to 600Hz tunable in three decade bands.
Price: £2,535.

Model 610A

Type: wideband sweep generator.
Provides single continuous frequency sweep from 400Hz to 2.2MHz and is ideal for alignment of high speed duplication equipment.
Price: £1,218, various options.

Model 6100

Type: audio test set including sine wave generator, ac millivoltmeter and wave analyser for distortion measurement.
Signal generator covers 10Hz to 10MHz in six decade ranges with 0.2% distortion from 100Hz to 500kHz, while the meter reads 1mV to 30V in 10 10dB steps. The wave analyser measures 2nd and 3rd harmonic distortion.
Price: £4,830.

NEPTUNE (USA)

Neptune Electronics Inc, 934 NE 25th Avenue, Portland, Oregon 97232, USA.
Phone: (503) 232-4445.

UK: Court Acoustics Ltd, 35/39 Britannia Row, London N1 8QH.
Phone: 01-359 0956/5275. Telex: 268279.

Model 2709

Type: realtime 1/3-octave spectrum analyser using LED matrix display.
Uses 27 1/3-octave bands from 40Hz to 16kHz, with nine steps per band switchable 1 or 3dB per step, internal pink noise generator, lo and hi imp inputs.
Price: £659.40.

NEUTRIK (Liechtenstein)

Neutrick AG, FL-9494 Schaan, Liechtenstein.
Phone: 075 263.83. Telex: 77771.

UK: Eardley Electronics Ltd, Eardley House, 182-184 Campden Hill Road, London W8 7AS.
Phone: 01-221 0606. Telex: 299574.
USA: Philips Audio Video Systems Corp, 91 McKee Drive, Mahwah, New Jersey 07430.
Phone: (201) 529-3800.

3201 Audiotracer

Type: portable automatic level recorder.
Comprises a voltage controlled oscillator covering either 20Hz to 20kHz, or 200Hz to 200kHz, with 0.5% distortion from 200Hz to 5kHz, warble tone modulator with 5Hz swing. Input amplifier has 5mV sensitivity, switchable ranges for linear, 25 or 50dB, three writing speeds, variable paper speed, thermosensitive recording paper, pen lift, mains powered.
Price: £825, mic £36.80.

PHILIPS (Netherlands)

Philips, Eindhoven, Netherlands.
Phone: 040 791111. Telex: 511121.

UK: Pye Unicam Ltd, York Street, Cambridge CB1 2PX.
Phone: 0223 358866. Telex: 817331.
USA: Philips Test and Measuring Instruments Inc, 85 McKee Drive, Mahwah, New Jersey 07430.
Phone: (201) 529-3800.

PM8202/22

Type: single and two pen chart recorders.
Uses stepper motor, input sensitivity 1mV to 50V,

11 chart speeds, 0.25s response over 250mm width of chart, nylon pen cartridge.
Prices: PM8202 £735, PM8222 £1,180.

PM8110

Type: portable single line chart recorder.
120mm chart width, two speeds, battery operated, 10mV to 100V input, nylon pen cartridge.
Price: £395.

PM8131/32

Type: single and dual pen XY chart recorders.
0.25% accuracy, vector speed 1m/s, 50µV sensitivity, disposable nylon cartridges, pen lift, zero suppression.
Prices: PM8131 £1,580, PM8132 £2,250.

PM5107

Type: low frequency generator.
Generates sine and square waves from 10Hz to 100kHz in four ranges, 20dB attenuator, portable.
Price: £250.

PM5165

Type: low frequency sweep generator.
Generates sine, square and triangle waveforms, covers four decades in each sweep, selectable from 0.1Hz to 1MHz, variable sweep width and speed, also internal sawtooth generator covering four decades. Digital frequency display, pen lift output.
Price: £695.

PM6307

Type: wow and flutter meter.
Operates with 3,000 or 3,150Hz tones, crystal controlled, separate drift and flutter indications.
Price: £345.

PYRAL (France)

Pyral SA, 47 rue de l'Echat, F-94001 Creteil Cedex, France.

Phone: (1) 207.48.90. Telex: 230742.

UK: Pyral Magnetics Ltd, Airport House, Purley Way, Croydon CR0 0XZ.

Phone: 01-681 2833. Telex: 946670.

USA: Gotham Audio Corp, 741 Washington Street, New York, NY 10014, USA.

Phone: (212) 741-7411. Telex: 129269.

ASA3

Type: real time 1/3-octave analyser using bargraph displays.

Displays 28 1/3-octave bands from 40Hz to 20kHz, gives 0.25dB resolution on 25dB scale with bargraph displays, two memories, option for pink noise generator or sine sweep generator. 25dB or 50dB ranges.

Price: on application.


RE (Denmark)

Radiometer Electronics A/S, Frederikssundsvej 254, DK-2700 Bronshoj, Denmark.

Phone: 01 80.12.11. Telex: 22211.

66 ▶

Neutrik 3201



Why Amcron is demanding protection money.

Over the years, Amcron has earned a peerless reputation as a pioneer in professional sound.

Amcron built the first solid-state four-channel tape recorder back in 1962. Then they developed the first stereo amplifier with direct coupled input and output.

In 1977, they introduced digital logic to the pre-amplifier and achieved another first.

But Amcron's latest first is probably the most significant of all.

The PSA-2 power amplifier is self-protecting.

A Self-Analysing circuit employs an analogue computer which constantly monitors the performance of the amplifier's critical stages.

Should the power transformer begin to overheat, an output transistor fail, or a short circuit occur, then the amplifier will automatically shut down to its 'stand-by' mode without damage to itself or to external equipment.

The protection circuitry also safeguards the PSA-2 against 'chain destruction' and damage caused by mis-matched loads.

As Dr. Mark Sawicki observed in his

review of the PSA-2:

"When reading reports of systems used by The Who, McCartney and Genesis...the Amcron name appears frequently...Why?

Well, reliability and outstanding performance are the answers.

Overall, the performance of the PSA-2 amplifier...is excellent."

Now. Given that you're spending a lot of money on a power amplifier (arguably the most crucial piece of equipment in your system), doesn't it make sense to spend a little



more on a unit which is virtually disaster-proof? We think so.

Which is why we went all out to win the sole British agency for the PSA-2. And, indeed, the whole range of Amcron audio equipment.

Drop in and see us anytime. We'll be delighted to give you an earfull.


HIRE AND SALES

HHB HIRE AND SALES, UNIT F, NEW CRESCENT WORKS, NICOLL ROAD, LONDON, NW10 9AX. TEL 01-961 3295, TELEX 923393.

NOW HERE

Cuemaster

CARTRIDGE MACHINES

DC Servomotor, Improved Heads, User-Adjustable Azimuth, Improved Mains Transformers Etc.

ALSO

Cuemaster

FSK-Encoded Logging Hard Copy Printout. Usable With Any Cartridge. Designed Especially For Station Logs.

Ask For Details:



Granet

Communications Ltd.

39 BEECHCROFT MANOR, OATLANDS DRIVE, WEYBRIDGE, SURREY KT13 9NZ
Weybridge (0932) 47785

SURVEY: TEST EQUIPMENT

USA: Radiometer Electronics US Inc, 811 Sharon Drive, Cleveland, Ohio 44145, USA.
Phone: (216) 871-7617.

RE402

Type: wow and flutter meter.
Uses crystal controlled oscillator with 3,000 or 3,150Hz, digital display of drift in % with 0.01% accuracy, sensitivity 3mV, six ranges for flutter covering 0.03 to 10%, DIN, NAB and JIS standards.
Price: on application.

RE403

Type: wow and flutter analyser using LED matrix display.
Provides real time frequency analysis of wow and flutter using digital filter equivalent to 30 $\frac{1}{2}$ -octaves over range 0.2 to 200Hz with 10 steps in each band providing 20dB dynamic range.
Price: on application.

RCF (Italy)

Radio Cine Forniture, Via Notari 1a, I-42029 S. Maurizio, Italy.
Phone: 0522 40141/33346.
UK: Covemain Ltd, Dunchurch Trading Estate, London Road, Dunchurch, Rugby CV23 9LL.
Phone: 0788 815020.

AFSA1

Type: real time $\frac{1}{2}$ -octave spectrum analyser using LED matrix display.
Uses 27 $\frac{1}{2}$ -octave bands from 40Hz to 16kHz, providing 12 steps (three colour to provide level indication) with total 24dB dynamic range, +3 to -4dB in 1dB steps, then four steps to -20dB. Internal pink noise generator, stereo line inputs.
Price: £800.

SENNHEISER (West Germany)

Sennheiser Electronic, D-3002 Wedemark 2, West Germany.
Phone: 05130 8011. **Telex:** 0924623.
UK: Hayden Laboratories Ltd, Hayden House, Churchfield Road, Chalfont St Peter, Bucks SL9 9EW.
Phone: 02813 88447. **Telex:** 849469.
USA: Sennheiser Electric Corp, 10 West 37th Street, New York, NY 10018.
Phone: (212) 239-0190. **Telex:** 421608.

UPM550

Type: universal level meter.
Covers bandwidth 10Hz to 1MHz with 15 ranges to measure -98 to +52.5dBm. Includes peak or rms rectification, and a variety of weighting filters: 1,000Hz, CCIR weighted noise, DIN audio range, CCITT weighted noise, DIN weighted noise (A filter) and space for two extra filters including 1967 DIN noise, rumble weighting, rumble noise weighting, telephone weighting, FM radio weighting filter, and several others.
Price: £510.

ZP-2

Type: impedance tester.
Portable, battery operated impedance tester for speakers, tape heads, microphones etc, uses frequencies of 250Hz, 1 and 4kHz, measures 1 Ω to 1M Ω in 12 ranges.
Price: on application.

SOLIDYNE (Argentina)

Solidyne SRL, Tres de Febrero 3254, 1429 Buenos Aires, Argentina.
Phone: 701-8622.

900A

Type: audio frequency generator.
Covers 15Hz to 150kHz in four ranges, distortion 0.005% between 15Hz and 20kHz, attenuator provides -100 to +12dBm.
Price: on application.

SOUND TECHNOLOGY (USA)

Sound Technology, 1400 Dell Avenue, Camp-



Sennheiser UPM550

bell, Cal 95008, USA.

Phone: (408) 378-6540. **Telex:** 357445.

UK: Cybervox Ltd, 105-107 Oyster Lane, Byfleet, Surrey KT14 7JH.

Phone: 09323 51051. **Telex:** 262525.

1500A

Type: tape recorder test system with CRT display. Microprocessor controlled system that provides displays on CRT including explanatory alphanumeric, optional hard copy. Measures frequency response, 2nd and 3rd harmonic distortion relative to record level, wow and flutter, wow and flutter spectral components, noise and noise spectrum, speed accuracy and drift, channel separation v frequency, head azimuth accuracy. Noise measurement is to NAB, ANSI or CCIR/ARM, flutter to NAB, JIS or DIN/ANSI. Automatic measuring, with left and right channels.
Price: £2,995.

1410A/1400A

Type: ultra low distortion signal generator. Push button tuned over range 10Hz to 110kHz with 0.001% distortion, output variable from -90 to +26-dBm in 0.1dB steps. Provides both sine and SMPTE IM signal.
Price: £1,150. 1400A similar but no IM output or dB attenuators, only variable voltage 1mV to 3V, £540.

1700B

Type: distortion measurement system. Push button tuned oscillator over range 10Hz to 110kHz, fully automatic nulling, measures 30 μ V to 300V, provides distortion measurement down to 0.002% in 5s, measures power across 8 Ω . Options for automatic set level when measuring distortion, IM distortion analyser and switch selectable meter response.
Price: £1,305.

1701A

Similar to 1700B but lower residual distortion and noise, average or true rms, or peak meter reading, 6V output, 10dB/step attenuator.
Price: £1,650.

1710A

Basically similar to 1700B, but oscillator output adjustable from -89.9 to +26dBm in 0.1dB steps, sensitivity 100 μ V to 100V, measures power -80dBm to +40dBm, balanced inputs.
Price: £1,865.

JE SUGDEN (UK)

JE Sugden & Co Ltd, Carr Street, Cleckheaton, West Yorkshire BD19 5LA.
Phone: 0274 872501.

453

Type: signal generator.
Covers 13Hz to 30kHz in six ranges, 0.05% distortion at 1kHz, sine and square waves, fine and coarse attenuator, RIAA equalised output, battery operated.
Price: £78.

451


Type: ac millivoltmeter.
Provides five ranges from 1mV to 200V selected by both range and scale switches, response 20Hz to 100kHz, battery operated.
Price: £78.

Amber 4400A: top studio performer.

AMBER 4400A MULTIPURPOSE AUDIO TEST SET. Designed for an industry where time is money, and maintaining top performance is essential. It saves you time by integrating virtually every test and measurement function you could need. It cuts setup time, and assures quality equal to or exceeding competitive equipment, but at a fraction of the cost.

With your oscilloscope, the Amber 4400A can plot the frequency response of a tape recorder or monitor system; measure the weighted noise of a console; plot the phase response of an equalizer or check the transient behaviour of a speaker; tune your room or measure the RT₆₀ of your studio. Optional interface lets you make hard copy plots with any XY recorder.

The Amber 4400A combines versatility with quality. It integrates sine, function, sweep, tone burst and noise generator; autoranging digital dBm meter and frequency counter; multimode filter; spectrum analyser; frequency response and phase response plotter.



The Amber 4400A lets you make sure your product is always at its best.




UK Distributors
Scenic Sounds Equipment
97-99 Dean Street, London W1V 5RA
Telephone : 01-734 2812

Amber Electro Design Ltd.

4810 Jean Talon, West
Montreal Canada, H4P 2N5
Telephone (514) 735 4105

amber



THE LINDSAY AUDIO SPECTRUM ANALYSER 7634

- 27 $\frac{1}{3}$ octave I.S.O. bands (40Hz-16KHz).
- $\frac{1}{3}$ octave filters meet specifications of ANSI S1.11-1971 Class II and I.E.C. 225-1966.
- Flat or "A" weighted broad band channel.
- Slow, "VU" or "PPM" time constants.
- 28 x 11 L.E.D. display.
- 10dB or 20dB display ranges.
- Display shift facility increases dynamic range to 40dB.
- Over-range indication on each channel.
- Microphone and line inputs transformer coupled (balanced and floating).
- Microphone input displayed in dB SPL directly.
- Internal calibration facility.
- Gain range of 70dB.
- Overload limit indicators for input and gain.
- Internal noise generator, low impedance balanced output.
- 2 independent memories, each with hold, accumulate and erase functions.
- 19" rack mounting.
- Sync and video outputs.

LINDSAY LINDSAY ELECTRONICS LTD.,
Ifton Hill House, Portskewell, Gwent.

Sales and export enquiries to:
Scenic Sounds Equipment,
97-99 Dean Street, London W.1.
Tel: 734 2812



SURVEY: TEST EQUIPMENT

452

Type: distortion measuring unit.
Input sensitivity 300mV to 3V, notch tunable over 15Hz to 20kHz, manual tuning of notch filter for null, lf cut filter. Requires external oscillator and millivoltmeter.
Price: £63.

TEKTRONIX (USA)

Tektronix Inc, PO Box 500, Beaverton, Oregon 97077, USA.
Phone: (503) 644-0161. **Telex:** 910-467-8708.
UK: Tektronix UK Ltd, Beaverton House, PO Box 69, Harpenden, Herts.
Phone: 05827 63141. **Telex:** 25559.

AF501

Type: bandpass filter/amplifier in *TM500* plug-in system.
Tunable bandpass filtering 3Hz to 35kHz, sine wave generation to 35kHz, up to 500x gain amplifier.
Price: on application.

SG505

Type: oscillator in *TM500* plug-in system.
Covers 10Hz to 100kHz sine wave, ultra low distortion of 0.0008% from 20Hz to 20kHz, calibrated output +10dBm to -60dBm.
Price: on application.

SG502

Type: oscillator in *TM500* plug-in system.
Covers 5Hz to 500kHz in sine and square waves, distortion 0.035% 20Hz to 50kHz, 0-40dB variable attenuator, stepped 0-70dB.
Price: on application.

5L4N

Type: spectrum analyser using CRT display.
Covers range 20Hz to 100kHz, dynamic range on screen 80dB, auto resolution, built-in tracking generator, 20Hz to 20kHz log sweep, may be plugged into any *5000* series/oscilloscope mainframe.
Price: on application.

UREI (USA)

United Recording Electronics Industries, 8460 San Fernando Road, Sun Valley, Cal 91352, USA
Phone: (213) 767-1000. **Telex:** 651389.
UK: FWO Bauch Ltd, 49 Theobald Street, Boreham Wood, Herts WD6 4RZ.
Phone: 01-953 0091. **Telex:** 27502.

Model 200

Type: XY plotter.
Model 200 is mainframe co-operately designed by UREI and Hewlett-Packard, and accepts *2000* series electronic modules for various applications. Uses electrostatic paper holddown for A4 or 8½ x 11in graphs, disposable or felt tip pens, vertical range 1V/in, horizontal 0.1V/in, 20in/s slewing speed.
Price: £1,077.

Model 2000

Type: frequency response module for *Model 200* plotter.
Provides 20Hz to 20kHz sweep, 64dB dynamic range, 0.05dB resolution, auto or manual frequency control, pen lift, four sweep times, four vertical ranges from 1 to 10dB/in. 50mV sensitivity.
Price: £868.

Model 2010

Type: level and frequency detector module for *Model 200* plotter.
Provides level plotting with 50mV rms sensitivity, and frequency plots over range 20Hz to 20kHz.
Price: £927.

Model 2020

Type: dc input module for *Model 200* plotter.

Provides sensitivity of 0.1, 1 and 10V/in, pen lift.
Price: £202.

WAYNE KERR RADFORD (UK)

Wilmot Breeden Electronics Ltd, Durban Road, Bognor Regis, West Sussex PO22 9RL.
Phone: 0243 825811. **Telex:** 86120.

ANM3/ANM4

Type: noise meters.
ANM3 reads switchable quasi-peak or true rms, while the *ANM4* is average responding with modified CCIR filter. Sensitivity of both is selectable in 16 ranges from -100dBm to +50dBm. Weightings on the *ANM3* includes DIN audio band, IEC A curve and CCIR.
Prices: *ANM3* £350, *ANM4* £275.

RA200/ADS1

Type: frequency response analyser using large CRT display to show curves directly.
Includes variable sweep generator with settable limits and rate, various sweep modes, x1, x2.5 and x5 vertical scale on the large CRT display, variable output and input levels, graticule giving scales. *ADS1* is an optional display store that allows four different curves to be stored and simultaneously displayed.
Prices: *RA200* £1,950, *ADS1* £900.

LDO4/5

Type: low distortion oscillators.
Cover range 10Hz to 100kHz in four ranges, attenuator control for outputs from -80dB to +20dB, sine or square waves, distortion 0.0003% for *LDO4* and 0.001% for *LDO5*. Former is mains powered with 10V output, latter battery with 3V output.
Prices: *LDO4* £450, *LDO5* £325.

DMS4/5

Type: distortion measuring sets.

Used in conjunction with *LDO4/5*, the *DMS4/5* allow harmonic distortion to be measured, the former down to 0.0003%, the latter 0.001%, both are battery operated. Cover range 5Hz to 50kHz with manual nulling.
Prices: *DMS4* £450, *DMS5* £375.

WHITE (USA)

White Instruments Inc, PO Box 698, Austin, Texas 78767, USA.
Phone: (512) 892-0752.
UK: Scenic Sounds Equipment, 97-99 Dean Street, London W1V 5RA.
Phone: 01-734 2812. **Telex:** 27939.

Model 140

Type: real time ½-octave spectrum analyser using LED matrix display.
Provides 27 ½-octave bands from 40Hz to 16kHz with separate display of true dB spl, 11 step LED for 10 or 20dB dynamic range with over range on each band, also 20dB variable attenuator. Built-in pink noise generator, XLR connectors on front panel for noise out and mic input with calibration.
Price: £1,700.

System 200

Type: real time ½- or ¼-octave spectrum analyser using LED matrix display.
Provides 30 ½-octave bands from 25Hz to 20kHz and optionally 30 ¼-octave bands from 40Hz to 1.12kHz. LED display is 15 steps for 15, 30 and 45dB dynamic range with over range. The *System 200* is micro-processor controlled and has eight working memories storing filter levels to 0.5dB resolution (indicated on a numeric LED display), which also store the important operational parameters such as time constant, weighting etc. Standard response curves (RIAA, tape curves etc), may be stored in an optional curve memory for comparison. Options are

70 ►

SPECIFY EXCELLENCE!

from the company who pioneered equalization

• ACTIVE AND PASSIVE EQUALIZERS

18 different Models to choose from

• REAL TIME ANALYZERS

Octave Band, one-third and one-sixth octave

• BI-AMP AND TRI-AMP CROSSOVERS

Low-level at any frequency and slope

• NARROW BANDWIDTH NOTCH FILTERS

Control of room feedback and ring modes

• CUSTOM FILTERS FOR AUDIO APPLICATIONS

High-pass low-pass band-pass notch

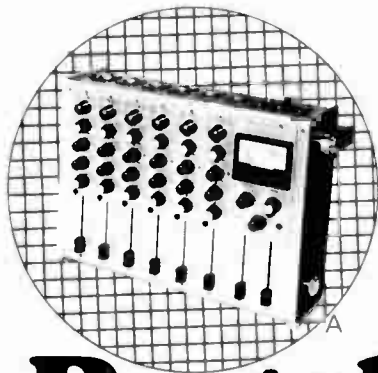
SEND FOR OUR COMPLETE PRODUCT CATALOG



INSTRUMENTS, INCORPORATED
P.O. BOX 698
AUSTIN, TX 78767
(512) 892-0752

Audio

Developments



Portable professional mixers

Designed to team up with professional equipment for studio sound on location

Of advanced design and proven performance these are purpose built battery powered portables, of solid $\frac{1}{8}$ " aluminium with carrying handles. Top quality components, modular construction and stringent quality control ensures the highest degree of reliability. For use on location with professional tape recorders – Nagras/Stellavox etc, outdoor broadcast, stage mixing or to supplement studio consoles when added capacity is required. Over 300 in trouble free use world wide.

MINIMIXER AD 007

8 in 4 out. Compressors. size 540 x 480 x 225mm Weight 22.7 kg

MICROMIXER AD 031

8 in 2 + 1 out + options size 420 x 335 x 127mm Weight 10 kg

PICOMIXER AD 045

6 in 2 out size 340 x 265 x 110mm Weight 6.2 kg


PICOMIXER AD 045

Mk II

AD 075 Super System

AD 055 Stereo Compressor Limiter

A-Picomixer AD 045
B-Micromixer AD 031
C-Minimixer AD 007



Scenic Sounds Equipment
now stock the
Pico Series Mixers

Audio

Developments

Hall Lane, Walsall Wood
WALSALL, W. Midlands, WS9 9AU
Telephone: Brownhills 5351/2/3 (STD Code 05433)
Telex: 338212 Audio

Scenic Sounds Equipment

97-99 Dean Street London W1V 5RA

SURVEY: TEST EQUIPMENT

also available for RT₆₀ and reverberation time analysis.

Price: £3,495 including RT₆₀.

WOELKE (West Germany)

Woelke Magnetbandtechnik GmbH, Woelke-strasse 2-3, D-8069 Schweitenkirchen, West Germany.

Phone: 08444 394. Telex: 55547.

UK: Lennard Developments Ltd, 206 Chase Side, Enfield EN2 0QX.

Phone: 01-363 8238.

USA: Tonmeister Instruments Inc, 4007 NE 6th Avenue, Fort Lauderdale, Florida 33334.

Phone: (305) 566-2853. Telex: 514362.

ME105

Type: wow and flutter meter.

Uses 3,000 or 3,150Hz with internal xtal controlled oscillator, input sensitivity 3mV to 20V, drift measurement $\pm 0.1\%$ to $\pm 10\%$, flutter from 0.03% to 3%. To DIN, IEC and ANSI standards.

Price: £915.

ME106 series

Type: wow and flutter meters.

Uses 3,150Hz with xtal oscillator, input sensitivity 30mV to 30V, drift 0.5% to 5%, flutter 0.1% to 3%. To DIN, CCIR, ANSI and IEC standards.

Price: £455.

ME108 series

Similar to ME106, but only single drift range of 5%.

Price: £350.

ME110 series

Similar to ME108, but simplified even further with single meter switchable to read single ranges for either drift or flutter.

Price: £275.

ME301C

Type: wave analyser.

Provides tunable filter covering 1Hz to 1kHz in six ranges, with 40dB/octave pass band. Used with

external meter or plotter, Requires 2.2V input.

Price: £665.

ME401

Type: automatic distortion meter.

Provides direct distortion reading and built-in 333Hz oscillator. Single scale covering 0.2% to 10%, level from -20dB to +10dB.

Price: £285.

XEDIT (USA)

Xedit Corp, 182-25 Tudor Road, Jamaica, NY 11432, USA.

Phone: (212) 380-1592.

Model 20P/16P/15P

Type: drift and flutter meter.


Portable flutter meter with three ranges for 0.05% to 5%, and drift $\pm 5\%$, oscillator either 3,000 or 3,150Hz. Model 15-P is DIN, 16P JIS (rms only), 20P DIN and JIS (rms).

Prices: on application.



White System 200

Woelke ME106



Alice's

BABY — The 828, a high-performance portable mixer from one of the U.K.'s leading manufacturers of Broadcast Audio Equipment.



Transformer-balanced mic. inputs via XLR-type connectors

Separate line inputs

Direct channel outputs post-fader

3-Band EQ with parametric mid.

Echo, Foldback, Pan and P.F.L.

Limiters with Threshold and Cut

Stereo Monitoring Output

Illuminated V.U. Meters

Optional PPM's to order

Internal mains power supply

Phantom power available (24v only)

12-channel version to order

Agents:

Australia - Rank Electronics Pty. Ltd.
12 Barcoo St. East Roseville N.S.W.
Tel: 406-5666

New Zealand - Magnetic Products Ltd.
P.O. Box 47-124 Auckland 2
Tel: 760-607

Alice (STANCOIL LTD)

ALEXANDRA ROAD . WINDSOR . ENGLAND . Telephone WINDSOR 51056/7

Telex: AEGIS G 849323

Designed for the 1980's, the MTR-90 is a synthesis of the most up-to-date technology and innovation currently available. The new generation tape transport incorporates a pinch-roller-free direct drive capstan with the PLL DC-servo circuitry. Other

features include gapless, noise-free punches, digitally controlled logic, $\pm 20\%$ varispeed, and SMPTE interface access. Comes with a full function remote and available in 16 and 24 track configurations. For further details, please contact us.

OTARI

Industrial Tape Applications
1-7 Harewood Avenue, Marylebone Road,
London NW1 Phone: 01-724 2497, Telex: 21879

Otari Electric Co., Ltd.
4-29-18 Minami Ogikubo, Suginami-ku,
Tokyo 167 Phone: (03) 333-9631,
Telex: OTRDENK1 J26604

The most advanced 24-track available. OTARI MTR-90.



letters

MU facts

Dear Sir, Your article, What's in a Union by Adrian Hope in your January issue, surprised me for two reasons. Firstly because it made me out to be some sort of ill-mannered ogre and secondly, because of its gross inaccuracies and, in one respect, major distortion of fact.

I have already spoken to Mr Hope and told him I am sorry he picked up such a poor impression of me in our telephone conversation. I also pointed out to him that his article contained a number of major errors.

In reference to these errors, he spoke of the Union's 'Anti-library rules that have sent musicians scurrying off to Belgium to record'. The facts are we have no 'anti-library music rules' but we do have library music agreements with 12 different companies.

He then spoke of 'the convoluted situations that can arise because the rules are different if it's a film session and sometimes a film session doubles as a record session'. He then says these rules are 'terribly complicated'. He is entitled to his view but it is one we cannot share. In the case of his example we would require the appropriate rate to be paid for each of the two services, film and gramophone record. Convoluted?

Next, his 'on one studio session the issue of an extra half-fee hinged on the burning question of whether or not the players were reading verse and chorus from a single sheet of paper or separate sheets' example has to be a piece of absurd fantasy or perhaps he has been the victim of the well-known musicians' sense of humour.

Although I am an ex-musician, my sense of humour was sorely stressed by the attack he launched on me at the end of his article. Earlier he stated that when he 'tried recently to get some official MU views on the increasingly burning issue of videogram agreements', he experienced the MU 'brush-off technique'. He has a funny idea of the meaning of the word 'recently'. I have established that the 'phone call to which he refers took place sometime before May 24, 1979, when the ITCA Videogram Agreement to which his article refers was in the final stages of negotiation. Having that in mind, how does he expect a responsible trade union official to behave when pressed by a most persistent journalist? More responsibly—one hopes—than he behaves in implying that the telephone conversation took place 'recently' and not months ago, before the Agreement was even signed.

Yours faithfully, S Hibbert, Assistant Secretary, Musicians' Union, 60/62 Clapham Road, London SW9 0JJ.

Adrian Hope replies

I leave the studio world to decide for itself whether MU rules are or are not complicated and whether they do or do not produce convoluted situations in practice. But in the light of Mr Hibbert's letter I feel obliged to make a point which I had deliberately excluded from the published item. After my abortive initial discussion with Mr Hibbert I noted a letter from John Morton, General Secretary of the MU, which was published in *Music Week*.

In this letter he stated that 'those who wish to deal reasonably with us will find that we are always ready to reciprocate'. I then wrote to Mr Morton offering a few background credentials, eg winning money for MU members after a piece I wrote in *Studio Sound* showed how Capital Radio had a few years ago broadcast a record company concert tape under the guise of a Capital recording. I then went on to say: 'Recently when I was researching a piece on videogram rights I 'phoned the MU and Equity for clarification of the unions' position . . . when I 'phoned the MU I was referred to Stan Hibbert (with whom incidentally I had previously dealt on the Capital affair) and received one of the most curt brush-offs I have ever received from any spokesman. 'The whole matter is under discussion by our executive committee and has not yet been resolved' was the only 'help' that Mr Hibbert would offer. Would you blame me if in future I didn't bother to 'phone the MU for their point of view on a contentious story?'

In reply I received the following comment from John Morton: 'I am sorry that you felt that your communication with this office was unsatisfactory; I can only suppose that Mr Hibbert was under some pressure at the time—not an unusual situation. Thank you for writing.' For quite some time I expected to hear further from Stan Hibbert—but heard nothing until after my piece was finally published. As a journalist I am continually amazed at the way in which spokesmen for official bodies, after evading the press, huff and puff when their evasion is reported in print.

Rapid service

Dear Sir, Further to your editorial (January 1980), may I offer ourselves as possible contenders for the title 'Super Service Team 1980'.

We know only too well the causes of the frustration veiled in your editorial in connection with pro-audio equipment maintenance (and not-so-pro as well), and therefore our simple policy on service and maintenance is this: if the customer bought it, whether it be pro or not-so-pro, and it needs mending, then who are we to turn up our noses at the potential mutual benefit to be derived from our prompt and expert attention?

Our existing customers will testify that we have probably quite a unique facility: a telephone answering machine which actually does bring relatively instant response to your call, rather than the more usual 'The office is closed—ring back tomorrow'. In short, our 'instant response' availability means that equipment down time (and the related hidden costs of same) is minimised. (Read that bit twice, for full impact!)

Don't be fooled either by our 'back of beyond' address. The motorway age (and a fleet of fast cars) puts us on a geographical centre between Liverpool and Hull, Tyneside and the West Midlands. We have been known to attend London service calls with a faster response than 'The London Firm'!

To conclude, a challenge: give us a call. It

doesn't matter whether it's your Heath Robinson Digital Spirojaponica, or your 3M Autolocate/Necami desk, we have the technology, we can fix it.

Yours faithfully, Richard A Lockyer, Audio Visual Systems (Halifax), Unit 2, West Parade Industrial Estate, Halifax, West Yorkshire HX1 2TF.

Prices

Dear Sir, As a buyer of all types of professional audio equipment I find your monthly surveys of great interest and help in my search for the 'right buy'.

However 'buy' is the operative word and it is irritating and frustrating to find the coy 'price on application' tagged onto the end of some specifications.

Current inflation obviously results in rapid price changes, but surely manufacturers must understand that price is often the most important factor in the buyer's choice. Perhaps the cautious ones could imitate the method used to inform us of noise, wow and flutter etc, ie: Price: X £s plus or minus a few quid/bucks.

May I also congratulate Audio & Design (Recording) Ltd on the way in which they keep their potential customers so well informed of their new products and recommend to their rivals the same energetic approach to marketing. Some companies, sadly, many British, seem positively alarmed that they might sell something if they allow anyone to find out what they sell and for how much.

I hope the Eighties permit us the pleasure of a healthy industry and the continued growth and excellence of your publication.

Yours faithfully, Nicholas Sykes, 3 Fielding Road, West Kensington, London W14 0LL.

Naturally we're glad that you find our surveys beneficial, and this is the reason that even wider coverage surveys will soon be published annually as a series of *Studio Sound* Yearbooks, the first will be published this summer. Prices cause us many difficulties when compiling surveys, principally because we circulate in both America and Britain (and many other countries of course), and the cost of shipping a product across the Atlantic, import duties, taxes, and the higher cost of back-up spares, mean that prices are invariably higher in one country or the other—and many manufacturers and distributors do not wish this information made obvious to their customers because they then ask 'how come it costs \$1,000 in America, but £1,000 in Britain, and why shouldn't I buy it direct to get it cheaper?'. Also, some American products come to Britain via an export agent, and this also increases the price since two agents are taking a slice of the selling price, while in America many products are sold directly from the factory at much lower cost. In the end, even if distributors will not quote accurate prices, we still try to pin them down to 'about'. Even then, some companies still refuse to supply prices to us—perhaps one day we will publish a black list of 'persistent offenders' . . . Ed. ■

Hot off the drawing board

SERIES 80


Trident's new console that has designs on all 16 and 24-track studios.

At last — the mixing console specially developed for 16 and 24-track studios, bearing the Trident stamp of quality and expertise.

This latest addition to Trident's range of mixers spans the area between the superb TSM consoles and the adaptable Fleximix system — taking the TSM's facilities and tailoring them to a surprisingly compact 16 or 24-track format.

But the best surprise of all is its competitive price: £17-22,000 (depending on format), so now you'll be able to keep both your studio engineer and bank manager happy.

Ken Bray and Steve Gunn have all the information. Phone them, and let the Series 80 take you into the 80's in style.



AUTOMATION-READY



Trident Audio Developments Limited
Shepperton Studio Centre, Squires Bridge Road, Shepperton, Middlesex, England.
Telephone: Chertsey (09328) 60241 Telex: 8813982

America Area 1 Studio Maintenance Services, California Tel: 213-877-3311 America Area 2 Empirical Audio, New York Tel: 914-762-3089 America Area 3 Phil Reddish Stereo Inc., Ohio Tel: 216-885-1222 America Area 4 Wilson Audio Sales, Tennessee Tel: 615-794-0155 America Area 5 Harris Audio Systems Inc. Florida Tel: 305-944-4448 Australia John Barry Group, Sydney Tel: 61-2-439-6955 Belgium Naybies, Brussels. Tel: 32-2-734-31-38 Canada Radio Services Inc., Montreal Tel: 514-342-2511 Finland Intro OY, Helsinki Tel: 90-742-133 France Lazare Electronics, Paris Tel: 33-1-878-62-10 Italy Audio Products International, Milan. Tel: 392-27-29 51 Japan Nishio Electronics Corporation, Tokyo Tel: 03-544-8400 New Zealand Mandrill Recording Studios, Auckland Tel: 793222 Norway Protechnic AS, Oslo Tel: 02-46-05-54 South Africa Leephy (Pty) Ltd, Johannesburg Tel: 27-11 48-3821 Spain Neotechnica S A E., Madrid. Tel: 34-1-242-09 00 Sweden Stage & Studio KB, Kungälv Tel: 0303-503 48

The art of interconnection

Franklin J. Miller (Sescom)

HAVING been in the audio business since 1960, I have seen many changes, but the basic principles today are the same as when I first started. It is an industry that must obey the laws of physics, working with basic principles that must be observed. It seems that in haste to do a job we forget the basics taught to us in the beginning.

The great audio industry explosion with new people being added at a great rate, without being made aware of the simple basics, hasn't escaped my notice. They are shown to operate equipment when it's set up and working in a particular mode, but not *why* it should be done that way.

Here I attempt to go back to basics and explain why certain things are done and where changes can be made. I hope to cover special areas of interest to all in the audio business, whether a studio owner, broadcaster, a public address user, or just an audio enthusiast.

The most important idea a system owner or user can have is to think in terms of the complete overall system and its performance. In fig 1 a simple recording/playback system indicates some of the points I consider important—I will explain these later, but first some general points. The system is quite simple; imagine when it is multiplied by many microphones, effects, mixers, power amps and speakers . . . it can be a nightmare.

Cables are a common problem in the typical system. The right cable will enhance a system greatly, or conversely the wrong cable will cause undue problems that might be impossible to correct. Single conductor shielded cable, 2-conductor shielded cable, multipair cable, or twisted cable can all be

While everybody looks closely at the performance of particular pieces of equipment, few consider how they will behave when connected together. Franklin Miller takes us back to consider the advantages of balancing and the purposes of transformers.

used in the system if the following thoughts are taken into consideration: single conductor shielded cables should be used in short runs, not to exceed 20ft because in distances greater than this the capacity per foot (metre) will roll off the high frequencies by an intolerable amount. These cables are generally used between the mixer and effects, and the mixer and the tape machine, and note that they work at a high impedance above 10k Ω . Some inexpensive microphones use single conductor shielded cables; these should be avoided whenever possible. Two-

conductor shielded cables are the most commonly used and there are currently three kinds of construction in use—in order of high to low cost, braided shielded, spiral wrap shielded and aluminium/mylar shielded. The latter is the one most used today because of cost and is a good cable for permanent systems—but not the best choice for portable, because the foil combination has a tendency to open in a flexing mode; the best cable in portable applications is a braided shielded. Two-conductor shielded cables are to be used in balanced lines where the length may be

considerable. For example, a 50 to 200 Ω mic can be run to a distance of 200ft without affecting the frequency response. It's a fairly safe rule to follow that the lower the impedance of the line, the greater the distance it can be run. Another important feature in a 2-conductor shielded cable is that the individual conductors are twisted because in an ac circuit the radiation of the usual ac field around a conductor carrying an alternating current is reduced since the field from one wire is 180° out of phase with the other. This causes a reduction in the strength of the magnetic field, reducing its effect on surrounding circuitry.

Multipair cables are quite common for systems involving many microphones operated remotely. These cables are sometimes known as 'snakes' and are usually constructed of three or more pairs of aluminium/mylar twisted pairs and put into a common jacket. These cables are commonly available but are constructed for permanent installations and not field use, therefore great care must be used when coiling and uncoiling them. The problem is the foil shield has a tendency to open after prolonged usage giving a bad ground condition, or foils might touch each other and cause a noise condition. Also, their jackets are constructed of PVC which have a tendency to crack under extreme temperature conditions, but most people use them because there is generally nothing else available. A better cable would have a braided shield and a rubber jacket, but these things all cost money.

Twisted pair cables for connecting loudspeakers are greatly affected by several factors: the load impedance and wire gauge (see

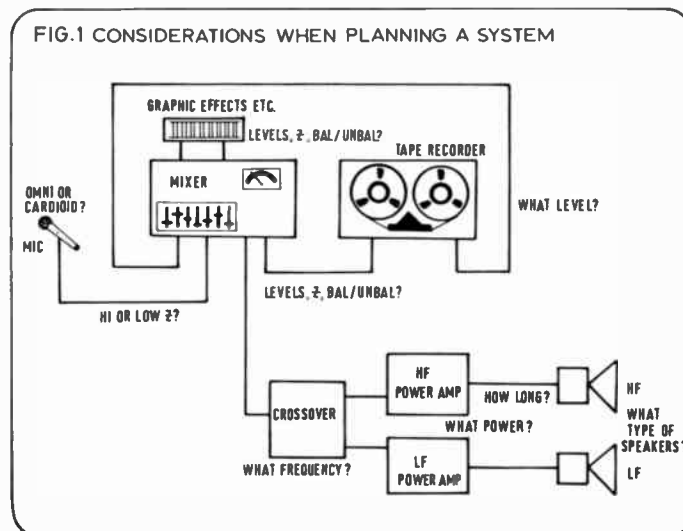


fig 2). You will notice that the lower the impedance the shorter the distance you would be able to run with the same gauge wire. When running wires for speakers, the correct gauge is very important as you are transferring power between two devices. The larger gauge wire has the lower dc resistance which translates into lower losses. If too small a gauge is used, then part of the amplifier's power will go to heat up the wire, reducing power at the speaker terminals.

The next most common items in the system are the connectors. There are literally thousands you can use, but I will discuss the most common ones. Impedance circuits use two (see fig 3); the RCA

Fig 2 Suggested lengths for loudspeaker cabling

Wire size	Load impedance		
	4Ω	8Ω	16Ω
14 awg	125ft	250ft	450ft
16 awg	57ft	150ft	300ft
18 awg	50ft	100ft	200ft
20 awg	25ft	50ft	100ft

type phono connector and the 1/4 in phone jack. The 1/4 in phone jack is the best suited connector for high impedance circuits. It has the best strain relief system and makes the best connection. The tip is wired as the hot side and the sleeve is used as the ground connection. This type of jack has been used by the military for over 50 years and a military version is available with gold contacts. The RCA phono jacks are used on consumer gear because they are less expensive, but they are unreliable in high usage applications as they aren't as mechanically sound and can cause intermittent connections. They should be avoided in professional systems because of these problems.

Two types of connector are used in balanced systems (fig 4). The commonest and best connector for use with 2-conductor shielded cable is the XLR 3-pin connector. Almost everyone uses pin 1 as the ground connection but that is where the exact standard ends. Most people use pin 2 as hot and pin 3 as the cold side. You must watch the equipment you use so that you're not reversing the phase on some of your gear. It is advisable to keep your system in phase, this is a very minor but important point in the overall system's performance. The other connector used in 2-conductor shielded cables is the stereo 1/4 in phone jack—this is generally used to reduce costs or for jack-fields. The tip or right channel is generally hot, the ring or left channel is cold, and the sleeve is the ground connection. Note that

the tip diameter is smaller than the mono jack which can bend the contacts of stereo sockets.

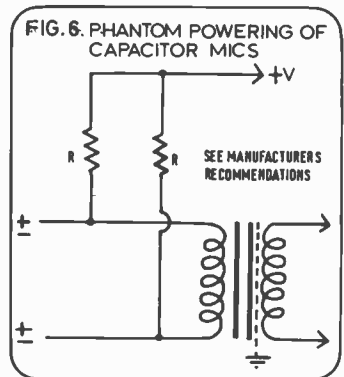
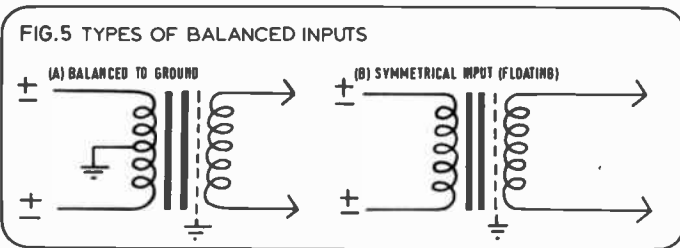
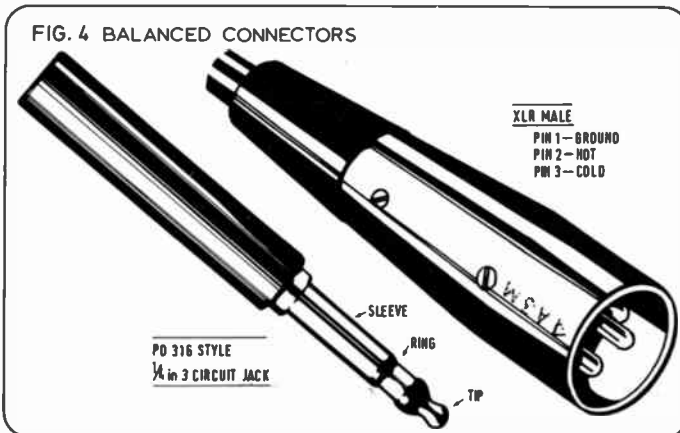
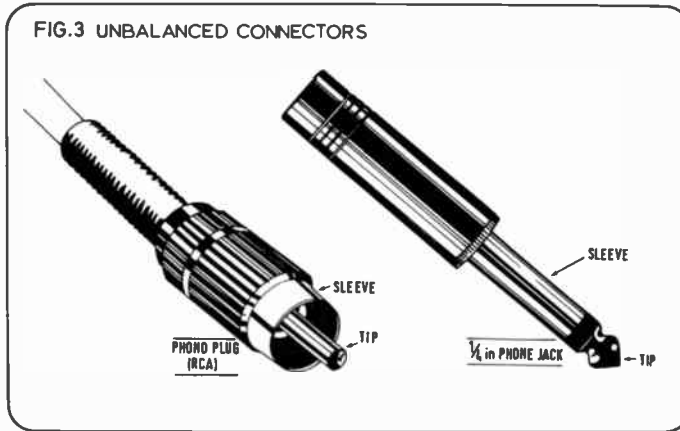
In multipair systems the choice is wide, and since there is no standard whatsoever, no recommendation can be made; just choose one that suits your needs. I much prefer one that can be soldered to, because I believe that someday that

pedance outputs and the system works fine at the factory. That is probably true, but in the world where your system must work, there are many problems not encountered in the lab, such as RFI, need for more common mode rejection, noise on the lines, ground loops and many more too numerous to mention. I am sure you have

miserably.

To illustrate more clearly I will divide audio transformers into three categories: input transformers, line input and line output. The input types are designed for mics, the line inputs are for balancing line feeds; and the line outputs are for matching outputs to feed other sources. These aren't the only transformers used, but by far the most common encountered in today's modern audio systems.

Input transformers fall into two categories: first, (see fig 5a) a true balanced circuit, one using an input transformer with a centre tap to ground. This transformer must be wound with windings on the primary side that have equal dc resistance, equal inductance, and distributed capacitance to ground. This type of transformer was used quite extensively in broadcast systems in the past but with the use of phantom powered mics it isn't used as often now; the most common today is the symmetrical type (fig 5b)—not a true balanced input. The symmetrical input type can be made to power capacitor microphones easily (fig 6). The input transformer has two main objectives in an audio system. The output level of a microphone is generally a low level signal that ranges between -60dB and -40dB at nominal operating levels. The input transformer can provide a step-up of voltage gain, some common gains of audio input transformers in fig 7 illustrate that, as the secondary impedance increases, the voltage gain increases but there are limi-



connector will have to be repaired in the field just before a show, in great haste. Make sure you use a good cable strain relief—this is essential.

The next common component in the system includes audio transformers. One of the first questions you might ask is 'can I get away with not using any transformers in my system?' You have been told that your equipment has electronic balanced inputs and low im-

come across these at one time or another. Most of them can be solved with a properly chosen, high quality audio transformer. 'Chosen properly' is the key phrase; you must have a component that will handle the signal levels you will be placing on it. It must have low distortion and good frequency response, enough magnetic shielding and electrostatic shielding or it will also fail. Missing any one of these ingredients will make it fail

tations to this voltage gain. High frequency losses are due to the increasing amount of turns on the secondary of the transformer which increases the distributed capacitance but this can be corrected to some extent in the kind of winding methods used but at greater cost in manufacture. This gain is obtained with the lowest noise figure, better than any op-amp yet developed; also the audio input transformer

The art of interconnection

has the highest common mode rejection. These are all very important factors in designing audio systems. Also included in good audio input transformers is an electro-static shield between the primary and secondary windings which has the effect of preventing the passage of line noise and radio frequency signals from the transformer into the power supply, and hence to other parts of the equipment.

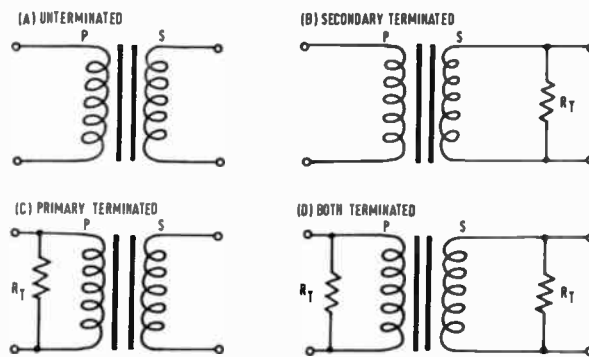
Magnetic shielding is another important consideration when choosing an audio input transformer. The shields are constructed out of a special metal alloy which has a high content of nickel alloy steel, and placing an audio transformer inside an aluminium box has little effect on its hum rejection qualities. Very good audio input transformers generally have two nested shields of high nickel alloy steel (Mu-metal). A single shield will generally give about -30dB rejection of hum while two nested shields will yield -60dB of rejection. Choice of single or dual shields depends greatly on the original design. If the mains power transformer is large and in close proximity to the input transformers, a double shield unit should be used. When building a prototype of a new unit try a single shield; by proper orientation and good design techniques you can be quite successful.

Many questions about choosing audio input transformers are frequently asked, such as, "what is the low frequency distortion?" or "what is the bandwidth?". These questions can be answered if all the facts are known. It is important to know the input power level range. A typical input transformer for a modern day mixer will need a range of -60dB to -10dB unpadding. At these operating levels the low

frequency distortion should not exceed 0.1% 30Hz to 20kHz. In actual practice the distortion will decrease as the frequency increases with the input power level held constant in most good audio transformers. The maximum input power level is the most critical at low frequency and is limited by the amount of primary inductance and power handling capacity of the lamination. There are certain physical limits that must be followed. The high frequency response is related to the distributed capacitance of the secondary winding which is a function of the number of turns on the secondary and its construction. The construction of a fine audio input transformer is a precision art but when designed properly they perform very well.

The second type of audio transformers are the line inputs which are commonly used in balancing line inputs to mixers, equalisers and power amplifiers. For common impedances see fig 8. Again, the gain of the transformer is calculated as in fig 7. A very important factor in using a line input transformer is not to use too much gain

FIG. 9 TRANSFORMER TERMINATIONS



because it tends to overload the circuit. For example, if you have a line level signal of 0dB and the transformer is matching 600Ω to 15kΩ with a gain of 14dB, and if the total system is capable of +18dB, then you only have 4dB of head room, which is not good practice. You can see that the choice of transformers is very critical and can cause great harm in the system. In some line input applications it is best to use a bridging type input

such as a transformer with a 1:1 ratio. Examples of this type are 600Ω to 600Ω, 15kΩ to 15kΩ, and 60kΩ to 60kΩ.

The problems of shielding are not as great as they are with low level transformers. Generally, single shielded units work very well and an electrostatic shield is still essential. The design factors apply as they do with input types. Low distortion and good frequency response are also important factors.

The last kind of audio transformer is the output type, designed to transfer power. They are generally designed to balance outputs of mixers or signal processing equipment and are driven by a very low impedance source, typically lower than 100Ω, from an op-amp driver. Transformers are usually selected on a one-to-one basis, the commonest used, being a 600Ω to 600Ω type. Shielding is not generally a great problem at +18dBm to +30dBm operating levels. The distortion and frequency response characteristics have the same consideration as the other types.

Termination of all these audio transformers is probably the most important and misunderstood subject. There are four ways to terminate transformers (see fig 9). Under-terminated transformers are generally used in microphone and photocell pre-amplifiers—these are called open-circuit connections. Terminated transformers are generally used in line, equaliser, filter or similar devices. Termination may be used to obtain certain roll-off characteristics to avoid ringing or peaking of secondaries. Double termination is used when the primary and secondary windings are terminated so that both source and load are properly terminated, but the frequency response will look completely different from an unterminated transformer.

These may seem minor points to consider but very often it is the little things that count. ■


Fig 7 Ideal gain obtainable on input transformers

Primary impedance	Secondary impedance	Gain (ideal)
Z_1	Z_2	
150Ω	5kΩ	15.2dB
150Ω	10kΩ	18.2dB
150Ω	15kΩ	20.0dB
150Ω	20kΩ	21.2dB
150Ω	25kΩ	22.2dB
150Ω	30kΩ	23.0dB
150Ω	45kΩ	24.7dB
150Ω	60kΩ	26.0dB

Fig 8 Common impedances for line input transformers

Primary impedance	Secondary impedance
Z_1	Z_2
600Ω	600Ω
5kΩ	15kΩ
10kΩ	30kΩ
15kΩ	60kΩ
30kΩ	
60kΩ	

Part of the range of connectors from Future Film Equipment





APRS
STAND 126-127



Orban Dual Reverb



MXR Flanger/Doubler



Revox B77

We are one of the leading equipment sales and installation companies, offering you a friendly and helpful service.

Every item we supply is tested and aligned in our own workshops, and after-sales service is always readily available.

We supply anything from an XLR to a complete 24-track studio installation, at competitive prices to clients that include recording and AV studios, government departments, schools, radio stations, theatres and PA companies in all parts of the world.

Our stocks include AKG, Alice, Allen & Heath, Ashly, Aurotones, Beyer, Brenell, Formula Sound, Furman, JBL, Keith Monks, MXR, Neal Ferrograph, Orban, Quad, Rebis, Revox, Sescam, Shure, Sonifex, Soundcraft, Tannoy, Tascam, Teac, Technics, Trident Fleximix, and Uher.

STUDIO EQUIPMENT SERVICES

Studio Equipment Services Ltd.

The Studio Shop, Oxgate Farm,
Coles Green Road, London NW2 7EY.
Telephone 01-452 1979, 01-452 1980
Telex 87515 WISCO G.



Furman RV1



Neal 302



Formula Sound Graphic Equaliser

Now-highest quality copying at low cost OTARI DP4050 C2 cassette duplicator

The first low cost copier to give you reliability and performance to professional standards. No other copier can match its precision engineering, and it is the only budget copier suitable for music programmes.

- * One master, 2 slaves.
- * Add on units available up to 11 slaves.
- * Automatic rewind.
- * Ferrite heads.
- * 16:1 duplicating ratio.
- * Modular slave decks with DC servo motors.

Also available: Reel to cassette version with 6 slaves.



OTARI from ITA

1-7 Harewood Avenue, Marylebone Road, London NW1. Tel: 01-724 2497. Telex: 21879.

reviews

Eventide THS-224 realtime audio spectrum analyser



MANUFACTURER'S SPECIFICATION

Input: input level +14 to -20dBV for full screen display. Impedance 10k Ω unbalanced.

Filters: 31 2-pole filters from 20Hz to 20kHz, on ISO centre frequencies. Centre frequency tolerance is 3.5%. These filters do not meet ISO standards.

Absolute level: one bar of the display (LEVEL) indicates the actual level of the signal before it is bandpass filtered.

Resolution: the PET display allows 144 vertical elements. The various filter outputs are mapped on this display under software control. Assuming a 1V input signal, resolution is about 7mV in the linear display mode.

Accuracy: amplitude readout at centre frequency of each filter uniform within 1dB total from 20Hz to 20kHz, typically ± 25 dB (0.5dB total), slightly decreased with higher gain.

Power and interface: obtained from host PET computer. All cables and hardware supplied.


Memory usage: analyser responds to various addresses in the \$B000 through \$BFFF range. Also the second cassette buffer is used for data storage, and various zero page locations are used within routines for scratchpad storage. With the exception of the second cassette buffer, no memory is stolen from the PET, and the operation of the PET is not affected in any way.

Accessories supplied: Instruction manual containing schematics and detailed software usage instructions (no source listing supplied), including memory map with buffer and flag locations. Cassette with three BASIC programs; interactive operation, minimal operation and self test. All programs may be user modified. Installation kit including jumper cable, memory port cable and hardware. Keyboard overlay to define keys used in interactive program.

Price: Analyser board and kit £340 retail. PET computers from £550 to £795 for the 32K PET as used for the review.

Manufacturer: Eventide Clockworks Inc, 265 West 54th Street, New York, NY 10019, USA.

UK: Feldon Audio Ltd, 126 Great Portland Street, London W1N 5EH.



REALTIME spectrum analysers tend to be extremely expensive tools which frequently cannot be justified for studio use. However, they are very useful for checking the spectrum of audio signals and thus preparing master tapes with a suitable characteristic for disc cutting, cassette duplication etc.

The Eventide THS-224 realtime analyser has been designed to fit into the popular Commodore PET computer systems which in their simplest form consist of a keyboard and a visual display unit (VDU). The analyser takes its power from the PET's power supplies and interfaces with the PET's digital electronics via the second cassette tape buffer in the PET's electronics.

Installation of the analyser within the PET takes only a few minutes and with the exception of occupying the second cassette buffer, the presence of the analyser doesn't interfere with the normal operation of the PET computer.

The input signal to the analyser is fed to an unbalanced 1/4in jack socket which is secured at the rear of the computer. The input then passes to a variable gain amplifier, the gain of which is controlled by the computer altering the feedback around the input amplifier. From here the amplifier's output is fed to 31 filters which divide the signal into the standard ISO 1/3-octave centre frequencies from 20Hz to 20kHz. The outputs from the filters then feed halfwave peak rectifiers with an additional rectifier fed by the unfiltered output from the variable gain input amplifier.

The outputs from the rectifiers then represent a 1/3-octave analysis of the input plus an unfiltered output which represents the unfiltered and unweighted audio level.

The constant percentage bandwidth filters are based on the standard centre frequencies although the filter shape doesn't comply with the usual standards, but this doesn't matter for many applications. The rectifier outputs place a charge on a capacitor and this charge is a representation of the peak voltage output from the associated filter. No discharge resistor is fitted so the voltage is held until after each analysis, the computer then discharging the capacitor thus giving a new analysis for each scan of the filter outputs. This arrangement allows the program in the computer to alter the effective time constant of each filter. The filter and rectifier outputs are scanned by the computer via an analogue multiplexer and then fed to an A/D converter which feeds the computer with digital data related to the amplitude of the selected rectifier output.

It follows that under program control the computer can select the overall gain, any 1/3-octave for analysis, and control the rectifier

time constant.

Eventide give the purchaser three programs on a cassette for operating the spectrum analysis system. 1 'Interact', a comprehensive program allowing the analysis conditions to be altered from the computer's keyboard which is equipped with an overlay redefining the functions of various keys. 2 'Minimal' which only allows the selection of a linear or logarithmic display, averaging or nonaveraging, and slow or fast rectifier characteristic. 3 'Selftest', a routine for checking the correct operation of the analyser.

For normal operation the more complex program 'Interact' would be used and this allows the setting of the analysis with a choice of linear or logarithmic level display, peak hold—fast—medium—slow or very slow decay rate, normal or averaging mode. And additionally the gain may be changed in 3 or 6dB increments up or down, plus the facility for increasing or decreasing the update rate.

In the standard programmed modes, the display consists of a bar graph with the level bar to the left and the 1/3-octave bars proceeding to the right, their centre frequencies shown on the display below the bars. Lines at each side of the display act as an aid to reading the levels, but reading wasn't particularly easy to achieve accurately.

Legends at the top of the display show whether the linear or logarithmic modes have been selected, fast or slow and average or single operation.

For users who wish to develop their own programs rather than use those provided by Eventide, the spectrum analyser conversion provides 10 functions, available in the form A=USR(x). USR(1) draws the frequency and amplitude scales on the screen. USR(2) draws the bargraph of the stored data. USR(3) performs a spectrum analysis and stores the data. USR(4) sets the slow decay mode, USR(5) the fast decay mode and USR(6) the average mode. USR(7) clears the average mode and returns the number of averages. USR(8) sets a linear display, USR(9) a logarithmic display and finally USR(0) disables the analyser functions.

Normal computer instructions control the gain and the decay rate with the level data available in normal stores. It follows that it isn't difficult to program the computer to do a great variety of analysis forms in realtime without any hardware alterations. However, simple hardware changes can turn the analyser section into a 32-channel analogue input to the computer. A simple application for this would be a multichannel level display, but a

80 ►

APRS 80 JUNE 18 19 & 20

INTERNATIONAL PROFESSIONAL RECORDING EQUIPMENT

EXHIBITION

CONNAUGHT ROOMS, GT. QUEEN ST., KINGSWAY, LONDON


Advanced Music Systems
Audio Developments
Audio & Design
AKG Equipment
Audix
Allen & Heath
Ampex
Alice (Stancoil)
Agfa-Gevaert
Amek
Atlantex Music
Audio Kinetics
Avcom Systems
F.W.O. Bauch
BASF
B & K Labs
Beyer Dynamic
R. Barth
Brodr Jorgenson
Calrec Audio
Catec International
Covmain
CB Electronics
Court Acoustics

Canford Audio
Cassette Dup. Supplies
Capital Components
C.A. Audio
Dolby Labs
Design Electronics
Don Larkin Audio
EMI Tape
Eardley Electronics
Enertec Schlumberger
Future Film
Feldon Audio
Fraser-Peacock
Fitch Tape
Formula Sound
FM Acoustics
Gulton Europe (Electro-Voice)
H/H Electronic
Hayden Labs
Harman Audio
HNB Hire & Sales
Industrial Tapes
International Musician
Jackson Rec. Studios

James Yorke
John Page
Klark-Teknik
Keith Monks
Lennard Developments
Lockwood
Loevers-Rich
Lee Engineering
Lyrec
Leaholme Audio
3M
Magnetic Tapes
Midas Audio
MCI
Maglink
Mosses & Mitchell
Malcolm Hill
Music Laboratory
Neve Electronics
NEAL-Ferroglyph
Otari
Pyral Magnetics
Penny & Giles
Philip Drake

Racal-Zonal
Recording Studio Design
Raindirk
Shure Electronics
"Studio Sound"
Scenic Sounds
Soundcraft
Sifam
Soundex
SES Studio Equipment
Sony (UK)
Solid State Logic
Tannoy
TRAD
Turnkey
Toa Electric
Tweed Audio
Trident Audio
Turner Instruments
Neve Electronics
Vitavox
Wayne Kerr (Wilmot Breedon)
Walter Luther

Tickets: APRS, 23 CHESTNUT AVENUE, CHORLEYWOOD WD3 4HA ENGLAND



little thought suggests many applications, not only in the sphere of audio measurements.

All three of the Eventide programs of course use the subroutines in different combinations and the 'Selftest' program has other features. This program initially checks the read-only memory for errors and then instructs the user to connect a signal generator and a frequency meter to the analyser. The user is then instructed to tune the generator to the various centre frequencies and at the end of the run the computer prints on the screen the correct frequency of each filter, the actual frequency and the percentage error. Also printed are the level amplitude, actual amplitude and percentage error with out-of-tolerance frequency or amplitude creating a message such as 'Amplitude match error this filter'.

The performance

Initial checks on the centre frequencies of all the filters showed that all were within the specification; all but five of the filters were within $\pm 2\%$ and the worst case was -3% thus giving a practical performance for most $\frac{1}{3}$ -octave tasks. It should, however, be noted that the filter shapes are non-standard and will not give results which correlate with ISO or ASA standard $\frac{1}{3}$ -octave filters when measuring noise.

The frequency response of the system varied substantially with the gain setting and whilst the manufacturer mentions this matter in the instruction manual I feel that the high frequency deviations are excessive. At minimum gain the unfiltered bar had -3dB points at 3Hz and 150kHz with the overall display within $\pm 0.25\text{dB}$ which is quite satisfactory. However at maximum gain the -3dB points for the unfiltered bar became 3Hz and 5.9kHz which can only be described as a poor performance with the display showing the following errors, Table 1.

To give an idea of the relation between frequency response and gain the error at 20kHz was checked at 6dB and 12dB less than maximum gain, with the respective errors -6dB and -2dB which suggests that the manufacturer would have been wise to limit the gain to 12dB less than the existing gain.

Another factor that would also improve is the input overload margin which was satisfactory at minimum gain with 20dB in hand reducing to 8dB at maximum gain.

The use of random noise in frequency response analysis needs some caution, as low frequency response errors occur to the extent of 4/6dB in the slow modes with only the average and peak mode giving correct results

within $\pm 1.5\text{dB}$ for pink noise.

Using the logarithmic display mode the input sensitivity was 4V rms at minimum gain, rising to 13.4mV at maximum gain with a satisfactory input impedance of 9.4k Ω in parallel with 100pF.

Checking the accuracy of the nominal gain increments of 6dB and 3dB gave the following results (Table 2) which suggest some non-linearity in the analogue multiplier which controls the input gain.

The 3dB gain increments showed a similar pattern with increasing step errors at higher gains.

The $\frac{1}{3}$ -octave bands had no problem with noise, but the wide band bar gave a noise reading of -22dB below full scale at maximum gain.

Investigations into the attack and fall times of the $\frac{1}{3}$ -octave bars showed that they were all similar, the effective attack time remaining constant with the various decay time settings at about 5ms to reach the full steady state level when fed from a tone burst.

In the 'fast' mode the fall time to the bottom of the logarithmic scale was 600ms increasing to 4s in the medium mode, 8s in the slow mode and 24s in the very slow mode, thus giving a very useful range of computer-controlled decay times with the added valuable facility of the peak hold function.

The display, which in the logarithmic mode has a dynamic range of 36dB, is divided into 2dB sections at either side of the bar graph with a maximum resolution of 0.25dB resulting from the 144 vertical display elements. Checking the display for incremental accuracy at 1kHz and in the wide band bar, and also for cumulative errors produced fig 1. This shows, allowing for reading difficulties, that the incremental accuracy within any 2dB step was better than 0.72dB at 1kHz, with cumulative errors of less than 1dB down to a -14dB indication. The accuracy of the wide band bar wasn't all that different and the overall display accuracy was quite adequate for most purposes.

Summary

This is a review of the Eventide *Spectrum Analyser* rather than the PET computer, but I must mention that the PET uses the 'Basic' programming language which is very easy to learn. Therefore, even if you don't have any experience of computers don't be put off by the PET. It's great fun to play with and apart from playing games it can be interfaced to many peripheral devices so you can do the mundane tasks of writing invoices and stock keeping plus other audio measurements with interfaceable instruments.

The realtime analyser is an extremely useful device for many audio applications, and mostly great accuracy is completely unnecessary and other than the high gain frequency response errors the Eventide module is quite adequate.

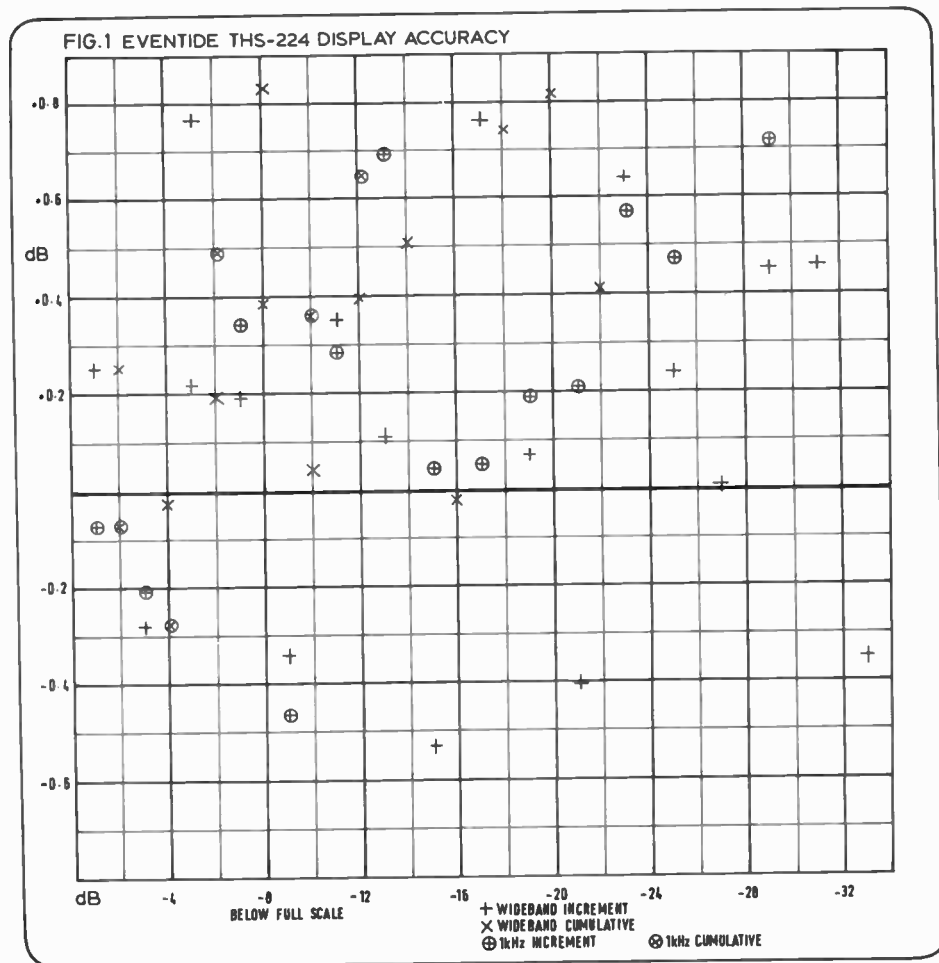
I feel that Eventide could quite easily overcome this problem and that they should warn users about the potential snags when using random noise with the analyser.

Overall, this is an inexpensive and versatile piece of equipment which can be simply programmed to undertake complex analysis in realtime—I'm sorely tempted to keep it.

Hugh Ford

Frequency	2.5kHz	3kHz	4kHz	5kHz	6kHz	8kHz	10kHz	12kHz	16kHz	20kHz
Error (dB)	-0.25	-1.5	-2.5	-4	-5	-6	-7.5	-9	-11	-13

Gain Min	+6dB	+12dB	+18dB	+24dB	+30dB	+36dB
Increment	6.1dB	5.9dB	6.2dB	6.4dB	7.7dB	10.3dB



ABACUS ARTA 8000

Audio Spectrum Analyser

Loudspeaker Measurement Room Equalisation Audio Signal Analysis
Tape & Film Machine Alignment Amplifier & Circuit Measurements

Appointed agents

UK: Kirkham Electronics, Mill Hall, Mill Lane, Pulham Market, Norfolk IP21 4XL (037 976) 639/594
Paris: Ets Schaeffer, Riesser Cie. Tokyo: Continental Far East Ltd. Barcelona: Singleton Productions



Abacus Electronics 10 Barley Mow Passage Chiswick London W4 4PH England
Telephone: London (01) 994 6477 Telex: 8811418 Cables: Workspace London

turnkey mix

RacKit



Accessit signal processors can now be mounted into standard 19 inch racks using the new RacKit mounting. Three units can be mounted together giving a huge range of dedicated equipment such as line drivers, voice processors etc. Drop us a line for full details and a copy of the revised Accessit catalogue.

RADIO BOOM



With the expansion of commercial radio in this country, there has been a great demand for production studios in the last few months, calling for sophisticated installations combining multi-track equipment with classic production facilities. Our experience of broadcast has resulted in fast installations for YAMCO in LONDON and SSK Audio Visual in Glasgow.

PORTASTUDIO

At last - TEAC's long awaited PORTASTUDIO. No bigger than a normal cassette machine this remarkable unit is a four channel mixer and simul-sync recorder in one. Add a microphone and a pair of headphones and you can make four track demos immediately. Available now.

TOP SPOT

England's latest and most exclusive night spot is the Frimley Country Club. Turnkey recently installed the PA system which incorporates the new Soundcraft 400 Console, HH amplifiers and a Martin Bin system.

SOUND CRAFT UPDATE

The ultimate in eight track has become even better with the introduction of Soundcrafts Series 400 consoles. LED metering, twin mute busses, full parametric eq and single cable interface are just some of the remarkable facilities being offered.

As main dealers in this country we are offering exclusive packages and installation, call us for details.

SHORT TAKES


..... **TURNK** our newly installed computer is busy preparing quotations and controlling our mailing lists **AURATONES** now come in a portable road version, we have exclusive stocks now **PAUL** Nice, previously of A&H and Midas recently joined our sales staff **NOW** that TEAC has put four tracks on cassette we expect eight on quarter inch soon **THE** excellent Pearl microphones from Sweden are new in this country they compare in quality with the most expensive brands



All the products that we sell can be bought using Access or Barclaycard/Visa. Order by phone for fast delivery.

reviews

RCF spectrum analyser SA1



MANUFACTURER'S SPECIFICATION

Frequency range: from 40Hz to 16kHz.
Frequency bands: 27 bands of $\frac{1}{3}$ -octave.
Centre frequency of bands: 40, 50, 63, 80, 100, 125, 160, 200, 250, 315, 400, 500, 630, 800Hz, 1, 1.25, 1.6, 2, 2.5, 3.15, 4, 5, 6.3, 8, 10, 12.5, 16kHz.
Indicators per channel: 12 LEDs.
Dynamic range: 23dB (from +3 to -20dB).
Weighting: 12dB per octave.
Separation between adjacent channels: four LEDs in central zone.
Microphone input: balanced with 12V phantom supply. Sensitivity 50mV. Impedance 1500 Ω . Maximum signal level 120mV.
Stereo line input: sensitivity range 24.5, 77.5, 245 or 775mV. Input impedance 68k Ω , maximum signal level 50V.
Pink noise output: maximum level 200mV. Source impedance 10k Ω .
Display speeds: normal or slow.
Power requirements: 220V 50Hz at 50VA.
Protective fuse: 0.5A slow.
Dimensions: 188 x 482 x 217mm.
Weight: 8.15kg.
Price: £800.
Manufacturer: Radio Cine Forniture SPA, I-20149 Milano, Via Alberto Mario 28, Italy.
UK: Covemain Limited, Dunchurch Trading Estate, London Road, Dunchurch, Rugby.

THE RCF spectrum analyser is a $\frac{1}{3}$ -octave instrument with LED level displays centred on the standard ISO centre frequencies from 40Hz up to 16kHz involving 27 vertical displays each incorporating 12 LED indicators. The top three LEDs are red and indicate levels of +3, +2 and +1dB with the lower four yellow LEDs indicating 0dB, -1, -2 and -3dB, below which are the green LEDs indicating levels of -4, -6, -8, -12 and -20dB thus providing a sensible display range for aligning equipment and rooms.

The dark brown front panel is mainly occupied by the above display which is mounted on a grid of white lines and clear legends indicate the level and centre frequency of each display. Bottom left of the front panel is a $\frac{1}{4}$ in microphone jack allowing the connection of a balanced microphone input and includes 12V phantom powering for capacitor mics; this connection is duplicated at the rear of the instrument. Right of this input are

three locking pushbuttons which select the input source. One switch selects the microphone or the line inputs, the remaining two select the left or right line input connections or the sum of the two.

Right of these are potentiometer level controls for the microphone input and the line input (the latter being a single control affecting both inputs) with the controls uncalibrated but having legends from zero to 10. Next, four further locking pushbutton switches, one of which provides a test function connecting the internal pink noise source to the spectrum analyser section and the remaining three controlling the display. One button selects either a fast or slow display speed, the other two control the line input sensitivity such that it can be increased by 10dB, 20dB or 30dB.

The remaining features are a potentiometer for setting the level of the pink noise output, a

power on/off pushbutton and the red LED power indicator.

At the rear of the instrument is a rather short fixed mains lead and the properly identified metric power fuse, with an adjacent earth terminal. Four $\frac{1}{4}$ in jack sockets remain, one for the balanced microphone input, two for the unbalanced line inputs and one for the unbalanced pink noise output.

The thick alloy front panel with mounting slots for a 19in rack is bolted to a sheet metal chassis. The upper part of the chassis is largely covered by a mother board into which plug the 27 display boards, each having three preset potentiometers. Further electronics are mounted onto the glassfibre mother board which has pin connectors for the mains transformer and the power stabiliser at the rear on the chassis.

Underneath the instrument is a small fixed pcb for the microphone pre-amp and boards for the two switch banks. None of the boards included any component identifications and the instruction manual which was in Italian didn't give any maintenance information but did include basic operating instructions. Generally, though solid, construction and layout was old fashioned, making it a bulky instrument by modern standards.

The noise source

The narrow band spectrum analysis of the pink noise output in fig 1 confirms that the noise spectrum is close to the ideal 3dB per octave line and within 1dB over the analyser's range from 40Hz to 16kHz—this was true at all output level settings with the output free from mains hum.

84 ▶

FIG. 1
RCF PINK NOISE OUTPUT

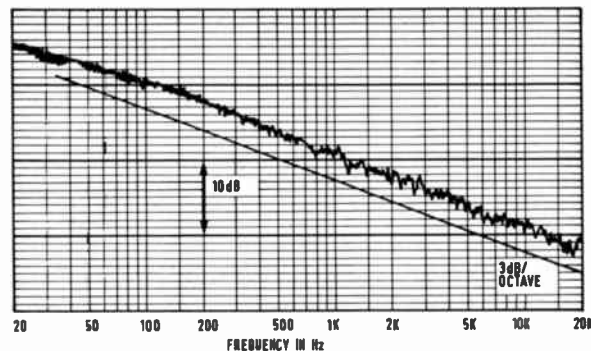
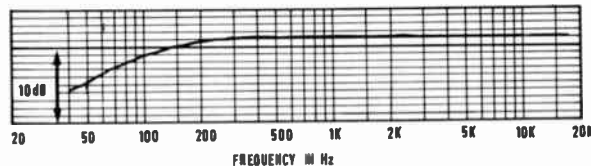


FIG. 2
RCF FREQUENCY
RESPONSE MIC INPUT



ARS

AUDIO REINFORCEMENT SERVICES LTD

216 Archway Road, London N6

Neutrik XLR connectors - Line, Male 120p, Female 130p; Panel, Male 90p, Female 145p. Foil screened multicore, balanced pairs, 6 way 1.10/metre, 12 way 1.83/metre, 15 way 2.25/metre, 19 way 3.20/metre, 27 way 4.35/metre, 31 way 4.82/metre. Twin screened mic cable pvc/pvc lap screened black 18p/metre, conductive plastic screened heavy duty mic cable in 6 colours 23p/metre, super flex studio mic cable 25p/metre, 6 amp speaker cable 14p/metre, 15 amp 25p/metre. Other cables including neoprene rubber mic lead and guitar lead stocked. Gaffa tape 3.50/50 metres. Brooke-Siren AR116 high performance D.I. box £59, Brooke-Siren cable tester £23, MXR dual 15 band graphic equaliser £275, single 31 band £293, also MXR flanger/doubler and Digital Delay, plus Brooke-Siren modular electronic crossover system, plus Formula Sound S19G graphic equaliser and S19GA equaliser/analyser, plus Quad amps, Ashly crossovers and compressors, Furman reverb Beyer mics, high quality stands and fittings, racks and cases, stage boxes, audio transformers conversions for Quad 405's.

New lines every week and competitive hire rates.

Open 10 - 6 Monday to Saturday
Telephone 01-341 1506

SON SALES LTD present the new
SPR-1 UNIVERSAL SYNCHRONISER
FOR ALL YOUR FILM SOUND TRANSFERS



- * Handles 50Hz AND 60Hz Neopilot sync. pulses
- * Resolves 10Hz, 25Hz and 30Hz Subaudio (SN) pulses
- * Drives and slaves ALL modern portable reel-to-reel recorders
- * Use with Nagra III/IV and our spool adaptors for ALL 6.25mm. AND 3.81mm (SN) sync. tapes.
- * Locks to line frequency, built-in crystal or ext. ref.
- * Unrivalled for versatility and economy

Send for fully descriptive colour brochure to:-

SON SALES LTD.

2 HIGH ST., PORT ST. MARY, ISLE OF MAN

Telephone: 0624 - 83 4294

Telex: SON Sales, c/o 629313 COMCAB G

New York Agent: John Messenger, Apt 2H, 300 W. 23rd St.,

N.Y. 10011 Telephone:(212) 6919567

AVAILABLE SOON - SON - 3 Control Unit for
Nagra SN recorders (3 mic inputs)

PAPST

GAE 80.18P DC MOTOR A DIRECT FORCE IN WINCHESTER 8" DRIVES



Features

Integrated drive electronics with brushless optical commutation.

Fixed output speed incorporated with compensation for wide voltage and load changes or alternatively a variable output speed from 2500-5200 rpm.

Power output of 30 watts at 3600 rpm for a nominal 24 volts dc supply.

Low magnetic strayfield and radiated interference.

Closed precision preloaded ball bearings.

PAPST MOTORS

PARNELL COURT, EAST PORTWAY, ANDOVER, HANTS. SP10 3LX ENGLAND
TELEPHONE: ANDOVER (0264) 53655 TELEX: 477512

THE 8 HOUR 6 IN 2 OUT

PROKIT 62 is a stereo mixer designed for professional PA and recording applications. Gain, treble, bass, folback, echo and pan are featured on each channel. Slide level faders are used for inputs and main outputs. Echo returns and VU meters feature on the outputs.

PROKIT can be built in about 8 hours with the minimum of tools, following the comprehensive 32 page assembly and fault finding manual.

Phone or write for the 12 page illustrated leaflet.


Exclusively from:

TURNKEY,
8, East Barnet Road
NEW BARNET
Herts EN4 8RW
01-440 9221

STUDIO EQUIPMENT
SERVICES LTD.
The Studio Shop
Oxgate Farm
Coles Green Road
LONDON NW2 7EY
01-452 1979

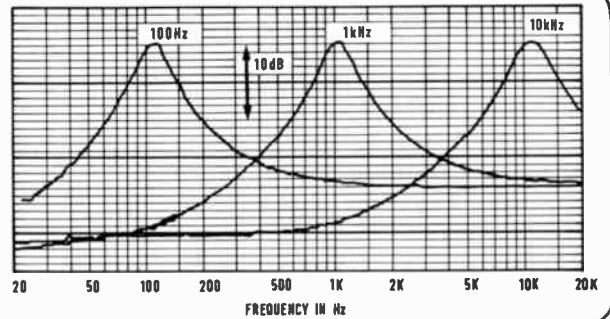
REW,
146 Charing Cross Rd
LONDON WC2
01-836 2372

Kit £108.33
Ass'd £161.45
INCL. V.A.T. P & P



reviews

FIG. 3
RCF FILTER CURVES



Measured over a band 22Hz to 22kHz the maximum rms noise output was 180mV from a source impedance which varied with output level setting, up to 5k Ω . I felt that for many applications the output level is too low and the source impedance undesirably high.

The inputs

The unbalanced line inputs had an input impedance of 70k Ω , constant with the input sensitivity setting—sensitivity at 1kHz was switchable between -1dBm, -11dBm, -21dBm or -31dBm by pushbuttons on the front panel. These levels corresponded to the 0dB LED display just being illuminated, and gave a 1dB too high sensitivity at all settings of the accurate steps.

The microphone input impedance was again constant with the sensitivity control setting at 850 Ω which is a little on the low side for some microphones, preferring 1k Ω . The input sensitivity as for the line input had a range from -83dBm to -20.5dBm, input overload occurring at -12dBm which may be on the low side for some applications. The line input overload point was at +24dBm; quite adequate, as was the input impedance.

The display

Checking the accuracy of the displays at 1kHz and 5kHz gave rather disappointing results: the instrument's calibration left something to be desired and the -20dB indication was considerably in error (see Table I).

TABLE I

Indication	Actual Input Level	
	1kHz	5kHz
+3dB	+1.5dBm	+1.0dBm
+2dB	+0.7dBm	+0.24dBm
+1dB	-0.1dBm	-0.6dBm
0dB	-0.95dBm	-1.5dBm
-1dB	-1.7dBm	-2.4dBm
-2dB	-2.4dBm	-3.4dBm
-3dB	-3.4dBm	-4.7dBm
-4dB	-5.0dBm	-6.0dBm
-6dB	-6.1dBm	-7.5dBm
-8dB	-7.7dBm	-8.5dBm
-12dB	-9.8dBm	-10.5dBm
-20dB	-14.7dBm	-15dBm

Using the line inputs the frequency response of the display was within 1dB, but the microphone input's bass fell off by a substantial amount at 40Hz as fig 2. The filter shapes at 100Hz, 1kHz and 10kHz are as fig 3 which shows that the filters are fairly wide, but this is of little significance for general frequency response alignment.

Checking the centre frequencies of the filters showed that most were aligned within $\pm 2.5\%$ of the nominal frequency but five filters were outside this limit with worst cases of -5.4% and +6%. Again it would appear that the factory alignment could well be improved.

The rectifier characteristics indicated that a peak rectifier was used, which is fine for measuring the level of recordings, but a disadvantage for equipment suffering from phase shift, where an rms rectifier is often essential.

The fast and slow display speeds showed that for some reason the 800Hz filter didn't behave in the slow mode. In the fast mode the response time reached the final steady state reading on the application of a tone burst, at 20ms, with the fallback time to no reading being 400ms with no hold. In the slow mode response time was 350ms with a fall time of 15s. While no claim is made about meeting standards, this performance is very far from the standard for sound level meters.

Summary

Although the RCF spectrum analyser provides a useful display of an audio frequency spectrum it cannot be used for measuring sound pressure levels, as many other analysers can. Also it is perhaps surprising that it doesn't incorporate a wideband level display.

The performance accuracy of the factory alignment leaves something to be desired but if this is improved the instrument will be useful for room alignment and many other tasks. However, the review sample was not adequately accurate for such tasks as aligning professional studio equipment.

Hugh Ford

agony

Owing to an ageing Calder 12/4 mixer and lack of finance, we have in collaboration with our Physics and Biology Dept come up with ARM (Automated Reflex Mixer).

University of York



**TRIDENT SERIES 80, NEW
DELIVERY APRIL
32 INPUTS, 24 GROUPS,
24 MONITORS**

Used Equipment

Trident 'A' Range 40 Way Frame, 32 x 24 x 24	£27,000
Trident 'A' Range, 30 x 16 x 24	£20,000
M.C.I. 400, 28 Inputs, Light Meters, 1 Year Old	£18,000
M.C.I. 400, 28 Way Frame, 20 Inputs	£14,000
Trident 'B', 40 Inputs, 24 Monitors	£12,000
Amity Schroeder 16 x 16 A & D Comp/Lims, PPMS	£2,500
Allen & Heath 16 x 8 x 16, Mod II	£1,800
Allen & Heath 30 x 8 x 24, Mod II	£3,500
Helios 36 x 24 x 24	£12,000
Tweed Audio 10 into 4	P.O.A.
Neve 18 x 4 x 16	£12,000
Ampex MMI 200 24 Track Auto Loc & Remotes	£16,500
Ampex MMI 000 16 Track	£6,500
3M M56 16 Track	£5,500
Soundcraft Series II Mixer, 16 into 8, one yr. old	£2,500
Otari DP40/50 Copier, 6 at 8 Times + Revox + Shrink Wrap	£3,500
Neumann USS Lathe, Stereo	£13,000
Studer J37 4 Track, 1/2" and 1" H/Blocks 1700 Hrs	£1,600
Studer C37 Stereo, New Heads	£1,200
Studer A62 Stereo	£1,200
Scully 280 8 Track	£3,500
Studer A80 8 Track	£6,000
D.B.X. 216 16 Track Noise Reduction Units	£2,500
Lockwood Majors with Tannoy Reds	£500
Cadac Monitors with Audix Amps	£800
Urie Limiters	£275

New Equipment

B.E.L. STEREO FLANGERS	£450
B.E.L. 8 TRACK NOISE REDUCTION	from £500
B.E.L. STEREO NOISE REDUCTION	£130
AIRDALE MIXING CONSOLES, 32 x 24 x 24	£10,000
TRIDENT CONSOLES/REBIS/M.X.R./ AUDIO & DESIGN/BOSE/A.M.S./LOFT STEREO SOUNDS MONITOR CUBES	pair £70

All above prices are exc. V.A.T.

WANTED DOLBY UNITS URGENTLY

Don Larking
Audio Sales


50 CHEAPSIDE, LUTON, BEDS.

Tel: 0582 27195/26693


Telex No. 825488

THE PROFESSIONALS SHOP

**Standards
to maintain?**



Write or ring today for details
of the 'dynamic range'



Wayne Kerr Radford audio test equipment can set the standards
in broadcasting stations, recording studios and wherever rapid,
accurate and high-sensitivity audio measurements are vital.



Wayne Kerr Radford

Wilmot Breeden Electronics Limited

Durban Road · Bognor Regis · West Sussex PO22 9RL · England
Telephone Bognor (0243) 825811 · Telex 86120

EMT 422 flutter meter



MANUFACTURER'S SPECIFICATION

OSCILLATOR

Frequency: 3150Hz.

Frequency change: $\pm 0.3\%$ by pushbutton.

Outputs: 1V from a source resistance of 100 Ω and 100mV from a source resistance of 100 Ω .

INPUT CIRCUIT

Test frequency: 3150Hz $\pm 6\%$.

Input impedance: 100k Ω .

Input voltage range: 40mV to 3V automatically compensated internally.

Measuring ranges: 0.1%, 0.3%, 1%, 3% and 10%.

MEASUREMENTS

Measurement of flutter to: a) weighting curve according to IEC/DIN/ANSI; b) linear from 0.2Hz to 300Hz (-3 dB); c) bandpass filter, 20Hz to 300Hz (-3 dB); d) lowpass filter, 0 to 2Hz (roll-off 6dB/octave); e) external filter. The ballistic behaviour is according to IEC/DIN/ANSI.

CONNECTIONS

External filter connections: output to filter 2V peak-to-peak from a source resistance of less than 200 Ω . Input from filter 0.5V peak-to-peak with an input load greater than 100k Ω .

Level recorder and oscilloscope outputs: REC 1 and REC 2: 2V peak-to-peak output from a source resistance of less than 200 Ω . SPEC output 1V dc for a source resistance of less than 200 Ω .

GENERAL

Power requirements: ac input 100-120V or 200-240V 50/60Hz, 15VA.

Dimensions (whd): 294 x 146 x 240mm (11 $\frac{1}{2}$ x 5 $\frac{1}{2}$ x 9 $\frac{1}{2}$ in).

Weight: 2kg (4.4lb).

Price: £596.

Manufacturer: EMT-Franz GmbH, Postfach 1520, D-7630 Lahr, West Germany.

UK: FWO Bauch Ltd, 49 Theobald Street, Borehamwood, Hertfordshire.

THE EMT 422 flutter meter is very much a simplified version compared with other EMT wow and flutter meters. Such facilities as sigma memories aren't included but, apart from the IEC weighting, the 422 does include a lowpass and a bandpass filter for wow and flutter analysis. Furthermore the instrument can be fitted with an optional threshold monitor, which is a valuable addition for production line testing where the operator only has to observe three lights instead of reading meters.

The front panel is dominated by two meters, one for indicating drift and the other for wow and flutter but identified as 'FM-Peak-value' for some reason. The sensitivity of both meters is controlled by a row of five interlocking pushbuttons. These provide wow and flutter sensitivities of 0.1, 0.3, 1, 3 or 10% on the

meter, which is clearly scaled from zero to 10 and zero to three. The drift or 'deviation' meter is as usual a centre zero instrument with scales of plus/minus 3% and 10% providing a maximum full-scale drift indication of $\pm 0.1\%$.

Beneath the drift meter is the drift set zero potentiometer control which I found rather fiddly to adjust on the most sensitive ranges and could well be replaced with a multiturn potentiometer, or fine and coarse controls. With no incoming signal to the instrument's input, the wow and flutter section may be connected to the internal oscillator, thus allowing the drift meter to be set to zero for a 3150Hz input. A spring-loaded toggle switch allows the internal oscillator frequency to be changed by 0.3% for checking the calibration of the drift meter.

Bottom left of the instrument are the

oscillator outputs at nominal 100mV and 1V levels, and the input which covers a wide range of levels without adjustment. All front panel connections are via 3mm banana sockets, black for ground, red for outputs and green for inputs. Unfortunately these connections aren't on the standard $\frac{1}{2}$ in (19mm) spacing.

Similar sockets arranged in the bottom right-hand corner provide for an external weighting filter and external recorders or analysers. Five interlocked pushbuttons beneath the wow and flutter indicator select the filtering between linear 0.2Hz to 300Hz (-3 dB), bandpass 20Hz to 300Hz, IEC weighted, lowpass dc to 2Hz with 6dB per octave roll-off or the use of an external filter.

The wow and flutter metering ballistics are controlled by a toggle switch next to the meter, which selects either IEC standard ballistics or a non-standard 'slow' condition which can often be a useful addition.

Reverting to the auxiliary outputs for recording or analysis, the 'Rec 1' output provides the ac flutter meter signal without rectification, this being useful for spectral analysis of the wow and flutter components. The 'Rec 2' output gives an output corresponding to the drift meter's input and is therefore effectively a dc output corresponding to the drift or speed deviation. Finally the 'Spec' output which is an ac signal corresponding to the flutter meter's indication, including the time constant, and is useful for recording variations in the IEC weighted wow and flutter in relation to time.

The final front panel feature is the optional threshold monitor facility, appearing as three lights: red, yellow and green, plus a recessed 3-pin DIN socket. Normally, the standard programming plug is inserted into the socket and when the indicated wow and flutter reaches 50% full-scale deflection the green light is illuminated, the yellow at 30% and the red at 70%. However the threshold at which the yellow and red lamps are illuminated may be set to any value by altering two resistors in the programming plug so that the illumination of the green and yellow lamps can be set to a 'pass' wow and flutter level, and the red lamp to a 'fail' wow and flutter test level—very simple for production line use with relatively unskilled labour.

The IEC standard power connection with adjacent voltage selection and properly identified mains fuse is at the instrument's rear. A 5-pin 180° DIN socket provides a stereo connection to DIN equipped devices for input and output, and another 5-pin, but 270°, DIN connector is associated with the threshold monitor system. The threshold monitor includes relays which operate at the green, yellow and red thresholds, and an isolated relay common, plus a contact from each relay, is brought to this connection. According to the position of jumpers on the threshold monitor board these connections may be normally open or closed contacts.

The base of the U-shaped chassis is covered with the master printed circuit board which

THE ULTIMATE DIGITAL SYSTEM AVAILABLE NOW FROM PRO AUDIO SEATTLE

supports all components except the oscillator and threshold monitor boards; these plug into the master board. While component identifications are rather sparse, the handbook includes good layout diagrams and circuits, and the well spaced components ease servicing. However the 422 includes 19 preset potentiometers (which seems an excessive number) and no alignment instructions are provided in the instruction manual.

Overall the standard of components, and mechanical and electrical construction is to a high standard and the clear front panel layout and uncluttered controls make the instrument simple and quick to use.

The modus operandi

As is not uncommon, the input signal to the measuring section is fed to an automatic gain control amplifier to deal with a wide range of signal input levels. However, after this stage the design is interesting, it doesn't use the conventional type of discriminator, but uses a phase locked loop form of demodulation instead.

The signal from the input amplifier is fed to a comparator which compares the input frequency with that of a 3150Hz signal, derived by dividing down a 200kHz VCO; which works at 200kHz in order to obtain the necessary frequency stability to measure low values of wow and flutter.

The output from the phase comparator passes to a lowpass filter to remove noise and on to a dc amplifier which provides a dc signal to control the VCO; this dc signal is a representation of the frequency error of the input signal, and hence the demodulated frequency modulation components. Thus, the output of the dc amplifier is fed to the metering and weighting section of the wow and flutter meter, directly feeding the deviation meter via a switched gain amplifier controlling the sensitivity.

In other respects the instrument is conventional, and perhaps surprisingly the oscillator from which the output frequency is derived is of an R/C design rather than a crystal.

The performance

Initial attention was directed at the 3150Hz internal oscillator which delivered 0.85V rms at the 1V front panel output from a source impedance of 99 Ω , or 87mV at the 100mV outputs at the front and rear panels from a source impedance of 92 Ω —all satisfactory for domestic or professional use.

Bearing in mind that this is an R/C oscillator, the frequency stability is good but the drift of about $1\frac{1}{2}$ parts in 10^4 (0.015%) over the first hour from switch-on could lead to significant errors when measuring the drift of professional recorders (fig 1). After this initial change in oscillator frequency the frequency stability was excellent.

The accuracy of the drift meter was checked at four points on each range and is generally very good, but for some reason showed an increased error at the -5 point (Table 1). 88 ►



Why wait for the ultimate? Pro Audio Seattle is the West Coast Headquarters for the Lexicon 224 Digital Reverberator and the Lexicon Primetime digital delay. The combination offers time domain effects and natural reverberation not possible before. Consider this:

The Lexicon Model 224 is the industry's first reverb with built-in control memory to provide instant push button recall of previous settings including bass and mid decay times from .6 to 70 seconds and pre-delay up to 256 milliseconds. Programs available today include acoustic chamber, concert halls and plates that out perform the best mechanical plates made.

Now for the best part. Pro Audio Seattle can deliver your Lexicon digital system today. Cost for 224 Reverberator with 4 programs, plus Primetime digital delay and Anvil flight case is \$9,400 in U.S. funds. Washington State residents add 5.3% tax. Call or write Craig Ingle for direct sales both national and international.

11057 8th Avenue NE
Seattle, Washington 98125
(206) 367-6800

**PRO
AUDIO
SEATTLE**
Professional Audio
Equipment & Services

TABLE 1

Indication	Actual Drift Range				
	0.1%	0.3%	1%	3%	10%
+10	0.098%		0.98%		9.74%
+5	0.051%		0.506%		4.94%
+3		0.298%		2.98%	
+2		0.20%		2.03%	
-2		0.209%		2.07%	
-3		0.305%		3.01%	
-5	0.054%		0.524%		5.24%
-10	0.102%		1.02%		10.21%

The accuracy of the 0.3% offset in oscillator frequency for calibration purposes was good at 3.008%, with the set zero control of the drift meter allowing the use of input frequencies within +4.79% to -4.94% of the nominal 3150Hz, thus just allowing the use of 3000Hz recordings if it is required to use records for this old standard frequency.

The front and rear panel inputs to the flutter meter were identical, with a minimum input requirement of 35mV into 255kΩ in parallel with 570pF for the illumination of the signal present indicator on the front panel. Similarly the input from the external filter had a sensible input impedance of 96kΩ in parallel with 170pF.

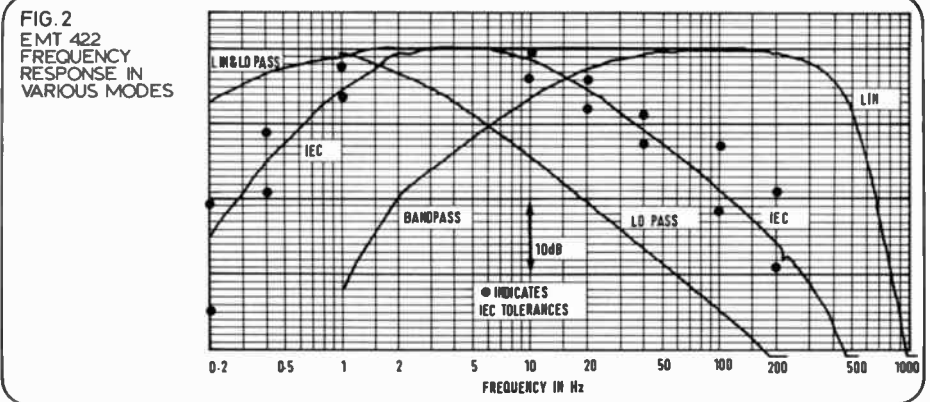
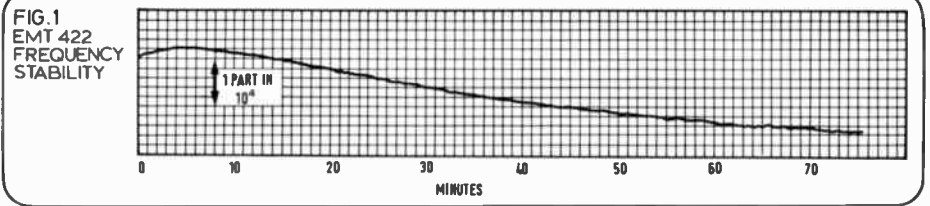
The filter output is always 'live', which can be a useful feature with the output voltage at 0.962V corresponding to full-scale deflection of the flutter meter with a source impedance of 200Ω. The 'Rec 1' output, which is ac weighted wow and flutter, had an output voltage of 1.03V peak-to-peak from 169Ω; the 'Rec 2' output which is the dc drift component +0.998V to -1.01V for full-scale drift indication to 201Ω; and the 'Spec' output being the rectified input to the flutter indicator, an output voltage of 1.01V dc for full-scale deflection—all these are accurate levels satisfactory for feeding most recorders.

The characteristics of the weighting filters and the frequency response of the instrument in fig 2 shows that the IEC weighting curve is very close to the centre line of the IEC tolerances. Also the other filters are close to the manufacturer's specification and provide useful measuring facilities for determining the source of wow and flutter.

The actual accuracy of the wow and flutter indication was good and within 5% of full-scale deflection on all ranges; there was no sign of beating effects with the internal oscillator at very low levels of wow and flutter—a fairly common complaint.

Also amplitude modulation of the input signal has no significant effect upon the flutter indication, with the presence of 20% mains hum in the input signal not having any effect on the indication. However, a peculiarity was noticed during measurements, the effect of which was to give different flutter indications on rising and falling input frequency. This effect became very apparent when testing the instrument for correct peak indication by rectangular bursts of frequency variation in one direction repeated at 1Hz, as called for in the standard.

Subsequently it was found that this peculiarity only occurred if the drift meter had not been set to zero. All was well with



the drift meter at zero but the performance became asymmetrical if the drift meter was near full scale deflection.

The effect of positive and negative bursts was very different, as shown in Table 2, for various burst lengths.

TABLE 2

Burst Length	Percentage Full Scale Deflection		
	Positive Burst	Negative Burst	Standard Requirement
100ms	102%	110% (appr)	100 ± 4%
60ms	87%	93%	90 ± 6%
30ms	60%	67%	62 ± 6%
10ms	23%	29%	21 ± 3%

At the time of writing it wasn't known if this was a peculiarity of the review sample, and the UK agent will be investigating further samples of the instrument to see if the same fault appears.

Summary

Subject to exercising caution about the above this is a very well made instrument. The performance is generally good and with the exception of the drift set zero control being rather coarse in action the instrument is easy to use.

If to be used for factory production line work the optional threshold monitor facility is particularly valuable with the ability to set any desired thresholds.

Hugh Ford

10 OUTLET DISTRIBUTION AMPLIFIER 2

One floating input, 10 floating outputs at 600 Ohms for general studio work or feeding multiple slave pa amplifiers. They are used extensively during press conferences and state occasions to provide sound feeds to radio and television networks, and Stabilizers are also used in the public address system to reduce howl-round. Over 200 line feeds were in use during the Pope's visit to Eire.

DISTORTION, all outputs loaded, at +12dBV.7.
1kHz —84dB, 0.005%
30Hz—20kHz —64dB, 0.05%
INTERMODULATION DISTORTION 50Hz + 7kHz, 4:1
Output +12dBV.7. —84dB, 0.005%

The unit meets the IBA 'signal path' specifications and is available as a complete unit or as a set of all parts excluding the case and XLR connectors.

Stereo Disc Amplifier 2 • Stabilizer • Frequency Shift Circuit Boards • Peak Programme Meter Drive Circuits and Ernest Turner Movements • Chart Recorders • Peak Deviation Meters • Moving Coil Preamplifier.

SURREY ELECTRONICS
The Forge, Lucks Green, Cranleigh, Surrey GU6 7BG
Telephone 04866 5997



WELL PROVEN SERIES III

low noise wide frequency response - lots of goodies

INPUT CHANNEL

Separate Microphone and Line input level potentiometers. Single Mic/line input master control with local 'reverse input' switch, channel input phase reverse, Mic attenuator, 3 treble and base frequencies, swept mid EQ., -12 db/Oct hi-lo filters, 4 independent Echo/FB sends with pre/post switch, 8 group and master stereo (remix) routing. In place channel solo, PFL (or AFL) listen, channel selection to master cut buss. Ch direct outputs, 48v phantom Mic power.

GROUP ROUTING AND RE-INSERT

Full panel mounted routing of any group o/p to tape input - no patching. Re-insert of main groups to the stereo group outputs via pan pots.

MONITORING

LI/LO of the multitrack, stereo (remix) or copy machines. Monitor dim, mono, graphic display of monitor levels 2 cues (FB) and one echo send. Monitor state indicated by red or green LED's.

AUX LINE INPUTS

8 (option 12) equalised line input channels with stereo routing and pan to all main groups and monitor circuits, plus sends to channel and monitor cue lines.

P & G faders throughout, comprehensive patch facilities - parallels and spares, switchcraft in/out connectors, PSU, patch cords, maintenance kit, many customer facilities available - PPM's, film pan pots, fader packages with 6 channel muting busses etc.

AGENTS:

Canada C.O.R.A. Inc.
131-18eme Rue, 1046 Quebec P.Q.,
Canada Tel. 418-522-1397

Denmark Audiophl
Howitzei, 49-1, 2000 Copenhagen,
Denmark Tel. 134 1622

Netherlands & Belgium Pieter Bollen, Geluidstechniek bv,
Hastelweg 6, Eindhoven,
Holland. Tel. 40 512777/520662

South Africa Prosound,
Elkham, Upper Level Pretoria Street,
Hillbrow, Johannesburg 2001,
South Africa. Tel. 642-8721/1209

Spain Telco Sociedad Limitada, Gravina 27
Madrid, Spain. Tel. 1 2317840

France Reditec,
62-66 Rue Louis Ampere,
93330 Neuilly/Seine, France
Tel. 300 96 30

W. Germany Elmus GmbH,
D1 Berlin 12,
Herderstrabe 16,
W. Germany. Tel. 030 312 20 12

Acoustics Audio Import
Curtiusstrabe 85,
4300 Essen 1. Tel. 0201 70 17 34

U.S.A. (Brochure Service Only)
Keith Monks Audio (USA),
652 Glenbrook Road,
Glenbrook CT 06906
Tel. (203) 348-4969

Raindirk Limited Downham Market Norfolk Tel. 03663-2165 Telex No. 817737

AUDIOMIX SYSTEMS COMPANY

67 UNION STREET
NEWPORT PAGNELL
BUCKS.

TELEPHONE 0908 611831

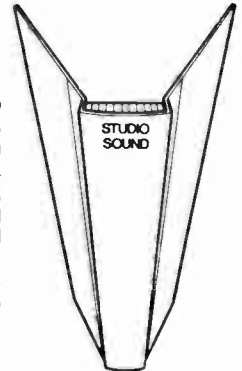
STUDER A80, 24 Tracks, 1 year old ...	£19500
3M M79, 16 Tracks, 3 years old	£11500
3M M56, 16 Tracks	£7500
AMPEX MM1000, 16 Tracks + 8T H/B ...	£7000
SCULLY 280, 16 Tracks, v.g. condition ...	£7500
SCULLY 280, 8 Tracks	£3200
BRENELL Mini 8, as new	£3200
STUDER A80, 16 Tracks	£11500
STUDER A80, Stereo	£2000
TRIDENT B, 24 x 16 x 16	£13500
TRIDENT B, 24 x 16 x 16, new	Offers
MCI 400, 20 x 20 x 20, prewired 24 ...	£10000
STUDER 189-460VU, excellent condition	£14000
CADAC E, 24 x 16 x 16, as new	£17000
TRIDENT B, 24 x 8 x 24, 3 years old ...	£12000
MCI 400, 28 x 28 x 28, 2 years old ...	£17000
TRIDENT A, 30 x 16 x 24, 4 years old ...	£18000
HELIOS, 32 x 24 x 24, 5 years old ...	£23500
DOLBY M16	£4200
DOLBY M8	£2800
DOLBY A361, each	£290
EMT, Gold foil	£3300
NEUMANN U47 microphones valve ...	P.O.A.
NEUMANN U67	P.O.A.
HARMONIZER 910 read out, 1 year old	£900
EVENTIDE Phaser	£225
AUDIO DESIGN Autophaser	£200
NEUMANN Cutting Lathe, Stereo ...	£7000
NEUMANN Lathes, various from	£2500

PE — For the best
Music or Speech
O.B.—Studio cable link
PARTRIDGE ELECTRONICS
APPROVED INTERFACE EQUIPMENT

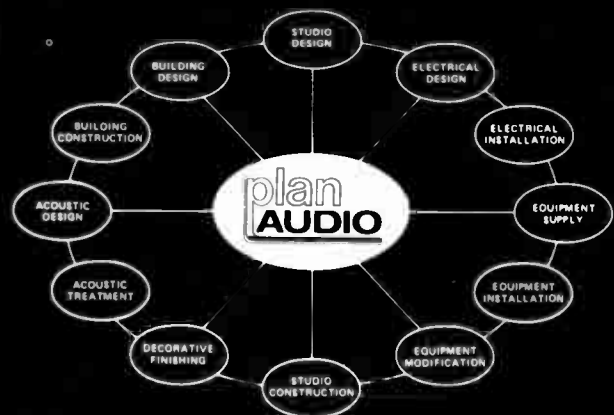
DIAL 03745 3256 NOW!
56 Fleet Road, Benfleet, Essex SS7 5JN

Get binding!

Keep your copies of **STUDIO SOUND** in smart black binders (each holds 12 copies) with title in golden block letters on the spine. Price: £2.00 each which includes inland and overseas postage. Send your order with cheque or postal order to: Modern Book Binders Ltd. Chadwick Street, Blackburn, Lancs. (state clearly your name and address and the relevant magazine title).



LINK HOUSE GROUP



**A COMPLETE SERVICE
TO THE MUSIC INDUSTRY**

PLAN AUDIO —

9 SOUTH STREET, EPSOM, SURREY, ENGLAND EPSOM 41822

S.S.E. HAVE GOT YOU COVERED



JBL

If you're one of the 50 million who don't live in London — its worth contacting the Midland's leading pro-sound company.

MAIN DEALERS

GET IT ALL.

Amplifiers — Amcron, Turner, RSD, New HH MOS-FET range.

Compressor/Limiters — Ashly, DBX, Audio Design and Recording.

Cables and Connectors — Belden Multicore + Mic cable, multipins, Cannon XLR and Neutric connectors (at low, low prices!) panel work, cabling systems custom-built to order.

Effects Units — Roland, MXR, Furman Sound, Dynacord, Klark-Teknik.

Graphic Equalisers — MXR, ProAudio, Klark-Teknik.

Mixers — Amek, Teac/Tascam, Studiomaster, T.A.C.

Microphones — Shure, A.K.G., Beyer.

Mikestands — Complete Beyer range at discount prices plus range of spares and accessories.

Speakers — main stockists of J.B.L. and A.T.C. Complete J.B.L. after-sales service — re-cones, spares, diaphragms.

Studio Monitors — J.B.L. and Tannoy.

Tape Machines — Teac 4 and 8 track, 19" cassette by Teac and Sansui.

S.S.E. offer professional discounts plus a complete custom building facility of cabinet and case making at our centrally-located premises.

Next time you need either professional equipment or sound advice — check us out before rushing to London. You'll find we've got you covered!



Sigma Sound Enterprises,
Faraday Road, Lenton, Nottingham.
Telephone: Nottingham (0602) 783306

THE ANSWER

to all your musical timing problems

MCG-5

METRONOME AND CLICK TRACK GENERATOR

Highly accurate digital setting allows music to be timed to a fraction of a second.

Users in film, radio and TV including Thames Television in the making of the highly acclaimed "Hollywood" series.

Prices from £185.

Redpost Electronic Products Limited,
72 Bolton Crescent, London SE5 0SE. Tel: 01-735 7449.

REDPOST



"This 24-24 Cadac Desk which has produced numerous hits is for sale at a very competitive price and can currently be seen in Surrey. For further details contact Mr. Martin on: 734-9627."

Classified Advertisements

Advertisements for this section must be pre-paid. The rate is 22p per word, minimum £4.40. Box Nos. 60p extra. Semi-display rates on application. Copy and remittance for advertisements in JUNE 1980 issue must reach these offices by 1st APRIL 1980 addressed to: The Advertisement Manager, Studio Sound, Link House, Dingwall Avenue, Croydon CR9 2TA.

Note: Advertisement copy must be clearly printed in block capitals or typewritten.

Replies to Box Nos. should be addressed to the Advertisement Manager, Studio Sound, Link House, Dingwall Avenue, Croydon CR9 2TA, and the Box No. quoted on the outside of the envelope. The district after Box No. indicates its locality. **SEX DISCRIMINATION ACT 1975:** No job advertisement which indicates or can reasonably be understood as indicating an intention to discriminate on grounds of sex (e.g. by inviting applications only from males or only from females) may be accepted, unless (1) the job is for the purpose of a private householder or (2) it is in a business employing less than six persons or (3) it is otherwise excepted from the requirements of the Sex Discrimination Act. A statement must be made at the time the advertisement is placed saying which of the exceptions in the Act is considered to apply.

The attention of advertisers is drawn to "The Business Advertisements (Disclosure) Order 1977", which requires that, from 1st January 1978, all advertisements by persons who seek to sell goods in the course of business must make that fact clear. From the above date, consumers therefore should know whether an advertisement relates to a sale by a trader or a private seller.

SERVICES

★A quality pressing and duplication service provided to studios, etc. Complete with cutting, processing, labels, sleeves, art work, inlays, etc. Minimum order for LPS—250, singles—500, cassettes—250. Example price for complete 46 minutes cassette to include mastering, printed label and library case, on Agfa tape—74p each plus VAT. For further details: SRT Record and Tapes Ltd., 01-446 3218. X

IF YOU NEED . . .

Cassette Duplication Empty Tape Spools
Blank Cassettes White Tape Boxes
½" Tape 8T Cartridge Bodies
Leader Tape Lubricated Tape
Splicing Tape Head Cleaner Tape
Why not ring us on 01-399 2476/7 and let us quote you for your next requirements.

MEDIATAPE LIMITED, 29a Tolworth Park Road, Surbiton, Surrey.
01-399 2476/7

COUNTY RECORDING SERVICE

From your tapes we cut master discs, demo discs, using our Scully lathe fitted with the latest ME/76 UK stereo disc-cutting system.
Dolby 'A', Dolby 'B' and DBX Noise Reduction.
Telephone Bracknell (0344) 54935.
London Road, Binfield, Bracknell, Berks, England

TAPE to TAPE

Cassette and Reel to Reel copying service. High speed or one to one.

Rapid top quality service. No minimum.

01 388 - 5392

CENTRAL LONDON

SPR

SPEECH RECORDING
CASSETTE DUPLICATING
OPEN-REEL DUPLICATING
LANGUAGES/AUDIO-VISUAL

SPEECH-PLUS RECORDINGS LTD

32, PAGES WALK, SOUTH WARK, LONDON SE1 4SB.

01-231 0961/2

Our Business is Sound

Cassette and open reel copying in large and small runs.

Blank cassettes supplied between C-3 and C120.

Dolby A and B facilities available.

Studio facilities available for voice-overs.

Design, artwork and print service.

Established suppliers to most of the major publishing houses and Examining Bodies.

SOUND COMMUNICATION



Field House, Wellington Road, Dewsbury, West Yorkshire WF13 1HF. Telephone 0924 451717

CASSETTE DUPLICATING inc L/case-label and inlay card printing

Quantity	C1-10	C11-20	C21-30	C31-40	C41-50	C51-60	C61-70	C71-80	C81-90	C91-100	C101-110	C111-120
10-49	51p	53p	55p	59p	63p	67p	72p	80p	87p	97p	107p	117p
50-99	48p	50p	52p	55p	58p	61p	68p	76p	84p	94p	104p	114p
100-149	47p	49p	51p	52p	54p	56p	63p	72p	79p	89p	99p	109p
150-249	43p	45p	47p	48p	50p	52p	60p	69p	74p	84p	94p	104p
250-499	41p	43p	45p	46p	47p	48p	56p	64p	70p	80p	90p	100p
500-999	39p	40p	41p	42p	43p	44p	51p	59p	67p	77p	87p	97p
1000+	33p	35p	37p	38p	40p	42p	48p	54p	64p	74p	84p	94p
10,000+	32p	34p	36p	37p	39p	41p	47p	53p	63p	73p	83p	93p

R.F.W. RECORDING SUPPLIES 50 Bedford Lane, Feltham, Middlesex. Tel: 01-890-6460

STUDIO ACOUSTIC DESIGN



Acoustic Technology Limited

58 The Avenue
Southampton
SO1 2TA
Tel 0703 37811

320 Dresser Tower
601 Jefferson
Houston Texas 77002
Tel 713/759-9768

HIGH SPEED CASSETTE COPYING IN MONO OR STEREO AT COMPETITIVE PRICES

Long or short runs.

Blank cassettes supplied in bulk.
A growing reputation for reliability.

**MORARD SOUND PRODUCTIONS
THORNTON HEATH, SURREY**

Telephone 01-689 7424

SHORT-RUN CASSETTE DUPLICATING

Hi-Speed Mono One to One stereo. Minimum 10 copies. 36hr service.

From 32p each inclusive.

Write or phone for rate card to:

SIMON STABLE PROMOTIONS
Inglenook, West End, Launton, Oxon
Tel. 08692-2831 (Bicester)

TAPE COPYING SERVICES

We specialise in short run cassette duplication.

NO JOB TOO SMALL

Fast turnaround, reliable service

LOW COST

STEREO—MONO—PULSED

01-723 6301 (Baker Street)

CASSETTE COPYING IN THE MIDLANDS

Specialists in short run productions. Prices from 1p per minute, inc. cassette and library case. Label and inlay card printing, plus services and supplies for film, disc and AV productions.

Write or phone for rate card to:

AUDICORD RECORDS
10 The Chapel, Shilton Road, Barwell, Leics LE9 8HB. Tel. 0455-47298 (24 hr. answering service)

★Pressings of classical quality (colour also), promptly manufactured from your master tapes. Sleeve printing, mailing service. Studio or mobile units for master recording. Specify requirements to Mike Bull, Sound News Studios, 18 Blenheim Road, London W.14 1ES. Tel. 01-995 1661. F

SOWTER TRANSFORMERS

MICROPHONE, TRANSFORMERS, RECORDING, PUBLIC ADDRESS ANY TYPION.
 WITH 37 YEARS OF EXPERIENCE
 we have the know-how to produce
 on to our very successful
 MICROPHONE COMBINER TRANSFORMER
 type 4079

Impedance 200ohm primary and two secondaries. It will handle up to 2.3 volts at 20kHz and has a frequency response of plus/minus 3dB from 20Hz to 20kHz. It is contained in a Mumetal Can 33mm diam x 37mm high and WORKING DETAILS OF THE CONSTRUCTION OF A SPLITTER ARE AVAILABLE ON REQUEST.

WE HAVE AVAILABLE STANDARD DESIGNS OF OUTPUT TRANSFORMERS WITH EXCEPTIONAL PERFORMANCE FOR ALL TYPES OF VALVE AMPLIFIERS.

E. A. SOWTER LTD.
 Manufacturers and Designers
 P.O. Box 36 Ipswich IPI 2EG England
 Tel. Ipswich (0473) 52794 and 219390

★Cassette duplicating. High speed from open reel master. Both sides mono or stereo. Mid West Sound. Tel. (0635) 49194. D

STOP PRESS

NOW AVAILABLE FROM FELDON AUDIO

We can supply single edged razor blades for your tape editing

Not usually obtainable in the UK

£5.00 per 100
 While stocks last
 (Plus VAT)

Feldon Audio Ltd.
 126 Great Portland St.
 London W1N 5PH
 Telephone 01-580 4314

PRODUCERS, ENGINEERS AND MUSICIANS

Professional tape copying at very competitive rates. Reel to reel, reel to cassette, a speciality. Utmost attention to quality, no high speed duping, all 1 to 1 with care. Call now for a quote.

Telephone: 01-388 5292/3/4

FOR HIRE

★Studio equipment hire. Revox, Teac, Tascam, JBL, Tannoy, etc. Excellent rates: complete packages available. Delivery/collection arranged. Details from 0432 52016. D

STUDIO FACILITIES

★Fanfare Records. Tape-disc pressings, demo's masters, any quantity. Studio/mobile Neumann disc cutter. S.A.E. brochure. 1 Broomfield Close, Rydes Hill, Guildford, Tel. 0483 61684. X

★Vinyl pressings from your tapes. Labels. S.A.E. for list. Deroy Records, P.O. Box 2, Morecambe, Lancs. X

★Disc Cutting master and demos, pressings, cassettes, mobile recording studio. Free brochure. TAM Studio, 13a Hamilton Way, London N.3. Tel. 01-346 0033. X

FOR SALE—TRADE

★Add accurate level control to your mixer with the Cathedral LA3 comp/limiter module. Excellent performance at moderate cost. Build your own mixer with Cathedral low noise channel modules dispatched post free to any part of the world. Cathedral Sound Ltd., Fourways, Morris Lane, Halsall, Lancs L39. Tel. Halsall (0704) 840328. X

★Yorkshire Erricks of Bradford. Tascam, JBL, Bose, AKG, Beyer, Calrec, Revox, Ferrograph, Spendor. Sales, servicing, exchanges, leasing. Bradford (0274) 22972 (Paul). X

Load your own Cassettes

CASSETTE LOADING MACHINES FOR SALE

Due to substantial investment in fully automatic assembly equipment, semi automatic Superscope, King and Recotec cassette loading equipment is available for sale prices ranging from £2,000 to £2,500, depending on type.

Ring Derek Clark at Eastbourne (0323) 638211.

★B. and A. Systems eight station high speed reel to cassette stereo copier. Not used since recent overhaul by manufacturers. Condition as new. Genuine reason for sale. Buyer collects. Telephone 01-689 7424. M.S.P., Thornton Heath. D

★Ex demonstration equipment for quick sale. 16/8 with 16 track monitoring and 12/8 console with comprehensive facilities. For further information ring (057 32) 3777. D

★Telephone answering machines for outright sale. Latest design. £180 inclusive. C.S.S., Arrow Road, Redditch B98 8NN. Telephone (0527) 43169. E

★Superscope Cassette Winders £2,500. Electro-sound £395. Recortecs £2,800. Otari £2,500. King (semi-automatic) £2,800. Full details: Selecta Sound, Freepost, Romford RM2 1BR. Tel. 04024 53424. D

★Endless cassettes, tape duplicating, music cassettes (50p), chrome (65p). Bulk cassette tapes from 15p. John Smalles, Selecta Sound, Freepost, Romford RM2 1BR. Tel. 04024 53424. D

★Nagra IVL with 50Hz crystal and QSLI synchroniser, £1,800 exc. VAT. Also EMI TR52 7.5 and 15 i.p.s., 2-track version, as new £100. Tel. 01-940 6276. D

★Bose 802 speakers with equalisation, £499 per pair or £473 without equalisation. Amcron DC 300 £530 and D150A at £335. All prices plus VAT. Contact Geoff Yates, C.A.V.S. Ltd. 01-363 6125. X

16 track Scully good heads with remote (Ex Pink Floyd). Offers around **£4,000** plus V.A.T.

Telephone 01-534 5472 (24 hours) or 01-505 1110.

4 Otari Despoolers Model 6700 (includes quantity of spares), each	£400
1 Otari Despooler Model 6700 (suitable for break up and further spares only) ...	£100
2 Automatic King Despoolers Model 760, less than 1 year old (including spares), each	£5500
1 Telex Model 300 2-channel Cassette Copier (Reel to Reel Master plus 9 cassette slaves, some spares and test equipment) ...	£1250
1 'L' Sealer for heat shrink film	£400

(Prices excl. VAT)

The above can be viewed at:
JAMES YORKE LTD.
OAK HOUSE, HIGH STREET,
NORTHLEACH, GLOS.
 Please telephone Northleach 509 for an appointment. Any reasonable offer considered.

★New Wollensak cassette copiers directly imported by C.A.V.S. Ltd., cost less and have full service/spares back up. E.g. Wollensak 2770 still costs £999 plus V.A.T. Also available Telex Copuette at £299 plus V.A.T. and all other Wollensak, Telex, Pentagon similar units. Contact Yates, C.A.V.S. Ltd., 01-363 6125. X

★Professional Maxell 1in. U.D. tapes, 2,500ft. about 20 pcs £12 each. 1/2in. £7 each. Ring-01-399 0966 during office hours.

FOR SALE—PRIVATE

★Leavers-Rich 1in. 8 track tape machine with Richardson electronics. Regularly serviced and maintained. £2,100 o.v.n.o. 01-987 1681. D

★Uher 4100 Report V tapedeck, in real leather case. Complete with built-in accumulator, mains charger unit, Sennheiser microphone and many other accessories—all recently cleaned and overhauled, £240. Michael Elliot, Mountfield House, Mountfield Road, Lewes East Sussex. D

★Two Telex 300 cassette duplicators, excellent condition. Superb bargain. Contact Allan Smith, 01-385 4940. D

★For sale, M.C.I. JH 400 24 x 16 x 24 with a new design including producer desk and an auxiliary rack desk created by the studio. £10,000. Call Pierre, Studio Harryson, Paris 843.31.25. D

★Nagra SNN 111 SAR. SMR CK1, CK2, CK5, tape, etc. £1,350. Nagra 111, AKG D224E £950. DSM £500. Vortexion 4 channel mixer £25. 021 704 1663. D

★TEAC 80-8 with DX-8 unit in Turnkey console, complete with leads. Looking for around £2,500. Contact Immedia Production on 01-381 2634. D

★Lockwood Monitors: Majors, as new, white. £635 pair; LE1's, good condition, £380 pair, Wanted: Altec 604/8G's. 01-866 9572. E

★AMPEX MM1100 24-track tape recorder with autolocate and varispeed. Excellent condition. Price £14,250. 2 Ampex AG440 stereo mastering machines in consoles. 3 Scully stereo mastering machines in consoles. Offers. Contact Studio Manager on 580 9956.

FOR SALE

Due to up-date, Neve 16-track desk, excellent condition. **£11,000** o.n.o.

Tel. 0905-820659

WANTED

★Wanted, Revox and Teac tape recorders. Best prices paid. R.E.W. Professional Audio. 01-836 2372. X

★Early microphones, pre-1940, for my microphone museum, also literature. Bob Paquette, 443, N 31st Milw. Wis 53208 (U.S.A.). D

SITUATIONS WANTED

★Maintenance engineer, BBC trained, experienced. Working in London studio at present. Requires move to a more rural area England/abroad. 01-242 7384. D

★Talented Engineer 24, Ex-B.B.C, E.M.I, Decca, with digital experience, seeks interesting and rewarding freelance recording and/or contract maintenance work. London based. Box 828 c/o Studio, Sound.

SITUATIONS VACANT

★Top Studio in Europe requires a recording engineer with high qualifications and experience in multitrack recordings. Send resume, history and requirements in absolute confidence to Bernard O'Toole, 30 Carlyon Avenue, South Harrow, Middlesex. D

WANTED

ENGINEER/PRODUCER

for a 16-track Studio

You have experience, enthusiasm, drive.

You get freedom and responsibility, fixed salary, shares in the company, car expenses.

Phone Windsor 51703

ENGINEERS

We're not compressing —
We're expanding

HOTLINE STUDIOS

Where enlargement of our 2 x 24 Track facility means that we are looking for:

MAINTENANCE ENGINEER
RECORDING ENGINEER
ASSISTANT ENGINEER/TRAINEE

HOTLINE STUDIOS GMBH

Nordendstrasse 30
6000 Frankfurt/M
West Germany
Tel: 611-55 65 99

TOWN HOUSE STUDIOS

require

MAINTENANCE ENGINEER

Please ring Andy,
743 9313

MAINTENANCE SUPERVISOR

Rediffusion Reditune Ltd., the world's leading music service, requires a MAINTENANCE SUPERVISOR to take charge of a small team responsible for the maintenance of professional recording and high speed duplicating equipment in a busy dubbing studio complex at Orpington.

A formal qualification to H.N.C. standard is preferred but not essential but applicants must have a thorough knowledge of studio equipment and techniques.

Previous experience of control of staff will be an advantage.
Commencing salary £6,000+ per annum.
If you are fed up with shift work and irregular hours this could be the job for you.

Please write, giving details of age and experience, to:

Chief Engineer,
REDIFFUSION REDITUNE LTD.,
Cray Avenue,
Orpington,
Kent.

Well-known recording studio in the heart of Paris is looking for an experienced Studio Electronics Engineer. To service and maintain equipment and assist at some sessions if necessary. Job expansion will involve planning and modification of recording equipment. Knowledge of French desirable but not essential. Accommodation available.

Please write immediately to Box No. 827.

UNIVERSITY OF SURREY DEPARTMENT OF MUSIC SENIOR TECHNICIAN

for Recording Studio and Mobile Recordings
Salary up to £4668 (£4974 from 1 April 1980 under review)

A vacancy exists for a Senior Technician to set up and maintain professional recording equipment in the Music Department's sound studio.
The successful candidate will take part in studio operations and will be responsible for the maintenance of studio and location equipment. He/she will be working in collaboration with the Lecturer in Recording Techniques on the Tonmeister Course, and should have radio or recording industry experience in the following:

installation, testing and maintenance of professional recording equipment;
operational techniques associated with music recording, dubbing and editing.

The salary will be on the Technician Grade 5 scales the starting point depending on age, qualification, and experience. Excellent holiday arrangements, superannuation scheme and help with removal expenses.

Application forms can be obtained from the Staff Officer, University of Surrey, Guildford, Surrey GU2 5XH or by telephone on Guildford 71281 ext. 776.

ANNOUNCEMENT

On behalf of Nagra Kudelski, Switzerland, and Hayden Laboratories Limited, England, Terence McAvooy Associates wishes to extend its apology to the Academy of Motion Picture Arts and Sciences for the unauthorized depiction of the Oscar statuette which appeared in the October 1979 issue of this magazine. The Oscar statuette is the copyrighted property of the Academy of Motion Picture Arts and Sciences and is the trademark and service mark of that organization.

INDEX TO DISPLAY

Abacus Electrics	
AKG Acoustics	
Alice (Stancoil) Ltd.	
Allen & Heath/Brenell	
Aphex	
APRS	
Argentis, Rod, Keyboards	
Atlantex Music	
Audio & Design Recording	
Audio Developments	
Audio Kinetics	35
Audio Service Co.	
Audiomix Systems Co.	90
Audix Ltd.	8
Bauch, F.W.O., Ltd.	9, 13, 15, 17, 18, IBC
Buzz Music	25
C & A Audio Systems	16
Canford Audio	20
Capital Components	8
Cathedral Sounds Ltd.	18
Dominus	62
Eardley Electronics	79
Electro-Voice	10
Enertec	65
Feldon Audio	49
Gotham Audio	61
Granet Communications	66
Hayden Laboratories Ltd.	63
HBB PA Hire	43
I.T.A.	3, 7, 51
John A. Steven	14
Kirkham Electronics	16
Klark Teknik Research Ltd.	38, 39
Lake Audio Components Ltd.	18
Larking, D., Audio	85
Lexicon Inc.	21
Magnetic Tapes Ltd.	18
Malcolm Chapman	83
Mick's Electronic Workshop	25
Micas Amplification	1FC
Music Laboratory	20
Mustang Communications	35
MXR Innovations	96
Neal Ferrograph	45
Otari Electric Co. Ltd.	71
Papst Motors	83
Partridge Electronics	90
Plus 30	6
Pro Audio Seattle	87
Professional Tapes Ltd.	18, 25
Protex Fasteners Ltd.	10
Raindirk Ltd.	89
Redpost Electronic Product Ltd.	91
REW	37
Scenic Sounds	57, 67
Shure Electronics	24
Sigma Sound	91
SNR Professional Cables Ltd.	
Solid State Logic Ltd.	59
Sound Communications	
Soundcraft Electronics	47
SQL	83
Studio Equipment Services	77
Surrey Electronics	88
Synton Electronics BV	12
Tannoy	55
Trident Audio Developments Ltd.	73
TTM	61
Turnkey	33, 53, 64, 84
Wayne Kerr	85
White Instruments Ltd.	68
Yorke, James	12

STEP OUT IN FRONT

With a giant step forward, the MR-1 has become the first of its kind—the first in a whole new generation of recording consoles.

Making its entry at the beginning of the eighties, the MR-1 is unquestionably a radically new and different breed of console from that of the seventies. Through its inception, a giant step toward digital has truly been taken.

For the first time—with the advent of the MR-1—many of the advantages obtained through digital have become both practical and available. By incorporating all existing cost-effective digital-control technology into advanced analog formats, Harrison Systems has designed and produced the industry's first digital-analog "hybrid" music recording console... the MR-1.

MORE VALUE—NOW

The MR-1 is clearly a console designed for the eighties, with the new technology of the eighties. Its technical advances allow for increased efficiency in the use of personnel and facilities by reducing redundant work load and increasing the throughput of the studio. Expanded automation opportunities,

many added features, ease of operation, increased reliability, and easier maintenance place the MR-1 way out front in terms of cost effectiveness, as well as ergonomics (human engineering).

NEW DCI CONCEPT

The digitally controlled, analog-signal-processing MR-1 utilizes the DCI (Distributed Control Intelligence) concept of placing software-controlled microcomputers into individual modules of the console. This digital-analog hybrid concept offers the end-user many advantages over previous hardware-logic-controlled consoles.

One of the most significant advantages of DCI is that the "personality," or operational, characteristics of the console are under the control of software (computer code) rather than hardware. This software control allows the console to be modified for unique applications by simple programming rather than laborious, often-irreversible hardware modifications.

FOLLOW THE LEADER

As the digital-analog hybrid is destined to become the mainstay of the industry for some time to come, other console manufacturers are sure to follow the lead in the use of these new methods and technologies. But as of now, the concepts are unique to Harrison, and the MR-1 has moved out in front of its field.

The eighties hold many challenges for the audio industry, and Harrison offers a console to help you meet those challenges.

MR-1
Digital/Analog
Hybrid

**...or stay back
with the pack**

F.W.O. Bauch Limited

49 Theobald Street, Boreham Wood, Hertfordshire WD6 4RZ
Telephone 01-953 0091, Telex 27502

HARRISON SYSTEMS, INC.

P.O. Box 22964, Nashville, Tennessee 37202 · (615) 834-1184, Telex 555133

AS ALWAYS, NO COMPROMISE

Harrison 

Expression through equalization.

The MXR Dual-Fifteen Band and Thirty-One Band equalizers are cost effective electronic signal processors designed to meet the most exacting equalization requirements in a wide range of professional applications.

The MXR Dual-Fifteen Band equalizer can be used to tailor the frequency response of two sides of a stereo system, or it can act as two separate mono equalizers. In performance one channel can equalize the house system, while the other is used independently in the stage monitor line adjusting frequency response and minimizing the possibility of feedback. In the studio the Dual-Fifteen Band equalizer can be used to compensate for control room acoustics.

The MXR Thirty-One Band equalizer provides maximum detail in the most demanding equalization applications. It can be used in pairs for ultimate stereo control, or in live performance interfaced with PA systems and other instruments. The Thirty-One Band equalizer is also the perfect tool for conditioning film or video sound tracks, and in mastering applications.

The spacing of frequency bands on ISO centers (2/3 octave in the Dual-Fifteen Band; 1/3 octave in the Thirty-One Band) and a flexible system of controls offer superior accuracy in frequency equalization. Each band can be boosted or cut over a range of ± 12 dB. Clear, readable markings alongside each level control allow

for quick and accurate checks of equalization settings, and aid in resetting the sliders to predetermined positions. The tight mechanical action of the sliders prevents slips during indelicate handling.

The MXR Pro Group equalizers afford maximum control of frequencies while maintaining the highest level of sonic integrity. The Dual-Fifteen and Thirty-One Band equalizers both have a dynamic range exceeding 110 dB and, as all MXR Pro Group products, will drive low impedance lines. Audio signal, including transients, is reproduced faithfully due to a high slew rate and a wide bandwidth.

The MXR Dual-Fifteen and Thirty-One Band equalizers are designed to withstand the demands of a professional road and studio schedule. Their superior design and superb craftsmanship reflect MXR's continuing commitment to the manufacture of the highest quality electronic signal processors for today's creative artists.

Atlantex Music, Ltd., 34 Bancroft Hitchin, Herts. SG51LA, Eng., Phone 0462 31513, Tlx 826967

MXR

Professional
Products Group

