

October 1986

Recording

\$4.00

T.M.

ENGINEER/PRODUCER

Producing Audio for • Tape • Records • Film
• Live Performance • Video & Broadcast



81ST AES CONVENTION
Los Angeles

A11200-----PMEBA1931 XXXXX REQ
F10506860000000C2103 1
DOUG POMEROY RE
* 193 BALTIC ST NY 11201
BROOKLYN

Record Plant,
Mk II
Page 30



THE ULTIMATE IN

Trident Audio Developments Limited
Trident House
Rodd Industrial Estate
Govett Avenue, Shepperton,
Midx. TW17 8AQ
Telephone: (0932) 224665
Telex: 8813982 TRIMIX G

Trident Audio U.S.A.
308 N. Stanley Avenue,
Los Angeles 90036, U.S.A.
Telephone: 213-933-7555



BRITISH TECHNOLOGY

THE DI-AN.



Circle (1) on Rapid Facts Card

British Airways Concorde.

www.britishairways.com




Contents

Recording ENGINEER/PRODUCER

October 1986 Volume 17 Number 5



Page 30



Page 80



Page 96

Audio Engineering Society 81st Convention

This year's theme is "The Digital/Analog Fusion: A Rainbow of Technology." RE/P's pre-show coverage of the L.A. convention can help you plan your visits to the more than 480 booths and demonstration rooms, plus five days of technical sessions and papers.

AES Sessions 96

**Exhibitor and Demonstration
Room Maps 110**

Exhibitor Listings 111

Product Directory 138

Other Features

Multifunction Studio Design and Construction

The new two-room Record Plant Complex has been designed to provide multifunction environments for the changing demands of record and audio-for-video sessions.

By Adrian Zarin 30

Dynamic Range Modification: Limiters, Compressors and Expanders

Limiters, compressors and expanders can solve many of today's

audio processing problems—just so long as you understand how they operate.

By Richard C. Cabot 44

An Engineer's Guide to Compression and Limiting

Specific examples of compressor and limiter settings can provide a valuable starting point when using them to process instrument and vocal sounds.

By Denis Degher 56

Digital Sound for Laurie Anderson's "Home of the Brave" Part 2

Complex problems of digital post can be minimized by careful planning during preproduction and shooting.

By Larry Blake 64

Jimmy Buffett's "Floridays" Tour

One of this summer's highest grossing tours served as a useful proving ground for new house and monitor consoles, crossovers, amplification, custom-designed loudspeaker cabinets and miniature microphones.

By David Scheirman 80

Hands On:

Pearl TL-4 microphone

By Lowell Cross 90

Interconnecting Audio Equipment

Correctly interfacing recording and production equipment to provide clean, noise-free audio presents its own set of unique problems.


By Allen Burdick 146

Departments

Editorial	4
News	6
Letters	12
Managing MIDI	20
Film Sound Today	22
Technology	24
SPARS On-Line	26
Studio Update	161
New Products	166
Final Stage	174
Classified	175
Ad Index	176

RECORDING ENGINEER/PRODUCER—Volume 17, No. 5—(ISSN 0034-1673) is published bimonthly by Intertec Publishing Corporation, 9221 Quivira Road, P.O. Box 12901, Overland Park, KS 66212-9981. Second-class postage paid at Shawnee Mission, KS and additional mailing offices. POSTMASTER: Send address changes to Intertec Publishing Corporation, P.O. Box 12901, Overland Park, KS 66212-9981.

The producer's choice . . .



Maybe it is AMEK's reputation for reliability. Or maybe it's the ANGELA's wide variety of frame configurations and the ease of access to all of the console's controls. Or it could be the fact that an ANGELA gives you all of the features of a computerized console without the excessive cost. The real reason AMEK has supplied so many ANGELAs to today's leading producers is its outstanding sonic quality.

A truly talented producer realizes that the bells and whistles on a console do not make a hit. It is the sonic quality, ease of operation and the really usable features which allow you to reach your creative goals. All ANGELAs feature dual signal paths through each module, so with just a 28 input ANGELA, you can have as many as 68 possible line inputs. ANGELAs are available with up to 62 inputs with 48 track routing and full metering!

ANGELA's versatility and

ergonomic layout have also made them very popular with On-air broadcasters and post-production facilities. The availability of stereo modules and such standard features as the stereo analog sub-groups with three modes, in-place solo in the monitor and channel, and mute grouping give the ANGELA automation-like operation at no additional cost. And, any ANGELA can be readily automated, now or when the need arises, with any of the popular automation systems.

Audiophile performance, AMEK reliability and value, and configurations to fit any requirement have made the AMEK ANGELA the choice of the producers with the "golden ears." Drop us a line, or give us a call . . . we'll drop a few names of satisfied ANGELA owners. It really is the producer's choice.



AMEK ANGELA
M42 OBJ 28/24



Distributed by:

AMEK CONSOLES INC., 10815 Burbank Blvd., North Hollywood, CA 91601 Tel: 818-508-9788 Telex: 662526 AMEK USA
AMEK SYSTEMS AND CONTROLS LTD, Islington Mill, James St., Salford M3 5HW U.K. Tel: 061-834-6747 Telex: 66812 / AMEK G

Circle (4) on Rapid Facts Card

AMEK

Console Topography

It will come as no great surprise to just about anyone working at a recording, audio-for-video or film re-recording facility that console topographies are becoming extremely complex. With the move these days toward more intricate tracking and mixdown sessions—and a growing emphasis on stereo and multi-channel production for video and film—the number of control and signal-processing functions that need to be handled by consoles have reached mind-numbing proportions.

Although the advent of in-line designs has helped to reduce their physical dimensions, the centralized role that consoles now play in the control room has resulted in some inefficient compromises. Not only do we expect automation systems to memorize time-dependent level and mute information from upwards of 32 or more input channels, many users now consider automated recall of EQ changes, effect-send levels and group assignments to be absolutely essential. Add a time code synchronization/editing system plus some MIDI-equipped outboard processors, and the control of all this hardware becomes extremely demanding.

And I'm not just referring to the technical considerations of affecting changes in peripheral systems and devices—and heaven knows that a standardized control bus and protocol would go a long way toward simplifying that whole can of worms. Interface architecture aside, I am more concerned with the ergonomics of console layout and how all this myriad information is to be displayed to the engineer.

At the heart of the problem, I would suggest, is that each of these control functions has been added to rather than integrated within the basic design of a console. The end result is a system of discrete microprocessor-based boxes with widely divergent control surface and display designs. And very few, if any, of these subsystems are designed to communicate directly with one another, except through the intervention of the engineer or producer.

A possible way around the problem would be to redefine the console's role as simply a tool for manipulating and modifying audio signals, and concede that it really does serve a very essential centralized control function—if only because that is where the human running the whole operation is located.

Just as form follows function, once we begin to conceive of this centralized role

played by the console, and possibly just add the conventional audio manipulation operations to a growing list of duties it should handle, we might have the opportunity to rethink the best way of designing a console to serve these complimentary functions.

While it goes without saying that assignable and virtual consoles will have certain built-in advantages over conventional designs—if only because their functionality can be remapped under software control—there is still no getting away from the fact that just about all mixing boards suffer from fundamental drawbacks in operator convenience.

Instead of simply adding more and more functions to an already overtaxed device, it makes more sense to fabricate a central control system and let the audio functions be handled by a dedicated subsystem. By all means site the controlling computer at the center of the control room—simply because that is where we need to be located to hear the signals we are manipulating and processing—but some of the audio functions could be relegated to a control surface off to one side of the main monitoring axes.

What I envision is a console of roughly the same size as we are using today, but with centralized control and display of relevant subsystems actually built into the topography, rather than tagged on as a remote control, or VDUs mounted in the monitor wall. I would expect to see page-driven menus appear on a master video monitor located at the center of the console, which would allow a master time code, MIDI Sync or MTC track to be used for all timing instructions.

By slaving all control functions to a master time base reference, the sequencing of events—level and mute changes related to audio and/or visual events, as well as EQ, reverb and dynamics changes—could be sequenced and edited more easily.

Of course, there are some extremely elegant systems currently available that use time code as the basis for recording and replaying automation data. But by lightening the control and display load of the console surface, we could effect some major changes in efficiency.

In subsequent issues I'll be looking at specific design approaches. Meanwhile, I encourage RE/P readers to call or write the editorial office with ideas and concepts of their own.

Mel Lambert
Editor

MIDI
Interface
Now Available



STAR QUALITY.

Everybody wants it. The Eventide SP2016's Got It.

Why is Eventide's SP2016 Effects Processor/Reverb a part of so many hit records? Because, when you're going for a hit, you give it everything you've got. And the SP2016 simply has more to give. That's star quality.

The SP2016 offers more creative choices. From the start, it has provided many more different kinds of effects than other high end units. Everything from Loop Edit sampling to our incredibly versatile Multitap program. Plus a wide variety of very different reverbs (not just a few basic programs with lots of mirror variations). And the SP's lead over the competition keeps widening, with new available programs such as Channel Vocoder and Automatic Panner, and new enhancements such as MIDI implementation. Because the SP2016's basic design is so powerful, we can continue to enhance it almost infinitely.

Star quality means stellar audio performance, too. And that's another big reason why so many studios, engineers, producers and artists specify the Eventide SP2016. Some digital effects units have one or two "hot" sounds everybody likes, plus a number of "not-so-hot" programs nobody likes. But with the SP2016 you get great performance on every reverb and effect program. Our Stereo Room and Hi Density Plate programs, for example, are

smoother and denser than anything the competition offers. But when you need "nasty", gritty reverb sounds, the SP2016 has them too.

So the SP2016 is as suitable for the sound of Twisted Sister as it is for the sound of Mr. Mister. For George Duke and Mick Jagger. Arcadia, Hooters and Bronski Beat. Linda Ronstadt, Cyndi Lauper, Whitney Houston and Pat Benatar. B.B. King and Johnny Mathis. Ratt and the Roches. For all the other "star quality" performances and hit records we've been privileged to be part of. And all the hits to come.

Including perhaps, your next session. For more information, to request an SP2016 demo cassette or to set-up a "hands-on demo", call Eventide toll-free at (800) 446-7878.


And anytime you want an "instant" demo of the SP2016's star quality, just reach over and turn on the radio.

Eventide
the next step

ONE ALSAN WAY • LITTLE FERRY, NJ 07643 USA • (800) 446-7878
NJ and outside USA: (201) 641-1200

Circle (5) on Rapid Facts Card

The trademarks and titles on the album covers used in this advertisement are the property of the various companies listed on each album cover.



Solid State Logic joins UEI Group

The move, announced in late August, brings the SSL Group together with Quantel, the largest member of UEI and a major supplier of digital video post-production graphics, special effects, frame store and animation systems.

According to Peter Michael, UEI chairman, "The combination of technical, marketing and financial resources created by this merger will enable the UEI Group to respond thoroughly to the audio, video, broadcast and film industries' needs for increasingly sophisticated and efficient production equipment." He also said that the merger is intended to advance the development of all-digital audio/video production systems.

Colin Sanders, who will remain chairman and managing director of Solid State Logic, added that the "merger allows detailed cooperation between a number of truly formidable engineering teams. In the process, I believe that it ensures a very bright future, particularly in the digital realm, for professional sound and vision technology.

"In the tradition of UEI, each company

in the group will continue to operate in a largely autonomous manner," Sanders explained. "We all recognize, however, that the needs of our clients will best be served by the development of integrated systems running compatible software, all designed to allow efficient coupling between every aspect of production and post-production. This will prove increasingly true as we progress toward high-definition television with multichannel sound capabilities."

In the year ended March 31, 1986, SSL's turnover was £18.6 million (approximately \$27.9 million) with a pre-tax profit of £3.3 million (\$4.9 million).

For the future, Sanders said that SSL is heavily engaged in digital audio research and committed to the production of a Digital Studio System. The project is based on a proprietary 24-bit audio processor capable of handling more than 1,000 million instructions per second. The proposed Digital Studio System will incorporate disk-based audio storage and editing capabilities, as well as user-definable digital audio processing and switching capabilities. No release date has been

announced for the all-digital system.

Industry organization formed to raise money for deaf children

The primary purpose of the Distinguished Engineers Audio Federation is to have fun and be able to laugh at oneself," according to David Hadler, DEAF secretary. "Its goal, though not insignificant, is to raise money for deaf children."

Modeled loosely after the British organization with the same acronym, DEAF meets monthly "to poke fun at the pro audio industry with lighthearted abandon," Hadler says.

Donations will be made to various charities, according to Laurel Cash, DEAF president. "We will choose a charitable organization that doesn't already receive money from any other group affiliated with the music industry."

Other DEAF principals include Bruce Botnick, vice president of Digital Magnetics, and Guy Costa, treasurer of Motown/Hitsville Studio.

Formed last July, DEAF so far has operated generally as an informal affair.

Recording ENGINEER/PRODUCER

EDITORIAL

Mel Lambert, *Editor*
Dan Torchia, *Managing Editor*
Rob Tuffly, *Staff Editor*
Sarah Stephenson, *Associate Editor*
Joy Culver, *Editorial Assistant*
Dana Justice, *Editorial Assistant*
Alisa Carter, *Editorial Assistant*

ART

Kevin Callahan, *Art Director*
Noelle Kaplan, *Graphic Designer*
Holly Ferguson, *Technical Artist*

BUSINESS

Cameron Bishop, *Group Vice President and Publisher*
Stephanie Fagan, *Promotions Manager*
Cynthia Sedler, *Promotions Coordinator*
Dee Unger, *Advertising Supervisor*
Gloria Shanahan, *Advertising Coordinator*

ADMINISTRATION

R.J. Hancock, *President*
John C. Arnst, *Circulation Director*
JoAnne DeSmet, *Circulation Manager*
Dee Manies, *Reader Correspondent*
Martin Gallay, *Publisher Emeritus*

TECHNICAL CONSULTANTS

Douglas Howland, *Broadcast Production*
Larry Blake, *Film Sound*
Roman Olearczuk, *Technical Operations*
David Scheirman, *Live Performance*
Bob Hodas, *Evaluations and Practices*
Stephen St. Croix, *Technology Developments*

RECORDING ENGINEER/PRODUCER is edited to relate recording science to recording art to recording equipment, as these subjects, and their relationship to one another, may be of value and interest to those working in the field of commercially marketable recordings and live audio presentation. The editorial content includes: descriptions of sound recording techniques, uses of sound recording equipment, audio environment design, audio equipment maintenance, new products.

CORRESPONDENCE

Advertising and Subscription:
9221 Quivira
Overland Park, KS 66215
913-888-4664
Telex: 42:4156 Intertec OLPK
Fax: 913-888-7243

Editorial:
Suite 220
1850 N. Whitley Ave.
Hollywood, CA 90028
213-467-1111
FAX: 213-856-4895
IMC EMail: REP-US

SUBSCRIPTIONS

Qualified:
United States (Domestic Only) \$24.00
Foreign \$45.00
Non-qualified:
United States (Domestic Only) \$30.00
Foreign \$60.00


Optional airmail for non-qualified readers is also available for an additional \$75.00 per year. Foreign subscriptions are payable in U.S. funds only by bank check or money order. Adjustments necessitated by subscription termination at single copy rate.

Recording Engineer/Producer is not responsible for any claim by any person based on the publication by **Recording Engineer/Producer** of material submitted for publication.

Photocopy rights: Permission to photocopy for internal or personal use is granted by Intertec Publishing Corporation for libraries and others registered with Copyright Clearance Center (CCC), provided the base fee of \$2.00 per copy of article is paid directly to CCC, 21 Congress St., Salem, MA 01970. Special requests should be addressed to Cameron Bishop, group vice president. ISSN 0034-1637 \$4.00 + \$0.00.



©1986. All rights reserved.



WE'VE JUST GOT MORE OF THEM THAN ANYONE ELSE.

Audio Logic incorporates more innovation and flexibility into signal processing equipment than any other manufacturer.

Make no mistake. We'll never tack on a bunch of unnecessary audio gimmickry.

We design sophisticated technology into each piece of pro audio equipment that improves your sound because it expands your capabilities.

Consider our MT-44 Quad Noise Gate. We've put four independent gates into a one-rack size. Not just two. There's a keying function in each channel. And the MT-44 lets you set the amount of gated signal



MT44 4-channel Noise Gate

attenuation from 0 to 100 dB, and release times from a short 50 milli-

seconds up to 4.7 seconds.

We've even included a logic output to trigger other pieces of equipment, for extra creative power.

Take a closer look at the MT-44. You'll discover its versatility and production power begin at the point where simple noise gates leave off.

For more information, contact your professional audio dealer or sound contractor. Or, give us a jingle.

(801) 268-8400.
5639 So. Riley Lane
Salt Lake City, Utah
84107

**AUDIO LOGIC**

© 1985 DOD Electronics Corporation

Circle (6) on Rapid Facts Card

www.americanradiohistory.com



However, early next year it plans to organize and host "The Bogus Awards of the Year" ceremony where DEAF will bestow awards in the following special categories: The Largest Phone Bill for an Album Project; Most Reference Disks Ever Cut; Most Gadgets in a Producer's Car; Most Complaints by a Producer; Longest Down Time for Equipment Maintenance; 3-inch Tape Award for Bad Ideas; Most Studio Time for Non-charting Single; Phone Call Non-return of the Year (2-month minimum); Most Remixes; Most Overdubs; Most Cancellations; Largest Accounts Receivable; and Late-Again-for-a-Session Excuse of the Year.

Frank Zappa is scheduled to appear as keynote speaker at the awards ceremony with all proceeds of the accompanying dinner going to charity.

For further DEAF membership information, contact David Hadler at: 213-459-2743.

APRS guidelines for labeling master tapes

With terms such as Session Master, Production Master, Record Master, Cassette Master and, more recently, CD Master, it is not surprising that record companies sometimes have difficulty tracking down the correct "master" tapes.

To help reduce such problems, the Association of Professional Recording Studios, England, has issued a set of guidelines to clear up some of the anomalies.

Working in conjunction with its Producer's Guild, the APRS has decided that seven colored label designs would cover the most frequently required terms. In addition, a blank label has been added for special requirements, such as Backing Tracks. Examples of the proposed labels are as follows:

- **Session Tape:** For either the original multitrack or 2-channel recording.
- **Original Master (Edited/Remixed):** Mixdown from a session tape, or a first-generation copy when such a copy is modified by editing, so that it becomes a master in its own right. The space after the words "Remixed" can be used to indicate that the tape contains, for example, a 12-inch mix, use for U.S. release, D.J. version, etc.
- **Production Master (Vinyl/Cassette/CD):** Indicates that the tape is to be used for making production parts or export copies. If the production master is equalized for vinyl and cassette manufac-

ture only, then only those boxes would be marked.

- **Not for Production/Listening Copy:** These labels will be bright yellow, in the style of a security barrier or freeway hazard sign, and are intended to show clearly that the recording(s) are *not* suitable for production use.

- **Export Production Copy (Vinyl/Cassette/CD):** Indicates a tape that is a copy for overseas distribution only, and should be marked in a similar way to the production master.

- **1:1 Safety Copy of:** An exact copy of the source tape, which should be detailed on the label.

- **Blank Label:** For all applications where none of the above descriptions are appropriate.

The APRS labels will measure 3"x0.5" and, in addition to the bold wording on each, the text will be duplicated at the left-hand end. By affixing each successive label slightly to the right, rather than directly over its predecessor, the history of the tape can be established. For example, an original master that has been approved for transfer "flat" would therefore become a production master simply by relabeling. However, by leaving the original master legend exposed, a client would know that only *one* tape existed if, for example, he or she wanted to use the original master at a later date.

Because the APRS predicts that there are two different requirements from the studio community—those of recording studios and those of post-production facilities—a set of six labels has been prepared for each sector. The studio package will contain: Session Tape, Original Master, Production Master, 1:1 Copy, Not For Production, and Blank. The second package will omit Session Tape and Original Master, offering in their places Listening Copy and Export Production Master labels.

Once the use of such labels has been fully established in U.K. studios later this year, the APRS intends to approach other associations, including SPARS, to obtain international acceptance for the labeling scheme.

Further details are available from the APRS secretary, 23 Chestnut Avenue, Chorleywood, Hertfordshire, WD3 6LT, England; 01144-923-77907.

Harrison Systems delivers first quartet of Series 10 consoles

Shipments of the automated systems began with delivery of an 80-input sys-

tem in May to Denny Jaeger Productions, Oakland, CA. Other deliveries were made to Mike Oldfield Music, England; The Marquee Studios, London; and Westlake Audio, Hollywood. All four systems are equipped with the company's 80Mbyte hard-disk automation system, which provides full dynamic automation of all signal-processing functions.

Further deliveries and installations of Series 10 consoles are scheduled for Roger Savage's facility in Soundfirm, Sydney, Australia. Current plans call for the production of two Series 10 systems per month through the balance of 1986, Harrison says.

Anchor Audio purchases ROH

The entire ROH operation has now been moved from Atlanta to Anchor Audio's west-coast facility in Torrance, CA. ROH has manufactured intercom systems, audio-distribution networks and monitors for the last 18 years.

Dan Garrigan, previously western regional sales manager for ROH, has been appointed national sales manager for the ROH division. Jim Van Waay, president of Anchor Audio, says that the purchase of ROH audio products is to "further increase Anchor's involvement in the broadcast and production markets."

Compusonics introduces optical disk recording system


The recently announced optical, disk-based system will record over two hours of stereo audio per double-sided disk. The write once-read many (WORM) recorder, model DSP-1000, is expected to be available in November.

The company has formed agreements with Optotech, N.T.I., and Versatronex to manufacture the recording system and disks, David Schwartz, president, added. Production is scheduled to begin in October with the first completed systems reaching selected dealers by November 10.

The user will be able to determine the amount of audio recorded on each disk, from 37 to 256 minutes per side, depending on the source material and the CSX data compression rate selected.

Via a custom interface, scheduled to be made available next year, the DSP-1000 will randomly access sound files stored on the disk and perform music editing.

flexibility...



Audio consoles were once designed for particular applications. You decided up front what type of clients you were going after, and then picked a console accordingly, keeping your fingers crossed that the clients would approve.

Today things have changed. A studio's survival requires flexibility. A console built for music recording becomes cumbersome when faced with video post or MIDI dates.

These challenges are met by the design of **ELITE**. A true dual-channel system delivers the flexibility you demand in a package that is easily understood. Direct Digital Interface connects the digital logic system of the console directly to the GPI lines of any video editor, and with MIDI Direct you can slave the console to a sequencer just as if it were a synthesizer. The console itself provides sixty-four input faders and thirty-two sends to handle the most complex date.

Compare the **ELITE** to any other console. You'll find an operating system that goes far beyond the limitations in other designs and sonic performance which extend the reputation of Neotek consoles as the best in the world.

Prepare for the future. Join the **ELITE**.

NEOTEK CORPORATION


1158 West Belmont Avenue, Chicago, Illinois 60657

312-929-6699

© 1985 NEOTEK CORP

Circle (7) on Rapid Facts Card

October 1986 *Recording Engineer/Producer* 9



Export Award for Klark Teknik

The Queen's Award for Export Achievement has been awarded to Klark Teknik. The U.K. award was received on behalf of the company by its marketing director, Gaston Goossens.

Founded in 1971 by Philip and Terry Clarke, the company is described as Europe's largest manufacturer of graphic equalizers for the music and broadcast industries, as well as supplying delay lines, digital reverberation and special effects processors.

Discovery Systems begins CD manufacture

In late-July, Discovery Systems officially initiated its optical and Compact Disc manufacturing operations in Dublin, OH.

"The phenomenal demand for CDs worldwide has caused a crucial need for skilled manufacturing operations," says Jeffrey M. Wilkins, company president. "With the rapid advances in Compact Disc technology offering video and text capabilities, as well as audio, the manufacturing of optical disks is clearly an exciting opportunity.

"Compact Disc manufacturing is a highly complex process with little similarity to record pressing or tape recording. Our new Facilities Management plan, a service that provides planning design, construction and operation of an independent, modular unit within the main manufacturing facility, allows record companies to move easily into the technology by relying on experienced personnel.

"In addition to ensuring production control, the plan will allow clients to adjust production based on current demand and to prioritize for timely distribution of a new artist or seasonal release."

A complete CD manufacturing "module" will contain molding bays, metallizing, coating and printing. Packaging can be supplied as a separate service. The plant's initial mastering capacity has been set at 36 million CDs per year.

UK work-permit situation for American producers remains unclear

Following a recent meeting of the Association of Professional Recording Studios' executive committee in London, it was reported that producers and musicians who want to record in Britain may still have to secure work permits.

As reported in the August issue, the British Home Office originally stated that

a work permit was *not* needed for visiting producers/musicians if they were employed by an American record company and were visiting Britain only for a short period to record at a U.K. facility.

Subsequent to this ruling, however, the Immigration Division of the Department of Employment pointed out that, although it received guidelines from the Home Office, it is up to the Department of Employment to decide how these guidelines are to be interpreted. The APRS was informed that perhaps, it had been misled and work permits were needed in almost all cases.

In the case of producers and engineers, the APRS points out, the crux of the problem is that most of them will indicate that they are visiting Britain to *work* in a studio whereas, in fact, they are *hiring* a U.K. studio. (After all, the association reasons, you don't need a work permit to "hire" a hotel room or a car.)

This point applies *only* to producers and engineers who are being paid in the United States by a U.S. company and not if a U.K. record company has invited them to produce a session; in the latter case, a work permit is certainly needed. Although the position of American musicians working on recording sessions in Britain has still not been clarified, the association says that it is currently working on a solution.

SPARS expands engineer test program

The Society of Professional Audio Recording Studios has expanded its National Studio Exam for recording engineers. The SPARS exam was launched last year with a grant from Sony Corporation and created by the Educational Testing Service (SAT and PSAT).

"The SPARS exam is now a recognized educational gauge for the entire audio industry," Gary Helmers, executive director, said. "For personal evaluation, it's a great tool for the academic student, the seasoned professional engineer, or the beginner. You can't fail the exam; you only learn where your strengths and weaknesses are.

"We are finding that studio owners like the idea of a test profile from prospective employees. An exam score cannot replace a personal interview, but it has become part of the new professional approach."

Beginning in December, educational

institutions and recording studios will be permitted to administer the SPARS exam under the society's supervision. SPARS will assist the school or studio with publicity and registration, provide test materials and administration instructions, and score the exams. Additionally, centers have been established in New York and Los Angeles for regular monthly testing.

The multiple-choice exam covers session planning, equipment maintenance and operations. SPARS also sponsors a nationwide internship program which, it is claimed, has resulted in 100% job placement.



Correction

In the August letter to the editor, "MIDI in the studio," page 12, we inadvertently misspelled the name *Rod Funston*, general manager of 39th Street Studios, New York.

Jeffrey N. White has been promoted to assistant national sales manager, professional products, at **Audio-Technica U.S.**

Jacquelynn Hebrock has been named product manager for **Audio-Technica U.S.**

Steve Landin recently joined **Amek Systems and Controls** as head of test at the company's Salford, England, headquarters.

W. Kent McGuire has been appointed VP of sales and marketing at **Sound Technology**.

Phil Wagner has joined **Rupert Neve** as eastern regional sales manager.

Clark D. Nail has been named manager, production design engineering, at **Altec Lansing**.

K-Muse has promoted **G. Bob Connelly**, currently VP sales and marketing, to oversee all sales and to direct advertising and promotions. Also, **Don Bird** has moved to national sales manager; **Rick Carlson** is now in charge of direct inquiries as artist relations manager; **Arne Schulze** will head up the Sound Composer's Series as director of the SCS division of sampled software; **Brad Cox** has been hired as national service manager; and **Peter Arkin** will oversee purchasing and production as manufacturing manager.

R/E/P

Professional audio from the number one supplier


Westlake Audio

Professional
Sales
Group



Sales:

Westlake's sales staff is ready to supply you with up-to-date information regarding new equipment, its features, availability and competitive prices.



Ampex, 3M, MCI/Sony, Otari, Soundcraft, JBL, U.R.E.I., Westlake Audio, Aphex, AKG, Neumann, Sennheiser, Shure, White, Eventide, Lexicon, Crown, BGW, A.D.R., Yamaha, BTX, Valley People, DBX, Bryston, Studer/ReVox and many other professional lines.

Demonstration Facilities:

Unequaled in the industry are Westlake's demonstration facilities—from Audio/Video sweetening to demo production, broadcast to world class studio equipment.

Service:

Before and after the sale, Westlake's technical staff is at work to assure a professional interface of the equipment to your system. Our staff is familiar with all of the various technologies in use today.



from acoustic design
to down beat...

Westlake Audio

Professional Audio Sales Group
7265 Santa Monica Boulevard
Los Angeles, California 90046
(213) 851-9800 Telex: 698645

Bipolar power supply

From: Harvey A. Rubens, VCA Associates, Canoga Park, CA

The construction article by John Gaines in the August issue of *RE/P*, describing a bipolar power supply, should prove useful to countless studio technicians, experimenters, etc.

Because, by the very nature of a free-standing supply such as this, one cannot predict the load, cable length or the operating circumstances that may be encountered, I would offer the following comments to enhance the stability, safety and performance of the project.

For further understanding, readers are referred to the various manufacturers' manuals for detailed discussions on these and other techniques.

1. The "adjust" feature is not recommended, because it degrades regulation. Instead, use a regulator specified at the desired voltage and the appropriate transformer. Shorting (jumpering) R2 and R4 sets the circuit this way. Delete R1 and R3, because they merely draw excess current.

The experienced technician who needs voltages other than those available with standard parts can rework the printed circuit art for LM317 and LM337 adjustable 3-terminal regulators. Consult National or Motorola manuals (among others) for details and, for best results, use all "optional" decoupling and protection parts shown in the literature.

2. The use of high-frequency decoupling capacitors placed near each regulator input and output will prevent oscillation in the regulator. Ceramic caps rated at $0.1\mu\text{F}$ should suffice in this layout; $1\mu\text{F}/35\text{v}$ tantalum caps will work for sure.

3. C3 and C4 should probably be larger. Values from $22\mu\text{F}$ to $100\mu\text{F}$ are available to fit in the space provided.

4. According to the data book, diodes D5 and D6 should be power types. The same 1N4003 diodes specified for D1 thru D4 will be fine. (See Figure 1 on page 70 of the August issue, and the accompanying figure shown here, for correction: diodes D5 and D6 should be connected to ground at their cross point, like C3 and C4.)

5. Adding reversal polarity diodes (see new figure) will protect the power supply from fault conditions where the unregulated source voltage drops below the stored charge in the output capacitors. The 1N4003 diodes provide a path around the regulator under this fault condition. (Since I've suggested deleting R1 and R3 and shorting R2 and R4, it should be easy to use these holes to neatly insert the new diodes and hardwire the leads to perform the suggested surgery; again, type 1N4003 is a good choice.)

PS: Be careful if you use XLR-type connectors for a power supply. Someone may accidentally plug your favorite mic into the power supply with predictably disastrous results!

Theatrical film sound

From: Daniel Seguin, St-Therese, Quebec, Canada

I am writing in response to Larry Blake's "Film Sound Today" column in the June 1986 issue, which was, by the way, interesting.

I would like to ask a simple question: Why do cinema sound systems differ so much? Isn't there some kind of standard in relation to technical specifications? I wonder if film sound designers realize how badly most of the soundtrack is presented to an audience.

I served as a projectionist for about six years during my college and university career at the University of Waterloo, where I studied electrical engineering. Later, in Montreal, I took a 2-year training course to become an assistant recording engineer. As a free-lance recording engineer, maintenance technician and acoustic consultant, I can very well evaluate cinema sound systems.

A film soundtrack will always sound different from one cinema to another, and 90% of the time it will sound bad. Filmmakers don't seem to realize that most cinemas are 10 to 20 years behind in sound systems technologies—at least in the Montreal and Toronto areas.

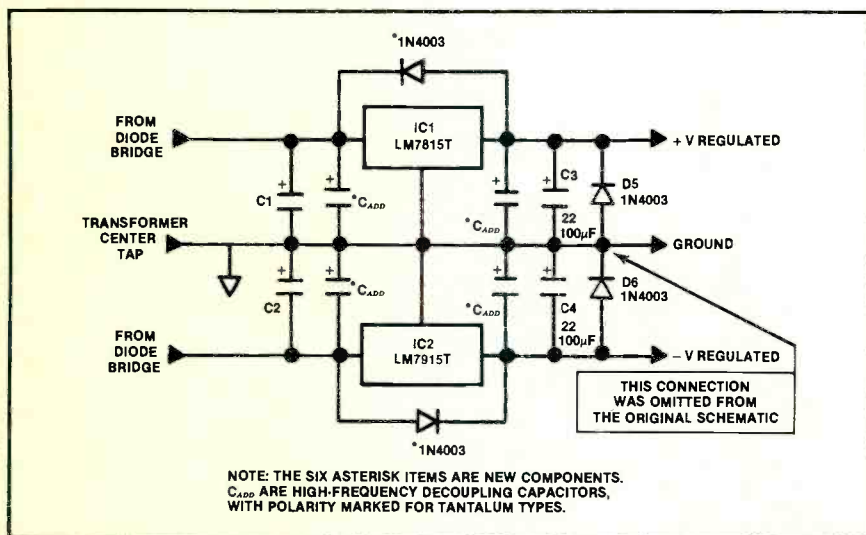
Recently, I saw *Top Gun* at the Imperial, Montreal, in 70mm 6-track. At the Dorval cinema I saw the same movie in 70mm 6-track, but not with the same sound as that at the Imperial.

Cinemas differ widely in sound system equipment, frequency response, room acoustics and many other factors. Cinema systems today should be standardized; capable of reproducing high dynamic range music and effects; and should be designed with today's technology.

Reply from Larry Blake, *RE/P*'s film sound consulting editor:

The answer to your question—why the same film sounds different in different theaters—is, of course, both very simple and very complex.

All modern theaters equipped to play 35mm and 70mm Dolby Stereo prints have to meet certain standards defined in ISO bulletin 2969. The frequency response is codified (something that the record world has never done), as is the playback level, although I believe the latter is really because of the efforts of Dolby Laboratories.



Suggested additions for the bipolar power supply construction project, which appeared in the August issue. The section shown here refers only to the comments in the above letter from Harvey Rubens; consult Figure 1 on page 70 of the August issue for the full schematic.



Yamaha introduces microphones for every instrument we make. And the one we don't make.

Designed to reproduce both vocal and instrumental music, the MZ Series of professional microphones were a long time in the making.

For nearly 100 years, Yamaha has been building musical instruments. Everything from piccolos to grand pianos to synthesizers.

We took this musical heritage and combined it with our expertise in electronics and acoustic engineering. The result is a line of five microphones that, unlike others, go beyond mere transducers.

The diaphragms in the three MZbe models are the first to use beryllium. This rare metal's low specific gravity and exceptional rigidity permit an extended high frequency range for a sound that is both crisp and sweet at the same time.

A specially developed damping and three-point suspension system for long-term stability and durability is used throughout the line. As are gold-plated connectors.

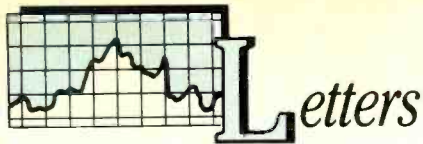
But because of Yamaha's musical experience, the real accomplishment of our new microphones is certainly greater than the sum of the parts. You might even think of them as musical instruments in themselves.

For complete information, write Yamaha International Corporation, Professional Audio Division, P.O. Box 6600, Buena Park, CA 90622. In Canada, Yamaha Canada Music Ltd., 135 Milner Ave., Scarborough, Ont., M1S 3R1.



YAMAHA®

Circle (8) on Rapid Facts Card



So, regardless of the different speaker systems and acoustics, the mix should sound substantially the same, right?

But you and I both know that a few other factors come into play here. One of the most important is the upkeep of a sound system: a theater that sounds great today might sound just OK a month into a run, after a speaker or two is blown. Also, the print and mag heads are worn down at this point. The latter problem concerns the "A" chain—everything leading up to the main fader—and cannot be compensated for in the "B" chain (the amps, equalizers and speakers), regardless of the quality of the theater's sound system.

As to your comments about filmmakers' knowledge of this problem: *they do know!* But what can sound editors or re-recording mixers do other than to do their best work? I believe the answer to this problem lies in a two-pronged attack: first, paying customers like you and me asking for our money back; and second, directors and distributors playing hardball.

Regarding the former approach, over the years I have written my share of complaint letters, and will continue to do so. But in the future I will try to get them where they breathe and, if the presentation is not up to these phantom standards, I will get my money back. I have found it a useless pursuit to talk to theater managers; they only say that "they came in and checked the system." They must be deaf. I could reel off a litany of instances where on opening weekend, a top film received a bad presentation in a top theater in Los Angeles.

Unless we complain, things will not get any better.

Fostex Hands On

From: Marc Cohen, vp marketing and sales, Fostex Corporation of America, Norwalk, CA.

Obviously we appreciate the efforts of Bod Hodas and Denis Hannigan in their thorough review of the B-16, 20, 4050 and 4030/4035 [August issue of **RE/P**, page 50]. As mentioned in the article, the software in the 4030 and 4050 is being improved constantly; I thought it would be appropriate to bring **RE/P** readers up to date on our latest developments (the software tested is 2 generations old).

First, the 4030 synchronizer has been substantially improved by the latest soft-

ware, Version 2.0. Here are some of the features:

- 1) Even faster lock-up (we'll challenge anyone to a race).
- 2) Wider range of damping control for improved performance with other manufacturer's recorders.
- 3) Automatic learning of slave's servo characteristics.
- 4) Automatic learning of slave's tach rate.
- 5) Master waiting in chase mode. If the master is in auto play, it will wait until the slaves get to the cue point before going into play.
- 6) Speed readout in the 4035 display for easier and more accurate set-up.
- 7) VITC compatibility.
- 8) Code-only master status set by software command instead of jumper plug.
- 9) Adjustment of slave park point.
- 10) Play-to-park function.

Older 4030s can be easily upgraded by contacting the Fostex service department. The review mentioned that the locked light comes on at frame accuracy; Version 2.0 indicates locked in subframe mode. Also, feature number 6 (above) eliminates the servo adjustment LED problem. The B-16 should not have taken so long to search for cues (with either the 4030 or the 4050). This problem could have been caused by either an incorrect damping setting (usually the case) or incorrect tension-arm adjustment on the B-16D.

The problems associated with the interface for the JVC BR-8600 have been cleared up with a later-model interface (8756). By the way, the significantly less expensive JVC BR-6400 and 5300 VHS video recorders can be used with this interface, thus making the entire video/audio system very affordable. Also, any video recorder (i.e., home-style Beta and VHS machines) can be used as a code-only master with our 4030 synchronizer; no modifications of the video recorder are necessary.

With regards to the 4050's MIDI Song Pointer disrupting the Midimac software, we are in discussion with Opcode Systems about the problem and expect a solution real soon now. There are no problems when using the 4050 with the latest versions of Roger Powell's excellent Texture program or Performer. The 4050 has had some software updates, the latest version being 1.6 or 2.6 (depends on which ROMs are being used). The latest software supports all modes of punch-in and offers the most

consistent MIDI timing we've seen.

We now have an improved manual for the 4030/4035 and are continuing to offer the videotape instruction manuals. Fostex has synchronizer interfaces available for virtually all current models of sophisticated video and audio recorders.

The only error we noticed is that the Model 20 recorder (\$1,200) with center-track SMPTE was referred to as the E-2 (also with SMPTE, but uses larger reels and costs \$3,600).

Once again, thanks for your efforts.

The Tact Factor

From: Gary Woods, Woods Music, Tujunga, CA.

I am writing concerning an article published in the April issue, titled "The Tact Factor," and specifically the section titled *Orchestral Maneuvers*. The opinions expressed in this section by the article's author, David Brody, do more to foster ill will between musician and engineer than they do to contribute to a smoothly flowing recording session.

Such comments as "legit musicians are also notorious for not being able to grasp the concept of multitrack recording," is absolutely astounding to me. You're speaking about a group of players, some of whom have played sessions for the past 20 years.

But my favorite comment is: "The trick is to get them up to concert pitch." I have been in situations where the engineer is feeding the orchestra nothing but drum kit, and wondering why they can't find a pitch. Or, where the orchestra is baffled off from the other players in the room so completely that they can't hear the person next to them, let alone the section 10 feet away.


And the height of arrogance is expressed in the statement: "They don't necessarily hear any better than you do." If the engineer would get himself out of that glass box and occasionally come out to the studio floor, he would hear what is going on out there.

I have seen engineers place a microphone less than 18 inches from a bass clarinet and wonder why he was getting "all that key noise." I also have seen engineers bring the microphones down so close to violins that all you hear on the track is a metallic raspiness. And then they wonder, "Why can't those guys play any mellower?"

I'm sure David Brody realizes that

QUITE SIMPLY, THE C.M.I. SERIES III...

See Jan Hammer at the 1986 AES Convention,
Room 202, Los Angeles Convention Center



● SERIES III VOICE SYSTEM

- 90db Voice Channel Cards (up to 16 voices available, standard system). Expandable to 80 voices via external voice racks.
- Separate 16 bit D/A converters, dynamic VCF, VCA for each Voice Channel Card.
- 16 bit, 50kHz, stereo audio sampling (100kHz in mono).
- Up to 14 megabytes Waveform R.A.M. per 16 channels in the standard system which provides over two minutes sampling time at 50kHz.
- Contains 12 microprocessors including 10-6809 and 2-68000's. Runs OS9™ Multi-tasking operating system and high-level languages.
- Waveform Editor software allows extensive waveform editing, Fourier analysis, synthesis and resynthesis functions.
- SMPTE read, write and sync with "chasing" capability.
- MIDI user programmable—3 input/4 output.
- High efficiency switchmode power supply.

● MASS STORAGE SYSTEM

- 8" DSDD floppy disk drive (1Mb) and controller.
- 110Mb (formatted) 5¼" Winchester Hard Disk Drive with controller. Standard S.C.S.I. allows for connection of additional hard drives and other mass storage media.
- Optional 60Mb streaming tape drive and/or additional Hard Disk Drive.

● GRAPHICS TERMINAL SYSTEM

- 82-key alphanumeric keyboard includes 15 special function keys (assignable) and high resolution graphics tablet with stylus.
- High resolution 12" Video Display Unit (VDU).

● MUSIC KEYBOARD CONTROLLER

- 6 Octave F to F
- Velocity action.
- MIDI implementation.
- Pitch and modulation wheels along with programmable switches and controls

● SEQUENCERS

- Music Composition Language (MCL) text based composer.
- Rhythm Sequencer (RS). 16 track recorder with graphic note events.
- Composer, Arranger, Performer, Sequencer (CAPS). Up to 80 polyphonic tracks assignable to internal voices or externally through MIDI can be programmed in real time, quantized, non-real time. Extensive macro and micro editing features. Tracks can be viewed as conventional music notation.
- All sequences sync and trigger to SMPTE time code.

● SERIAL INTERFACES

- Dual printer ports.
- Telnet Communications software.

Fairlight Instruments reserves the right to change specifications without notice.

...THE INDUSTRY STANDARD.

Fairlight

2945 Westwood Boulevard, Los Angeles, California 90064
Circle (9) on Rapid Facts Card

(213) 470-6280 TLX 9103426481 FAX (213) 474971

some brass and reed players carry their own microphones around with them. And he alluded to the fact that some synthesizer players send already processed stereo signals to the mixing console. One of the big reasons this occurs is because musicians are tired of having the sound they have worked on for so long messed up by some guy who has no concept of how a violin or a trumpet, let alone a synthesizer, should really sound.

The most offensive section of all is, "You may even have to erect a few unused microphones so nobody complains of being too far away to be heard." That kind of deception is repugnant. If an engineer doesn't understand the orchestra and how it sounds, then he should not be on a date where there are live musicians; he should be kept working on projects where sequencers and drum machines are the only things being fed into his console.

If I ever have the misfortune to run into this kind of engineer on one of my dates I will tell him to keep his opinions to himself. If it recurred, I would cancel the date and sue the studio and the engineer for the cost.

Reply from David Brody:

It is gratifying to know that there are well-schooled musicians who take the time to read publications like **RE/P**, which approaches the studio from what is essentially the technical side. A careful re-reading of the article will show it to be in substantial agreement with many of the points raised by Mr. Woods. As for where we differ, the article was intended to expose some of the problems to the cold light of rational analysis and to show that *nobody* is immune from critique. The sheer fact that we are debating these matters, in preference to playing the same old cover-up game, indicates that the process is working; a far cry from doing "more to foster ill will."

I wholeheartedly agree with Mr. Woods when he says, "If an engineer doesn't understand the orchestra and how it sounds then he shouldn't be on a date where there are live [orchestral] musicians." But the next statement, "He should be kept working on projects where sequencers and drum machines are the only thing being fed into his console," belies a misconception to which many conservatory-oriented musicians fall victim.

An engineer who cannot hear ensemble in a choir of acoustic instruments and

discern how to extract the intended sonority therefrom will fare no better with synthesizers. . . probably worse. With electronics, the instrumental tone color and how it varies with time is, to great extent, controlled by the recording process, not the player. There is no finer example of real-time user-mastery over a great number of technical parameters than a virtuoso string, horn or reed player.

A few years ago, binaural recording—a technique which would have enabled us to record, less obtrusively and more accurately, the sound of an orchestra in a hall—made one of its periodic re-emergences; it was, as through its history, substantially rejected by the marketplace. Although it is being refined all the time (for example: Holophonics from Zuccarelli Communications) and its ideal play hardware may finally have arrived (the CD Walkman), the bottom line is still that orchestral textures are largely regarded by producers as "sweetening," and are so recorded.

Retrofitting "string and horn parts" to a pre-existing track hardly resembles masterworks that are through-composed. And getting them recorded in no way resembles the manner in which *all* of us would like to see an orchestra treated.

That may mean that I have to stick the microphone much closer than I'd like and that you have to put up with more isolation than you care for. *But I certainly concur that you shouldn't have to cope with a bad cue mix*, and I would never defend *any* engineer for giving you one. We can debate the emotional details, but there is *no* excuse for technical incompetence. The sad fact is that you may succeed in hiding a mediocre musician deep within a section, but a poor engineer can do a great deal of audible damage.

In my article, the term concert pitch is used, not only in reference to intonation but, moreover, to define that magic when an orchestra is performing before an audience in a concert hall. Although some of the newer studios (designed using real-time analysis of acoustic phenomena) are good, they are not optimized for any particular size ensemble or type of music. They can't be; they are designed to help expose problems, not mask them. That fact presents the musician trained for the concert hall with some difficult challenges, most of which seem to be psychological, not technical.

At the root of much of this trouble may be the fact that musicians who have spent countless hours in hard work and diligent practice may feel that their talent (and their chops) are being given a back seat to the hitmaker machinery that allows the magic of take 87 to eclipse the ability to get it right the first time the baton comes down. Or that true performance musicianship has been replaced by technology—and it's always easiest to blame the messenger: the engineer and the studio. And, of course, there *are* specialist recordists whose only bag is not legit.

To expect a concert hall and a bravo/encore from the recording studio is as absurd as a producer insisting that tuxedos be worn by the instrumentalists to help capture the *esprit-de-corps* of a live orchestra.

When something has gone wrong and we all stand to catch the blame for it, we reserve the right to take ameliorative action, even though we may not wish to waste everyone's time with on-the-spot negotiations.

In fact, the article makes a case for supplying the conductor with a track blend and allowing the instrumentalists to function more as an orchestra under their conductor's direction. This simplifies things for all of us but isn't always possible given the producer's need for isolation in the mix and absolute tight adherence to the rhythm track in fast tempi or critical picture hits in video or film.

The Tact Factor articles are a first attempt to stimulate discussion in these entrenched, protected, overlooked areas, and to do so with humor and candor, often the best way to defuse emotional time bombs. It is, by far, not a perfect attempt.

In this less than perfect world, none of us can play in the best tessitura all the time. As one who has spent many hours avoiding a suntan in practice rooms as well as in control rooms, I understand full well the constraints you, the musician, may be placed under. Can you begin to see mine?

Be assured that no competent, tactful engineer would raise these issues on the session. *That is the point of this series of articles.* Here in print where nobody is under pressure of the clock, or putting his next paycheck on the line is the proper forum to address such concerns.



THE LEGEND CONTINUES

When you're in the studio, tape that's good enough is not enough. Which is why for ten years Ampex has continued pushing the potential of recorded sound. Through a decade of increased fidelity and reliability, Grand Master® 456 remains an audio tape obsessed with performance. Which is why more top albums are recorded on Ampex tape than any other tape in the world. For Grand Master 456, the beat goes on.

AMPEX

Ampex Corporation, Magnetic Tape Division, 401 Broadway, Redwood City, CA 94063, 415/367-3809 Ampex Corporation • One of The Signal Companies

AND THE BEAT GOES ON

Circle (10) on Rapid Facts Card

www.americanradiohistory.com



The Purity of Sound

The **PS** Plus

Quality German Engineering has developed a Compressor/Expander System which virtually eliminates magnetic tape noise while maintaining the purest possible sound. **Pure Sound Plus** up to 40 db improvement in dynamic range with no distortion. The telcom C4 Noise Reduction System requires no level alignment, and with over 10,000 channels in use, is rapidly becoming a European Standard in the Broadcast and Recording Industry.

Clean up your Act with the **PS Plus**—
A Sound Investment!

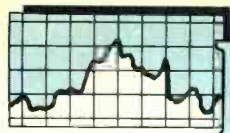
telcom C4 
Silence by Design

ANT
Telecommunications

ANT TELECOMMUNICATIONS/211 Perry Parkway/Gaithersburg, MD 20877 USA (301) 670-9777

VISIT US AT BOOTH #535/537 AES, LOS ANGELES, CALIFORNIA

Circle (11) on Rapid Facts Card



Managing MIDI

By Paul D. Lehrman

Two decades ago, when electronic music sequencers were first introduced, life was simple. Every sequencer ran on its own internal clock. If you wanted to use it for a composition, you adjusted its speed with a knob, maybe checked it against a metronome and rolled tape. If you wanted to use it in conjunction with "live" tracks, you recorded the sequencer first and then used the synth track as a tempo reference for the rest of the piece.

Recently, however, things have gotten more complicated. Sequencers, whether they are internal to a synthesizer, stand-alone units or part of a computer system, are being called upon to perform more sophisticated tasks, and to do so at various stages of the production process. Therefore, some way of synchronizing sequencers with other studio gear had to be developed.

Drum sync was the first type of sequencer sync that most studios encountered when they started working with drum machines. It and FSK (for frequency-shift keying, also known as tape sync) remain the most common technique of locking up sequencers and tape machines. With drum and FSK sync-generating and -reading devices, engineers no longer had to record a drum machine's audio output on several tape tracks.

Instead, they could simply lay down a sync track and let it drive the drum machine "live" as other tracks were recorded. This freed up tracks and also improved the quality of the drum sound, because one generation of tape was avoided.

Both drum and FSK sync are tied to the musical tempo of the device creating them—a certain number of pulses or shifts is generated for each quarter-note beat. Both methods share a set of problems: they can't be read off-tape in fast wind; recorded levels have to be adjusted very carefully, usually by trial-and-error; guard tracks are essential; noise reduction will render the signal unreadable; and dropouts can be catastrophic.

They also have a fixed starting point, so if you decide you want a sequencer to start after the sync pulse does, you have to program in the correct number of blank beats. And if you want it to start *before* the sync, you're out of luck. In addition,

drum and FSK sync are "dumb": They contain no location information, so every time a sequencer is initiated from tape, it always has to be started from the beginning.

To make things worse, there are no standard formats. Each manufacturer has its own ideas about the optimum speed of the pulse or the best frequencies for the carrier and modulator signals.

Some way of synchronizing sequencers with other studio gear had to be developed.

This can create a lot of confusion if equipment with different sync rates are going to be used together; for example, if a 48-ppq sync track is being used to drive a sequencer that reads 96 ppq, then the notes recorded in the sequencer will come out at half speed. With FSK, one company's code may look like so much gibberish to another company's reader, and it won't respond at all.

A third popular method of synchronization is audible click tracks. Click tracks work fine for humans (and are less finicky about record levels), but not as well for machines, especially those that use them as a reference for generating another type of sync.

MIDI Sync is something else entirely. It is not a stand-alone signal; instead it is a digital "word" sent out 24 times each quarter-note as part of the MIDI data stream. Besides being an immutable standard, MIDI Sync has a distinct advantage over the other forms: Often accompanying it in the MIDI stream is location information, known as song position pointer. These don't appear continuously in the data stream, but instead are sent only on occasion, usually along with a command that tells a sequencer to start. MIDI pointers allow a sequencer under remote control to be told to start anywhere within a song, and the sequencer will then follow the 24-ppq sync words to stay locked up correctly.

However, because it is part of the MIDI signal, which has a bandwidth of 31.25kHz, MIDI Sync cannot be recorded on tape. (Nor can it drive any device that does not read MIDI, despite the fact that it runs at 24 ppq and appears at a DIN connector, like some forms of drum sync.) But converting MIDI Sync to other forms of sync signals that can be recorded on tape (and vice versa) is a fairly simple matter. The advantages of such con-

version to the small studio are obvious: With a recorded sync track, a converter and a multitrack sequencer, one synthesizer can do the work of several, each track recorded in a separate pass with perfect lock-up.

Taking full advantage of MIDI Sync and pointers, however, requires a recordable sync track that contains location information, like SMPTE time code. The combination of the two is one of the most exciting aspects of the development of MIDI. Sequencers can function as virtual tape recorders: Synthesizer tracks can be left in the computer until the final mix, thereby improving sound quality; tracks can be edited on the computer in ways completely impossible with tape; and a virtually unlimited number of tracks is available.

Unlike other forms of recordable sync, SMPTE time code contains no tempo information. As a result, tempos can be determined, and changed, long after the sync track is recorded (provided, they don't conflict with other "live" tracks already on tape). Likewise, the starting point for a sequence with reference to the tape can be easily altered by reprogramming offsets in the device reading the time code.

Several SMPTE-to-MIDI converters are now available, but so far they all suffer from one drawback: Because they generate MIDI Sync internally they bear the responsibility for determining tempo. Because these converters are hardware devices, they cannot possibly be as flexible as a well-designed software-based sequencer; consequently, programming complex meter and tempo changes is more difficult than it should be.

This situation may soon change. Several companies are working on sequencers that can read time code directly, and will use it as a straight timing reference (with location information), while tempo changes—as well as offsets and triggers—will be programmable within the sequencers themselves.

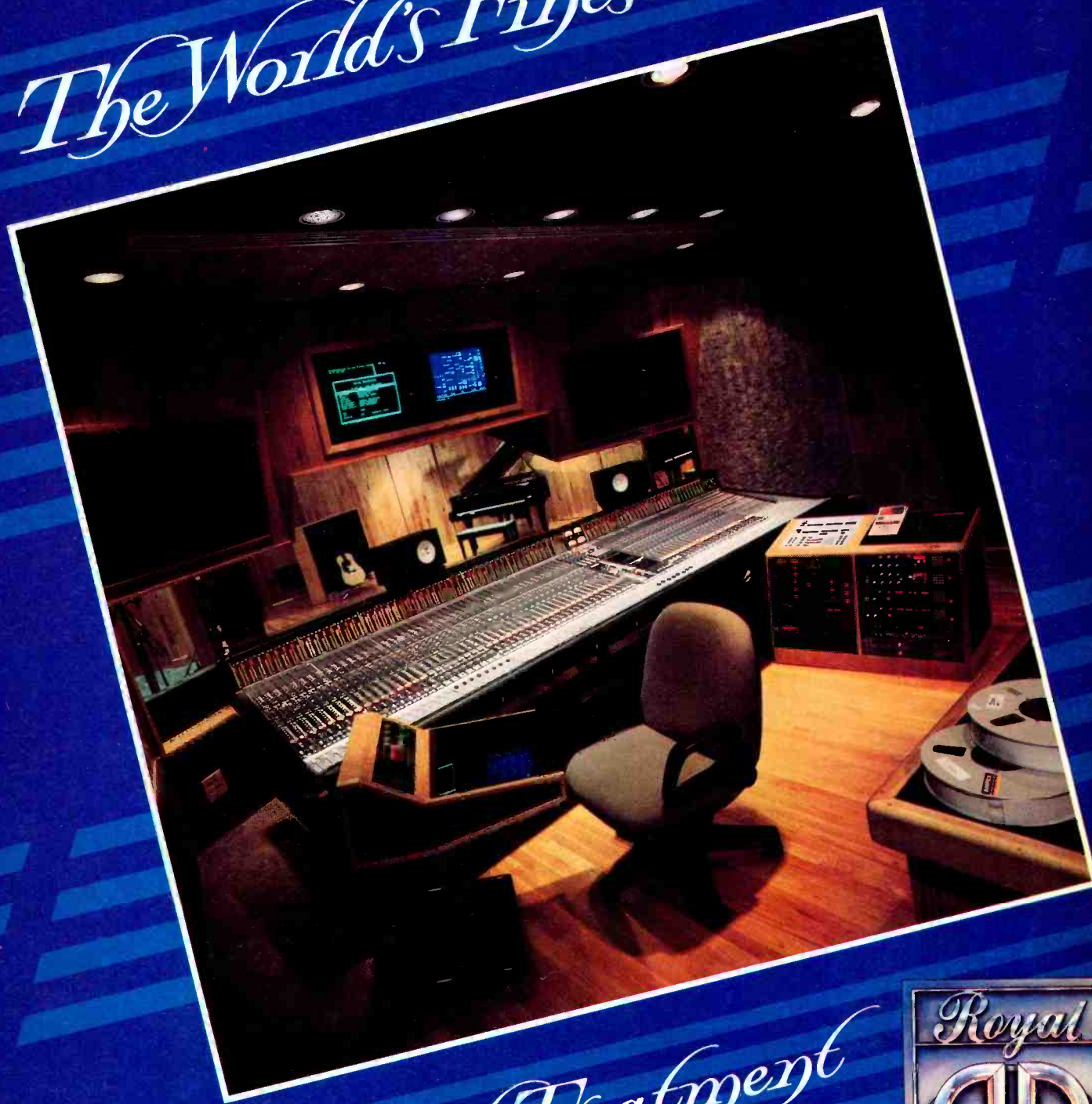
Another development that will help is MIDI Time Code. This addition to the MIDI spec goes several steps further than pointers: It provides *continuous* location information, as well as "setups" that can be used to pre-program any number of MIDI devices. It was formalized at the meeting of the MIDI Manufacturers' Association at last June's NAMM Expo, but at this writing it is still awaiting the approval of the Japanese MIDI Standards Committee. I'll talk more about it in a future column.

REP

Paul D. Lehrman is a free-lance writer, electronic musician, synthesist, producer and regular REP contributor.

Introducing...

The World's Finest Studio



Get The Royal Treatment



LAKE GENEVA, WI (414) 248-9100

Circle (12) on Rapid Facts Card



Film sound today

By Larry Blake

Nagra portable recorders have served the film industry for more than 30 years; during more than half that time the company has had the production recording market practically to itself. This situation will almost certainly change, however, when a 1-piece, portable, professional digital recorder comes into the market.

The R-DAT format (rotary-head, digital audio tape recorder) appears to have an early lead. A large amount of momentum has preceded R-DAT's unveiling, which current rumors set for some time next year. In 25 words or less, R-DAT uses a 2.8"x2.1" cassette housing, and records up to two hours at the 48kHz sampling frequency using 16-bit quantization.

This column presents a wish-list of features for the phantom "digital Nagra;" I'll continue in the December issue with a look at the features of R-DAT that make its use in post-production not only possible but inevitable. R-DATs support by more than 81 companies leads one to believe it will be around for a long time.

In rough order of importance, here are some features that I would want to see in a portable digital recorder for film sound production.

- Off-tape monitoring. Call it "confidence playback," or whatever you want, but most film recordists would not use a machine that didn't offer the ability to listen to not only what is going on tape, but also to monitor playback during a take.

- Meters should be legible in bright sunlight. If manufacturers can't make a fancy LED, LCD or plasma meter that meets this important spec, no problem. Give me a lighted, old-fashioned moving-coil meter with peak-reading needles (on the same meter movement).

The metering should also be able to indicate battery voltage and the presence and status of sync, in much the same manner as the Nagra modulometer. (There's one item, however, on the Nagra IV-S metering that we won't really need: LP groove depth according to NAB weighting. I guess there's no analogy to pit depth on a CD.)

While I'm on the subject of monitoring record status, there should be a bright run light that perhaps starts flashing progressively faster when there are under two minutes of record time left, and stays lit when the end of the tape is reached.

Larry Blake is REIP's film sound consulting editor.

This light and the time code reader (see below) should be mounted on the front panel near the meters.

- The unit should offer long battery life, either with an easily recharged and quickly replaced pack, or with easily purchased and long-lasting C or D cells. The tradeoff between light weight and long

R-DAT uses a 2.8"x2.1" cassette housing, and records up to two hours of 16-bit/48kHz audio.

battery life should be made at about 15 hours—long enough to get you through a weekend shoot. (As much as I like the 30-hour life of a set of 12 D cells in a Nagra, your shoulders pay a price for the convenience.)

- An internal time code generator and reader should be provided. Kudelski, with its Nagra IV-S TC, has set another benchmark for R-DAT to aim for and improve upon. One such improvement would be the ability to accept an external sync source, such as composite video sync via a BNC connector.

It would also be helpful to have a multipin jack that would provide the 60/59.94Hz sinewave stripped from the time code, in addition to a time code output and inputs for external time code and external sync from a 60/59.94Hz crystal. Since the R-DAT format offers two "optional" tracks, a second multipin jack could be used to access their inputs and outputs. This jack could also provide a clapper input for an external "bloop" light used to mark sync in documentary filmmaking.

- The ability to record and play back at the 44.1kHz, 44.056kHz and 48kHz sampling frequencies. As presented in preliminary specifications of the consumer R-DAT format, 44.1kHz would be a playback-only sampling frequency, with recording available at either 48kHz or 32kHz.

The purpose of this design, both to boost prerecorded R-DAT cassette sales and to prevent D-to-D copying of Compact Discs, makes no sense at all. (Wake up guys: If I want to copy CDs to play them on my R-DAT car player, I'll do it through the converters at 48kHz.)

Film and video mixers who pay a few thousand dollars for a professional R-DAT machine will need to record at 44.1kHz/60Hz to allow convenient

pull-down to 44.056kHz/59.94Hz in conjunction with 24fps film during telecine. Similarly, there are times when the tape must be played back at 44.1kHz during filming to ensure correct sync, after telecine and video editing, with a track prerecorded at 44.056kHz. Such cross-resolving will be necessary in a professional machine, and it will be a sad day indeed if the consumer tail wags the professional dog.

- A multipin accessory connector would conveniently provide production mixers with a slate/talkback mic (with 40Hz subtone), in addition to a feed to the boom operator. The slate mic would also be useful when the mics are planted far away, or when recording from the line inputs.

A single multipin for stereo line inputs and outputs would be useful, although there is something to be said for standard, 3-pin XLR jacks for all audio connections. (I had hoped to avoid mentioning their obvious necessity on the microphone inputs.)

- To control levels, gangable stereo pots should be featured. Slide faders would simply not be as practical in over-the-shoulder field recording, where a stationary hand and twisted thumb and forefinger do the work best. The knobs should be separate, and not dual-concentric.

- Flexible monitoring is important. The Nagra IV-S has a switch that provides stereo or mono monitoring, or assigns either left or right tracks to both ears. In addition, there should be a screwdriver-adjustable headphone level control, and I'd like everything (along with the jack) on the left front panel.

- A rugged, one-hand function control knob is essential, because solenoid switches are just too easy to hit in the field. Admittedly, such a manual knob would preclude remote operation. I'm assuming, however, that such requirements would be handled by a rack-mounted R-DAT deck in the studio.

If I've gone overboard with some of these features, I perhaps should explain that a friend of mine saw the transport for an R-DAT machine pulled out of a *No. 10 envelope*; there *will* be room to spare.

I hope that this column will serve as the catalyst for a dialogue to be established between the professionals who will use the recorders, and the companies that will design and manufacture them. I would really appreciate feedback on this issue from both sides.

REIP

SOMEDAY DIGITAL WILL BE THIS GOOD.

With today's recording technology, what you hear live in the studio is exactly what you get... so make sure you get it *all* with the C-460 Ultra Linear Series microphones from AKG: a condenser mic system with specs far beyond digital.

Bold words. And bolder numbers. The C-460 condenser and its related CK-61, CK-62 and CK-63 capsules deliver ultra-flat response and uniform impedance from 20 Hz to 20 kHz, an unattenuated dynamic range of 123 dB, and distortion as low as .01%. That also makes it perfect for MIDI sampling. Add in oversized output transformers, our unique (and patented) frequency vs. impedance circuitry, plus a full line of accessories and adapters, and you've got studio tools that will go one-on-one with the best digital recorders available... and win.

From "20 to 20", our Ultra Linear microphones hear it all. So will you.


MPC-3000 MIC PREAMP

A direct plug-in for the
SONY MXP-3000 consoles.



- 990 discrete op-amp.
- Jensen JE-16-B mic input transformer.
- DC Servo circuitry.

The best op-amp, best input transformer, and superior circuit design give you true STATE-OF-THE-ART performance.



THE HARDY CO.

P.O. Box AA631
Evanston, IL 60204
(312) 864-8060
TELEX: 910-380-4670
(JOHN HARDY CO)

Circle (90) on Rapid Facts Card



By Stephen St. Croix

Not too long ago a friend and I were engaged in a particularly macho, non-computer-nerd type of activity: cruising the East Coast on big motorcycles.

We had left our terminals and keyboards as far behind us as possible, and were totally involved in the art and science of aiming 700 pounds of metal in the general direction suggested by the dotted white line. Then, out there in the wilderness, his computer crashed. So did he.

After 24 years of walking up to the parts counter of the local bike shop with the same line, "It broke...got one in stock?" It felt a bit strange to walk up to the same guy and say, "My friend's bike fell off the road...you got newer software?" He didn't, by the way; we had to buy a new computer. Good or bad, that was one of those events that stands out as a marker of the further advancement of the byte in my life.

A couple of months ago, I received a UPS package whose contents merely represented a natural evolution of technology, but to me this was still another one of those benchmarks of the "Advancement of the Byte."

Actually, it was just another synthesizer—an additive synthesis machine. With more than 20 synthesizers already in my studio, I am not always thrilled when a new one appears for my evaluation: But this one was a little different. I immediately unpacked it and carried it in my shirt pocket to the synth room.

I viewed this product as the next step, while a friend saw it as "another one of those blue squares." (For the non-Mac literate reader read: 3.5-inch floppy disk.) Sometimes technology is really fun: This blue square is truly the most comprehensive additive synthesis machine that I have ever owned, and it takes up exactly the right amount of space in the synthesizer room: Zero.

I like it when a machine that I already own—in this case a Mac Plus—is suddenly transformed into something new, in this case a 16-bit additive synthesizer. This is my first software-only synthesizer. While I just happen to have the proper hardware on hand to use this program, it's all hardware that I got to use independently; the fact that it can now be used to translate the voices of this program to audio waveforms is pure gravy.

Stephen St. Croix, RE/P's technology developments consulting editor, is president of Lightning Studios and Marshall Electronic, Baltimore.

If you use a Mac in your studio, and already own a sampler, you owe it to yourself to take a close look at one of these new software synths. The Macintosh is the actual synthesizer, and almost any sampler becomes the DAC and player. Nice. The mouse that roars can now be yours.

With the pricing of technology agreement America and Japan reached months ago (and which will make memory costs higher to you), the concept of redundancy in hardware is even less attractive.

A powerful new toy like this with one moving part and a total hardware cost of less than \$2 is a welcome example of an alternate approach to synthesis, and of using computers in the studio. It's an example I hope will soon be explored further soon.


With the general acceptance of MIDI, I feel a bit manipulated when I am forced to get another new synthesizer with a keyboard. What am I going to do with *another* keyboard? All I really wanted was the synthesizer itself. I play one keyboard, and 20 more collect dust as they sing along.

The newer rack synths are a big improvement. But it might be interesting if it were taken a little further. How about rack-mount samplers that can talk to each other? Lack of data-format standardization has been a problem for end users since the beginning of this technology. If our industry would grow up and standardize MIDI Song File formats, and if each manufacturer would make available information for translating their sampler's sound files, everybody's hardware would be more powerful. Properly implemented RS-422 or SCSI (small computer system interface) ports would be another major step in the direction of an integrated studio.

If communication protocol were stabilized and published, various companies could write front ends (software synthesizers) for these different units. Each would have its own graphic screens and appropriate controls: knobs for the emulation of analog synthesizers, Fourier maps for additive units and maybe even an intuitive display for FM. Well, maybe not. Virtual synthesizers; yeah, that's the ticket!

Think of it: the Synth-Of-The-Month club. Every month a new synthesizer comes in the mail...or another blue square, depending on your point of view.

RE/P



Between a shadow and a whisper


That's where you'll find the ultimate in transport control. The Shadow II™ with its powerful microprocessor is capable of synchronizing virtually any audio, video or film transport on the market.

Softouch™ represents a technological breakthrough in audio editing. Sixteen Softkeys™ permit repetitive or intricate pre and post production editing routines at the

quiet touch of a single key. These units are affordably priced for today's professional.

The Shadow II and Softouch combined make a powerful editing system increasing productivity and enhancing user flexibility. Both units carry a 3 year warranty.

For more details contact Cipher Digital today. Call (800) 331-9066.



cipher digital, inc.

P.O. BOX 170/FREDERICK, MD 21701
(301) 695-0200 TELEX: 272065

Timely today, consistent with tomorrow.

Circle (13) on Rapid Facts Card

By Gary Helmers

If you have ever been involved with planning or organizing a major industry convention, you know about the tremendous amount of work it entails. You can also appreciate the difficulty in structuring an event that has a clear, unambiguous point of view.

The "big picture" of overall industry trends can easily get lost in the shuffle to serve specific industry needs. Convention attendees are presented with a growing diversity of exhibits, workshops and seminars. As our industry matures, it becomes increasingly difficult to distinguish what's important to see from what's not, or to deduce the direction of the industry, from the information presented at a major convention.

It used to be so easy—just follow the crowds and you'd find yourself at the center of "what's happening now." Lately though, things have become a bit confused.

Just what and where is the *new* emerging technology? There used to be lots of fanfare and a general consensus of opinion at each show regarding the most important announcement or development. Now, who knows? It's likely that you'll wander around the exhibit floor, attend a few papers, go to a workshop or two, and possibly come away feeling bewildered.

What's happening in our industry? What are the dominant technological trends? What will be the structure of the audio production industry in 10 years? In what direction do I develop my business to ensure that it survives?

Borrowing from chemistry (and aesthetic theory), you might say that audio technology is in stasis—a state of dynamic equilibrium. Although things in stasis are constantly changing and mutating, no single change is so dramatic as to attract the attention of a majority of observers.

The last big quake we experienced was the introduction of digital multitrack recording. Since then we have seen many little tremors, several minor revolutions and numerous technological breakthroughs. Yet there has been no dramatic, all-encompassing change.

Moreover, as we look to the future, there seems to be no dramatic revelations on the horizon. The audio industry

is by no means stagnant; it is in stasis. It's a useful term, but what are the real-world implications?

We at SPARS believe that one of the most plausible views of the future is the so-called "Mothership Scenario," which recognizes the proliferation of small, specialized facilities that prepare some part of a total production. Let's call the latter "workstations"; they often feed their creations to a larger facility (the mothership or mother assembler) that assembles all the parts. The mothership must be able to speak, interpret and synchronize the language of all the workstation satellites.

You might say that audio technology is in stasis—a state of dynamic equilibrium.

The organizational structure of motherships and workstations will be extremely flexible. Most workstations will have no permanent allegiance to a mothership. Rather, a producer will pull together a team, consisting of a mothership and several workstations, to accomplish a given project. Workstations and motherships may be participating members of several teams at the same time. It won't even be necessary for workstations to be in the same building, or even on the same continent. Today's technology truly allows a workstation to "phone in a part."

There is evidence that this mothership/workstation scenario is the direction of our industry. We are seeing larger and larger control rooms to provide for the simultaneous presence of several workstations. Some of the synthesizer workstations are becoming too cumbersome, or too delicate and time-consuming to move, thus requiring special rooms to house them.

More and more small rooms are being built around a particular synthesizer workstation. Many artists are working at locations quite remote from the mother assembler.

Will all the studios now in existence become motherships? Unlikely. Some studios are making a valiant effort to become a galaxy entirely unto themselves, with a stellar system of workstations interfaced on the premises. Other studios are instead concentrating on a particular workstation technology,

with the intention of becoming the best of that type. There also are facilities that will become strictly motherships, emphasizing their assembly and communication skills.

Existing computer networks are already competing to become the most favored form of communication between workstations and motherships. Satellites and telecommunication will become increasingly important as the mothership-workstation teams become more spread out geographically. Of course, there will also be the "Woods Hole School" that gathers a community of workstation artists together at a remote mothership for in-depth artistic communion.

On what terms will motherships and workstations compete? Workstations will differentiate themselves by the uniqueness of their equipment configuration; by their compatibility with other workstations and with a wide variety of motherships; and ultimately by the individual creative talent of the workstation owner/operator.

Motherships will be valued for their compatibility with any type of workstation and their ability to translate, coordinate and assemble with efficiency. Motherships will be expected to be able to prepare audio product for eventual release in practically any format, be it film, video, Compact Disc, R-DAT and so on.


We are really forecasting another type of diversification for motherships, and specialization for workstations. Five years ago, the watchword at SPARS was client diversification. Both workstations and motherships must still maintain a diversity of clients. Motherships must diversify the type of interface tools they possess, must specialize in the type of creative tool they utilize.

The mothership scenario provides a possible way to approach the next round of trade shows. Will we be looking at and learning about workstation technology or mothership technology? Will there be seminars and workshops about the interface between workstations and motherships?

SPARS will continue to address the need for a comprehensive view of the overall direction of the industry, and the trends that will shape the studio business in the future. We hope you will join us in our quest to positively affect the course of our industry.

REP

Gary Helmers is executive director of the Society of Professional Audio Recording Studios.



This is our newest multitrack. It is also the most affordable multitrack in Studer history.

Dollar Drifts Lower as Traders Wait To See if Other Central Banks Will Act

INTERNATIONAL

a Side Effect: Revised GNP Pushes Down U.S. Currency

Forget the exchange rates. We're rolling back the price of a Studer 24-track one more time.

The decline of the dollar forced us to raise the price of the A80VU MKIV a few months ago. But now it's going back down!

The US dollar hit the skids. The yen, the mark, and the Swiss franc went up. And the prices of imported audio gear went up right in step.

At Studer we scrimped and squeezed to keep price hikes to a minimum. But finally we had to raise the price of our A80VU MKIV 24-track package – at an all time low for two years – back above \$30,000.

Unfortunately, that left some smaller studios in a tough spot. They wanted Studer quality and reliability. But their budget considerations forced them to look at lesser machines – which had also jumped up in price!

At Studer Revox America, we decided we did not want to lose our growing market share among smaller studios. First we placed a special quantity order from the Swiss fac-

tory. Then we shaved our own margin to the bone. Our accounting department winced, sighed, and reluctantly consented.

So now the price for a complete A80VU MKIV 24-track with autolo-cator and channel remote is back under \$30,000.

Remember, this is the legendary hit-making machine still used by dozens of world-class studios. Plus, it now incorporates the latest transport logic updates as well as transformerless input and output cards. Nothing has been down-graded or compromised.

Needless to say this is a limited time offer and subject to withdrawal without prior notice. So if you expect to buy a 24-track anytime in the next couple years, it would be prudent to call your nearest Studer office today.

If the dollar dives again, tomorrow could be too late.

Studer Revox America, 1425 Elm Hill Pike, Nashville, TN 37210; (615) 254-5651.
Offices: Los Angeles (818) 780-4234 / New York (212) 255-4462 / Chicago (312) 526-1660 / Dallas (214) 943-2139 / San Francisco (415) 930-9866

STUDER REVOX



Circle (14) on Rapid Facts Card

Dolby spectral recording

Original master tapes recorded with Dolby SR sound exactly like line-in. That is a strong statement, but one easily proven in a studio. The purity of Dolby SR is not surpassed by any other method of

recording, even at the extremes of dynamic range, where earlier analog and digital systems have audible deficiencies.

At high signal levels... Dolby SR offers significantly greater headroom than conventional analog recording. At extreme high and low frequencies the increase in headroom is spectacular, providing uniform recording capability across the entire audio spectrum. In addition, because analog overload is gradual, there is no danger of accidental hard clipping of unexpected transient peaks. In fact, Dolby SR master tapes have greater usable dynamic range than any other method of recording (significantly more than 16-bit linear PCM, for example). The recording level can be set quickly and easily for program material with very high- and low-level passages. Because of the large dynamic range capability of Dolby SR, mixdowns from multi-track tapes remain exceptionally clean and quiet.

At low signal levels... Even the quietest signals are heard with remarkable clarity. Continuous dynamic and spectral analyses are used to assign optimal recording levels to all components of the signal, so that none of the tape hiss or modulation noise of conventional analog recording can be heard. The noise and non-linearities of low-level digital recording are simply not present.

And at every level in between... Dolby SR is not only superior at the extremes of dynamic range—a signal of exceptional purity is obtained at all signal levels. There is no tape modulation noise to be heard and no noise from the system itself. There are no staircase conversion inaccuracies, transient side effects, or phase anomalies due to steep low-pass filters, because Dolby SR does not employ digital conversion.



Listening comparison of line-in to line-out on a simultaneous basis is the ultimate test of any recording process. Dolby SR consistently passes this test.

Engineers, producers and performers all over the world are already using Dolby SR to create master recordings that match the line-in signal every time. They can freely record and edit Dolby SR tapes with any professional recorder. They have also discovered the simple, efficient and rational setup, alignment and maintenance that are possible with Dolby SR. Most important, they have confirmed the superiority of the sound of Dolby SR.

*Dolby spectral recording.
The sound of line-in.*

The new master recording process

 **Dolby[®] SR**

Dolby Laboratories Inc., 100 Potrero Avenue, San Francisco, CA 94103-4813, Telephone 415 558-0200, Telex 34409
346 Clapham Road, London SW9 9AP, Telephone 01 720-1111, Telex 919109

"Dolby" and the double-D symbol are trademarks of Dolby Laboratories Licensing Corporation. 586/7162

Circle (15) on Rapid Facts Card



Multifunction Studio Design and Construction

The new two-room Record Plant complex has been designed to provide multifunction environments for the changing demands of record and audio-for-video sessions.

By Adrian Zarin

After a year of rumors and speculation surrounding the Record Plant's relocation from its original home on Third Street, the new complex opened its doors to an industry that had become charged with curiosity and expectation.

The first session at the new Sycamore Street, Hollywood, facility was a Judas Priest date in late January, in Studio 2, the smaller of the two rooms. Then, in mid-February, Joe Walsh baptized the larger Studio 1.

These first bookings substantiated the contention of Chris Stone, Record Plant owner, that in shifting its emphasis to audio production for film and television, the facility was by no means turning its back on the rock-and-roll record industry, which had supported the original com-

plex since the day it opened for business. The initial bookings were followed by projects for Paramount Television and the TV series *Fame*, proving that Stone's commitment to the visual medium was no less substantial.

A tour of the new Record Plant facility leads the visitor to one inevitable conclusion: The complex is very much a reflection of Stone's well-publicized conception of the Eighties recording studio as a multipurpose technological facility geared to the audio needs of various electronic mediums.

Facility overview

In planning the new Record Plant, a primary objective was to maximize the efficiency of the 2-studio facility. (The Third Street location was laid out as a 4-studio operation.)

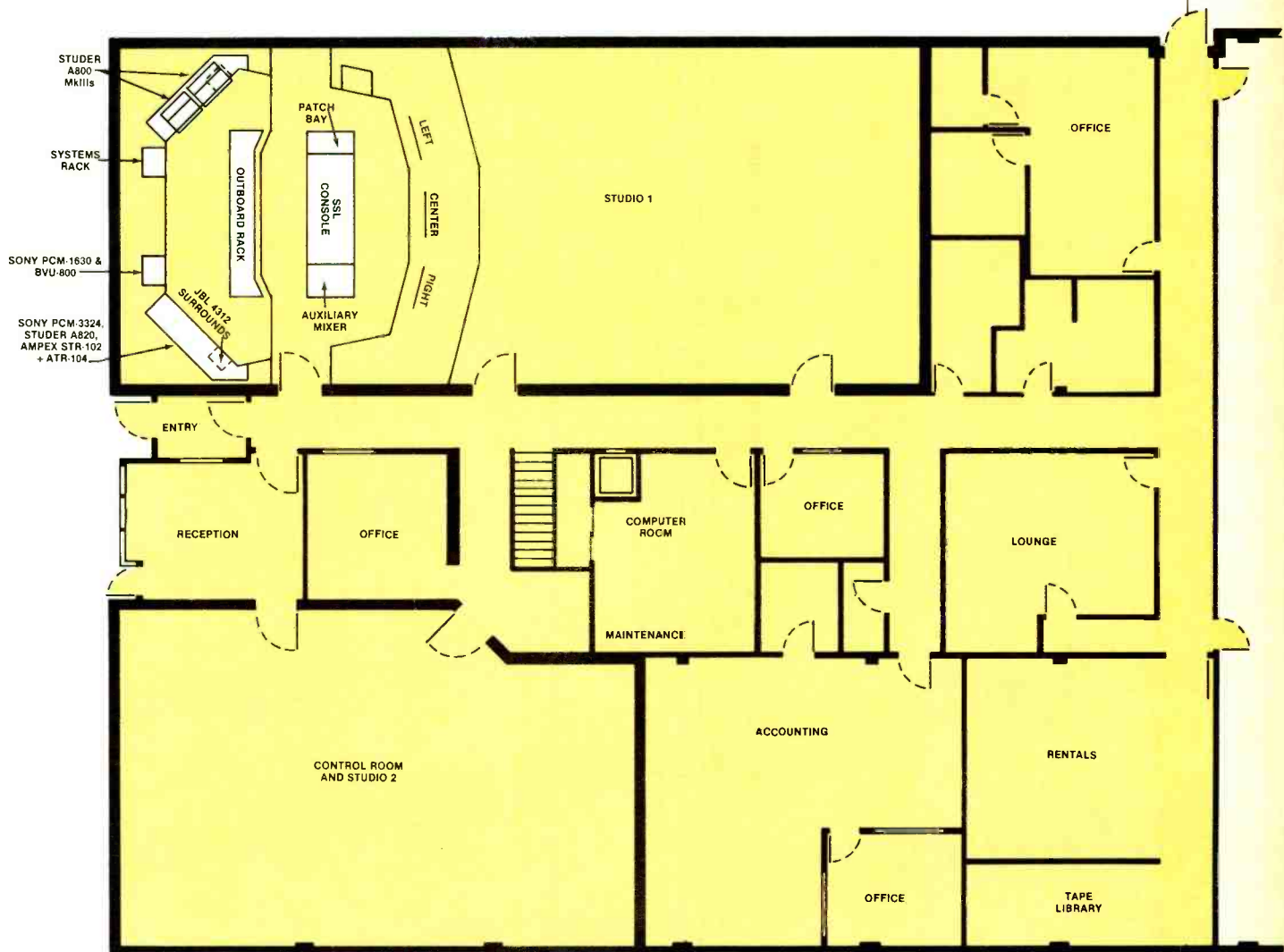
Several aspects were involved in achieving this objective. The first was to

design the studios so that each could function autonomously, but also allow the two rooms to pool their respective resources and operate synergistically when the occasion demanded. Secondly, the studios were designed not only to provide for the divergent needs of record, film and video production sessions, but also to accommodate the industrywide move toward electronic production using synthesizers and computer-controlled equipment. The third part of the plan was to surround the two studios with the technical and business support facilities necessary to ensure their smooth operation.

"Because of the way the new studios are designed and the way that we are marketing them," Stone says, "we fully expect to get as much volume out of these two rooms as we got out of the four studios we had on Third Street."

"One of the things you have to do in to-

Adrian Zarin is an electronic synthesist, composer and free-lance writer, and a regular contributor to RE/P.



Floor Plan Of New Record Plant Facility.

day's studio business is to take a careful look at your economics and make sure that your utilization factors are as high as possible—that's the only way you can make it pay. If you can make it pay, you can then afford to buy all the equipment you have to provide to clients in order to keep yourself up to date."

In working with acoustician and studio designer Tom Hidley (who in 1969 also designed the original L.A. Record Plant), Stone stressed a need for the new facility to handle everything from a large orchestral scoring date to an all-direct electronic project that would be recorded almost exclusively in the control room. To fulfill the upper end of this requirement, Hidley designed Studio 1, a 40'x35' space with a 25-foot high ceiling, to accommodate up to 40 session players.

"We took into account the fact that we already have a large scoring stage [Stage M] over at Paramount Pictures," Stone

explains. "So we knew that we could limit ourselves to 40 pieces at this facility. We also knew that we would have to make Studio 1 an incredible rock room."

The second room, Studio 2, measures 14'x22'x12'. "With the idea, once again, of doing double duty," Stone says. "Studio 2 was designed as a sweetening room and also as an overdub/mix room.

"The Judas Priest project showed us that we could get great rock guitar sounds in there. The first drums recorded in Studio 2 were for an episode of *Fame*—they re-recorded 'Money for Nothing' for one of the shows. The drum sound is just fabulous.

"Our bet is that Studio 2 will bill as much in a year as Studio 1—regardless of its size. Because, basically, the need for a large studio is diminishing. Particularly when you have an overdub room that's big enough to record drums, and will give you an excellent drum sound."

Each of the two studios is also provided with a 6'x8'x10' isolation booth. There are already plans, however, to convert the Studio 1 iso booth into a larger percussion area. This upgrade will be achieved by breaking into an adjoining area behind the iso booth.

Both studios are mated with control rooms that are identical in size, design and equipment complement. By making the control rooms identical, it becomes highly practical to start a project with a large-scale tracking session in Studio 1 and then move over to Studio 2 without sacrificing sound and space consistency.

But, according to Stone, that's only one possible scenario. Both control rooms are large enough—30'x20'—to accommodate a large amount of synthesizer equipment for all-electronic dates. The room design includes a large producer's desk (located directly behind the mixing console) which houses the control room's

selection of outboard gear. Most of the top area was left open, however, to allow convenient placement of synths and related equipment, placing the musician in an ideal central listening spot.

"We looked at things not only in terms of synthesizer equipment," Stone says, "but also in terms of the general industry trends regarding visual music vs. records and 'tapeless' recording. That's why we came up with these very large control rooms; both Hidley and I firmly believe this is the way music is going."

Studios 1 and 2, and their attendant control rooms, are located side by side on the ground floor, separated by a wide,

central corridor. By means of numerous tielines, the two studios are linked to various other areas within the facility. One of these latter areas is the Record Plant's maintenance shop, located just behind Studio 2. The shop houses a stockpile of power amps that drive the monitor speakers in all the control rooms and studios. BGW power amps are used for the control room monitors, and Hafler power amps for the studio monitors. The power amp rack also includes a White Instruments room equalizer used for playback in Studio 1.

Also located in the maintenance shop is a central patching matrix that routes telecommunication links between studios and ties each studio into the facility's collection of EMT 140 reverb plates housed on the second floor. The

shop also provides a central location for the Total Recall automation computers connected to the pair of Solid State Logic SL4000-E consoles.

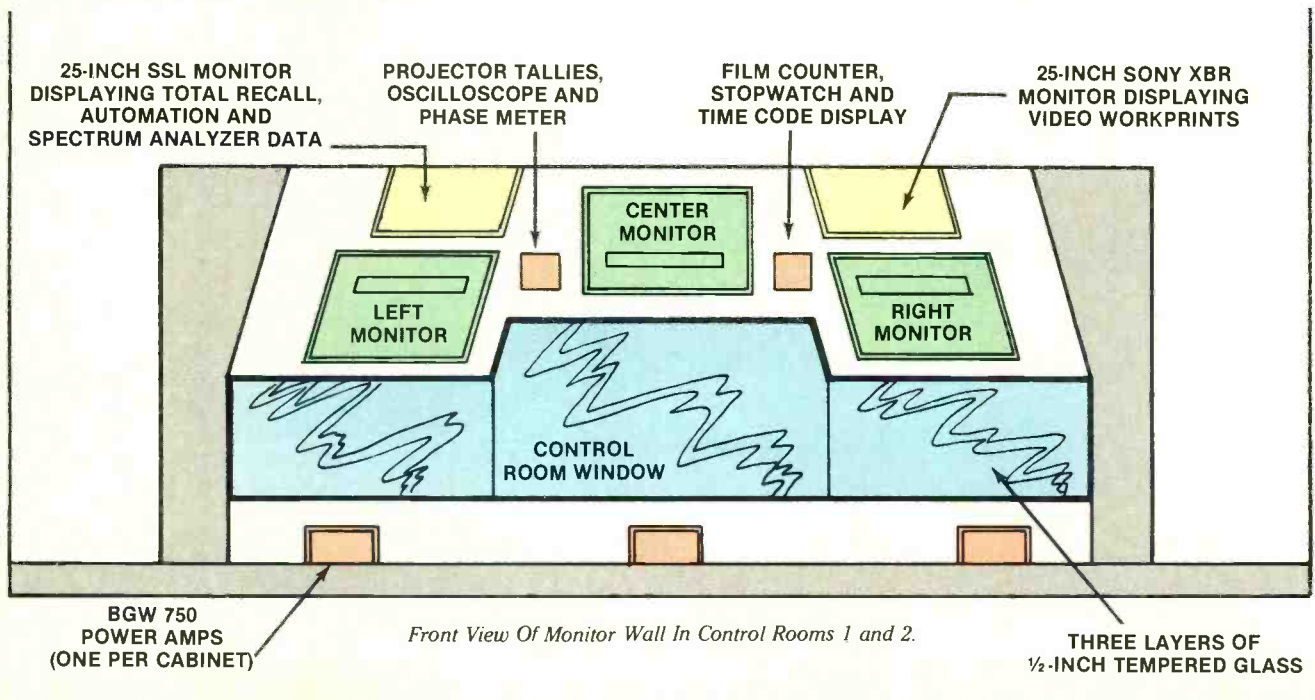

"The two computers are mounted side by side," Stone says. "If the Studio 1 computer goes down in the middle of a 40-piece date, it's just a matter of a simple patch to hook up the other computer—provided Studio 2 isn't using it—and continue the session.

"Also, when we get to 'tapeless' recording [storing digital audio data on hard disk] we know that we're going to be dealing with long cable runs from the control rooms to [a hard disk drive located in] our shop. We know we can

Three custom-designed Hidley-Kinoshita monitors are provided in each control room for 3-channel (left/center/right) monitoring of film and video mixes.



In the rear of Control Room 2 is a custom-built patching system that enables master and slave tape machine reassignments during multiple synchronization setups.



REINFORCEMENT: THE NEXT GENERATION



When the Music Store Mixer Won't Cut It

The simple fact is, all the other PA consoles available today lack the processing, monitoring, and routing capabilities that today's touring acts have grown to expect in the studio. The WHEATSTONE MTX-1080 is the reinforcement console that PA mixers have been asking for. It's loaded with features, like programmable muting; 8 effects send controls (each with pre, post and off functions, programmable to pre-fader or pre-EQ); four-band sweepable equalization with switchable Q and peak/shelf modes; tunable HPF; separate electronically balanced mic and line inputs (transformer balanced option available);

XLR direct channel outputs; and channel, subgroup and main output insert points. Of course, the console also has eight 11x1 input matrix mixes (up to 16 are available using optional matrix expander modules). Mainframe size, module complement, group placement and aux zone control modules are configured per client specifications.

Now in our 10th Anniversary Year—ten years experience building Audioarts Engineering and Wheatstone custom consoles. The WHEATSTONE MTX-1080 Console: built by professionals . . . for professionals.

 Wheatstone® Corporation

5 Collins Road, Bethany, CT, 06525 (203-393-0887)

Circle (16) on Rapid Facts Card



Pictured in Studio 2 during a music scoring session for the TV series Fame: Michael Stone, session engineer (left) and Phil Jamtaas, assistant engineer with Gary Scott, music producer/composer.



A large selection of outboard signal processors and effects units are within easy reach of the session engineer, assistant and producer.

handle it because we've already done it that way with our SSL computers; data transfer over such distances does work."

Future connections between the shop and the two studios, and between other areas within the complex, will be facilitated by a system of conduits that have been run through the floors and walls. Because the facility essentially was constructed from the ground up (only two outer walls from the original building were left standing), the builders were able to install a generous amount of the conduits, which will be used to route a variety of signals from one location to another.

"When we move toward fiber optics, for example," Stone says, "it will just be a matter of 'pulling on the yellow rope,' as we say—just pulling the fiber-optic lines through the tubes that are already in place. And because we have a number of spare tubes—20 or 25 of them—we can test new technology before committing to it. We can leave a primary system in place while we install a secondary and test it out. Once we make sure the secondary system is really what we want, then we can remove the primary."

Both studios are also linked to a mag/projection room on the second floor above the corridor that runs directly between both studios. Although only Studio 1 has scoring-to-film capabilities (the other room provides scoring-to-video facilities), Studio 2's control room can be used to mix down directly to mag when the application does not require working to picture.

On the ground floor, space has also been allocated for a production/transfer room. When completed, the room will offer transfers "from any format to any format," on a 24-hour basis. It will also serve as a pre-production facility with the capability of handling electronic composition and arrangement, and some video sweetening and layback. Although basic plans for the production/transfer room have been drawn up, the Record Plant design team is still in the process of consulting with Hollywood-based post-production mixers, garnering their suggestions on equipment and services that the room should offer. When completed, the production/transfer room will be fully tied in to both studios.

Control room equipment

The twin control rooms were designed to be equally applicable to both record and film/video work. This means that engineers need to be able to monitor

center- and surround-channel audio, as well as the standard left and right channels required for record sessions. Principal monitors in each control room are Hidley/Kinoshita systems, with a quoted low-end capability extending to 30Hz. In addition to the left- and right-channel monitors, an identical center-channel enclosure is centrally positioned above the control room window.

Each of the three enclosures house a pair of TAD TL1601A 15-inch low-frequency drivers, and a TAD TD4001 compression driver. The units are crossed over passively at 630 Hz. Power for each cabinet is derived from a single BGW model 750C amplifier run in bridged mono mode, and rated at 1,000W full load.

"We needed a monitor that would work equally well for film and records," Stone says, "and the new Hidley monitors definitely fill the bill. The 'old' Hidley/Westlake monitors—as we now refer to them—didn't do that, because they were too harsh for most filmmakers. Our hope—and we've had a good response so far—is that these new monitors will have less pressure strain, and be much easier to listen to."

Supplementing the Hidley/Kinoshita systems are JBL 4312 monitors located at the rear of the control room to provide surround-channel monitoring. And as an alternative to the Hidley/Kinoshitas, the studios will offer Meyer Sound model 833 reference monitors. Because the 833s are designed to operate optimally in free-standing applications, Stone explains, they make ideal secondary monitors; they can simply be brought into the control room as needed and placed on stands in front of the console.

To a large degree, equipping the new complex meant selecting the best of the equipment at the old Third Street facility and moving it to Sycamore Street.

"Over the past four or five years that we've been deeply involved in film and video," Stone says, "we've been able to find out by trial and error what equipment works for us, and what doesn't. The things that work were moved over; the others were sold in a giant auction."

Consoles installed in the new control rooms are the pair of SL4000-Es from Studios C and D at Third Street. Before the move, the boards were upgraded from 48 inputs to 56 inputs.

According to Bruce Maddocks, the Record Plant's director of technical engineering, the console's mic pre-amps

Continued on page 38



Truly great amplifiers are measured by two standards. Sonic quality and reliability. Our new RAMSA 9055, 9110 and 9220 power amplifiers achieve excellence on both counts. And their superb, well-balanced design, combined with Matsushita's manufacturing processes and rigid quality control, gives us the confidence to back them with a 5-year limited warranty.* This RAMSA warranty and UL listing assures you that we stand behind the 9000 series with everything we've got. And that's saying something. We challenge you to compare these new amps for yourself. But you better be prepared to re-evaluate your standards.

RAMSA

Panasonic
Industrial Company

*See terms of warranty for details © 1986 Panasonic

Circle (17) on Rapid Facts Card

www.americanradiohistory.com

The background is a large, stylized graphic of a tape reel. The outer edge is a thick red band, and the inner area is a gradient of orange and yellow. In the center, there's a large circular opening, resembling a window or a lens, through which a bright pink and red light emanates. Silhouettes of a band are positioned in front of this opening. From left to right: a bassist, a drummer, a guitarist, and a singer. Various pieces of studio equipment like microphones and stands are also visible. The overall aesthetic is retro and artistic.


Scotch[®]

250

One Tape Sounds True.

Because capturing all the music is all that matters, we've created the world's finest music mastering tape. 3M 250 Recording Tape. Designed to deliver the greatest dynamic range and best signal-to-noise ratio of any tape in the world. To give you the truest sound.

TO THOSE WHO PUT A RANGE OF MUSIC ON A ROLL OF TAPE, ONE TAPE IS TRUE.



One Tape Stands True.

Helping you capture all the music...that's what we've been doing since we introduced recording tape back in the 40's.

That's why we stand by you—with the largest support force in the field. And we stand behind you—with some of the most advanced research in the industry. All to keep our standing—as number one in the world of the pro.

Scotch[™]
MAGNETIC MEDIA

NUMBER ONE IN THE WORLD OF THE PRO

Circle (18) on Rapid Facts Card

3M



Continued from page 34

were modified "to make them sound smoother, and provide more control over the total amount of gain. Also, the equalization system was converted so that now the sweep frequency and range are closer to that of a Pultec equalizer; it's now a little bit 'warmer' sounding."

To accommodate the left, center, right and surround monitoring systems, the

The left-hand equipment soffit in CR 2 houses a Studer A-820 2-track, an Ampex ATR-102 2-track and a Studer A-800 24-track.

SL651 master facilities module on each console was also modified. As Maddocks explains, this involved reconfiguring the 4-channel monitor source selection.

"In our earlier film-scoring sessions at Third Street, we were working on a 2-monitor system [left and right] and we could produce an electrical phantom center. Now we've gotten away from that, and have changed things to accommodate a discrete center channel.

"We've also worked out 3-channel monitoring for the smaller speakers [JBL 4312s] plus the Dolby Stereo matrix.

Control Room Design Criteria: A Conversation with Acoustician Tom Hidley

When Chris Stone and Tom Hidley met to discuss the design of the new Record Plant, they discovered that they were both thinking along the same lines in terms of the control room. Impressed with the boom in electronic music production, both Stone and Hidley had become interested in full-sized control rooms that are large enough to handle the demands of synthesizer equipment.

Design and construction of the new facility also occurred at a time when Hidley had just revised some of his thinking on acoustic surface treatment for control rooms. The basic flaw he'd discovered in his older control-room designs was acoustic phase distortion resulting from inconsistent reverberation times among the high-, mid- and low-frequency bands. This acoustic phase distortion, he further concluded, was contributing to listening fatigue in the control room.

Correcting the problem involved achieving better control of first-reflection response around the room. To effect this, Hidley is moving toward the use of a hardwood control room floor and trapping in the rear wall and ceiling. By these techniques, the designer found that he could maintain a consistent, 0.2 second to 0.24 second RT₆₀ throughout the mid- and high-frequency ranges.

Both a hardwood floor and trapping are incorporated in the new control rooms. The only modification to Hidley's standard design is the provision of 22-inch equipment soffits on both sides of the rear wall. In other rooms Hidley uses this space, with the rest of the rear wall, for trapping.

Special adaptations on Hidley's basic control room design were also required to accommodate left, center, right and surround monitoring. The

extra speakers presented acoustic phase problems not accounted for in Hidley's basic design, geared to left-right monitoring for stereo mixes.

For Hidley, monitor phase coherency and efficiency form a particularly vital area of concern. In co-designing his new control room monitors with Japanese loudspeaker expert Shozo Kinoshita, Hidley was emphatic about using no more than a 2-way system with a crossover network carefully designed to ensure phase coherency between the two speaker components. To eliminate any unwanted resonances, he insists that every Hidley/Kinoshita monitor system be installed to his own specifications. These call for the speaker enclosure to be encased in a 4- to 5-inch thick concrete shell, with an 1/8-inch air gap all around, allowing the monitor cabinet to "breathe."

The additional speakers, particularly the center-channel monitor, presented problems in terms of both mounting position and phase coherency with the other monitors.

"Because of the picture screen, we had to position that center monitor just a little higher than we wanted to," Hidley explains. "And that center monitor is somewhat of a stepchild to an in-line pair of stereo monitors sitting left and right. Fortunately, the center monitor will be sunk back into the stereo imaging picture; it'll enter from a different plane and come down into the room.

"For its application in video mixing, that center monitor does not have to be totally phase corrected to the side monitors that are coming into the room at a different angle. As a result, the monitors will not be working at cross purposes to each other."

In this situation, Hidley's open-trap


ceiling design yields an extra advantage: "In the old design, you had a hardwood ceiling. What it amounted to with that center monitor in the old Record Plant Studio C was just unreal—the speaker was blowing directly into the ceiling, with the first reflection coming off the ceiling at whatever angle and then down into the mixing position. The effect was totally different from the left and right monitors, which were a couple of feet away, because the sound had a 4-foot longer path off the ceiling.

"We don't have these problems in the new control rooms, because we're dealing with an open-trap ceiling. The center monitor will drive a lot of ceiling trap; perhaps 40% of its splash efficiency will be in the roof and will never be part of the audio sound field. What comes airborne from the speaker into the listening area will be the bulk of what you're going to hear. In other words, you won't be hearing the first reflection off the ceiling."

Another challenge he faced was the producer's desk located behind the mixing console. The problem, he explains, stems from phase cancellations caused by "unwanted high- and mid-frequency reflections coming back from the producer's desk in an out-of-phase relationship to the direct sound from the front monitors. When that turnaround wave meets the oncoming new signal of the same frequency, and they are not in-phase, what you get is cancellation.

"The problem can be corrected in the mixing position, but if you move backward into the 4-foot area behind the producer's desk, the low end will drop a little bit in power with respect to the rest of the balance. But for a multipurpose room like this, the low-end situation will be acceptable."

Focus On Excellence



Introducing the MR-1 Discrete Head Professional Cassette Deck—
From Nakamichi—the company that created the cassette revolution!

The MR-1—a *professional* deck with front and rear balanced inputs, unbalanced inputs, balanced and unbalanced outputs, linear-scale peak-reading meters, independent Tape and EQ selection, Dolby-B and -C NR, provision for external NR, remote control, EIA rack mount and more!

The MR-1—with an Asymmetrical Dual-Capstan Direct-Drive Transport with less than 0.027% flutter, an exclusive pressure-pad lifter that eliminates scrape flutter and modulation noise, and a Motor-Driven-Cam operating system that ensures gentle tape handling, automatic slack takeup, and long-term reliability.

The MR-1—with the legendary Nakamichi Discrete 3-Head recording system for 20—20,000 Hz \pm 3 dB response, absolute azimuth accuracy, and incredible headroom.

The MR-1 Discrete Head Professional Cassette Deck—
From Nakamichi—the company whose profession is recording!



Nakamichi U.S.A. Corporation 19701 South Vermont Ave., Torrance, CA 90502 (213) 538-8150

*Dolby NR manufactured under license from Dolby Laboratories Licensing Corporation.

The word "DOLBY" is a trademark of Dolby Laboratories Licensing Corporation.

Circle (19) on Rapid Facts Card

October 1986 *Recording Engineer/Producer* 39



Studio 2's recording area measures 14'x22'x12' and can accommodate a small rhythm section for sweetening dates or serve as an overdub/mix room.

When the rear speakers are hooked up to the Dolby surround matrix, we can get a full image. Earlier, we just used left, center and right channels; now we can recreate exactly what happens during playback in theaters."

The only operational difference between the control rooms is that Studio 1 is equipped with an 8-bus, 32-channel auxiliary mixing console. An updated version of one that was designed and built by the Record Plant staff for its Studio M scoring facility, the auxiliary console is designed to share important logic functions with the SSL Total Recall automation computer. In this way the auxiliary mixer is said to optimize the music production-oriented SL4000-E for film/video mixing, including dialogue and effects work.

With eight echo sends and eight cue sends, the auxiliary mixer "also comes in handy for building numerous discrete cue mixes for individual players during tracking sessions," Maddocks says.

"We've also incorporated a few new ideas. For example, the design is all modular, which means that there are I/O slices and everything is set up on printed circuit boards. All the summing and distribution amplifiers are mounted on cards in master groups of four. If

something breaks, you can just take the card out—it's mounted by means of four Molex connectors—and slide a new card in."

Tape machine control

In each of the rear corners of the control room are 22-inch-wide soffits that contain the tape machines. The left-hand soffit houses the standard analog machines that come with each room: a Studer A-800 MkIII 24-track, a Studer A-820 2-track and an Ampex ATR-104 4-track.

The right-hand soffit contains a Sony PCM-1630 stereo digital processor and BVU-800 ¾-inch VCR. Additional machines, including a Sony PCM-3324 DASH-format digital 24-track, PCM-3302 digital 2-track or a second Studer A-800 MkIII, can be rented.

TimeLine Lynx time code modules are available for synchronizing whatever combination of audio and video machines is required for a given project. Because so many possible combinations of machines need to be accommodated, the studio's staff have designed and built a master system controller. Its function is to simplify interfacing and synchronization among the various tape machines,

and to allow control of mag machines located on the second floor.

At the heart of the controller is a system of six machine ports, which allow interface of a master machine and up to three slaves via multiway connectors.

"Through the six ports," Maddocks explains, "you can select any machine as the master and have that machine talk to the Lynx. All the motion controls, tach, time code and direction lines switch over automatically [to control by the master machine] at the push of a button. The other machines will then slave to manual commands from the master machine's function controls, or to commands from the SSL computer, which has motion-control, record, drop-in and rehearse functions."

Another set of master transport controls are located at an "assistant's station" on the producer's desk, which sits behind the mixing console in each control room. In this way an assistant engineer can take care of routine tasks without having to access the master controls located close to either the producer or the first engineer.

"The assistant's station will have tape-machine motion controls, and an auxiliary SSL Total Recall monitor," Maddocks says, "plus a few talkback functions for the 651 [master facilities module]. There will also be a selectable cue system, so that the assistant can track down hums, buzzes and malfunctions. And there's an intercom system that will talk directly to the film room upstairs."

To enable the master systems controller to handle the widely divergent transport logic and ballistics of different machines, the designers have developed a switchable interface card.

"Other people build mystery black boxes," Maddocks notes. "The problem is that you need a *different* black box for every tape machine that rolls in. Instead, we just looked at the cross section of the machines on the market and said, 'OK, everyone's got different tach rates and different direction senses; how can we consolidate all of that?'"

"Basically, we came up with one card that contains a series of divide-downs and multiply-ups—depending on what we need. The card also contains tach and direction lines, and a buffer for time code switching.

"Let's say that a Studer machine rolls in. You pull out the card and change the position of a few DIP switches. Slide the card back in and you're ready to go."



COMPLETE 16-TRACK AUDIO POST SYSTEMS FROM \$14,600.

Here's your very best buy in the latest high-tech audio sweetening hardware, complete from input to output. It's tailor-made for film and video post production, a completely integrated system. No other manufacturer can offer you all this, all ready for on-line operation.

We even offer automated audio assembly exiting as an option. It's called F.A.M.E., for Fostex Automated Media Editing, and it lets you program edit decision lists so that all your dialog, effects, music and cues are synchronized right on the money.

Your investment in Fostex gear pays for itself. Just take a look at what you spent last year for outside audio post work, and see how much sense a Fostex system like this makes:

- Model E-16, 16-track recorder with integral noise reduction. No need to leave a guard band for the SMPTE stripe. **\$7000.**
- Model E-2, 2-track recorder with center channel SMPTE track. Full compatibility with standard half-track tapes. **\$3600.**
- Model 4030 Synchronizer with Model 4035 Remote Controller. Allows you to control up to one master recorder and up to three slaves with chase and pre-roll; also resolves to film. **\$2000.**
- Model 450-16 Recording Console. 16 x 4 x 2 with phantom powering, parametric EQ, solo and in-line monitoring. **\$2000.**
- Fostex also makes a complete line of microphones (including a unique M/S Stereo Mic), monitors

(point-source, phase coherent), the hot tip in headphones (Model T-20), signal processors — even the interconnecting cables and all the other Necessary™ you need to remain on-line.

So check with your Fostex dealer today and join the fast-growing list of professionals who are producing popular records, videos, TV show themes and movie soundtracks on Fostex equipment.

Also check out our Autolocator and SMPTE generator/reader. Model 4050 lets you lock MIDI to SMPTE for even greater automation and flexibility. Trust Fostex for all of your on-line audio needs.

Fostex®

ON-LINE AUDIO
FOR OFF-LINE VIDEO

15431 Blackburn Ave., Norwalk, CA 90650 (213) 921-1112

Special cables and interface units may be required, depending on other hardware. Not all products are available at all dealers. Prices and specifications are subject to change without notice.

Circle (21) on Rapid Facts Card

The six basic ports of the master controller are supplemented by a system of mults. These serve to make the system expandable, and also enable the Total Recall computer to read time code from any source that is designated as the master.

"As well as direct sends to the machine ports," Maddocks explains, "there are also mults that enable you to add another Lynx module or something like that. In the case of SSL computer mixes, you have to have time code coming into the SSL and going to the Lynx module that has been assigned to the master machine.

"That connection is now made through a distribution system we've devised. Just a push of a button [on the SL651 module] allows you to do one of two things. When the switch is in the up position, you can route time code by means of a patch cord. When the button is depressed, the console automation looks at the system's controller, and whatever machine is selected as master. The latter happens automatically; there are no patch cords, or anything like that involved—it's just a matter of a small relay that makes and breaks connection between the time code read point and the SSL.


"This system makes it *very* easy to go to a new master machine whenever you need to."

Video facilities

Each control room is equipped with a Sony BVU-800 ¾-inch VCR, which does double duty as a storage medium for PCM-encoded digital audio and as a playback deck for video worktapes. In each control room the VCR works in tandem with a custom-designed video patchbay that provides access to all other video decks in the house. The two studios also provide several options for viewing picture originating from any of these sources. Video playback can be monitored on a Sony XBR 25-inch color monitor, mounted on the right-hand side of the front wall, on a 25-inch SSL multistandard monitor mounted to the left, or on both units.

Studio 2 is also equipped with a Sony model 9000 large-screen video projection system. The screen is positioned so that it can be viewed from inside the control room and from the recording area.

According to Stone, the video projection system provides a very important option for scoring, "because some production companies, such as Lorimar, are now shooting the majority of their



Studio 1's recording area during the construction stages, showing the film projection booth located above the control room.

footage on videotape, and therefore score the music to videotape. Almost every other television production company does its scoring to 35mm, and so we're prepared for both."

Mounted beneath one of the control-room video monitors is an LED display that provides a time code readout, along with a readout for time of day and a digital stopwatch. This display furnishes an alternative to viewing time code references that have been burned into a video workprint via a character generator.

Apart from displaying picture and time code, the video monitors in each control room also perform a variety of other functions. The SSL multistandard monitor is used to display the graphics associated with the Total Recall automation computer.

"We've worked out an intelligent video switching system," says Maddocks, "whereby the monitor automatically switches to the appropriate display when it gets a Total Recall command from the SSL computer. You can have, for example, a full RGB display of each individual module's fader position, where the EQ settings were and whether there were any mutes on the bus assigns."

The Sony XBR monitor can also be switched to display the readout from a spectrum analyzer connected to the con-

sole's stereo output bus. Further electronic metering is provided in the form of an XY scope mounted beneath the video monitor for checking phase angle of signals on the main stereo bus.

Studio 1 is also serviced by a customized Magna-Tech 35mm projector that has a rewind capability of 8.5X play speed, and can be configured for 16mm as well as 35mm work.

"It's a \$50,000 projector that has been hot rodged for scoring," Stone explains. "It was originally designed as an ADR projector, which means it was optimized to do looping. But you only need that kind of loop for ADR and Foley work, and we only do a small amount of that here. So, because of our ability to do our own R&D and manufacturing, we have made it into a scoring projector."

The mag/projector room also houses three MTM 35mm dubbers that currently have a rewind capacity of 6X play speed. Via a custom-designed matrix and a Lynx module, the dubbers and projector have been integrated with the master systems controller in each room, which means they can be operated from the SSL's onboard motion controls. The matrix also allows the output of the control room tape machines to be connected to the dubbers, and provides all the necessary options for monitoring of audio playbacks that originate in the mag/projection room.

Future plans

Apart from the planned production/transfer room and the provisions that have been made for the advent of tapeless recording and fiber optics, Stone has other long-range plans for expanding the studio's facilities. Needless to say, they are characteristically ambitious.


"Our roof is strong enough to install a big satellite dish," he says. "Our feeling is that modems are going to take over, and that more and more people will be calling in their parts from home. Beside that, there's going to be a lot of things happening with uplinks and downlinks. We can have our own downlink here, and we're only three blocks away from Armed Forces Radio and their uplinks.

"We designed this facility for the needs of today, and for up until the turn of the century. Our idea has been to make it as flexible and as functional as we possibly could."

REP

All photos by Elizabeth Annas.

Our customers told us finding an audio distribution amplifier to match the excellence of our video was tough



...so we built one.



Here is our solution - the new *ADA 860* with a 100 dB S/N ratio to rival anything in the industry. Now you get Leitch quality in audio. You can select top performing video and an outstanding audio distribution amplifier from one reliable source.

The new *ADA 860* works hard but you'd never know it. The low distortion level makes it virtually transparent. This six output audio distribution amplifier is designed to meet the most exacting requirements. Modular design permits the

kind of flexibility you need to customize your system. The input is over-voltage protected. Maximum output level is +24 dBm. Gain range is -6 to +24dB.

What you've come to expect from Leitch in video, now look for in audio... because the name Leitch has always meant quality.

For more information on the new Leitch *ADA 860*, just circle the handy reply card or contact:

Circle (23) on Rapid Facts Card

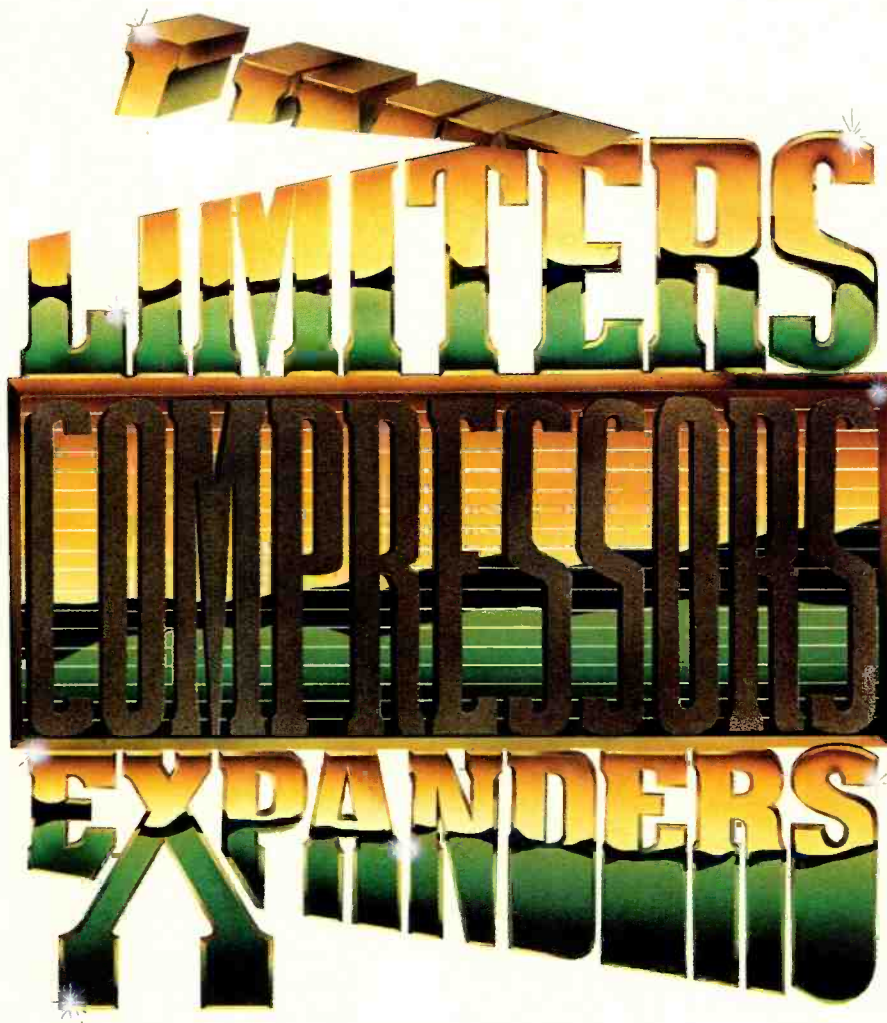
LEITCH

Leitch Video Limited
10 Dyas Road, Don Mills, Ontario
Canada M3B 1V5
(416) 445-9640

Leitch Video of America, Inc.
825k Greenbrier Circle
Chesapeake, VA 23320
(804) 424-7920

Leitch Video of America, Inc.
12520 Loma Rica Drive, P.O. Box 1985
Grass Valley, CA 95945
(916) 273-7541

Dynamic Range Modification:



Limiters, compressors and expanders can solve many of today's audio processing problems—just so long as you understand how they operate.

By Richard C. Cabot, P.E.

The limitations of the available media have long been a problem in recording and producing high quality audio. The dynamic range of the human voice or of common musical instruments is much larger than that of conventional discs and tape. Typical vinyl discs and analog tapes provide 60dB to 70dB of dynamic range between the noise floor and the maximum output level. Music can easily exceed a 40dB range between soft and loud passages, yielding only a 20dB S/N ratio on the low-level program material.

Devices were developed to *compress* the dynamic range of signals, making the

loud sounds softer and the soft sounds louder. This reduced dynamic range fits comfortably on tape, without the low levels being lost in noise and the high-level sound causing distortion.

Unfortunately, some audio processors actually create problems when dealing with the dynamic range of the human voice and musical instruments. In the case of vocals, these problems include amplifier overload, pickup of room noise and excessive sibilants in speech.

Gain changing

Dynamic-range changing devices provide a signal at their output, which *supposedly* differs only in level from the original signal. The device's gain


changes with the signal level as needed to alter the dynamic range; the waveform shape theoretically remains the same, but its size (voltage) is made larger or smaller as necessary.

The ideal compressor or expander is like a skilled, and very fast, mixing engineer who rides a fader on the signal, correcting for undesired changes in level. Nothing is changed about the signal but its level.

Because the characteristic of interest for such units is gain, their steady-state operation may be described with a graph of input level vs. output level. On a log-log scale (dB output vs. dB input) we get a graph similar to Figure 1, which is commonly referred to as a *transfer curve*. For

Richard C. Cabot is vice president and principal engineer for Audio Precision, Beaverton, OR.

The finest touring consoles never stand still.



Many of the world's top artists regard Soundcraft touring consoles as outstanding. However, that hasn't made us complacent. We've made a few enhancements to the Series Four, derived from listening to the people who use it.

And based on the world's most successful live sound desk, the 800B, we've developed an exceptional new touring console – the Series 8000.

Both possess the advanced ergonomics, operational simplicity and reliability you've grown to expect.

Series Four and Series 8000. Technology created for music.

For further information, contact us today.

Soundcraft

PERFORMANCE SERIES

Soundcraft USA JBL Professional, 8500 Balboa Boulevard, Northridge, CA 91329 (818) 893-4351.

www.americanradiohistory.com

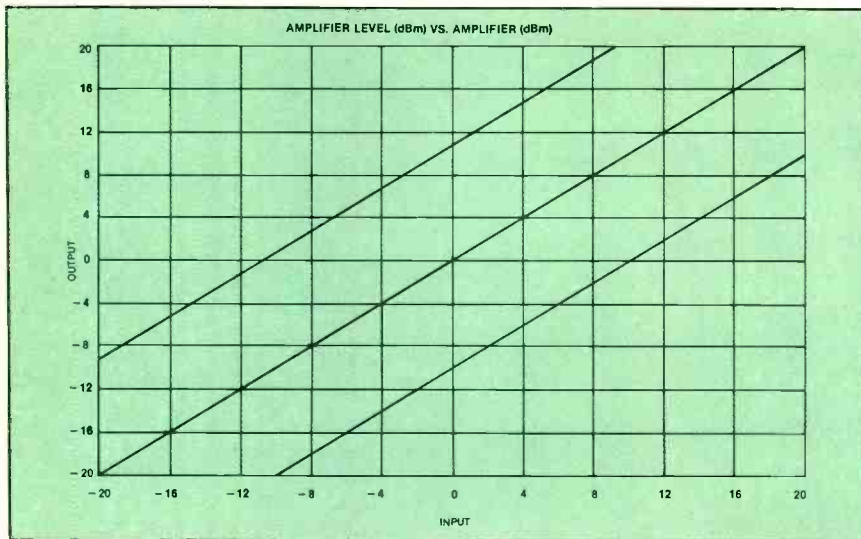


Figure 1. A basic transfer curve, showing output in dBm vs. input in dBm (log plot). A conventional amplifier produces a line at a 45° angle, with gain determining the actual position on the graph.

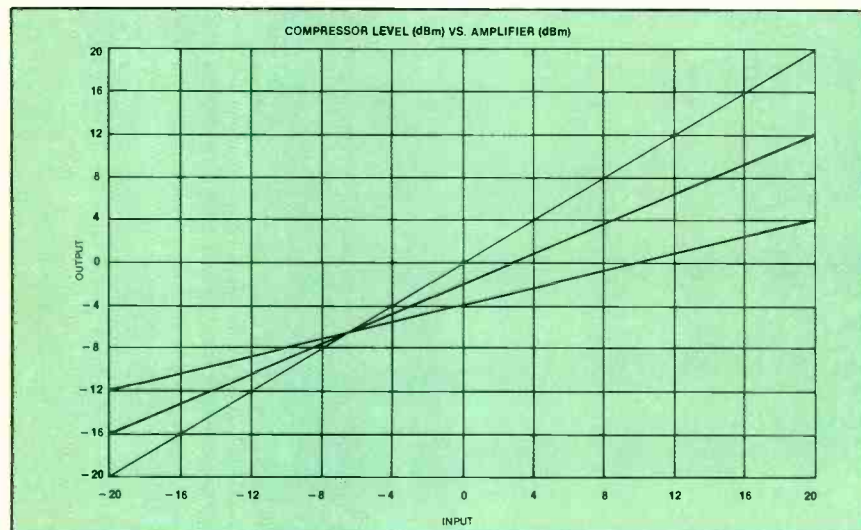


Figure 2. Typical compression graph showing how the output level will decrease or increase dependent upon the input level.

a conventional amplifier the graph is a straight line at a 45° angle. The gain of the amplifier determines where the line is positioned on the graph, but the slope is always the same.

Compressors

Musicians and vocalists tend to move around when working into a microphone, causing the signal levels to fluctuate. Sometimes this movement is unavoidable, as with a live performance, and sometimes it is simply due to the vocalist's movement during a take. The solution to such problems usually must be found in the audio processing chain.

When mixing a song for today's competitive airwaves it is often desirable to add more "punch" to the sound in an attempt to capture the listener's attention. The basic philosophy is to make the music fit the listening medium. Often a single's mix, which will get a lot of AM radio play, will be different from the album mix, which will be played on FM or on quality home systems.

This development has led to limiters and compressors that operate in many unusual ways, each optimized for one particular recording application or playback medium.

What we need is a device that will increase the level of the soft sounds and decrease the level of loud sounds, a characteristic that is shown in Figure 2. As the input signal amplitude increases, the output signal amplitude increases by a smaller amount. When the input signal amplitude decreases, the output signal amplitude decreases by a smaller amount. There is always a point where the input level equals the output level, called the unity-gain point.

The slope of the curve is called the *compression ratio*. A compressor whose output level increases by 1dB for every 3dB of input level increase is said to have a 3:1 compression ratio.

The classic block diagrams of a compressor are shown in Figure 3. Compressors come in two flavors: *feedback* and *feedforward*.

The feedback-type compressor is the oldest and most common of the two varieties. In this design, the output signal level is sensed and an appropriate voltage fed back to the gain-control element that precedes it. As the input level is increased, the output level tries to increase. This is sensed by the level-sensor circuit, which in turn drives the gain-control element in an effort to reduce the amplitude. Changing the gain after the level sensor changes the slope of the compression characteristic.

Such circuits are easy to build, and are self-correcting for errors in the gain element or level sensor. However, they guarantee that the output will overshoot its final value when the input level is suddenly increased. This is because the circuits do not see any change in level until the output of the compressor changes, by which time the overshoot has occurred.

Feedforward designs sense the input level and generate the necessary control voltage for the gain element to make the output level change as desired. Because the level sensor sees the signal the instant

ED
RAASTERY
RAFFERTY

Bullets. Targets. And Dynamic Range.



DYNAMIC RANGE is the spread between maximum output level (MOL) and noise (tape hiss). It is a major criterion of tape quality because it shows the true capacity for music. Tapes with high output and high levels of tape hiss are really no better than low output tapes with low noise. It's the difference between output and noise that matters.

Take your best shot.

Everyone's looking for a bullet – a hit that shoots to the top of the charts. Because bullets mean sales and airplay. And bullets make stars of everyone involved.

But talent and hard work alone won't get you that bullet. Because in the end, you're only going to sound as good on cassette as the tape you use. So reach for the best tape you can lay your hands on.

Reach for the stars.


Reach for BASF Chrome. It's the tape that sets the standard. The tape that gave the pre-recorded cassette its badge of high fidelity. Because of its unique magnetic properties and complete freedom from the physical deformities that plague other magnetic



particles, only BASF Chrome can offer both crystalline high

© 1986 BASF Corporation Information Systems, Bedford, MA

frequencies and an astoundingly low level of tape hiss – with no compromise between the two. For a difference you can hear immediately.



Shots heard 'round the world.

Nothing brings out the clarity, the power, the subtlety of musical talent like BASF Chrome. And that BASF Chrome difference is why as many as 40% of the top 10 pop albums have had cassette releases on BASF Chrome.

Chrome on the range.

The chart shows the dynamic capability of tapes at critical frequencies in the musical spectrum. Dynamic range is the room available for music between the limits of tape distortion and hiss. The more room the better. And over the full musical range, BASF Chrome is obviously – and audibly – superior to even the most highly acclaimed alternatives. BASF Chrome tape comes closest to the original studio master.

A choice of ammunition.

If you're aiming at the premium ferric or voice categories, BASF provides a tape for your best shot. BASF LHD delivers high output levels with minimum distortion or noise for the best ferric reproduction. And LNS is a voice grade tape so good it qualifies even for non-critical music.



So give it your best shot. Dial 1-800-225-4350 (East and South) or 1-800-225-3326 (Midwest or West). BASF has a bullet with your name on it.



800-225-4350



Circle (24) on Rapid Facts Card

617
- 271-6608

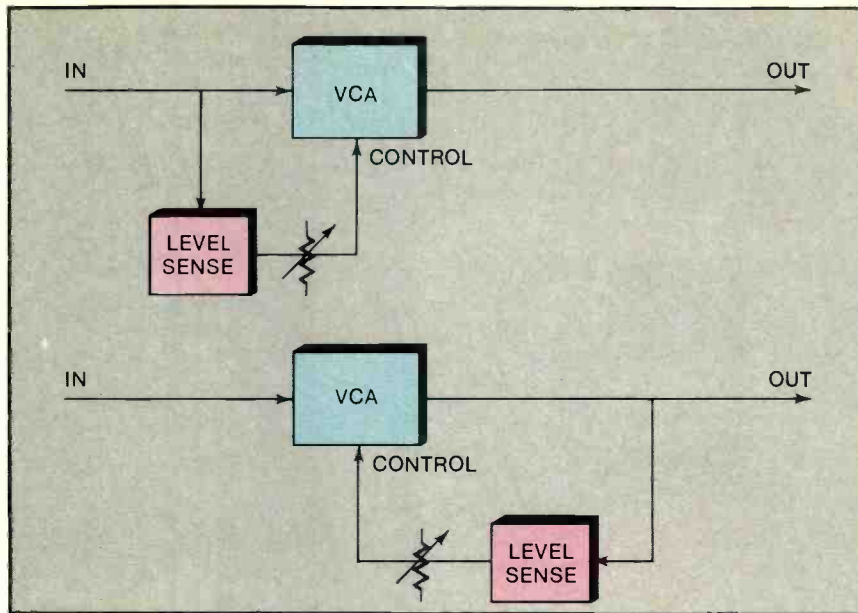


Figure 3. Two basic compressor block diagrams: a typical feedforward compressor circuit (top); and a feedback compressor circuit (bottom).

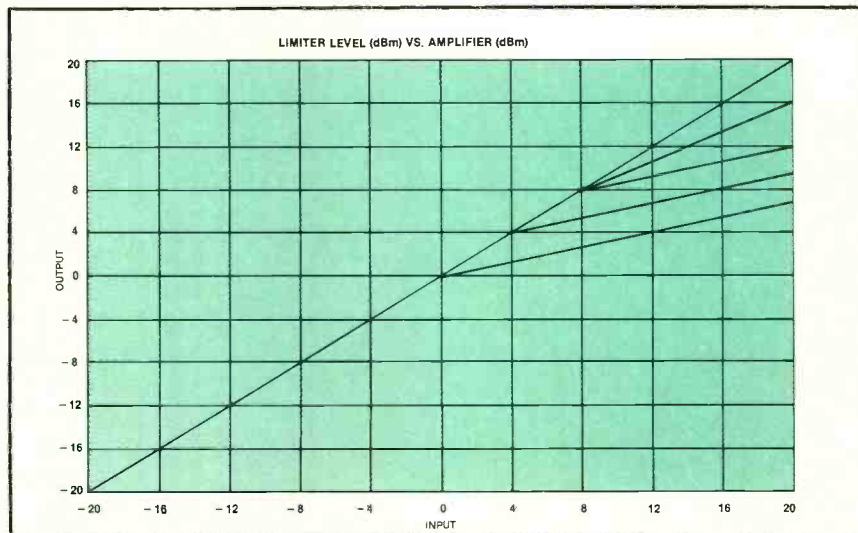


Figure 4. A transfer curve for a typical limiter, showing the gain reduction in the output signal above the threshold level or turnover point.

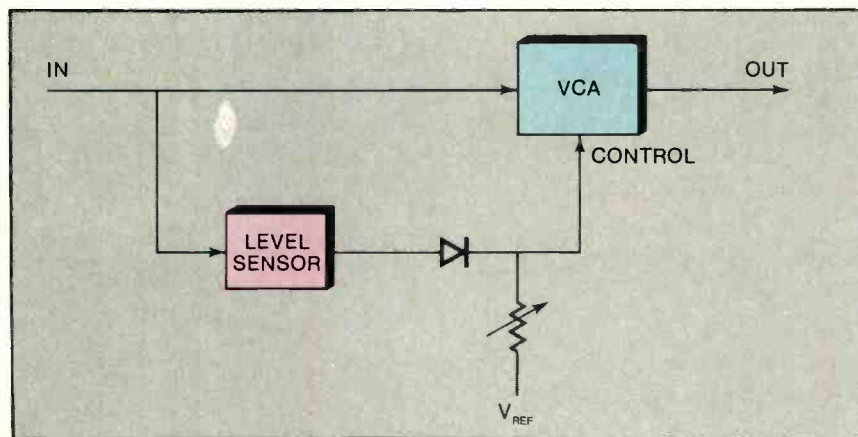


Figure 5. A basic limiter block diagram. A typical compressor circuit may be essentially converted to a limiter by the addition of the diode as shown, for transistor-based circuits.

it is applied; this approach reduces the overshoot problem. However, feedforward designs place more stringent requirements on the accuracy of the level sensing and control circuitry. Any inaccuracy in these circuits results in a corresponding error in the gain setting. There is no feedback loop to reduce the error.

The graphs shown in Figures 1, 2, 4, and 8 are all straight lines on linear dB scales. This characteristic is obtained with level sensors that output a voltage proportional to the dB signal level. Voltage-controlled amplifiers (VCAs) also exhibit similar characteristics, the gain in dB being proportional to the voltage of the control input. It is possible to design a compressor or limiter that has non-linear curves, although they are not very common today.

Solid-state circuits lend themselves well to the log and antilog functions required for linear dB action. It is possible, however, to build a compressor with level sensors and control elements that are not linear dB action. Such circuits are commonly used only in specialized noise-reduction systems, and in simple feedback-type limiters. In any case, the principles are the same.

Compressors can be quite complex devices. Some provide multiband operation in which the compressor divides the frequency spectrum into several bands and then processes each one separately. Although this approach produces a subjectively louder sound, the result is a frequency response that varies according to output level.

Limiters

Sometimes a recording or production engineer encounters a signal that is normally fairly constant in level, but which occasionally increases suddenly, causing the system to clip or distort. Examples include kick drum, certain vocals, synthesizers and cymbal crashes. To correct such signal fluctuation requires a limiter, a device that operates as a normal linear amplifier for signals below some preset input level but becomes a compressor for signals above that level.

Some units found in the studio are composed of both a compressor and a limiter. The compressor is used to reduce the signal's dynamic range, while the limiter prevents tape saturation.

A transfer curve for a typical limiter is shown in Figure 4. The level at which the limiter changes from unity-gain operation to compression is referred to as the



THE TASCAM MS-16: FOR THOSE WHO'VE HEARD IT ALL BEFORE.

We designed our new 1" 16-track especially for the skeptics. Those who have heard all the other 16 tracks... and all the other claims. Hearing is believing, and the MS-16 delivers enough audio quality to convince the most critical ears. But that's just part of the story. The fact is, the closer you look into the MS-16, the better it gets.

The MS-16's superlative performance begins with our new micro-radii heads. They virtually eliminate "head bumps" and ensure flat frequency response. Put this together with direct-coupled amplifiers throughout, plus ultra-quiet FETs, and you get exceptional transient and low frequency response with extremely low distortion.

Unlike most tape machines, the record/sync and playback heads on the MS-16 are identical in performance, so you can make critical EQ and processing decisions on overdubs or punch-ins without having to

go back and listen a second time. You get what you want sooner and with fewer headaches.

Record/Function switches for each track allow effortless, one-button punch-ins. Input Enable allows instant talkback during rewinds. With the MS-16, you're free to concentrate on the project at hand... rather than on your tape machine.

The MS-16 takes the grief out of locking up with other audio and video machines as well. The 38-pin standard SMPTE/EBU interface affords speedy, single-cable connection with most popular synchronizers and editing systems. And the MS-16's new Omega Drive transport stands up to continual shuttling while handling tape with kid-glove kindness.

Take a closer look at the MS-16. See your TASCAM dealer for a demo, or write us for more information at 7733 Telegraph Road, Montebello, CA 90640.

THE TASCAM MS-16 SIXTEEN TRACK



TASCAM THE SCIENCE OF BRINGING ART TO LIFE.

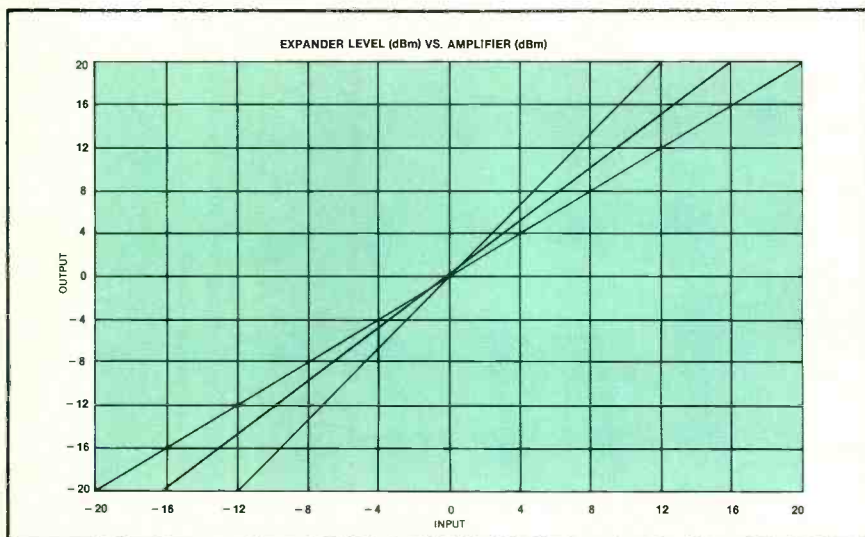


Figure 6. A typical transfer function graph for an expander circuit, showing the basic function of making loud sounds louder and soft sounds softer.

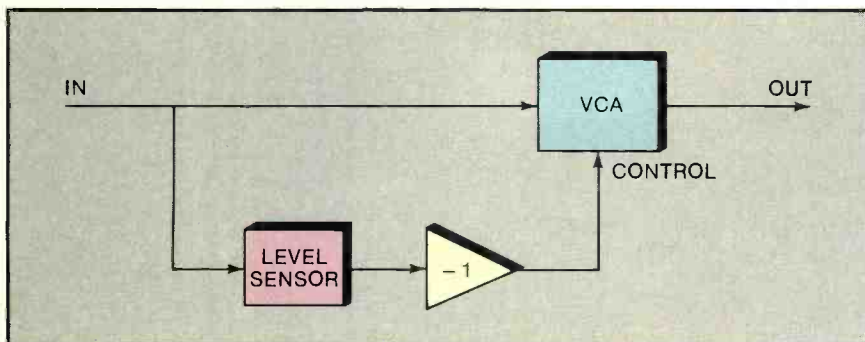


Figure 7. A basic block diagram of an expander circuit.

threshold level, or turnover point. This point is normally variable, allowing the threshold to be adjusted to match the requirements of the studio operating levels and the program material. As with a conventional compressor, above threshold the compression is characterized by the slope of the transfer curve.

The *knee* in the transfer curve may be sharp, as shown in the graphs, or rounded. Some limiter manufacturers claim that the side effects from a rounded-knee characteristic are less audible; this is a matter for your ears to decide.

A compressor may be converted into a limiter by the addition of a diode before the gain-control element, as shown in Figure 5. The dc voltage from the threshold control is applied to the output side of the diode, forcing the signal level to exceed the threshold before compression can occur.

As with compressors, limiters may be designed in either a feedback or feedfor-

ward configuration. A feedforward-type requires predictable characteristics in its level sensor and voltage-controlled element, a straightforward task with transistor-based circuits. If the exact slope of the compression is not of great concern, a feedback-type limiter does not require closely controlled elements.

Limiting thresholds are set by the diode bias voltage, or its equivalent components. The limiting function may be performed with a field-effect transistor (FET), or combination of a light-dependent resistor (LDR) and a light-emitting diode (LED). Such relatively inexpensive designs allow low-cost limiters to be built into power amplifiers or mixing consoles.

Expanders

Expanders are the functional inverse of compressors: They make soft signals softer and loud signals louder, as shown in Figure 6. As can be seen, the slope of the lines is always greater than the 45° slope of a linear amplifier.

If an expander has an increase in output level of 3dB for an increase in input level of 1dB, it is said to have an expansion ratio of 3:1.

In the block diagram of a typical expander, Figure 7, the only change from a compressor is the addition of an inversion stage to make the gain increase with increasing signal level.

Noise gates

Many recording sessions and live performances use open microphones designed to pick up some desired instrument or vocalist. However, when there is no sound from the desired source the microphone continues to pick up ambient noise. If there are very many of these open mics, the background noise can get out of hand. A similar problem arises when trying to add a track from a noisy tape into an otherwise quiet mix.

What is needed is a way to turn down the gain when the signal level drops below some preset value. A device that does exactly this is the noise gate. Noise gates are to expanders what limiters are to compressors. Above the threshold level a noise gate operates as a normal amplifier; below threshold the gain decreases with decreasing signal level, making soft sounds much softer.

This action effectively gates out, or removes, the background noise, but does not affect the desired signal. The noise-gate characteristic shown in Figure 8 looks much like a limiter's transfer curve

If you think
you've heard it all,
maybe you're just
suffering from
sensory deprivation.
The 480L Digital
Effects System
brings new hope.
It goes beyond
the 224XL. But can
work with it, too.
Hear "Brick Wall"
(and over 40 other
new programmed
effects) now.
Call (617) 891-6790
or you may never
hear the end of it.

lexicon

BRICK WALL

Circle (28) on Rapid Facts Card

Lexicon Inc. 60 Turner St. Waltham, MA 02154 USA Telex: 923468

www.americanradiohistory.com

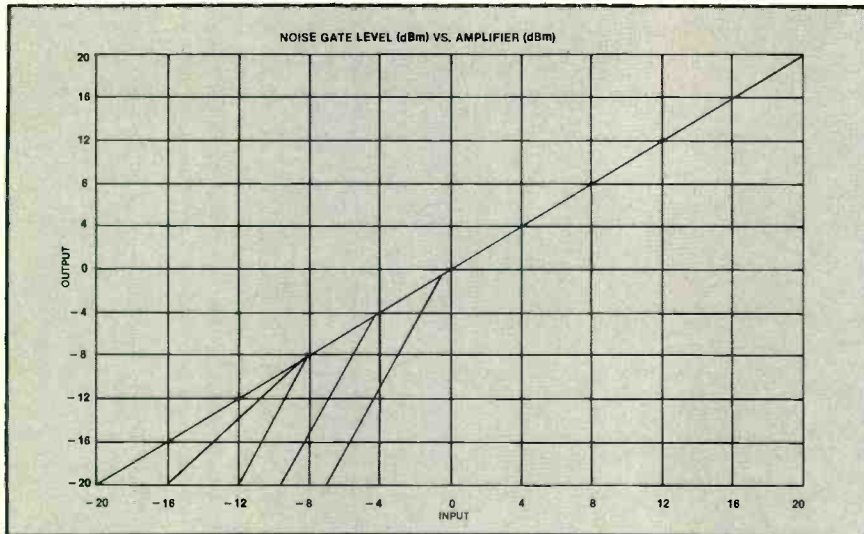


Figure 8. A transfer function for a typical noise gate circuit. The curve resembles the transfer curve of a typical limiter flipped diagonally from what is shown in Figure 4.

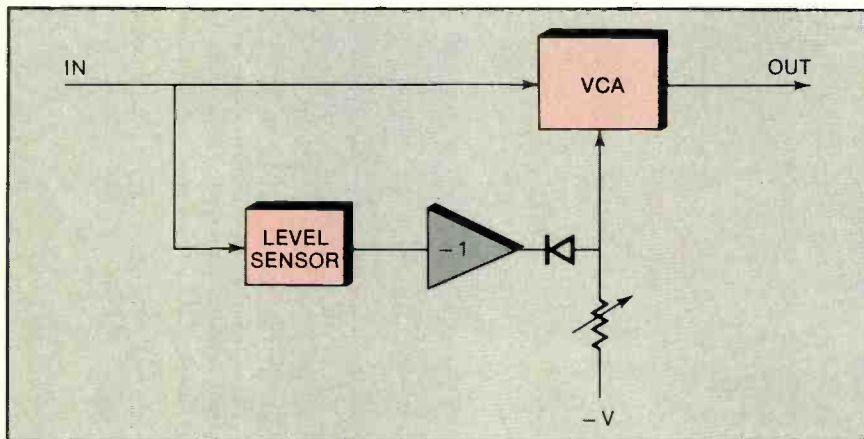


Figure 9. The basic block diagram of a noise gate.

that has been flipped over diagonally.

As with a limiter, a noise gate has two important parameters: threshold and expansion ratio. By adjusting the threshold level, the unit can discriminate between the desired signal and unwanted background noise. If there is insufficient level difference between them there will be erratic changes in gain, as the noise gate switches in and out of expansion mode.

The noise gate block diagram shown in Figure 9 looks much like a cross between an expander and a limiter. The inverter is used, as in an expander, to make the gain increase with increasing signal level. However, the diode now prevents the level sensor's output from exceeding the desired threshold—when this occurs the gain is clamped. Below threshold the

noise gate functions as a conventional expander.

Noise gates can also be used for special effects. An excellent example of this is the "Phil Collins" gated reverb drum sound. The signal is fed through a reverb unit that has been set to a fairly long RT_{60} . The recirculation signal on the reverb decays to below an appropriate level, which gives a rich sound that ends abruptly when the noise gate cuts in.

Time effects

So far we have considered only the steady-state behavior of these devices. When the signal amplitude changes with time, however, such signal processing is not so easy. Audio signals are, by their nature, ac waveforms that go positive and negative many times per second. It is essential that the signal amplitude be controlled *without* affecting the waveshape of these ac signals.

For example, if the signal amplitude is adjusted too quickly, the waveshape will be changed, causing audible distortion. If it is adjusted too slowly, on the other hand, some signal peaks will pass through unchanged and the compressor has failed to do its job.

Figure 10 illustrates a typical limiter's response to a time-dependent waveform. A tone burst with an instantaneous 20dB change in amplitude is applied to the input. When the signal amplitude increases, the limiter takes a certain amount of time to respond, resulting in overshoot at the output. As the limiter adjusts to the new gain required, the output amplitude decays to the desired value. When the signal amplitude drops, the output level also drops by the same amount. As the limiter readjusts to the new signal level, the output gradually increases.

Many audible problems are related to the time required by the unit to adjust the gain, including the pumping and breathing sounds heard as the medium-level background material is modulated in amplitude by high-level program material.

If, in an attempt to avoid these problems, a limiter is designed to be slow-responding, it will not be able to prevent peak amplitudes from exceeding the desired level. Any design is a tradeoff between audible side effects and incomplete processing.

This situation has led several manufacturers to provide attack- and release-time controls on their units. Such controls

GET ON TRACK!



The New System 8 Mk.3

Offers you high level Comfort in Layout, Performance and Reliability. Features built through Experience to provide Flexibility and Endurance for the Long Run.

The MK.3 is available in 16 and 24 input configurations, that let you find your stride during those long distance 8/16 track recording sessions. Or demanding sound reinforcement applications.

System 8 MK.3

For more detailed information on how the System 8 MK.3 Mixers can help you... Break A Track Record. Contact your local authorized AHB dealer today.

Run With The Best

AHB

Allen & Heath Brenell (USA) Ltd.
Five Corners Road
Orange, Ct. 06477 / (203) 795-3594

Mixing **ART** With **SCIENCE**
Circle (27) on Rapid Facts Card

Allen & Heath Brenell Ltd.
69 Ship Street, Brighton, BN1 1AE England
Telephone: (0273) 24928 / Telex 878235

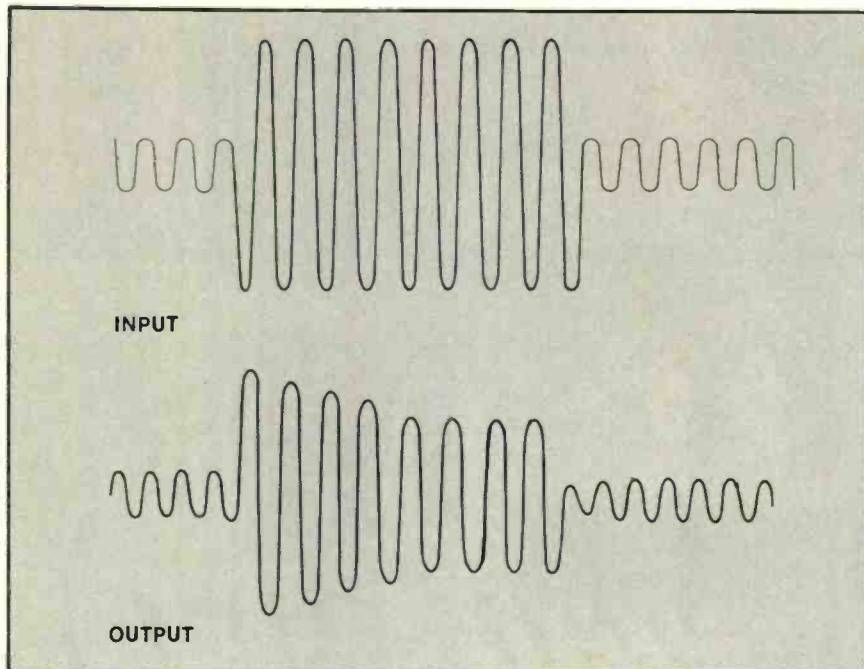


Figure 10. Representative waveforms showing probable tone-burst response for a compression circuit, illustrating the time response of such a unit.

allow an engineer to increase the attack time and reduce the release time until side effects begin to be audible on the particular material being processed.

Adjustable attack and release times also enable the user to operate special effects by adjusting the timing. For example, the attack time may be lengthened to allow the beginning of notes to distort, giving guitars a "gritty" edge to their sound when played hard.

Compressor and limiter features

There are many features available on compressors and limiters that may be important for a particular application. Most professional compressors provide an indication of the gain or gain reduction taking place, and many units also allow monitoring of input or output signal level. This visual aid can be helpful when adjusting drive levels in a system.

Some compressors and limiters allow the control voltages in the level-sense path to be tied to other similar units for use in multichannel systems. If a pair of units is used on the two channels of a stereo mix, tying these points together will prevent the image from shifting because of unequal channel compression.

A few units allow the input to the level-sense circuitry to be patched for special effects. In this way an external equalizer can be inserted into the level-sense path for removing rumble or other low-frequency noise that would otherwise

disrupt the level-sensing action. A de-esser is a compressor that has been set to work on high frequencies by the insertion of an HF boost in the level-sense path. Putting a notch filter at the power-line frequency into the level-sense path of an expander or noise gate would allow strong hum to be reduced further than the action provided by a conventional expander. When music is present the filter would mask the hum that would be let through, yet the hum cannot keep the expander gain up.

An unusual, but useful, application for the level-sense input would be to have a microphone picking up background sound to control the level of the main mic channel. With the unit set for a 2:1 expansion, the desired vocal would always be kept a fixed level above the music or noise.

Compressors can sometimes function as remote-controlled attenuators, to provide a remote volume-control function using only dc on the control wires. This might be used, for example, to control the headphone volume in the studio, or could allow a musician to have footpedal control of the instrument level.

Performance specifications

The standard performance specifications of distortion and signal-to-noise ratio are difficult to apply to devices that modify the dynamic range of program material. Because a signal's gain changes with input level, as well as the selected

compression or expansion ratio and threshold level, these performance measurements also change.

The noise will generally get worse at high gain values (low signal levels for expanders and high signal levels for compressors). Distortion will sometimes peak at intermediate values or the extremes of gain, depending on the type of gain-control element used. Be wary of units that are specified at only one gain value, or at 1:1 compression ratio. It is best to examine a family of curves of distortion for different gain settings.

Specifications such as frequency response, common mode rejection and maximum input level should be comparable to other types of signal-processing devices. Precautions taken with unbalanced systems apply especially to compressors, which can significantly increase system hum when they have no input signal. Using such a device at different places in the system places differing constraints on residual noise and headroom. Carefully study the system's gain structure before specifying any particular device.

It is difficult to quantify the specifications unique to limiters and compressors in a way that allows meaningful comparison between the audible performance of different units. Attack time and release time are only two aspects of the dynamic behavior. A limiter's distortion performance during the attack portion of its response will significantly alter the perceived distortion for actual program material.

Many compressors and limiters are marginal for headroom, and hard clip on large inputs until the level sensor responds and reduces the gain. Other units are designed with more headroom or an integral softclip circuit, which greatly reduces the level of high-order distortion products during overdrive.

Some compressors and limiters suffer from leakage of the control signal into the output signal path, which results in low-frequency energy at the output during large swings in signal level. This will usually show up in two-tone, difference-frequency intermodulation measurements, if the tones are spaced closely enough in frequency.

Compressors and limiters, more than any other signal-processing device, should pass a listening test before purchase. The necessary performance criteria are not yet well enough understood to simply rely on paper specification.

REP

L.A.'s LARGEST PRO AUDIO DEALER

- ▷ Sales people experienced in the equipment and techniques of audio/video production.
- ▷ Factory-trained service technicians who are fast, courteous, and dependable.
- ▷ Over 200 different brands of professional audio/video equipment. Better selection of consoles and tape machines than anyone else in southern California.

L.A.'s largest pro audio dealer is

EVERYTHING AUDIO



Sales • Service • Design

EVERYTHING
AUDIO

16055 Ventura Blvd., Suite 1001
Encino, California 91436
Phone (818) 995-4175 or (213) 276-1414
TWX 5106017338

Circle (28) on Rapid Facts Card

An Engineer's Guide to Compression and Limiting

By Denis Degher

Specific examples of compressor and limiter settings can provide a valuable starting point when using them to process instrument and vocal sounds.

Compressors and limiters have become to the recording engineer what lens filters are to a camera operator: a way of controlling dissident sound or light elements for enhanced spectrum placement.

You can use compressors and limiters to increase the overall level of program material and hence improve the signal-to-noise ratio, and as a creative device for processing sounds. Compression and limiting ratios, attack and release times, and the degree of compression can help define an engineer's trademark sound, and many of us use specific hardware to record specific instruments and vocals.

The positive implication of this approach is that there is *no* substitute for experience. The negative implication in the artistic world is that mistakes play a major role in the creation of unique techniques and sounds. As with any creative tool, it is the *user* who determines the application and execution of a processing device.

The main control parameters of compression and limiting are peak and averaging (RMS); their response signal levels more or less parallel that of peak and VU meters. An averaging device responds to a signal's average level, like the human ear and a VU meter, and therefore tracks the overall power rather than the transient peaks.

The result is a smoother response characteristic. A peak-responding limiter, on the other hand, is designed to track the audio program peaks like a PPM; it is therefore much quicker responding and can catch instantaneous spikes. Because many of today's most popular compressor/limiters do not offer

variable attack and release times, different devices are often used to suit the nature of the sound to be controlled.

Sound examples

By compressing a **bass drum** by 1dB to 3dB or more during mixdown, using a compression ratio between 2:1 and 4:1, that tight "popping" or "clicking" sound

Some form of compression is usually necessary to even out VU levels between notes.

heard on many dance singles can be achieved, without using an inordinate amount of high-end EQ. By using an averaging compressor with a slow attack time, the first transients of the signal envelope will be allowed to punch through before the compressor reduces the sound level above threshold. The result is a sound with a lot of "attack," but without the excessive amount of level that might result from a highly equalized bass drum.

A variation on this theme is to mult the bass drum. By keeping the primary-kick signal natural-sounding for thump, and compressing the paralleled kick signal for click, you can blend the two for power *and* click. By using a very fast attack time the leading edge of the sound envelope can be compressed as well, creating a unique but powerless bass drum effect.

Snare drums can be processed similarly. By heavily compressing the multed snare with a slow release time, a certain amount of sustain can be added

by the pumping action of the compressor release. Radical equalization of the compressed channel can be added to create a highly processed sound.

Tambourines and other percussive, metallic sounds that have very high transient peaks can often cause circuit overload and tape saturation. In order to prevent this, peak limiting with a very fast attack time and a compression ratio between 8:1 and 20:1 can be used to help tame those excessive peaks on the leading edge of the sound envelope.

Percussive instruments that are played with sticks or various mallets of wood or metal (including marimba, vibes, steel drum, glockenspiel, tubular bells, triangle, cowbell and timpani) often produce intense overtones and transients. In fact, the overtones of certain notes may almost be as loud as the primary frequency, creating vast swings in level between notes.

Because of the cutting nature of high-frequency instruments, where they will be placed in the mix and the fact that they cause high crosstalk levels between adjacent tracks on analog recorders, correct mixing technique and lower recording levels without limiting or compression is usually more effective than peak limiting or compression.

Midrange and lower frequency instruments are a different proposition. They do not cut through a mix nearly as well as higher frequency instruments, and still may retain heavy harmonic overtones. As a result, some form of compression with relatively fast attack and moderate release times is usually necessary to even out VU levels between notes.

Low-frequency instruments, such as **electric bass**, often need leveling for a variety of reasons, including the way in

Denis Degher is a free-lance engineer and a regular contributor to RE/P.

IT'S AN ITC



Low Cost Performance

OMEGA cartridge machines embody ITC quality at an affordable price with features to delight everyone ... *including low-cost stereo performance.*

OMEGA cartridge machines have simple, clean electronics for clear, accurate audio reproduction with the features you need. Microprocessor technology brings you many operational flexibilities with easy, economical maintainability. A crystal referenced DC servo motor provides audibly less wow and flutter, reduced heat and selectable speed operation.

OMEGA mono reproducers are field upgradeable to stereo while OMEGA mono recorders

have a selectable 1 kHz cue tone defeat and include a built-in microphone preamp. With direct microphone input and ITC's "FB-1" telephone answering interface, your facility can offer automatic dial-in information or perform a wide variety of news-room and research functions.

CALL US TODAY to discuss financial options on ITC's complete line of cartridge machines.

99B Cartridge Machines,
"The Best"

DELTA Cartridge Machines,
"Today's Most Popular Cartridge Machines"

OMEGA Cartridge Machines,

"Affordable Performance You Can Trust"

When newer technology emerges, it will come from International Tapetronics Corporation/3M, "The Leader in Reliability and Service."

In the U.S., call toll-free **800-447-0414**, or collect from Alaska or Illinois **309-828-1381**. In Canada, call Maruno Electronics, Ltd. **416-255-9108**. In most countries outside the United States and Canada, information on ITC equipment can be obtained through local distributors.

International Tapetronics Corporation/3M

2425 South Main Street
P.O. Box 241
Bloomington, Illinois 61702-0241

Circle (29) on Rapid Facts Card

3M

which the pickups are set up, the pickup's frequency response or possibly because of the way the musician is playing. Certain notes tend to jump out audibly and need controlling. Another problem can be caused by level discrepancy between certain notes, which will be obvious when viewing levels on a VU meter.

To ensure proper tape levels, compress the sound by up to 4dB or 5dB, with a 2:1 or 4:1 ratio. If the attack time of the compressor is set too fast, the initial envelope of the note can be affected adversely, causing a punchless, "rubbery" sound. Another problem may occur while using fast release times on low-frequency sounds. Reducing the release time should ensure that the compressor threshold does not pump between the long, low-frequency cycles, or unduly affect the end of the sound envelope.

When recording an **acoustic bass**, many of the above problems are exacerbated by the instrument's acoustical characteristics and the recording environment. **Synthesizer bass** can also create significant level problems, some of which can be reduced by using low compression ratios. For shorter, sequenced **bass synth** sounds, a large amount of compression followed by heavy expansion at a high ratio forces the sound envelope to push its way

through the noise gate, thereby creating a tight, expanding sound.

Synthesizers seem to need a certain amount of compression, because no longer are you dealing with a *natural* sound that must be treated carefully to retain certain inherent sonic qualities. In many cases, radical processing may help

Synthesizers need a certain amount of compression because you are no longer dealing with a "natural" sound.

make the sound more *real*. **Synthesized horns** parts, for example, can often be greatly enhanced by RMS compression at ratios between 1.5:1 and 4:1, and compression from 5dB to 8dB or more, depending on the characteristics of the patch and compressor being used. A thicker, punchier and more dense sound can be achieved as the compressor positively affects the synthesis overtones, by squashing them together.

Percussive synthesizer sounds often contain jagged and irregular peaks that can be controlled various ways. For level control, use higher limiting ratios (8:1 or greater) on a peak device, or the peak

setting on switchable unit, to control excessive level swings without affecting the lower-level program material.

Another approach is to compress the sound at low ratios to reduce both high- and low-level program levels. Again, this technique depends on the sound being created, because you are dealing with synthetic sounds. With **samplers** and **sampling keyboards**, particularly 16-bit devices, the question of what's *real* may become a moot point when sound quality is compared to the analog recording process. The latter's inherent weaknesses and compensations include pre-emphasis, de-emphasis, NAB and AES equalization, record- and playback-head gap loss, and so on.

So, when dealing with high-end sampling technology, some caution must be used to retain the "natural" sound, whatever that may mean today.

The **electric guitar** seems to enjoy compression for many effects. When close-micing a loud rock-and-roll guitar amp, squashing the sound at low compression ratios with a slow release time adds sustain, and definitely makes it easier to place in a mix. Another trick is to heavily compress the ambient mics by between 6dB and 10dB, thereby creating a denser, sustained ambience.

Although heavy compression makes it easier to place a raucous guitar in a com-

What is Gain Reduction?

There are many misnomers and misunderstandings about how compressors and limiters function. In an attempt to shed some light on their mode of operation and the different types of gain reduction control, RE/P offers the following definitions:

- *Leveling is usually taken to mean the long-term control of signal levels. The compression ratio is greater than 10:1, with slow attack and release times. As a result, leveling has negligible or no effect on short-term changes in the average level, or on sudden transients.*
- *Compression is used to maintain a constant power level; in essence, it prevents levels from falling too low. Benefits include improved signal-to-noise ratio and correction of excessive volume level.*
- *Limiting prevents a signal from ex-*

ceeding a preset level and provides protection from overmodulation, overcutting and monitor damage, and elimination of transient peak levels.

There are two basic types: program limiters (referring to the highest VU level occurring within source material); and peak limiters (regarding waveform peak amplitude, measured with a peak program meter or oscilloscope).

When the waveform amplitude cannot be allowed to exceed a predetermined value, peak limiters are used. They are characterized by fast attack and release times, high compression ratios and high threshold levels.

The parameters that characterize limiters and compressors are as follows:

- *Compression ratio defines an input-level decibel change corresponding to a user-defined, output-level decibel change. Perfect linear circuits produce a 1:1 compression ratio; compressors and limiters use ratios or slopes that range from 1.1:1 to 30:1. Variable-slope compressors begin with a low*

compression ratio, and then increase as the level of the input signal rises.

• *Threshold refers to user-definable, dynamic range modification. All limiters and most compressors operate below this threshold level as linear amplifiers, with a relative slope of 1:1. In order to be effective, limiters usually operate at a threshold above 0VU.*

• *Attack time is the time required by a device to bring an input signal under 90% control after it has exceeded a defined threshold. To prevent sudden signal increases from escaping amplitude control, limiters usually incorporate fast attack times. To prevent unwanted effects on transients, compressors use slower attack times.*


• *Release time is the time required by a device to restore an input signal to 90% of full gain, after it has dropped below a defined threshold. While longer release times result in less apparent volume, faster release times can provide greater volume, but can also introduce more distortion into low-frequency program material.*

"The equipment lives up to its specifications and operates beautifully under heavy demand."

Dwain Hansen, *Owner*

Tape One

Honolulu, Hawaii



See the ultimate in Realtime and 2X CASSETTE DUPLICATION

at the Los Angeles AES Show, Booth 805, Nov. 13-16 or Call for Specs & Prices

24 Commercial Blvd., Novato, CA 94947
in CA call (415) 883-5041



KENNETH A. BACON ASSOCIATES
Toll Free (800) 231-TAPE

"Creemos que las máquinas KABA vayan a dar un buen trabajo ya que tenemos trabajando con ellas 2 meses sinningun problema, con una producción de 1500 cassettes diarios.

Domingo Chavez, *Owner*
Discos Sabinas

San Nicholas de los Garza, Mexico



Circle (30) on Rapid Facts Card

plex track, it can have the negative effect of making the overall sound appear smaller. As a result, compression should be approached with care, or avoided, when recording a power-rock trio where the guitar is the only chordal instrument.

When recording direct or close-miced **chordal guitars**, high compression with correct equalization can create a brilliant, shimmering sound with little or no attack. The sound appears to swell after the strum because of the pumping action of the compressor's release.

To help keep **lead guitar solos** highly audible, to add sustain and to avoid level problems during mixdown, compression may be used to compensate for vast level swings between guitar notes. Such level problems may be caused by a variety of factors, including the guitar's fretboard design; the tubes in the guitar amp, which may feature different harmonic frequencies; or the musician's pick attack during the solo, which may send differing amounts of voltage from the pickup.

For **R&B-style, single-note picking**, a slow attack time will allow through the percussive attack before compression begins, and a quick release will pop the level back up between notes, creating the "percolator" effect.

When played as a solo instrument, the **acoustic guitar** usually requires no limiting or compression. Unfortunately, in order to fit a plucked or picked steel string into today's complex mixes, something has to give, and it's usually the guitar's natural fidelity. This is not always bad; many of today's most popular steel string sounds are highly compressed. An example is the popular rock/pop strummed sound that features the string sound over the instrument's resonance.

The **gut string guitar** is another instrument that sounds much better in its natural form than when it's been compressed or limited. For placement in a pop mix, however, it is usually necessary to reduce the dynamic range. Experimentation is the only solution.

Because of an **acoustic piano's** highly transient, percussive nature, level differences between notes and the great dynamic-level possibilities, many engineers favor mild compression with a slow attack time. This lets through the percussive leading edge of the sound envelope before the compressor kicks in.

Personally, I prefer a natural sound with no compression and take my chances with tape compression of the high transients, unless I'm going for that

highly compressed, altered sound heard on some records. That particular effect can be achieved with a medium-to-quick attack time at low ratios plus heavy compression, and depends on whether you want compressed sustain (a slower release) or the end of the note to pop back up (a fast release).

Occasionally, real **horn sections** will need a decibel or two of compression at

Excessive compression can bring up the breath factor too much in comparison to the note.

low ratios to blend them onto one track, or in stereo to maintain an even balance between instruments. Overcompression may result in an unnatural sound. **Horn solos** may also need touches of compression to avoid tape saturation on peaks.

Flutes of all types can produce large level jumps between notes that wreak havoc on RMS meters, but without being aurally noticeable. Another problem with flute is the breath component of the overall sound—excessive compression for note leveling can have the adverse effect of bringing up the breath factor too much in comparison to the note. The problem should first be tackled with mic placement; finding the correct mic(s) and proper orientation to the flute's mouth piece will be far more successful than using heavy compression or limiting.

Some engineers like to compress the close mics on **violins** and **violas** for blend control. I refrain from compressor limiting of strings, and prefer an ambient, open-micing technique that uses the room acoustics to capture the sound. The only exception to this rule are **cellos**, which usually are more closely miced and sometimes require slight compression to even out different notes caused by terse bowing, or from a pizzicato section.

Theoretically, no compression is the best compression when recording **vocals**. However, this cannot always be accomplished on many of today's dense, rhythm-oriented pop records. Finding the correct vocal perspective within the mix is possibly the most critical aspect of mixing such tracks. The artist must be readily audible without totally dominating the track. Recording vocals requires both sensitivity in dealing with the artist

and attention to sonic integrity.

Many considerations enter into the recording of vocals, including the type of microphone being used, the room sound, the use of compression, what device is used and the vocal perspective in the cue mix, which in turn will affect how loud the vocalist sings. Just as certain microphones flatter certain vocalists, certain compressors may also prove to be complimentary to specific voices, depending on the unit's ballistics. What makes certain vocalists a challenge to record are large swings in dynamic range, in some cases 20dB or more between a song's pianissimo and fortissimo sections.

What further complicates the situation is that some voices do not readily accept compression without compromise, resulting in an unnatural sound. For voices that do not like compression, use very low compression ratios, light compression, moderate attack and release times, and gain riding to retain a more natural sound.

By feeding the compressor from the mic pre-amp, very little effective control is provided, and large amounts of level may reach the compressor and cause overcompression. By connecting the compressor across the console's channel bus, the input channel fader can now be used to control the amount of gain that reaches the compressor, thereby avoiding overcompression.

Certain artists with thinner, less intense voices crave compression, and may actually benefit from 5dB to 7dB of compression at ratios from 4:1 to 2:1. The use of compression seems to positively affect the harmonic overtones, creating a richer, thicker and more powerful sound.

Background vocal ensembles may be treated in a variety of ways, depending on the desired sound. If the group cannot blend with itself from a level perspective, compression for level control may be necessary. If you are after punchy, grabbing backing vocals, heavy compression can be used for effect. Another trick that some engineers employ is level *ducking*, where certain instruments are keyed to drop in level when the vocal enters, allowing for placement within the mix, rather than the "over-the-top" perspective.

Heavy compression (8dB to 20dB) of **ambient micing** represents another effective use of compressors that seems to be in vogue for many of today's records. This effect can be accomplished by com-

Audio Transformers

Choose from a wide variety of types and packages

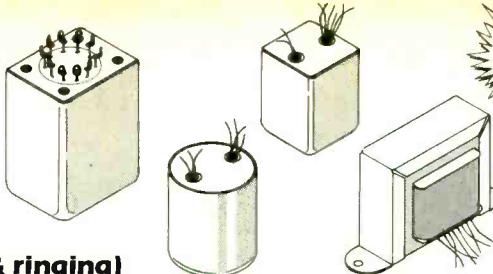
Computer optimized design

100% tested – consistent quality


Low distortion

Wide bandwidth

Minimum transient distortion (overshoot & ringing)



REVISED
SEPTEMBER
1986



JE-16A
2 kHz Square Wave

INPUT TRANSFORMERS AND SPECIAL TYPES

Model	Application	Impedance Ratio Pri-Sec	Turns Ratio Pri-Sec	20Hz Max Input Level ¹	Typical THD Below Saturation (%) 20 Hz / 1 kHz	Frequency Response (dB ref. 1 kHz) 20 Hz / 20 kHz	Band-Width ² -3 dB @ (kHz)	20 kHz Phase Response (degrees)	Over-Shoot (%)	Noise Figure (dB)	Magnetic Shield ⁴ (dB)	Number of Faraday ⁴ Shields	Package ⁵	PRICES		
														1-19	100-249	1000

MICROPHONE INPUT

JE-16-A	Mic in for 990 opamp	150-600	1:2	+8	0.036/0.003	-0.08/-0.05	230	-8	<1	1.7	-30	1	A=1 B=2	75.42 82.89	49.87 54.81	34.40 37.81
JE-16-B	Mic in for 990 opamp	150-600	1:2	+8	0.036/0.003	-0.08/-0.05	230	-8	<1	1.7	-30	1	A=1 B=2	75.42 82.89	49.87 54.81	34.40 37.81
JE-13K7-A	Mic in for 990 or I.C.	150-3750	1:5	+8	0.036/0.003	-0.09/-0.21	85	-19	<2	2.3	-30	1	A=1 B=2	75.42 82.89	49.87 54.81	34.40 37.81
JE-13K7-B	Mic in for 990 or I.C.	150-3750	1:5	+8	0.036/0.003	-0.09/-0.21	85	-19	<2	2.3	-30	1	A=1 B=2	75.42 82.89	49.87 54.81	34.40 37.81
JE-115K-E	Mic in for I.C. opamp	150-15 K	1:10	-6	0.170/0.010	-0.50/+0.10	100	-16	<7	1.5	-30	1	3	54.81	36.24	28.39

LINE INPUT

JE-11P-9	Line in	15 K-15 K	1:1	+26	0.025/0.003	-0.03/-0.30	52	-28	<3		-30	1	1	122.22	80.82	55.75
JE-11P-1	Line in	15 K-15 K	1:1	+17	0.045/0.003	-0.03/-0.25	85	-23	<1		-30	1	3	52.32	34.59	27.10
JE-6110K-B	Line in bridging	36 K-2200 (10 K-600)	4:1	+24	0.005/0.002	-0.02/-0.09	125	-12	<1		-30	1	B=1 BB=2	73.95 85.59	48.90 56.59	35.88 39.04
JE-6110K-BB	Line in bridging	36 K-2200 (10 K-600)	4:1	+24	0.005/0.002	-0.02/-0.09	125	-12	<1		-30	1	B=1 BB=2	73.95 85.59	48.90 56.59	35.88 39.04
JE-10KB-C	Line in bridging	30 K-1800 (10 K-600)	4:1	+19	0.033/0.003	-0.11/-0.08	160	-9	<2		-30	1	3	53.17	35.16	24.53
JE-11SSP-8M	Line in / repeat coil	600/150-600/150	1:1 split	+22	0.035/0.003	-0.03/-0.00	120	-9	<3.5		-30	1	4	194.63	128.69	88.78
JE-11SSP-6M	Line in / repeat coil	600/150-600/150	1:1 split	+17	0.035/0.003	-0.25/-0.00	160	-5	<3		-30	1	5	98.39	65.06	44.88

SPECIAL TYPES

JE-MB-C	2-way ³ mic split	150-150	1:1	+1	0.050/0.003	-0.16/-0.13	100	-12	<1		-30	2	3	44.85	29.65	23.24
JE-MB-D	3-way ³ mic split	150-150-150	1:1:1	+2	0.044/0.003	-0.14/-0.16	100	-12	<1		-30	3	3	76.19	50.37	39.42
JE-MB-E	4-way ³ mic split	150-150-150-150	1:1:1:1	+10	0.050/0.002	-0.10/-1.00	40	-18	<1		-30	4	1	114.40	75.64	52.18
JE-DB-E	Direct box for guitar	20 K-150	12:1	+19	0.096/0.005	-0.20/-0.20	80	-18	<1		-30	2	6	54.56	36.07	28.23

1. (dBu) Max input level = 1% THD; dBu = dBv ref. 0.775 V

2. With recommended secondary termination

3. Specifications shown are for max. number of secondaries terminated in 1000 ohm (typical mic preamp)

4. Separate lead supplied for case and for each faraday shield

5. Except as noted, above transformers are cased in 80% nickel mu-metal cans with wire leads.

PACKAGE DIMENSIONS:

W	L	H
1 = 1 ⁵ / ₁₆ " Diam.		× 1 ⁹ / ₁₆ "
2 = 1 ³ / ₁₆ " × 1 ³ / ₁₆ "		× 1 ⁵ / ₁₆ "
3 = 1 ¹ / ₈ " Diam.		× 1 ¹ / ₁₆ "
4 = 1 ¹ / ₂ " × 1 ³ / ₄ "		2 ¹ / ₂ " w/ solder terminals
5 = 1 ⁵ / ₈ " Diam.		× 1 ³ / ₄ "
6 = 1 ¹ / ₈ " Diam.		× 1 ⁵ / ₁₆ "

NICKEL CORE OUTPUT TRANSFORMERS⁶

Model	Construction	Nominal Impedance Ratio Pri-Sec	Turns Ratio Pri-Sec	20 Hz Max Output Level ⁷ across (n) windings (dBu)	600 Ω Load Loss (dB)	DC Resistance per Winding	Typical THD Below Saturation (%) 20 Hz / 1 kHz	Frequency Response (dB ref. 1 kHz) 20 Hz / 20 kHz	Band-Width -3 dB @ (kHz)	20 kHz Phase Response (degrees)	Over-Shoot (%)	Package	PRICES		
													1-19	100-249	1000
JE-11-BMCF	Bifilar 80% nickel	600-600	1:1	+26	1	-1.1	40 Ω	0.002/0.002	>10MHz	-0.0	<1 ⁹	7	81.55	53.92	37.76
JE-11-DMCF	Bifilar 80% nickel	600-600	1:1	+21	1	-1.0	38 Ω	0.004/0.002	>10MHz	-0.0	<1 ⁹	8	56.32	37.24	25.69
JE-123-BLCF	Quadfililar	600-600 150-600	1:1 1:2	+32	2	-1.1	20 Ω	0.041/0.003	-0.02/-0.01	>450 170 -4.0	<1 ⁸	7	73.85	43.14	29.76
JE-11SS-DLCF	Bifilar split/split	600-600 150-600	1:1 1:2	+27	2	-1.0	19 Ω	0.065/0.003	-0.02/-0.01	>10MHz 245 -2.5	<1 ⁸	8	53.62	35.45	24.46
JE-11-ELCF	Bifilar	600-600	1:1	+23.5	1	-1.1	40 Ω	0.088/0.003	-0.03/-0.00	>10MHz -0.0	<1 ⁹	9	36.36	24.04	16.59
JE-11-FLCF	Bifilar	600-600	1:1	+20.4	1	-1.6	58 Ω	0.114/0.003	-0.03/-0.00	>10MHz -0.0	<1 ⁹	10	27.36	18.09	12.48
JE-112-LCF	Quadfililar	600-600 150-600	1:1 1:2	+20.4	2	-1.6	29 Ω	0.114/0.003	-0.03/-0.01	>450 205 -3.2	<1 ⁸	10	32.80	21.69	14.96
JE-123-ALCF	Quadfililar	66.7-600	1:3	+26.5	3	-1.3	8 Ω	0.125/0.003	-0.04/+0.06	190 -4.6	<6 ⁸	8	50.96	33.69	23.24
JE-11S-LCF	Bifilar w/ split pri.	600-600 150-600	1:1 1:2	+30	1 (sec)	-1.7	63 Ω	0.058/0.002	-0.02/+0.01 -0.02/-0.05	>10MHz +1.1 -4.1	<1 ⁸	8	50.96	33.69	23.24

6. Multifilar construction has no faraday shield; cannot be used as input transformer. All specifications are for 0 Ω source, 600 Ω load.

7. Max output level = 1% THD; dBu = dBv ref. 0.775 V

8. Source amplifier -3 dB @ 100 kHz

9. Source amplifier -3 dB @ 200 kHz

10. Output transformers are horizontal channel frame type with wire leads, vertical channel frames available. PC types available.

PACKAGE DIMENSIONS:

W	L	H	Mounting Centers
7 = 1 ¹ / ₂ " × 2 ⁵ / ₁₆ "		× 1 ¹⁵ / ₁₆ "	2 ³ / ₁₆ "
8 = 1 ⁵ / ₁₆ " × 1 ¹ / ₁₆ "		× 1 ⁵ / ₁₆ "	2 ³ / ₁₆ "
9 = 1 ¹ / ₈ " × 1 ¹ / ₁₆ "		× 1 ³ / ₁₆ "	2"
10 = 1 ¹ / ₁₆ " × 1 ⁷ / ₁₆ "		× 1 ³ / ₁₆ "	1 ³ / ₄ "

* IMPROVED PERFORMANCE

jensen transformers
INCORPORATED

10735 Burbank Boulevard • North Hollywood, California 91601
(213) 876-0059 • TELEX via WUI 6502919207 MCI UW
Closed Fridays, visitors by appointment only.

These charts include the most popular types which are usually available from stock. Many other types are available from stock or custom designs for OEM orders of 100 pieces or more can be made to order. Certified computer testing is available for OEM orders. Call or write for applications assistance and/or detailed data sheets on individual models.

Prices shown are effective 9/15/86 and are subject to change without notice. Packing, shipping, and applicable sales taxes additional.

Circle (31) on Rapid Facts Card

pressing overall room mics, or keyed ambient mics.

Another area for creative compression is **special effects**, including reverbs, echo and delay lines. Depending on whether you are compressing the sends or returns to such outboard units, certain parts of the sound can be affected,

depending on the device and the effect you're after.

Compressing the **stereo bus** during mixdown before the 2-track is a popular effect, particularly on technique consoles that feature an onboard stereo program compressor. This technique can smooth out the entire mix, but may prove un-

necessary when various tracks requiring compression within the mix have already been processed. (The net result of this trick is to simulate the heavy compression that occurs prior to the signal reaching an AM or FM transmitter, thereby giving a single or album mix the same sound whether it is played over the air or on a home stereo system. Such processing has serious implications, however, since it can take the life out of the mix by inhibiting the song's dynamics.)

The advent of Compact Disc and digital multitracks in the studio is changing the way we approach recording, and the way in which compressors are being

Care and taste must be exercised when using these compression techniques—they do not apply to all sounds.

used. With digital's greater dynamic range and absence of tape hiss, packing the tape for maximum level is no longer a major priority. Because the 16-bit binary code does not recognize tape noise like analog tape, lower levels can be recorded without sacrificing signal-to-noise gains.

In the digital domain, however, a new reason for compression or peak limiting exists, because digital recorders are totally unforgiving when the bit ceiling has been reached—unmistakable distortion and clipping will result. Because the digital domain does offer greater dynamic range, mixdown compression may still be desirable for sound placement within the stereo mix. Using compressors for creative sound, processing will be appropriate for achieving effects that have become popular.

As a recording engineer, I have found that care and taste must be exercised when using these compression techniques, simply because they do not apply to *all* musical styles and sounds. Compressor/limiters can have a great positive value, but may also have a negative impact on audio fidelity, transparency and transient response, making some material sound too clean, controlled and static.

Compression should be used appropriately to achieve specific sound goals, not as matter-of-fact processing.

REP

Acknowledgement: Thanks to Joe Chicarelli, David Sherfey, Peter Chaiken and all the other engineers in the recording industry who may have invented many of the tricks we take for granted.

HIGH PERFORMANCE

System One is HIGH PERFORMANCE. Combined generator-analyzer thd + n guaranteed below 18 ppm (0.0018%) 20 Hz to 20 kHz; typical mid-band residuals below 5 ppm. Flatness 0.05 dB 20 Hz-20 kHz, noise typically below -118 dBu (1 microvolt) in a 22 kHz bandwidth. System One measures 16-bit digital audio systems to manufacturer's specs; in the mid-'80s, should you invest in equipment that can't?

Audio precision

P.O. Box 2209
Beaverton, Oregon 97075
503/297-4837, 1-800/231-7350
TELEX: 283957 AUDIO UR

Now, that's the way to test audio!



Circle (32) on Rapid Facts Card

*Affordable
Quality*

FMX SERIES MIXERS

SOUNDTRACS

A British company dedicated to the design and manufacture of one of the broadest ranges of mixing consoles in the World. We offer ten individual models in over fifty versions to suit your specific requirements.

The choice is yours.

Soundtracs plc. 91 Ewell Road, Surbiton, Surrey,
KT6 6AH, England Telephone: 01-399 3392
Telex 8951073/STRACS/G Fax: 01-399 6821
U.S.A.: MCI Inter-tek Inc. (817) 640 6447



**Applications: Sound Reinforcement;
Video Post Production;
4&8 Track Recording;
Broadcast "On Air"; Stage Monitoring.**

Circle (33) on Rapid Facts Card

October 1986 *Recording Engineer/Producer* 63



Photo by Les Fincher

Digital Sound for Laurie Anderson's "Home of the Brave"

By Larry Blake

Complex problems of digital post can be minimized by careful planning during preproduction and shooting.

Part 1 of this article, in the August issue, described recording of the live concert audio-to-digital multitrack, various synchronization schemes to ensure audio-video lockup during post-production and the preparations made before the conformation and editing of the digital multitrack tapes following picture editing. In this, the concluding part, we look at the intricate conforming stages, remix-to-picture of the Dolby Stereo 2-track film mix and the soundtrack album mix.

After completing picture editing, the next production step for *Home of the Brave* was to assembly edit the A reel (playback) and B reel (live) PCM-3324 digital multitrack tapes to create an edited, 24-track C reel, which would conform to the edited 10-minute film reels.

An audio EDL, made from an edited mag worktrack run through a time code reader, was created for use during the multitrack conforming stage. In preparation for multitrack editing and mixing, the film workprint and audio worktrack were transferred to 1-inch videotape.

A guide track was recorded on track 1 of the videotape, with the new time code for the reel recorded on track 2. This tape was used later to jam sync and prestripe the time code and guide track on the multitrack C reels.

During the conforming stage, Ken Hahn of Sync Sound operated the facility's custom time code editor, while Leanne Ungar kept tabs on channel assignments and, when necessary, combined tracks (Figure 1). Two Sony digital 24-tracks were at Sync Sound for the seven weeks of editing and mixing for *Home of the Brave*, and their first use was in the creation of the C reels. Because they only had access to two machines, Hahn, Ungar and soundtrack producer Roma Baran first transferred the live material from the B reels, and then the A reels were put up and transferred in sync.

This sequence was followed because the cut time code from the balance stripe—which was both burned into the video window and written up in the logs created by the assistant editors—corresponded to locations of these edits (that is, conforming the material on the B reels in sync to the C edit master) they noted the time code of the A reel, which was recorded on track 24 of the B reel.

Ideally, there would be no need to edit the A tracks unless the length of the song was changed, because all takes played back to the same track which, of course, was locked to a stable time base. However, if the rhythm tracks were not prominent in the mono guide track, it was not uncommon to have the A reel location slip a sprocket or two when cutting between different takes.

"The little differences were additive so, even though it might be a quarter-frame, some of the songs had 30, 40, 50 edits,"

Larry Blake is RE/P's film sound consulting editor and is a regular contributor.

Hahn and Baran had three other tools at their disposal for fine-tuning sync on the C reel. First, the time code editor at Sync Sound allowed them to easily slip sync in subframes, with 0.01-frame resolution.

"Usually with video or time code editing, you're stuck on the frame edge, and that's it," Hahn notes. "The equivalent of a (video) frame at 15 ips is 1/2-inch; that's a lot of slop, and most 1/4-inch editors can do that. We take that 1/2-inch and divide it into a hundred parts, which leaves little question as to where you're going to do your edit."

Second, the PCM-3324 allows for variable crossfades during edits, adjustable in length from a 1.45ms to 375ms (at a 44.1kHz sampling frequency). Hahn says that the digital crossfade "is the rough equivalent of bias-ramp time [in analog recording], so you can do anything from almost a hard cut to a slow crossfade."

Third, the team could rehearse and preview the edit, including crossfades. Hahn notes that "rehearse sounded exactly like record, and vice versa; I'm spoiled by it, and I think Roma and Leanne were, too. No longer was it just punching in on the downbeat: We'd say, 'Let's try that a frame earlier, or a frame later. Now let's change the ramp time and make it longer.'

"So we might end up doing a short ramp time at 50 subframes. We would store those parameters and then try it the same way, but a measure earlier. Because we played with it until we got it absolutely right, when Leanne went to mix it, it was more like a [continuous] live performance."

Baran says that Hahn "is a whiz at both the technical operation of [the Sync Sound time code editing] system, and the talent involved at guessing where the edit point is going to be. We weren't going back from 50 [subframes] to 40 then 30, 10 and back the other way.

"Often we didn't have to fix something; it was just a matter of professional pride knowing that we were accurate to within 10 subframes all the way through the picture. If we were 10 subframes off, we'd fix it."

She also had high marks for the speed of their synchronization system: "The lock-up time is quick, about two seconds, and I think people neglect to calculate how high a percentage of your time is wasted if the lock is slow."

Hahn recalls that they "probably spent a week and a half cutting exactly the way the guide track told us to. Then

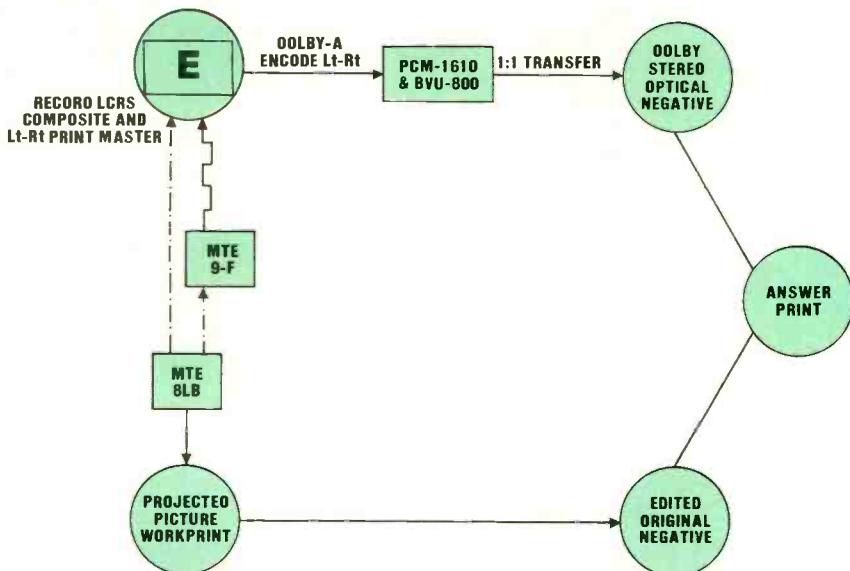


Figure 2. Dolby Stereo Lt-Rt transfer stage from PCM-3324 tapes to PCM-1610 format, prior to shooting the optical negative.

Laurie came in and we rebuilt songs for better performances. She had made notes during editing as to what solos she wanted to replace with a better take."

Synchronization between the C reel and the picture was verified in two ways. First, during the conforming, the original mono guide track, which was on track 24 of the C reel, was placed in one speaker; in the other speaker was a mix of the edited tracks recorded on the C reel. If the new and old versions phased against each other, sync was assured—a time-honored procedure used in films to match reprinted dialogue tracks to the editor's worktrack.

Ungar, who came to the project from the record world, recalls that she was "amazed that this was the way it was done. 'You actually sit and listen for it to phase and there's no other way to tell?' But that is really the bottom line; with all of the high-tech equipment, we're still listening for it to phase!"

After editing of the A and B reels had been completed, a quick mix of the C reel was transferred to 35mm mag, to allow Lisa Day to confirm sync on her editing bench against the picture workprint.

Most of the 24 tracks on the C reel—and, indeed, what we hear in the final mix—were recorded live at the Park Theater; the playback tracks from the A and A-1 reels were used strictly as rhythm beds.

Some overdubs were also done at Sync

Sound. "During the concerts, Laurie would be triggering the Synclavier from different violins and keyboards," Ungar recalls, "which sometimes mistriggered because the interface was a little clumsy. Not wanting to stop during production to figure it out, we just shot with mistriggers knowing we'd fix it later."

To save tracks during the shoot, Ungar occasionally printed a mono LinnDrum track on one of the 3324's analog channels. During overdubbing, the five Linn tracks were retriggered from the Simmons drums recorded on a digital channel.

Foley work is, to put it mildly, rare in concert films, but that didn't stop the crew of *Home of the Brave*. The song "Talk Normal" had so much Foley that it was premixed onto two tracks of a PCM-1610 digital processor, which ran in interlock during the final mix.

Dolby Stereo mix

The chief complaint that re-recording mixers have had in the past with the Dolby Stereo format is that the use of its 4-2-4 encode/decode matrix precludes their placing sounds in the LCRS soundfield with any assurance. Prior to the advent of Dolby Stereo 2-track optical, film mixers had used the simple 4-track mag system: four tracks on the print for left, center, right and surround channels, no matrix.

Rock mixers new to the film re-recording process not only have to con-

We challenge you to hear the \$775 difference!

There's nothing better than a \$1,000-plus condenser microphone to capture every performance detail. If you can afford it. But what if you can't?

Listen to some very talented musicians and mixers who recently tested the new ATM33R condenser cardioid from Audio-Technica. They told us the sound was almost identical to their big-bucks favorites. They liked the wide dynamic range and

uniform off-axis response. The ability to use any standard phantom-power source from 9V to 52V, and the famed *Road Tough* construction were also definite plusses.

After comparing the ATM33R, several testers suggested they could now duplicate their studio sound on the road, where studio condensers were too expensive to risk. Others could see the advantage of four or

more ATM33R microphones in a demo studio, at no more investment than one expensive condenser.

Compare the new ATM33R with any other condenser cardioid on the market. At ANY price. Check it for sound quality, ruggedness, and affordability. Whether you are MIDI sampling, cutting demos, or on stage every night, the ATM33R can make a big difference...for far less!



ATM33R Condenser Cardioid Microphone



audio-technica®

1221 Commerce Drive, Stow, Ohio 44224
(216) 686-2600

Circle (34) on Rapid Facts Card



View of the video production screen at Sync Sound's Studio B. Note the dual video monitors displaying time code status information from the facility's custom time code editing system, and the SSL Primary Studio Computer readout.



Sync Sound's Ken Hahn (right) and Leanne Ungar operating the facility's Solid State Logic SL6000E console.

tend with the Dolby matrix and its peculiar constraints but also, as Ungar says, to mixing with four channels.

"I'm used to mixing with two monitors, and having a phantom center from left plus right. When you put that center speaker into the room, especially with the surround channel, to hear the space made up of this strange phasing was quite bizarre to me. I kept thinking something was *wrong*.

"Then I got very used to it and had an equally hard time when we went to Soundworks [New York] to do the record mix. Trying to relate to the phantom

center was bizarre, now that I was used to listening to all this material on four channels."

During the assembly of the C reels, Ungar, Hahn and Baran primarily monitored in the standard two-speaker mode. Once final mixing began, however, they used 4-track LCRS monitoring exclusively through a Dolby DS-4 unit that simulates the effect of the 4-2-4 matrix used in the stereo optical process.

Home of the Brave was Ungar's first contact with the Dolby Stereo cinema matrix, and she had received warnings from people that "when you turn it on, you'll think it's broken, but it's not," referring to the stereo width restrictions imposed by the matrix process.

"I found that often I would put a lot of high and low end to kind of compensate for the [ISO film monitoring] curve. When I first heard it, I didn't think I was ever going to like what I mixed on it. But that feeling passed."

The film's final music mix entailed Ungar's mixing two 4-track "quartets" containing LCRS mixes of dry music and theater ambience from the edited C reels onto the D reels. Because of the SSL Studio Computer at Sync Sound, most of Ungar's time was spent playing back from the C reel and writing automation data. Only when the mix was finished

and ready to be printed did they require the second digital multitrack to print the mix on the D reel.

Although the LCRS music mix contained all instruments and vocals, Anderson's vocal and the bass usually were also recorded (post fader, with all processing) on separate channels, a procedure that allowed levels of these two tracks to be raised in the final print mastering.

On the B live tapes, Ungar had reserved five tracks for the important ambience mics: a Neumann SM-69 stereo tube, two Schoeps CMC-4s, one on each side of the hall, and a Neumann KMR-82 shotgun. The ambience 4-track mix was composed primarily of the Neumann stereo mic and the outputs from assorted digital reverbs used to "roomize" the instruments. Effects like discrete slaps were recorded on the dry band mix.

Ungar "assigned the ambience mic that I recorded in the theater to the ambience LCRS, in addition to the echo sends from the digital reverb devices. We really got lucky with the Park Theater; it just sounded beautiful. I tried to use the Neumann stereo tube mic as much as I could for our ambient sound."

In preparation to adding room tone to the dry instruments on the ambience LCRS, Ungar and Baran tested many available digital reverb devices.

"The one that sounded smoothest and richest to me turned out to be the EMT-250, which really surprised me. I didn't want to use it—partly because it's so silly looking—but it sounds very, very nice and it's also quiet.

"We ended up using the 250 to kind of 'stretch' our Park Theater sound, and make it a little bigger. Also, because they were cutting takes together and occasionally cheating shots, I wasn't always able to use that ambient mic and sometimes had to dump it. When I did dump it, I had to replace it with reverb."

Ungar also found the room programs in the Lexicon 224X digital reverb helpful in such "reverb-replacing" situations. Because the EMT's pre-reverb delay was not long enough, when she wanted "to hear things hit the back wall and come back again," Ungar sometimes used a Lexicon PCM-41 to delay the signal from 120ms to 250ms. She fed this delayed signal to a Lexicon PCM-60 for reverb processing and mixed them back with the EMT-250.

The Dolby Stereo matrix can be very sensitive to the presence of signal processors, and Ungar found that "to make

There's no telling what a drummer might do with a Mirage ...

If you're a keyboard player, don't ever let a drummer borrow your Mirage . . . you might never get it back. If you're a drummer, ask a keyboard playing friend to lend you his Mirage . . . "for a while." In either case, if you're into percussion, there's a score of good reasons to get your hands on a Mirage.

The buzz on the buzzword

"Sampled Percussion" is a pretty catchy buzzword. Some high-end electronic percussion systems offer sampling as a creative option. Others offer a selection of sampled sounds on ROM's that plug into the system.

The Mirage can sample any sound in the percussion family — or any other family, for that matter. There's also a wide range of percussion sounds on 3.5" diskettes in the Ensoniq Sound Library, from acoustic and electronic drums to kalimba and Fu Yin gong.


The Ensoniq Percussion Library

Sound Disk	Sound
4	Acoustic Drums, Electronic Drums, Orchestral Percussion
10	Tabla & Bayan Drums
11	Rack Bell, Kalimba, Wind Gong, Slit Drum
14	Cup Gongs, Che Cymbal, Crotales Orchestral Bells
16	Latin Percussion
18	Fu Yin Gong, Opera Gong
20	Ambient Drums

MIDI makes the magic

Now that we've gotten all these great percussion sounds into a Mirage, how do we get them out? Naturally, all the sounds can be played in real time from the keyboard. Since the Mirage can hold up to 16 samples, you can play a full drum set or complete percussion at any one time.

You can use the on-board sequencer to build up patterns, or use an external MIDI sequencer to create and edit complete songs. Just play the part on the keyboard or, if your sequencer has step editing, write the appropriate MIDI note number on the right beat and lock in a solid groove.



How to become an Octaman

Most drummers will argue that playing percussion is no fun unless you get to hit something. We agree. MIDI features that can put you in touch with a Mirage are showing up on electronic drum kits. And our friends at Roland have come up with a MIDI percussion item that's simple and inexpensive — the Octapad*.

As the name implies, the Octapad gives you 8 pads to hit and each pad can be assigned a MIDI channel and MIDI note number. Add a Mirage, a MIDI cable and a pair of drum sticks and you've got a potent percussion instrument.

Let's start by creating an electronic drum kit. Connect the MIDI out of the Octapad to the MIDI in of the Mirage and load Sound 2 (Electronic Drums) from Sound Disk 4. The Mirage now has 12 distinct electronic percussion



sounds ready to go, including full octaves of toms, ride cymbals and flanged crash cymbals.


Set the Octapad and Mirage to the same MIDI channel and choose any 8 sounds by entering the MIDI note number into the Octapad for each sound. The keyboard map shown here will give you a guide. You've now got an 8-piece electronic drum kit that's ready to record, sequence or play live.

Mirage means melodic percussion

You can follow the above procedure to use any of the Mirage percussion sounds with the Octapad — but why stop there. One of the strongest advantages of the Mirage/Octapad combo is the ability to play percussion using any sound in the Ensoniq Library.

By selecting MIDI note numbers you can easily program scales into the Octapad to use with Mirage steel drum, marimba, hammered piano, bass, harp, vibes or whatever. Because the Octapads are velocity sensitive, you'll be able to control the dynamics just as you would any acoustic percussion instrument.

If you want to get a bit more outside, try playing brass and orchestra hits, guitar power chords, sound effects and pipe organ through the Octapads — there are over 300 sounds in the



Ensoniq Library just waiting to get pounded.

All this and a keyboard, too

As you can see, the Mirage isn't just a great keyboard, but a versatile drum machine, too. With some additional MIDI gear, it can be downright amazing. Visit your authorized Ensoniq dealer for a full demonstration. There's no telling where a Mirage and your imagination can take you.

ENSONIQ Corp.: 263 Great Valley Parkway, Malvern, PA 19355 ■ Canada: 6969 Trans Canada Hwy., Suite 123, St. Laurent, Que. H4T 1V8 ■ ENSONIQ Europe: 65 Ave de Stalingrad, 1000 Brussels ■ Japan: Sakata Shokai, Ltd., Minami Morimachi, Chu-O Building • 6-2 Higashi-Tenma, 2-Chome • Kita-ku Osaka, 530



*Octapad is a trademark of Roland Corp. Mirage is a trademark of ENSONIQ Corp. The hollow log is not covered under any U.S. or international patents — yet. The Mirage Sampling Keyboard retails for \$1895. — the Mirage Multi-Sampler for \$1395



Laurie Anderson checking camera angles.

Photo by Les Fincher

things read properly in the surrounds [through the 4-2-4 matrix], I couldn't bus very much to the front [LCR channels] at all. It would almost always drift back to the front again from the surrounds.

"Sometimes when I had the original ambience track in the rear, and the original [dry instrument] signal in the front, I would get a pumping noise as the original close miced sound seemed to 'suck' the ambience from the rear to the front speakers. So I had to keep my ambience below a certain threshold in terms of panning it to the rear."

Baran says that "very little discrete information was bused to the surround channel, because we found that it was best used to enhance live ambience."

During this time, an Lt-Rt Dolby Stereo mix was printed on two tracks of the D reel as a reference mix. The Lt-Rt was transferred to mag to allow the crew not only to check the mix in theaters and screening rooms, but also to make a test optical transfer. (The final Lt-Rt negative was transferred digitally.)

Sweetening audience tracks

Once the basic 10-track music mix was locked, the 10-minute D reels were transferred to E reels, joining two editing reels into one projection AB reel. Thus, editing reels 1 and 2 were combined into projection reel 1AB, reels 3 and 4 became reel 2AB, etc. Picture editor Lisa Day combined the workprint reels, and the film was again transferred to 1-inch

videotape, this time in 2,000-foot reels, at Tapehouse Editorial, New York. This reel-combining stage usually occurs after all post-production sound has been completed, but before release printing, where films are in 20-minute reels for shipping to theaters. (Few theaters today actually project these reels, however; usually, they are joined together onto a large "platter" for continuous viewing on one projector.)

The main reason that most films stay in their original 10-minute editing reels to the end is that directors and editors, as a matter of course, "lock" the reels (i.e., make no further changes in the picture edit) at the last possible moment before the laboratory's "Give it to us or you won't make your release date" cutoff. Another problem is that 35mm mag machines often resent having to shuttle 2,000 feet of mag back and forth at high speed.

The sound crew of *Home of the Brave* was unanimous in their praise of Laurie Anderson and Lisa Day committing to the film's final length of 90 minutes, 52 seconds and 13 frames before the assembly of the C reels.

"We envisioned having to reconfirm [the edited 24-track tapes] a couple of times, but ended up not having to do any of that," Ungar says.

Having the film in 2,000-foot reels not only allowed Ungar to adjust the dynamics of the mix in five 20-minute segments (instead of 10 10-minute reels)

but, on a more practical level, she only had to worry about matching level and EQ for four reel changeovers instead of nine. To facilitate this process, reels 1AB, 3AB and 5AB were mounted on a single 14-inch 3324 reel, and reels 2AB and 4AB on another.

A third LCRS "quartet," composed of audience reaction and crowd noises, was recorded on the E reel. A primary purpose of this sweetening, as is the case with even the lowliest game show, was to smooth out the difference in audience levels between cuts. (In addition, the audience sounds helped bridge what had previously been reel changes between odd- and even-number editing reels.) The fact that some camera setups were shot without the audience present posed an even greater sound editing problem.

In anticipation of this situation, Ungar ran a "wild" Nakamichi DMP-100 EIAJ-format digital processor to record audience sounds with a split from the Schoeps mics that were also recorded on the multitrack. During the picture editing stage, Baran and Ungar waded through all of these recordings and edited a "greatest hits" collection onto a time-coded 3/4-inch digital tape for use in the sweetening session.

Sometimes the take used in the film would be No. 2 or higher, and the audience would no longer be laughing as enthusiastically at a joke as they did the first time. To cover these situations, Ungar and Baran went on a "yuck" field trip to a Broadway comedy with backpacks containing a DMP-100, VCR and mics.

For easy retrieval, some of this material, along with miscellaneous crowd sounds, was later sampled into a New England Digital Synclavier II synthesizer, turning it into a high-tech "laff" machine operated by Ken Hahn. (The real article, which looks more like an ancient Telex terminal than a computer, uses cassette loops controlled by a keyboard and pedals.) In this manner, different keys on the Synclavier could be used to replay room tone, laughs, coughs and such. Applause, whose greater length taxed the Synclavier's memory limitations, was generally rolled in from the EIAJ U-matic digital tapes.

With the final 14-track mix (a trio of four-track LCRS groups, plus bass and lead vocal) locked and agreed upon, the next step was to create the 2-track Lt-Rt Dolby Stereo printing master. It was decided to do this critical fold-down at

Continued on page 74

"STIMULATING REPRODUCTION"



Stimulating reproduction through sonic purity and accuracy, rugged reliability through precision construction.

Solid feel. Metal, not plastic. Years of lasting quality.

Recorders, mixers, microphones, monitor speakers, power amps, and accessories ... precision engineered in America for the discriminating professional.

AMR™
"the American Sound"

Circle (36) on Reader Facts Card

AUDIO MEDIA RESEARCH, ROUTE 2, HWY. 503/DECATUR, MS 39327/(601)635-2244

© 1986

Why Leading from Tape

The Synclavier Tapeless Studio™ is available today!

Start with the industry-proven Synclavier Digital Audio System. Now available with a 32 track digital sequence recorder, 32 megabytes of high-speed RAM and on-line storage support for up to 2000 megabytes of sampled sounds.

The Direct-to-Disk System can be added at any time. Operation is simple! The system is controlled by the Synclavier's keyboard control panel. The easy-to-use interface provides all standard tape recorder functions, and more!

The finest quality 16-bit A/D conversion processes and output filtering technology available are combined with variable "stereo" sampling rates of up to 100kHz to offer audio fidelity unequalled by any other system.

The Direct-to-Disk System stores large volumes of digitally coded information on formatted winchester hard disks. Once stored, this information can be accessed randomly at any point in the recorded program material. This random access technology provides virtually instant rewind and sophisticated editing features that would be impossible using conventional technology.



Finally the true potential of the digital studio can be realized. No longer are you limited to storing and retrieving digital data on media designed for outdated tape technology. The Direct-to-Disk Multi-Track Recording System by New England Digital uses multiple, high capacity, winchester hard disk drives for data storage.

When comparing the Direct-to-Disk System with standard tape-based digital recording there is a dramatic difference. For example, the Direct-to-Disk System does not need error correction. Its negligible error rate contrasts sharply with tape-based digital recorders which require error correction software to compensate for error rates of up to 180,000 bits per hour. This dramatic difference in data integrity illustrates New England Digital's commitment to quality and audio fidelity.

Expanding the system is simple. Start with as few as 4 tracks for overdubbing vocals or live instruments onto your Synclavier sequences; add on more tracks and recording time as needed. With configurations of up to 16 tracks and almost half an hour of recording time large multi-track projects can be easily completed. With the Synclavier's advanced hardware and software architecture, you always have the option to expand.

We invite you to stop by any one of our offices, worldwide, for a complete demonstration of this amazing product.

Studios Have Changed to Direct-to-Disk™

"The Synclavier,® combined with the new Direct-to-Disk™ Multi-Track Recording System, provides us with the most compact, reliable, upgradeable, and high fidelity recording environment available today. For video-post, Foley, or music recording, it's a product which offers us tremendous benefits, both sonically and financially."


Murray Allen, President, Universal Recording Corporation

Using today's advanced computer technology, the Synclavier Tapeless Studio now offers more than just the ability to synthesize and create music. Now you can record "live audio"

simultaneously onto as many as 16 separate tracks. Dialogue, effects, vocals, and/or music tracks can be SMPTE synchronized and edited with word processing-like control at a single workstation.

The fidelity, speed, and flexibility of this system make the Synclavier Direct-to-Disk Multi-Track Recording System truly the most powerful digital audio system available today.

For a complete information package, including an audio cassette demonstrating the Synclavier and the Direct-to-Disk System, send \$5.00 to New England Digital Corporation, Box 546, White River Junction, Vermont 05001.



Synclavier is a registered trademark of New England Digital
Direct-to-Disk and The Tapeless Studio are trademarks
of New England Digital
© 1986 New England Digital
All specifications are subject to change without notice.
Circle (37) on Rapid Facts Card

Phone: 206/623-7860 London: 202-4366 Tokyo: 416/868-0528

Continued from page 70

Sound One Studio C, New York, primarily, according to Ungar, "for a change of perspective. We wanted to make sure that we were in reality; that the bass drifting back from 20 to 30 feet away still sounded tight. We were very close at

Sync Sound."

The re-recording stage at Sound One also provided the benefit of standard film monitor loudspeakers (JBL model 4675A), and large, sharp film projection. The room is equipped with a 24-input Neve 5100 series console.

Also, at Sound One the crew could take advantage of re-recording mixer Tom Fleischman's experience with the requirements and headroom restrictions of the Dolby Stereo optical medium. As noted, the sound team had been monitoring through the matrix exclusively dur-

Digital Facility Spotlight: Sync Sound, New York

While building their "dream" post-production facility in August 1984, Ken Hahn and Bill Marino incorporated ideas gleaned from seven years of working together at Regent Sound, New York—Hahn as studio manager and Marino as chief engineer, although both also served as mixers.

One obvious difference between Sync Sound and most other recording/post-production studios is that all audio and videotape machines are located in a central machine room, a layout common in old film studios and new video facilities.

Audio and video transports include Sony BVH-2000 type C 1-inch VTRs; four JVC 8250 ¾-inch VCRs; five Otari MTR-12s; a 4-track Otari MTR-20 and mono (4.2) and stereo (IV-S and IV-S TC) Nagras; and a 4-track Multi-Track Magnetics 35mm recorder. The video decks become digital recorders with the addition of Sony PCM-1610 and 701 digital processors.

The four 24-track machines—three Otari MTR-90 series II analog (with interchangeable 16-track/2-inch and 8-track/1-inch head stacks) and one Sony PCM-3324 digital—connect via 32-channel DL-style connectors to either the Solid State Logic SL 6040 E-series console located in Studio B, or the Soundcraft 2400 in Studio C (there is no Studio A yet).

A welcome side benefit of segregating audio, video and mag machines from people and consoles is the resulting lack of transport noise in the control rooms.

Marino says that "it makes for a much more relaxed environment without all those things chunking away. This is especially true with synchronizers and machines slewing and cuing. The scanners in video decks make a good amount of noise. Digital machines themselves operate very hot, because of the logic chips, and have these big axial blowers that pump a lot of heat into the room. We don't have to make the control rooms 40° to keep the machines happy; it's set at what temperature the people are happy at."

Although Studio B is the size of an average large audio post room

(23'x25'x14') the staff at Sync Sound had to modify the room to accommodate Home of the Brave, its first Dolby Stereo theatrical dub.

First, Marino and Hahn bought a Panasonic PT101 video projector, "which made us want to make the sound as wide as the picture," according to Marino. "Normally for television shows we monitor on a 25-inch Sony. We were worried that while looking at that small picture we would be more satisfied with a narrower [sound] image. Because the Dolby matrix narrows the image, we wanted to have to fight [the effects of] the matrix."

The speaker system basically remained the same with the addition of another UREI 813B Time Align for the center channel and four JBL model 8325As for the surround channel. White third-octave equalizers were used to match the room acoustics to the ISO X monitoring curve used during Dolby Stereo film dubs. Although the UREI 813 might be a common sight in recording studios, almost all films today are monitored using either a JBL model 4675A or an Altec-Lansing A-4 speaker.

The model 813 "is a speaker that we're all familiar with," says Marino. "Leanne is certainly familiar with them. Our feelings were that if we can come up with a mix that will translate to a 5-inch television speaker—which, in a sense, has some of the same problems of movie theaters in terms of limited dynamic range and high end, and an even more limited low end—then we could certainly make a mix on an 813 that would sound good in a theater."

Marino warns against only monitoring the front portion of the sound field via the three, behind-the-screen speakers.

"People will say, 'What do you care about the surrounds? You don't use that much of it.' Well, if you don't want a lot of surround in your films, and are not so concerned about it, you want to know what the Dolby [matrix] is putting there even if you don't send anything there. People use Dolby [CDS-4 monitoring units] on their dubbing

stages, but don't necessarily use it for their music. If music is a big part of your film, the engineer and producer should mix it on a surround monitoring system with the matrix. Don't leave it up to someone else to balance it for a theater."

He also emphasizes the process of checking mixes in more than one theater. "Don't trust any one theater or monitoring environment as being gospel. A screening is like mastering: If it is going to affect the way you mix, then you have to make sure that everything is properly set up at that screening. You have to have all the right tones on your playback tape, and make sure that you book enough time to align the playback dubbers."

Machine-to-machine interlock at Sync Sound uses a custom controller that oversees all aspects of the tape machines, and uses a control keyboard as an "intelligent terminal." A video monitor displays all real-time operation, including time code locations and status, while a TeleVideo model 950 ASCII terminal is used for inputting of text and setting up different parameters. Identical units are provided on the SSL console in Studio B and Studio C's Soundcraft board.

Every tape machine in the facility has assigned to it a custom controller interface that incorporates 80K of RAM and two microprocessors along with two serial ports. One of the serial ports is connected to an Adams-Smith series 2600 frame that actually handles synchronization of the tape machines. The system uses a proprietary serial bus that Marino says is faster than the IEC RS-422 standard.

The other serial port on most machines is used only for direct interface with transports capable of serial control or machines with built-in synchronizers. A parallel port goes directly to the tape machines, along with the Adams-Smith synchronizer commands that have been conditioned by the edit system. Wide-band time code readers are provided on every tape machine; in the absence of code, the system uses tach-pulse updating.



OPRYLAND

M E Y E R ■ S O U N D

"Opryland Talent produces theatrical and industrial shows year 'round, all over the country. We've come to rely on Meyer Sound technology— for better, more consistent sound than we've had from any other speakers. And, believe me, we've tried them all!"

*Mark Johnson, Coordinator
Opryland Talent AgencySM*



Opryland's choice: the Meyer Sound UPA-1A

Circle (38) on Rapid Facts Card



Meyer Sound Laboratories, Inc.
2832 San Pablo Avenue
Berkeley, California
94702

ing the final mix. In the monitor chain, the three quartets were fed into a DS-4 as a single LCRS group, which was folded into two tracks by the encoding matrix. At this point, the 4-channel monitoring output was derived by using a Cat. 150 card found in Dolby CP-55 and CP-200 cinema processors sold to theaters.

Fleischman says that the care taken during mixing was evident: "I really had very little to do in terms of actual mixing," he recalls. "They must have had their monitors set fairly well [at Sync Sound] because, except for a little rebalancing of the surround channel, everything was pretty close."

He also had high regard for the PCM-3324's sound quality, and looks forward to using a digital multitrack to help reduce the generation loss inherent in standard film dubbing. However, the engineer did have one problem with the machine: He couldn't hear the digital tracks while rewinding at sync speed, an old film trick used to save time in adjusting EQ and level settings.

The first step at Sound One was to bounce up a 4-track composite mix from the three quartets, incorporating light peak limiting with four Aphex CX-1 modules. As a result, the Lt-Rt was made almost as a controlled transfer. Regarding the use of limiting, Bill Marino notes that "with digital, the dynamic range is incredible. Even though you don't hear, or necessarily see, some of the peaks go by, they're there. Analog would have squashed some high-frequency peaks that were causing edginess on the high end."

After four days at Sound One, it was back to Sync Sound to transfer the Lt-Rt recorded on the 3324 E reel to a Sony PCM-1610 and U-matic VCR, in preparation for optical negative transfer at PBRS Recording Services, Burbank, CA, as shown in Figure 2 (page 66). Because a 44.1kHz sampling frequency had been used on the Sony multitracks (instead of 48kHz), this transfer could be made without a sampling converter. [The 1610 samples at only 44.1kHz—*Editor.*]

However, the transfer to 1610 was not D-to-D, since it was decided to Dolby-A encode the Lt-Rt mix to permit "shooting" the negative straight across, without having to Dolby-encode the Lt-Rt each time a negative is made. (Dolby-encoding of the optical negative is necessary, of course, because theater cinema processors contain Dolby Cat. 22 cards to noise-reduction decode the two optical tracks on the print prior to matrix decoding into the four LCRS loudspeaker channels.)

At PBRS there were problems in slaving the PCM-1610 to the optical camera's three-phase ac motor, with intermittent sync loss causing the 1610 to mute.

Bill Marino says that "the 1610/1630 doesn't readily accept a variance in the line frequency. We set up a very slow phase-lock loop that integrated the frequency change very easily, and produced the 44.1kHz that is proportional to the line frequency."

At the time of writing, the *Home of the Brave* sound crew and the film's

dynafex[®]

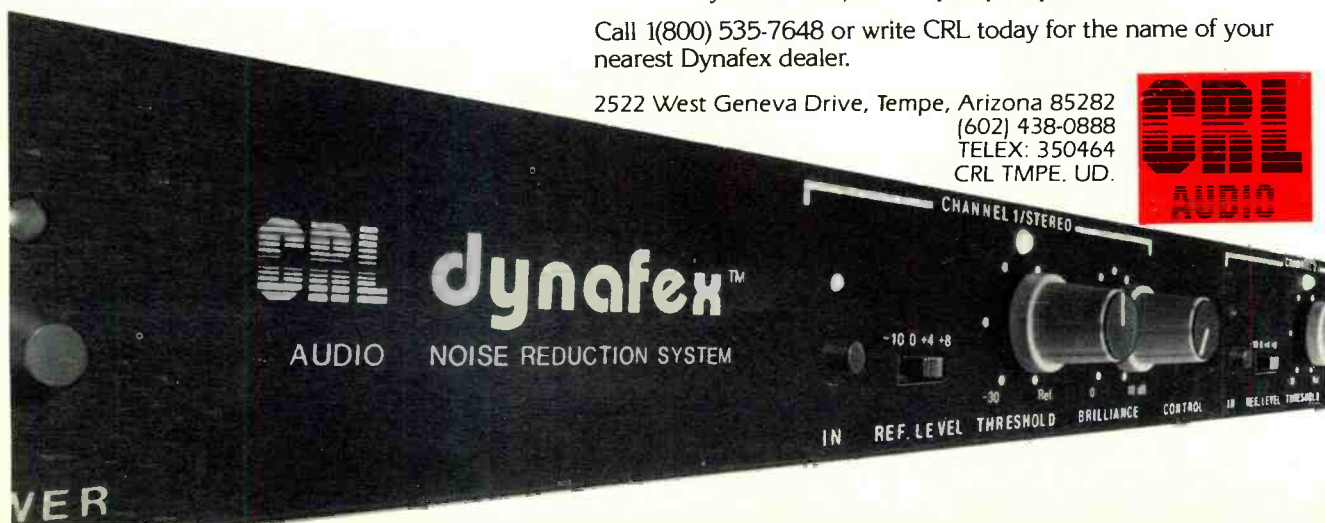
Because
it's a
noisy world.

- Up to 30dB noise reduction (better than many compressor/expander systems)
- Works after the fact - no encoding or decoding required
- Simple, trouble-free operation
- Effective on any audio program material.

Dynafex. The *final* step in post-production.

Call 1(800) 535-7648 or write CRL today for the name of your nearest Dynafex dealer.

2522 West Geneva Drive, Tempe, Arizona 85282
(602) 438-0888
TELEX: 350464
CRL TMPE. UD.



Circle (39) on Rapid Facts Card

Found, The Missing Link. Gauss Coaxial Monitors

It's a well known fact that loudspeakers are the missing link in studio, post production and broadcast facilities' audio chain. The accepted criteria for ideal speakers are: balanced, phase-coherent or time aligned, and with as little color as possible.

Gauss Coaxial Monitors let you hear it all, even the mistakes... without adding color. These time coherent monitors provide an extremely stable stereo image so you know exactly what you're mixing. And, if you're mixing digital sound, they offer the cleanest reproduction you've ever heard... with no high-end harshness. And, with 400 watts of power handling, you'll hear all the dynamics.

If you're upgrading for better sound, be sure to include Gauss coaxial monitors in your plans. Your choice of 12" or 15". Remember, if you can't hear the mistakes, they end up in your finished product. Let your speakers be the strongest link!

Call us today for the name of your nearest dealer or rep so you can arrange a demonstration.



gauss
by Cetec

Sound Ideas for Tomorrow... Today!

*Cetec Gauss
9130 Glenoaks Boulevard, Sun Valley, CA 91352
213/875-1900 Telex: 194 989*

Circle (40) on Rapid Facts Card

distributor, Cinecom, were looking into yet another potentially difficult synchronization problem: interlocking an EIAJ-encoded videocassette to a projector for digital presentation of the film. (This is the same procedure Walt Disney Productions followed in 1985 for digital interlock screenings of *Fantasia*, as described in "Digital Sound for Motion Pictures," in the February 1986 RE/P.)

Release for the stereo home video market will use, as is standard policy, the same Dolby Stereo Lt-Rt tracks. At first, consideration was given to a separate mix for home video releases, an idea that was scrapped because, according to Baran, the gain wasn't equal to the extra cost and trouble.

In preparing for the duplication of videocassettes in interlock with a digital audio master, the Lt-Rt from the E reel will be assembled on a continuous piece of 1610-encoded, 1-inch videotape. (By the way, the packaging of the video cassettes and LaserVision discs will warn customers that this is "a film by Laurie

Anderson," and not the 1949 Kirk Douglas film of the same name.)

2-track record mix

Two weeks after the film mix was finished, Anderson, Baran and Ungar went to Soundworks Digital Audio/Video Studios, New York, to make the 2-track record mix, using the edited, un-mixed C reels as source material. Because they wanted to do minor overdubbing, in addition to bouncing up the final mix, the filled 24-track C reels were transferred (via a digital-to-analog-to-digital transfer) at Soundworks to a 3M DMS 32-track. Allowing two tracks for time code and control, and two for the final mix, four additional tracks were left open on the DMS for overdubs. Baran really liked the ability to bounce up the final mix onto the same multitrack reel should small changes be necessary, since they could easily punch in on the two tracks.

The floppy disks containing Solid State Logic automation data from the mixing

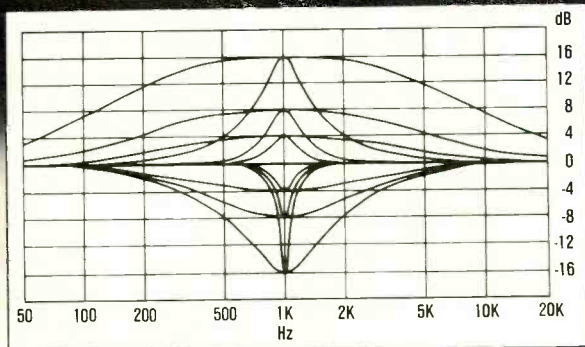
of the D reels were brought over from Sync Sound, to be read by the 48-input SL6048 E-series console at Soundworks. Ungar says that they first used the film-mix automation data in the "mutes-only" mode. During the record mix, she "broadened the EQ so it would be more record-like, mainly picking higher frequencies on the high end. Half the record is quite different and, in those cases, I didn't get much help from the old automation data."

In preparation for disc mastering by Bob Ludwig at Masterdisk, New York, the record mix was transferred to the Mitsubishi X-80 format.

The complex editing and synchronization problems solved by the *Home of the Brave* sound crew represents one more step in proving the viability of digital recording in motion picture post-production. Although only a handful of films give digital multitracks such a workout, it is hoped the success of their efforts inspire others to push the technology further. **RE/P**



Nice curves.




One look at the curves of the Orban 622B Parametric Equalizer will show you its power. Few equalizers on the market today can offer this unique combination of corrective narrowband notching (-40dB) and gentle, musical broadband shaping. That's because Orban's "constant-Q" design emphasizes non-interaction between EQ parameters and gives you the power to get your sound just right—without compromise.

But EQ curves don't tell you everything. Talk to any of the thousands of users who rely on the legendary 622B to solve problems every day. They'll tell you that it's also the best-sounding, most flexible equalizer you can own.

Use it in production for problematical tuning chores and notch filtering or on monitors in sound reinforcement for feedback suppression. It's a real job-saver.

orban Orban Associates Inc.
645 Bryant St., San Francisco, CA 94107
(415) 957-1067 Telex: 17-1480

Circle (41) on Rapid Facts Card



POWER PLAY

© Otari Corporation, 1986

Professional Digital standard recording format ■ 32 tracks ■ Peak-reading LED meter bridge ■ The incomparable ballistics of Otari's renowned pinchrollerless transport ■ SMPTE-EBU time-code synchronization.

When you are ready to create the ultimate recording studio, the Otari DTR-900 awaits.

■ Otari, Technology You Can Trust ■ Otari Corporation, 2 Davis Drive, Belmont, California 94002 ■ (415) 592-8311 TWX 9103674890.



Circle (42) on Rapid Facts Card



Jimmy Buffett's "Floridays" Tour

By David Scheirman

One of this summer's highest grossing tours served as a useful proving ground for new house and monitor consoles, crossovers, amplification, custom-designed loudspeaker cabinets and miniature microphones.

Jimmy Buffett's 1986 *Floridays* summer tour is proof that laid-back, beach-loving singer/songwriters don't necessarily have to receive Top 40 radio airplay to sell out concerts.


Although the artist's recent *Floridays*

David Scheirman is president of Concert Sound Consultants, Julian, CA, and RE/P's live performance consulting editor.

album has been generating airplay in many markets, the listening public primarily remembers Buffett for "Margaritaville," his party-rock anthem of nearly a decade ago. That tune, along with other Buffett classics, has inspired an upcoming feature film and produced a loyal following of concert fans who call themselves "Parrotheads."

In mid-June 1986, *Performance*

magazine ranked Buffett and his Coral Reefer Band as the No. 3 top grossing box office draw in the country. Buffett's summer tour traditionally plays to favorite outdoor venues, such as Michigan's Pine Knob, Ohio's Blossom Music Festival and New Jersey's Garden State Arts Center. Audience capacities for the tour ranged from 8,000 to approximately 20,000.



Sound system services for the tour were supplied by Sound Image, San Marcos, CA; company owner Ross Ritto handled the stage monitor mix and Greg McVeigh signed on as an audio technician. This writer joined the crew as house sound mixer and took responsibility for the main sound system, which featured the company's new Phase-Loc loudspeaker enclosures.

Ritto and company have been handling concert sound for Buffett and the Coral Reefer Band for more than a decade.

"Early in his career," recalls Ritto (pictured left), "the owner of a world-famous PA company barged into the dressing room and offered to do sound free for six months if Jimmy would give them the account. Jimmy just smiled and said, 'No thanks.' As you can see, we're still here."

Sound Image's formula for satisfying clients like Buffett, Emmylou Harris, The Untouchables, Pacific Ampitheatre and the San Diego Symphony appears to be a balance between personal service and contemporary hardware.

"You can have the most trendy, expen-

sive gear in the world, but if your people don't relate well to the artists it's just a pile of hardware," Ritto explains. "Tailoring the sound system and the personnel to the act is important."

Sound system design concept

When examining available hardware for use in a large new concert sound system, Sound Image was concerned with the same parameters that any touring sound company must look at: sonic quality (performance); packaging (portability); and availability (cost/delivery and development time).

Before developing the new system in April 1986, the company's rental stock included consoles from Ashly, Pulsar, Soundcraft and Yamaha. Quantities of QSC power amplifiers were available, along with a wide variety of signal processing gear from such manufacturers as Brooke-Siren, Lexicon, dbx, Yamaha and Ashly. Loudspeaker components used were from Emilar, Electro-Voice and JBL. Sound Image chose the new Fostex line of speakers.

Sound Image decided to continue refining the design of its proprietary two-box modular loudspeaker system, which is marketed under the name of Phase-Loc. QSC power amplifiers were chosen, along with new mixing consoles from Total Audio Concepts (TAC). The entire system was specified, assembled and tested in less than 30 days before the tour's production rehearsals in Memphis, TN.

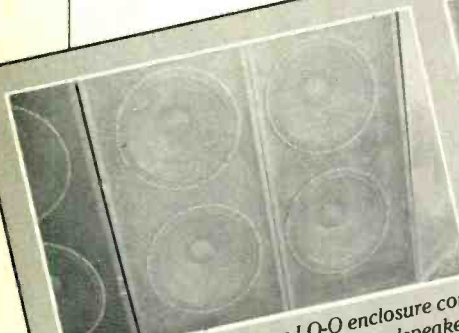


Figure 1. The Phase-Loc LO-Q enclosure contains four 18-inch model FW507 loudspeakers in a vented, trapezoidal box, with a steel grill to protect the components.

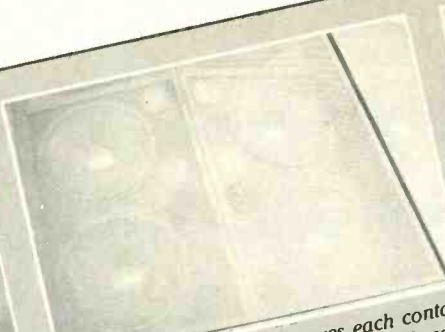


Figure 2. The HI-Q enclosures each contain four 15-inch speakers, a pair of 2-inch compression drivers and four compression tweeters. The front baffleboard is split and angled.

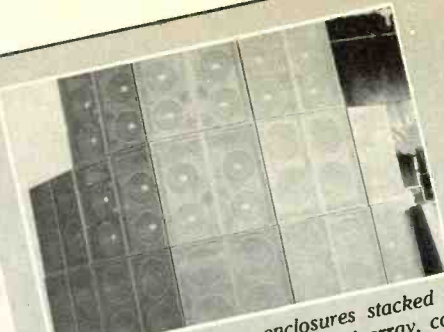


Figure 3. Phase-Loc enclosures stacked at stage level in a compact curved array, containing six LO-Q, five HI-Q and two HALF-Q.




Figure 4. The enclosure's angled sides (viewed from the rear) allow the assembly of large arrays that take up a minimum of floor space.




Figure 5. A new design of modular frequency-dividing network, with phase-trim feature and fast-acting FET limiting on each output, was used on the Buffett tour. A pair of standby units are shown below.




Figure 6. Each amplifier rack for the Buffett system houses four model 3800s and two model 3350s.

"The concert sound business goes in some pretty strange directions sometimes," Ritto says. "The choice of what hardware components to use can have long-term results for a company's business. In the case of some popular products we've seen lately, marketing seems to have gained the upper hand over engineering and quality control. I don't like to let that happen when we buy gear, because not only do I have to buy it, I have to use it."

Loudspeakers and amplification

Low-frequency (LO-Q) and mid/high-frequency (HI-Q) enclosures are used. Each box is constructed of 3/4-inch marine plywood with rabbeted joints, and is coated with high-density polyurethane. The boxes are cut into a trapezoidal shape with the sides angled at 20°. The 48" x 48" x 22.5" cabinets are equipped with 16-gauge expanded steel grills. Recessed handles and castor dollies (attached with Velcro strips) improve portability and ease of handling.

The LO-Q enclosure weighs 227 pounds and contains four Fostex FW507 18-inch transducers in a vented cavity, offering approximately 8.9 cubic feet of internal volume (Figure 1). Fast-hardening foam is sprayed into the interior to dampen cabinet resonances and offer tight seam seals. The exterior of each enclosure is finished with a rugged, black textured finish to stand up to the rugged demands of daily transport.

HI-Q enclosures are separated into two ported chambers, each housing a pair of Fostex L467 15-inch transducers (Figure 2). Designed for high output bass/mid-bass applications, the L467 uses a 4-inch edgewound aluminum voice coil for high power handling. It is capable of response as low as 50Hz in an unassisted, vented enclosure. In the HI-Q box, the speaker operates in the 80Hz to 800Hz bandpass region.

Frequencies from 800Hz to 8kHz are handled in each HI-Q enclosure by a pair of Fostex D502 compression drivers mounted on Northwest 340A fiberglass horns. The combination of a 4-inch diameter edgewound aluminum-ribbon voice coil and Duralumin (eight-element

alloy) diaphragm and half-roll surround is said by the manufacturer to produce up to 10dB less harmonic distortion than other 4-inch diaphragm driver designs.

Four Fostex compression tweeters capable of 80W RMS total output (160W program) are grouped on the front baffleboard of each HI-Q enclosure, which is split vertically and the two halves angled out at 10°. These splayed "half-baffles" reduce mid- and high-frequency beaming and allow the assembly of precisely directed speaker arrays with optimum coupling and smooth horizontal frequency response (Figure 3).

The angled sides of the enclosures allow the easy assembly of compact stacked or flown arrays (Figure 4). Cannon EP-8-14 connectors (8-pin, HI-Q) and EP-4-14 (4-pin, LO-Q) are installed on each enclosure to accept program input.

Loaded with Fostex components, the Phase-Loc system was crossed-over at 80Hz, 800Hz and 8kHz. Brooke-Siren FDS-340 frequency-dividing networks were provided for the system, but I elected to use this tour as an initial field-test of TAC's new TX10 modular crossover (Figure 5).

Although it requires an additional rack space compared with the pair of FDS-340s, the TX10 offers an innovative feature that will probably start appearing

MANNY'S PROFESSIONAL AUDIO DIVISION

NEW YORK CITY'S LARGEST MUSIC DEALER HAS EXPANDED TO INCLUDE A FULLY OPERATIONAL PRO AUDIO DIVISION. COMPLETE WITH DEMONSTRATION FACILITIES AND OUR SPECIALIZED SALES STAFF, WE CAN ASSIST YOU IN SELECTING ANYTHING FROM MICROPHONES TO A COMPLETE MULTI-TRACK RECORDING STUDIO. WE SHIP WORLDWIDE. WE'RE JUST A PHONE CALL AWAY.

**MANNY'S MUSIC
156 WEST 48th STREET
NYC, NY 10036
212 819-0576**

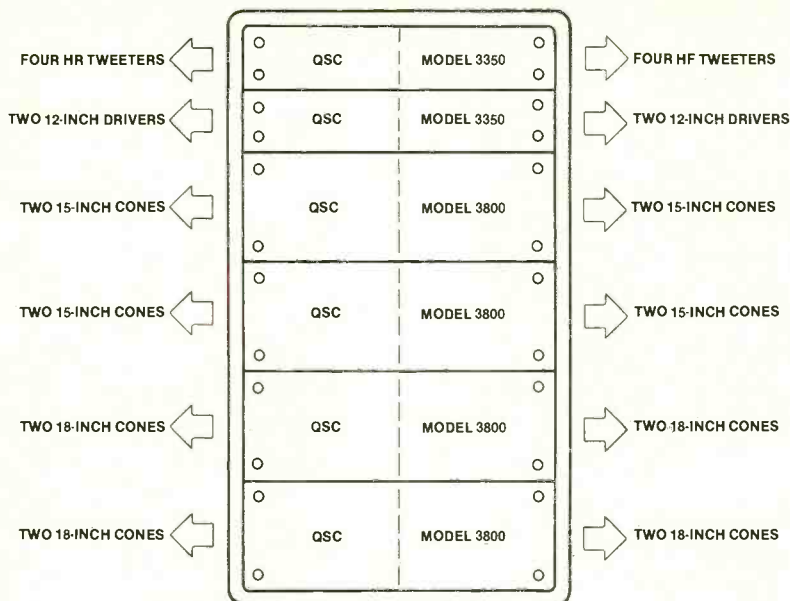


Figure 7. Amplifier rack loudspeaker loads.



Figure 8. The twin-frame Scorpion house console offered 56 inputs, 4 auxiliary returns and 8 auxiliary sends. Pictured here is Don Jarvis, house soundmixer for the tour's second leg.



Figure 9. The house electronics rack contained crossovers, console power supplies, channel-insertable noise gates and compressor/limiters, and effects devices. Note the exceptionally smooth midrange curve on the graphic equalizers.

on other commercially available crossovers in the near future: phase-trim adjustments for each frequency-band output. Adjustment of the measurable (and *audible*, if your loudspeaker system needs help) phase angle of adjacent bandpass outputs is provided from zero to 180°.

Adjustment of phase angle can be made in the field with a sweep signal generator, frequency counter, some keen ears and a bit of patience. This feature is probably most useful with modular speaker systems, such as the Phase-Loc, which offer consistent arrays due to the identical packaging of various components from box to box.

The system's 24 cabinets were powered by three amplifier racks per side, each housing four QSC model 3800 amplifiers and two model 3350 units. One rack powers two pair of enclosures, for a total of eight 18-inch speakers, eight 15-inch speakers, four 2-inch compression drivers and eight compression tweeters (Figure 6).

Each channel of the model 3800s drives a pair of 18- or 15-inch loudspeakers (8Ω devices), delivering approximately 675W per channel to the 4Ω load (Figure 7).

House system electronics

TAC Scorpion mixing consoles were chosen for the Jimmy Buffett system; the manufacturer custom-modified the units to provide eight discrete auxiliary output sends. A total of 56 microphone input modules and four auxiliary return modules were fitted into a long and short frame combination. The twin-frame setup was then equipped with a multipair cable and Elco connectors (Figure 8).

TAC, a division of Amek Consoles, uses steel chassis construction, which is said to ensure absolute rigidity and minute tolerances. All resistors are of the one metal film/metal oxide type, and all ICs are mounted via sockets to enable fast field replacement.

The Scorpion's EQ section is a 4-band device, with swept-frequency midrange controls. An EQ in/out (bypass) switch is fitted, along with mic/line select, phase reverse, 48V supply and input pad switching. Eight selectable subgroups sum to a stereo main output, with an additional 8-bus output matrix available. Extended-frame, heavy-duty road cases are offered, allowing the pre-patching of console inputs and outputs if multipair disconnects are used.

The house electronics rack used with the twin-frame TAC console was a double-wide package housing crossovers, channel-insertable limiters and noise gates, and effects devices along with the console power supplies (Figure 9).


I brought a Lexicon model 200 with upgrade kit (a set of plug-in chips that dramatically improve the unit's sonic performance and offer more flexible programs) for vocal reverb. The stereo digital reverberator was used typically to add a pleasant ambience to the voices and solo instruments, with 3.5 seconds of midrange reverberation a common setting. A Yamaha REV-7 was used for drum/percussion stereo reverb.

An Orban 245F stereo synthesizer accepted acoustic guitar and steel drum inputs. When the left and right returns of the mono input were hard-panned, I achieved a sense of greater depth and spaciousness throughout the audience listening area for these two relatively challenging instruments.

In reverberant indoor environments (such as Pittsburgh's Civic Arena and some of the wooden-roofed "summer sheds"), I relied on an EXR Projector's psychoacoustic processing to increase the apparent intelligibility of the featured



The MASTER



When it comes to record mastering, Bernie Grundman wrote the book.

Over the years Bernie has cut the masters for many of the world's best selling albums, including the phenomenally successful 'Thriller' by Michael Jackson. What loudspeakers does Bernie rely on to monitor the quality of his output?

“ I've mastered successfully on Tannoy for 17 years. For my new facility I chose Tannoy again. ”

Bernie Grundman

ernie
grundman
MASTERING

4 Sunset Blvd. Hollywood, California 90028

SEE US AT AES

(213) 465-6264

Rely on TANNOY®

The Name for Loudspeakers

Tannoy North America Incorporated, 97 Victoria Street North, Kitchener, Ontario, Canada. N2H 5C1. Telephone (519) 743 1148. Telex: C6955328.

Circle (44) on Rapid Facts Card

October 1983 *Recording Engineer/Producer* 85

SEND	DEVICE	FUNCTION
1	LEXICON 200 LEFT	VOCAL AND SOLO
2	LEXICON 200 RIGHT	INSTRUMENT REVERB
3	YAMAHA REV-7 LEFT	DRUM AND PERCUSSION
4	YAMAHA REV-7 RIGHT	REVERB
5	EXR PROJECTOR LEFT	JIMMY BUFFETT
6	EXR PROJECTOR RIGHT	PIANO AND VOCAL
7	ORBAN 2475 STEREO SYNTHESIZER	STEREO RETURN EFFECT FOR ACOUSTIC GUITAR AND STEEL DRUMS
8	LEXICON PRIME TIME DIGITAL DELAY	VOCAL AND LEAD GUITAR EFFECTS

Figure 10. House console auxiliary send assignments.

vocal input, without resorting to excessive high-frequency EQ boost. A Lexicon Prime Time II offered special delay effects for lead vocals and lead guitar.

Auxiliary send assignments for out-bound effects are shown in Figure 10.

Channel-insertable compressor-limiting on kick drum, snare, bass guitar,

lead vocal and the background vocal subgroup was achieved through the use of a dbx series 900 rack. Additional compression and limiting was available for horns, harmonica and keyboards with the Amek RMO1 rack system.

In addition, I used dbx model 166s to provide noise gating and compression

for the stereo instrument and rhythm section subgroups. Signal processing interface with the main console was facilitated by the console's liberal supply of rear-panel patchpoints.

Stage monitor system

A pair of Scorpion FB (foldback) 30-by-12 monitor consoles were set up daily on stage left to distribute the 48 stage inputs to the performers' monitor mixes (Figure 11). Yamaha GQ1031 third-octave graphic equalizers were supplied to each of 16 separate stage mixes, and each mix was bi-amplified with TDM Design's new model 24CX-2 crossover, with 24dB per octave slope filters. Two bi-amped mixes required only one 24CX-2 (one unit high), and the units contributed to a clean, quiet signal path housed in a minimum of rack space.

Low-profile floor slant speaker cabinets were loaded with JBL model 2220 15-inch speakers and 2441 compression drivers on flat-front horns. Each monitor cabinet received approximately

FREE to you!

The Technology Trader

Hot off the press!

OCEAN AUDIO presents *The Technology Trader* —the ONLY comprehensive listing of used, demo and close-out equipment for the Audio, Video and Film Industries. Over 2,500 items at prices you can't beat.

Call today for your FREE copy, or just circle the number below on the Reader Response Card, but don't miss out!

OCEAN AUDIO INC.

213-459-2743

TLX (316706)

IMC (956)

Reverb, truly realized. Consider this: assemble every conceivable parameter of natural and plate reverberation, incorporate the possibilities of non-linear (gated) reverberation, augment these with a parametric equalizer, use a 16-bit A/D/A converter and a 28-bit parallel-operation signal processor. Put all of that under computer control for one-button convenience, and complete the picture with MIDI control for (no button) convenience. Roland has not only considered these ideas, we have realized them, in the SRV-2000 MIDI Digital Reverb. Roland Corp. US, 7200 Dominion Circle, Los Angeles, CA 90040.



DIGITAL SIGNAL PROCESSING FROM ROLAND



THE
ULTIMATE
ACHIEVEMENT
IN CONTROL
ROLAND'S
SRV-2000
DIGITAL
REVERB

Circle (46) on Rapid Facts Card



Figure 11. Two Scorpion FB monitor mixing consoles distributed the 48 stage inputs to the performers.




Figure 12. Stage monitor speakers were bi-amplified with the new TDM design 24CX-2 crossovers. Sixteen mixes require only eight rack spaces.



Figure 13: Stage monitor amp racks each house model 3200s and MX1500s.



Figure 14: Miniature condenser mics were used for the tom-toms; note the flexible mounting cup.




Figure 15: Half-sized versions of the Phase-Loc HI-Q enclosures were used for frontfill coverage as needed.



Figure 16. Author David Scheirman, who mixed house sound for the "Floridays" tour.

675W, with one side of a QSC MX1500 (lows) and model 3200 (highs) dedicated to each box (Figure 13).

Stage inputs

Eighteen stage inputs were dedicated to drums and percussion, while nine vocal channels were required. Congas, timbales and steel drums contributed to a rhythmic calypso feel on many of Buffett's tunes, and Simmons electronic drum pads were added to keep things in tune with 1986.

One of the challenges with large drum sets on today's concert stages is placing microphones, stands and cable. Too much clutter can be unsightly and can hamper the drummer's performance. In an attempt to remedy this and move toward a clean drum riser look, new miniature condenser microphones from Panasonic RAMSA were clipped to the tom-toms (Figure 14). Accessories for the WM-S series include tiny flexible mounting clips that allow placement at practically any angle. The tiny, rugged mics can take abuse, too; the manufacturer claims a maximum input SPL of 158dB (at 1kHz) for the WM-S5E.

Electro-Voice PL95A dynamic cardioid microphones were supplied for all vocal

inputs, and a Shure SM53 picked up the harmonica amp. Guitar amplifiers received Shure SM57s, while the bass guitar was taken as a direct input. Shure SM81 condenser mics were placed on hi-hat and overhead cymbals, and a pair of SM57s picked up the snare drum's top head and bottom snares. Reversing the phase of one of the pair reduced cancellation and offered approximately 3dB more gain than when both mics were used in phase.

Five Dean Markley guitar pickups were mounted inside the steel drums, about an inch from the rim of the metal shell on the bottom. These five pickups were summed through a Rane SM26 mixer into two line-level outputs. A 5-element Helpinstill pickup was passed through an active mixer and summed to one line-level output.

System logistics

The majority of this tour's shows took place outdoors during the summer. The Southeast suffered unusual downpours, usually after setup and before showtime.

Promoters were instructed to supply clear plastic sheeting and heavy tarps. The combination of heat, humidity, rain and high winds proved to be a rough break-in for the new sound system. Overnight drives of 400 to 500 miles, often four in a row, offered "road adjustment" conditions for the technical crew.

When frontfill coverage was required for tightly packed audience areas, half-sized versions of Sound Image's HI-Q enclosures were available as needed (Figure 15).

Perhaps the most difficult environmental conditions for the brand-new hardware were not created from the weather but from exceptionally lively crowds. It was not uncommon for the sound and lighting consoles to be surrounded by chanting fans forming impromptu conga lines. **REP**

Editor's note: The mention of specific brand names of audio equipment in this article should not be taken as an endorsement. The information is supplied with reader interest and education in mind.

I've always treated Hy James as if they were my business partners. Anytime I need them, they come through. They've managed to satisfy every equipment demand and back it up with intelligence and enthusiasm. It's hard to imagine any recording studio competing in today's market without having a company like Hy James to rely on.

Ben Grosse
Producer/Engineer/Studio Owner
Pearl Sound Studios

Recent Projects:
The Tackheads (Warner Bros.)
Rick Medlocke (Atlantic)
George Clinton (Capitol)
Nazareth (Phonogram Int'l.)

HY JAMES
24166 Haggerty Road
Farmington Hills, MI 48024
(313) 471-0027 994-0934—Ann Arbor

HY JAMES
the audio professionals



Pearl TL-4 Condenser Microphone

By Lowell Cross

Pearl microphones have enjoyed a long and distinguished reputation in Europe, especially in the Scandinavian countries, but have until now remained relatively unknown in the United States.

The guiding force behind the Swedish company is Rune Rosander, who has been an audio designer and engineer since the Thirties. After several years of studying and modifying RCA 44 and 77 ribbon microphones, he began in 1941 to manufacture his own microphones, to fulfill the wartime needs of Swedish broadcasters.

His Pearl microphones were not ribbon designs, but condenser types, and in 1953 culminated in the innovation of the rectangular capsule. The present TL-4 retains this type of design, which is based on a preference for two, minor high-frequency resonances (determined by the respective wavelengths of the capsule's two dimensions) over a single, and possibly more pronounced, resonance at the wavelength of the diameter of a circular capsule.

Other unusual features are incorporated in this design beyond the use of a rectangular capsule. It is a double-capsule microphone, with the separation of the two elements kept to only 5mm (0.2 inches). After experimenting with different materials and metal depositing techniques, Rosander has settled on aluminized membranes.

The outputs of the two capsules, each having a cardioid pattern, are available simultaneously and independently. If both outputs are summed equally in phase to mono, an omnidirectional characteristic is the result; if a similar summation is made, but with the polarity of one capsule inverted, a mono bidirectional signal is obtained. By combining



the two capsules at different levels, other polar characteristics are possible: in-phase, wide-angle cardioid; out of phase, super- and hyper-cardioid.

The relative mix and polarity of the capsules, and therefore the resultant mono pattern changes, are thus made at the console. Since the two simultaneous outputs are always present separately, the TL-4 may also be used as a coincident-stereo microphone. In this configuration, the two cardioids are back-to-back, or facing 180° apart. This stereo mode of operation was chosen for our evaluation.

Control unit


The PDV-B accessory module provides switching for the various mono/stereo combinations, if the TL-4 is to be used without a console or mixer. The module offers both balanced XLR and unbalanced RCA/phonograph outputs for connection to professional, semi-pro or consumer-grade recorders.

The TL-4 has an unusually high output-signal level: 120mV/Pa. Used in a double-cardioid coincident stereo configuration, the Pearl can easily drive the line-level inputs of semi-pro digital audio processors, making it quite adaptable for remote digital recording. The TL-4 operates on either 24V or 48V phantom powering (or any voltage in between), according to DIN 45 596.

The microphone's high output represents one of its potential drawbacks, yet one that can be corrected with attenuator pads. Certain consoles, however, might not offer a sufficiently wide selection of microphone input sensitivities to accommodate the TL-4 when in very loud acoustical environments.

With a console of this type, pre-amp overload is very likely to result, yet the 48V phantom supply voltages are pre-

Lowell Cross is professor of music and director of recording studios, University of Iowa, Iowa City, IA, and a regular RE/P contributor.



NOW YOU TOO CAN HAVE THAT FABULOUS, MODERN TURBOSOUND "LOOK"!



We weren't searching for a new look when we developed the design principles embodied in Turbosound reinforcement modules. We were simply looking for a better method of reproducing the dynamic range, frequency spectrum and transient attack of live music.

The Turbo (*not just a phasing plug*) in our TurboMid™ device is the most identifiable result of our efforts, which is one reason why we're seeing so many imitations these days. But the design developments that produce the patently superior sound performance of every Turbosound full range enclosure are the elements you can't see.

Tacking a simple phasing plug onto an obsolete design, for example, does

not magically endow a speaker system with the ability to reproduce a seamless midrange from 250 to 3700 Hz, or to project sound further and more accurately. That kind of performance results only when our proprietary 10" driver, exponential horn and Turbo, all designed on Turbosound principles* function as an integral system — the TurboMid™ device.

Nor will adding a phase plug to a box enable it to generate the astonishing amount of clear, musical bass our TurboBass™ device does. And it certainly won't deliver the energy of live performance with the definition and dimension of a Turbosound reinforcement system. It's not the way an enclosure looks, but the reason it looks that way that's important.



Only Turbosound is Turbosound.™
Turbosound
 A member of the Turbosound Group of Companies · London · New York

*TurboMid™ and TurboBass™ devices are covered worldwide by Principle Patents, not simple design patents. The concepts embodied in these designs are, therefore, entirely unique. See Turbosound literature for full information.
Turbosound, Inc. 611 Broadway #811, New York, New York 10012 (212) 460-9940 Telex 230199 IMC ABELSON — US. **Turbosound Sales Ltd.** 202-208 New North Road, London N1 7BL (01) 226-0099 Telex 265612 IMC SALES — UK.

Worldwide distributors: *Australia:* Creative Audio Pty Ltd, Melbourne Tel: (03) 354-3987 *Austria:* Audiosales Moedling Tel: (2236) 888145 *Canada:* Belisle Acoustique Inc, Quebec Tel: (514) 691-2584
China: Wo Kee Engineering Ltd, Hong Kong Tel: (5) 249073/5 *Denmark:* Per Meistrup Productions Karlslunde Tel: (02) 151300 *France:* Regiscene Paris Tel: (01) 374-5836 *Greece:* Alpha Sound Athens Tel: (01) 363-8317
Holland: Ampco Holland b.v., Utrecht Tel: (30) 433134 *Hong Kong:* Tom Lee Music Co., Ltd, Hong Kong Tel: (3) 722-1098 *Indonesia:* PT Auvinde Merien Prima Jakarta Tel: (01) 323029/320704 *Israel:* Barkai Ltd, Ramat-Gan Tel: (03) 735178/732044
Italy: Audio Link Parma (0521) 598723/1 Milan (02) 285-0334 *Japan:* Matsuda Trading Co., Tokyo Tel: (03) 295-1731 *Korea:* Bando Pro Audio Inc, Seoul Tel: (02) 546-5491
Malaysia: Atlas Hi Fi Sdn Bhd Kuala Lumpur (03) 432104 432077 *Norway:* Nordtek Equipment a/s Oslo Tel: (02) 231590 *Singapore:* Atlas Sound (Pte) Ltd, Singapore Tel: 220-4484 *Spain:* Lexon s.a., Barcelona Tel: (03) 203-4804
Sweden: Inter Music a.b., Skovde Tel: (500) 85260 *Switzerland:* Studio M + M, Schönenwerd Tel: (64) 415722 *Thailand:* Bangkok One/Graphic Center Bangkok Tel: (2) 314-3570 *UK:* Turbosound Sales Ltd, London Tel: (01) 226-0099
USA: Turbosound Inc, New York Tel: (212) 460-9940 *W. Germany:* Adam Hall GmbH Usingen Tel: (6081) 16031

Circle (48) on Rapid Facts Card



Accessories include the PDV-B switcher unit, which provides various mono/stereo output combinations (shown top left and right), and the SYMSI-48 power supply module.

sent at the high-gain microphone inputs, not the live-level inputs, which may be more appropriate. The manufacturer is prepared to recommend values for attenuators pads if certain consoles are expected to be used with the TL-4.

My other reservations about this microphone are minor, yet worth mentioning. As is sometimes typical of new imported equipment, the unit lacks clear, concise English instructions. The push-buttons on the PDV-B switching module (not required with professional consoles) are not labeled in any language. Also, no stand adapters or similar accessories are supplied, only a list of recommended items from other manufacturers. I have been assured that the TL-4 will be better documented for English-speaking users once importation begins this fall.

I have no reservations, however, about the TL-4's sound properties. It satisfies all of the criteria of a first-class microphone: low distortion and noise; excellent pattern characteristics; and smooth, wide-band frequency response.

Evaluation procedure

Our evaluation took place during a dress rehearsal and concert of the University Symphony Orchestra, including a piano concerto. The performances were monitored live and recorded 2-track for subsequent replay.

James Dixon conducted the orchestra concert in late February 1986, preceded by a dress rehearsal the evening before, performing Schubert's *Overture "in the Italian Style,"* Mendelssohn's *Concerto No. 1* in G minor, opus 25 (Kerry Grippe, pianist) and the Ravel orchestration of Mussorgsky's *Pictures at an Exhibition*.

The TL-4 (coincident stereo) was suspended 12 feet above the stage of the University of Iowa's Hancher Auditorium, 10 feet downstage from the conductor's podium. This configuration placed the microphone just below the line defined by the raised lid of a 9-foot Steinway model D grand piano, which was moved offstage after intermission for the performance of the Mussorgsky-Ravel work. With its back-to-back coincident cardioids, the microphone faced directly left and right.

We attempted to monitor the microphone's self-noise during the quiet period in the hall following our setup. The background ambience of NC 15 to NC 20 completely masked any self-noise from the microphones, as monitored through our Neve 5315/24 console and Klein+Hummel 092 reference monitor loudspeaker systems. As already noted, the TL-4, which was supplied with 48V phantom powering, has a very high output level; console inputs were set for only 25dB gain.

Lou Agosto, Technical Services **Stuart Allyn**, Applications Engineer
David Bellino, Pro Audio Sales **Mercedes Bogen**, Purchasing Manager
Mike Bogen, Sales Division Manager **Cris Boohit**, Maintenance
Jim Burns, Controller **Tom Cahill**, Field Service Engineer
Angie Candelaria, Bookkeeping **Wenissa Chan**, Bookkeeping
Don Cooper, Parts Sales **Lenny Fassett**, Technical Services
Tim Finnegan, Pro Audio Sales **Jim Flynn**, Director of Rentals
Matthew Fritz, Pro Audio Sales Asst. **Eddie Gallardo**, Parts Sales
Jim Gillespie, Parts Dept. Asst. Manager **K.C. Green**, Rentals Manager
Gary Hall, Applications Engineer **Jan Hebel**, Music Technologies Sales
Joey Helguera, Parts Sales **Dave Jett**, Pro Audio Sales
Gil Justiniano, Technical Services **Andy Kassel**, Administrative Asst.
Donald Kassel, Parts Sales **Brent Kerr**, Parts Sales
John Klett, Technical Services Manager **Christopher Knieriem**, Shipping
Norman Kuflik, Parts Purchasing **Tom Lanik**, Sales Division Asst. Manager
Frank Lannen, Parts Purchasing **Mary Ma**, Bookkeeping
Luis Maldonado, Shipping Manager **Bob Manella**, Rentals Technical Services
Julie Martinez, Receptionist **Ken McDonald**, Pro Audio Sales Asst.
Dave McGee, Maintenance **MaryAnn McKenna**, Bookkeeping
Michael Mourounas, Parts Receiving **Michael O'Hora**, Field Service Engineer
Michael Oster, Computer Systems Analyst **Judy Portalatin**, Parts Receptionist
David Prentice, Pro Audio Sales **Bob Quinones**, Pro Audio Sales
Fred Ridder, Marketing **Milton Rivera**, Parts Sales
Monica Sager, Bookkeeping **JoJo Savelli**, Technical Services Administrator
Jim Shea, Pro Audio Sales **Karen Sneider**, Administrative Asst.
Charles Spears, Receiving **Courtney Spencer**, Vice President and General Manager
Scott Stein, Shipping **David Stumacher**, Rentals Sales
John Tamburello, Technical Services Asst. Manager **Ed Tompkins**, Contractor Sales
Mike Tzavelas, Shipping **Matthew Weiner**, Pro Audio Sales
Danny White, Parts Dept. Manager **Kitty Williams**, Pro Audio Purchasing
Donna Winfield, Rentals Administrator **Doug Wood**, Music Technologies Sales

We're 62 now, and getting better all the time.

The continuing success of a company depends on the quality of its people, and here at Martin Audio we take pride in the staff we've built during the 22 years we've been in business.

Most of our Pro Audio salespeople have firsthand experience in recording studios, broadcasting, post-production, or sound reinforcement. The Martin Music Technologies staff have worked hard to become New York's leading experts on MIDI hardware and software and digital sampling systems. Our Technical Services department is filled with factory-trained technicians and engineers with decades of professional experience amongst them, and our renowned Parts and Rentals divisions are regarded as much for their personal attention as for the dozens of lines they handle.

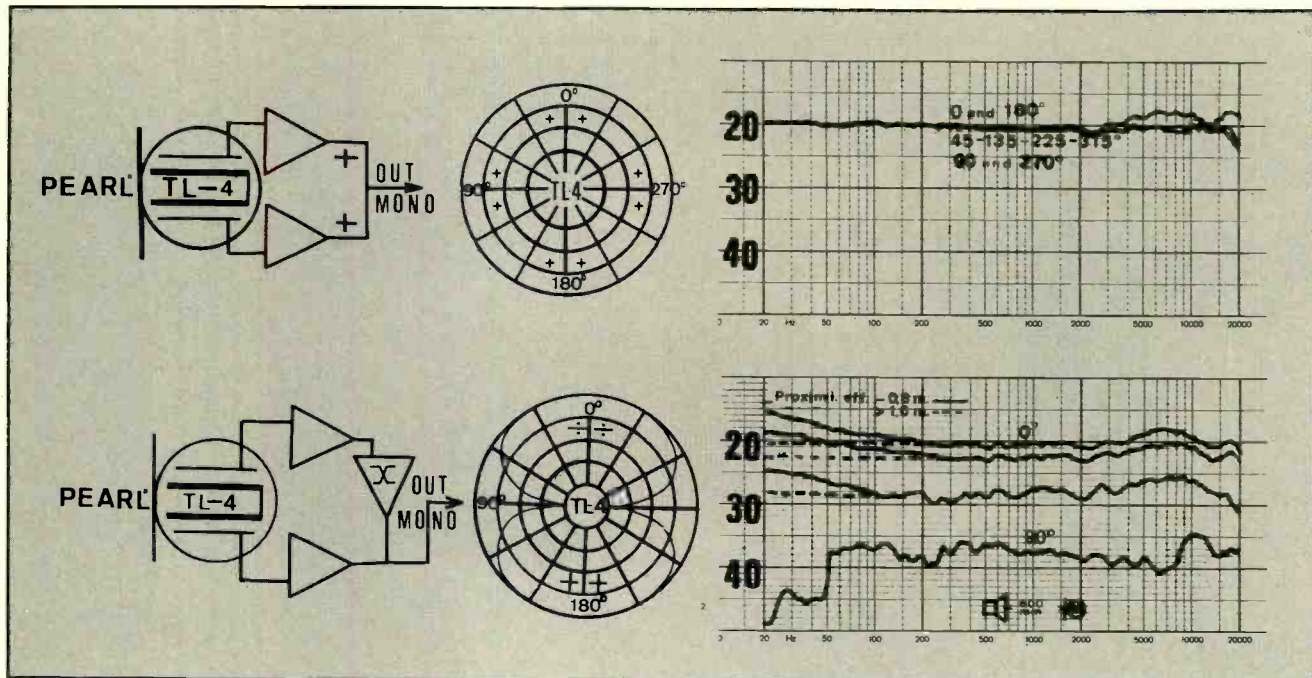
But most important, throughout Martin you'll find dedicated, professional people who are concerned with customers' problems, and committed to satisfying our customers' needs. Whether you are buying a mixing console, a MIDI keyboard, or some mic cable, whether you are renting a reverb or having a recorder repaired, Martin serves you better.

Come take advantage of Martin's people.



423 West 55th Street, New York, NY
10019-4490 (212) 541-5900/TLX 971846

Circle (49) on Rapid Facts Card



Polar and frequency response plots of the TL-4 dual-membrane capsule outputs added in-phase (top) and inverted phase (bottom), showing the differences in directional and bidirectional/figure-of-eight pickup characteristics. Used independently, the two membranes provide a simultaneous pair of cardioid characteristics, with forward and rear-facing orientations.

Technical Specifications

Patterns: Back-to-back cardioid (coincident-stereo); omnidirectional through cardioid to bidirectional (totally variable at console; mono applications).

Frequency range: 16Hz to 20kHz.

Sensitivity: 120mV/Pa.

Maximum output: 3.6V, both capsules operating; 5.8V, one capsule operating.

Self-noise: less than 20dBa, total system; less than or equal to 0.018mV, A-weighted, amplifier only (noise measurements made according to IEC-179).

Current drain: 1.3mA, 24V to 48V.

Maximum SPL (6 kΩ load, less than 1% THD): 126dB, 48V phantom power, both capsules; 132dB, 24V, both capsules; 132dB, 48V, one capsule; 136dB, 24V, one capsule.

Source impedance (balanced, transformerless); 150Ω, 16Hz to 20kHz.

Load impedance: may be used with loads of less than 1,000Ω, but with reduced output.

Connector: 5-pin XLR.

Dimensions (length and minimum/maximum diameters): 6.9"x0.9" x1.2".

Accessories: 505 or 533 cable, model PDV-B pattern controller/recorder interface.

Circle (301) on Rapid Facts Card

Recording was made on an Ampex ATR-104 ½-inch 4-track equipped with Dolby A-Type noise reduction, and operating at 15 ips with Ampex 407-3600 tape.

I was joined in our listening sessions by our two audio engineers, Peter Nothnagle and David Miller. We all agreed that the TL-4 is a truly excellent microphone with regard to subjective listening quality. It picked up the piano, woodwinds and certain other orchestral instruments 90° off-axis from either of its capsules, yet the TL-4 retained the proper frequency balance, clarity and stereo imaging that one expects from high-quality stereo microphones.

Also, because the reverberant characteristics of the hall were quite graciously rendered (again, received for the most part off-axis), one can conclude that the TL-4 maintains very favorable cardioid pattern characteristics across the audible spectrum. No unpleasant colorations were present in any form, either in the sound from the piano and orchestra, or from the hall's reverberation. Good off-axis characteristics are among the hallmarks of high-quality directional microphones.

Compared with our normal reference microphones, the TL-4 sounded somewhat softer, with a trace of receding upper-midrange and high-frequency response. As noted, the off-axis pickup of the back-to-back cardioids can partly ac-

count for the difference. But this comment is not intended as a criticism; in fact, the soft high-end properties of the TL-4, with its atypical condenser sound, may be used in many recording situations as means for enhancement.

The excellent transient response and wide-band characteristics expected from quality condenser units were certainly present with the TL-4. Its rendition of the piano sound was full and robust. Its orchestral reproduction was very well-rounded, with none of the high-frequency stridency associated with lesser condenser units.

The sounds heard from the lower strings (cellos, basses) were characterized by richness and warmth, prompting a repeat of my admonition to ribbon advocates that they give condenser units a try. Nothing will be lost in smoothness or warmth, and definite gains in pattern integrity and selection, total system signal-to-noise ratio and transient response will become evident over virtually all of the present ribbon designs.

I do not hesitate to recommend the TL-4 as a worthy competitor to the prestigious microphones that have rated high in our previous evaluations. It is an excellent coincident-stereo microphone at a very reasonable price that can also double as a highly flexible variable-pattern studio unit capable of a wide range of solo applications.

R/E/P

Task:

Copy a few
cassettes today,
a thousand
tomorrow and
ten thousand
next week. *BK*



Problem:

Find a one-stop source for tape duplicating equipment that accomplishes the small tasks and the big ones—profitably.

Solution:


Telex—unquestionably the company with the widest, most versatile line of tape duplicating products in the industry.

Telex has a duplicator that fits your needs—today, tomorrow and next week.

Whether it's a new suit for yourself or electronics for your business, it makes sense to shop where you have the widest selection. And, if your purchase is as crucial to the profit line as a high speed tape duplicator, you shouldn't settle for a model that **almost** fits your needs.

Telex has models that copy as few as one cassette at a time or as many as twenty-three. Telex models are available in mono or stereo and also offer a wide variety of copying configurations such as cassette to cassette, reel to cassette, cassette to reel or reel to reel. For small to medium run cassette duplication, choose one of the new Telex CD Series, but if you need open reel capability plus larger cassette production, one of the Model 6120 configurations is probably best for you. At Telex, you can find the right duplicator at the right price, and you'll find it faster. For more information and detailed specifications, write to Telex Communications, Inc., 9600 Aldrich Ave. So., Minneapolis, Minnesota 55420, Telephone: 612-887-5531.

For small to
medium production
runs...



The NEW
CD Series

TELEX®

Call Toll Free in U.S. 800-828-6107



The Model
6120—for
medium to
large produc-
tion runs.

Ask a participating dealer about special payment terms available only with the Telex 6120!

Circle (50) on Rapid Facts Card

www.americanradiohistory.com

Preview

Audio Engineering Society 81st Convention Los Angeles, Nov. 12-16

The 81st Audio Engineering Society Convention, whose theme is "The Digital/Analog Fusion: A Rainbow of Technology," will be held at the Los Angeles Hilton Hotel from Wednesday, Nov. 12 through Sunday, Nov. 16. An accompanying technical exhibition, located at the nearby Los Angeles Convention Center, provides more than 150,000 square feet of booth space for almost 200 exhibitors. Additional demonstration rooms will be sited at the Hilton Hotel.

Opening hours for the technical exhibits and demonstration rooms are as follows:

- Thursday, Nov. 13: 12 noon to 8 p.m.
- Friday, Nov. 14: 10 a.m. to 6 p.m.
- Saturday, Nov. 15: 10 a.m. to 5 p.m.
- Sunday, Nov. 16: 10 a.m. to 3 p.m.

Technical papers and workshop sessions will be open from 9 a.m. through 10 p.m.—during the five day convention, except Saturday (the AES Awards Banquet evening results in the afternoon session ending at 5 p.m.) and Sunday, when the convention closes at 12 noon after a morning workshop session.

Marshall Buck, papers chairman, has organized a series of technical sessions that will begin on Wednesday. These sessions will be presented in the Pacific Ballroom at the Los Angeles Hilton.

Wednesday, Nov. 12 (9 a.m.)

A session entitled "Perception" will be chaired by Diana Deutsch, and comprises the following invited papers:

- "Some New Auditory Illusions," by Diana Deutsch, Department of Psychology, University of California at San Diego.
- "What do We Hear?" by John R. Pierce, Center for Computer Research in Music and Acoustics, Stanford University.

ty.

- "On the Question of Absolute Pitch," by W. Dixon Ward, Hearing Research Laboratory, University of Minnesota.
- "Hazards in Hearing for the Orchestral Musician," by Edward C. Carterette, Department of Psychology and Brain Research, UCLA, Donald H. Woolford, Australian Broadcasting Corporation, and Donald E. Morgan, Division of Head and Neck Surgery, School of Medicine, UCLA.
- "Acoustic Sequences: Explaining a Perceptual Paradox," by Richard M. Warren, Department of Psychology, University of Wisconsin-Milwaukee.
- "The Perception of Sound Colorations due to Resonances in Loudspeakers and Other Audio Components," by Floyd E. Toole, National Research Council of Canada.


Wednesday, Nov. 12 (2 p.m.)

A 2-part session entitled "Architectural Acoustics and Listening Conditions" will be chaired by Ted Uzzle, and comprises the following technical papers:

- "RT-60: How do I Measure Thee; Let me Count the Ways," by Peter D'Antonio, RPG Diffusor Systems, and Don Eger, Tecron.
- "Decay of Low-Frequency Sound in Rooms," by Arthur Noxon, Acoustic Sciences Corporation.
- "Sound Transmissions Through Partitions—Direct Source Field," by Marshall Long, Marshall Long Acoustics.
- "The Acoustical Design of a 4,000-seat Church Auditorium," by A.H. Marshall, C.W. Day and L.J. Elliott, Marshall Day Associates.
- "Interactive 3-D Graphics Systems for Auditorium/Cluster Design," by David B. Murrell and David G. Meyer, Purdue University.

- "New Types of Acoustic Materials Simplify Room Designs," by Peter D'Antonio, RPG Diffusor Systems.
- "Incorporating Reflection Phase Grating Diffusors in Worship Spaces," by Peter D'Antonio, RPG Diffusor Systems, and W. Peterson, Professional Sound Industries.
- "New Subjective Speaker Test Allows A/B Comparison with Original Sound Equivalent," by Henry O. Wolcott, Wolcott Audio.
- "LEDR: A Subjective Approach to Evaluating and Modifying Control Rooms," by Douglas R. Jones, William L. Martens and Gary S. Kendall, Northwestern University School of Music.
- "The Evaluation of Digital Filters for Controlling Perceived Direction in Stereo Speaker Reproduction," by William L. Martens, Gary Kendall, Richard Karsten and M. Derek Ludwig, Northwestern University School of Music.
- "Aural Analysis of the Spatial Relationships of Sound Sources as Found in 2-Channel Common Practice," by Dr. William Moylan, University of Lowell.
- "The Localization of Phantom Images in an Omni-Directional Stereophonic Speaker System," by Dave Moulton and Michael Ferralli, Phase Coherent Audio, and Steve Hebrock and Mark Reed, Audiotechnica USA.
- "Minimizing Interaural Crosstalk in Near-Field Monitoring by the Use of a Physical Barrier," by Timothy M. Bock, Crown International, and D.B. Keele Jr., Tecron.
- "Subjective Evaluation of Multi-channel Stereophony for HDTV," by K. Ohgushi, K. Tsujimoto, S. Komiyama, K. Kurozumi and J. Ujihara, NHK Science and Technical Research Labs.
- "The Influence of Television Images on Auditory Localization," by Bronwell,

At A Glance:



81ST AES CONVENTION
Los Angeles

L. Jones and Emil L. Torick, CBS Technology Center.

Thursday, Nov. 13 (9 a.m.)

A 3-part session entitled "Audio Recording and Signal Processing" will be chaired by John Eargle, and comprises the following technical papers:

- "Direct Metal Mastering Technology: A Step Toward More Efficient Manufacturing of Compact Discs," by Horst Joschiko and Guenter Joschiko, Teldec GmbH and Gotham Audio.
- "An Automated Approach to Digital Console Software," by William Kentish and David C. Bell, Solid State Logic.
- "PDM for Digital Audio Tape Recorders," by Marcel Schneider, Willi Studer AG.

- "New LSIs for a Rotary-head Digital Audio Tape Recorder (R-DAT) and Their Digital Signal Processing," by Tadashi Fukami, Shinya Ozaki, Kazutoshi Shimizume, Takeshi Uematsu and Kentaro Odaka, Sony Corporation.
- "A New Audio Bit-rate Reduction System for the CD-I Format," by Masayuki Nishiguchi, Kenzo Akagiri and Tadao Suzuki, Information Systems Research Center, Sony Corporation.
- "Music and Sound Design for Motion Pictures and Commercials," by Frank Serafine, Serafine FX.
- "Spectral Recording Process," by Ray Dolby, Dolby Laboratories.
- "The Application of Narrowband Dither Operating Near the Nyquist Frequency in Digital Audio Systems to Provide Improved Signal-to-Noise Ratio over Conventional Dithering," by B. Blesser, Barry Blesser Associates, and B. Locanthi, Pioneer Electronics.

Workshops

	Wednesday Nov. 12	Thursday Nov. 13	Friday Nov. 14	Saturday Nov. 15	Sunday Nov. 16
9 A.M. - NOON		Future Directions in Professional Audio: A Forecast	Stereo TV Mixing: Compromises and Solutions for Mono Compatibility	Preservation and Restoration of Audio	Education in Audio: Does Testing Work?
	The All Digital Studio	Loudspeaker Cluster Design	Tape Machine Maintenance Care and Repair	MIDI and Beyond: Total Stereo Control	The Art and Science of Equalization Basic System Design of Recording Studios
2 P.M. - 5 P.M.	Wireless Microphones: Why Do They Work?	Can We Talk? Production Intercom in the Entertainment Industry	Audio for Video	Film Sound: Dialogue, Music and Effects	
	Compact Disc Preparation	Measurement and Instrumentation	Computers in Audio	Live Concert Sound	
7 P.M. - 10 P.M.	SPARS: The Economics of Operating a Recording Studio	Microphones: Out of the Studio and Into the Real World	Time Code: A Tutorial	AES Awards Banquet featuring The Firesign Theatre and keynote speech by Stan Cornyn Reception - 6 p.m.	
	Ramifications of CD-ROM and CD-I on the Recording Industry	Loudspeaker Measurements	Transformers in Audio		

Papers

	Wednesday Nov. 12	Thursday Nov. 13	Friday Nov. 14	Saturday Nov. 15	Sunday Nov. 16
9 A.M. - NOON	Perception	Audio Recording	Audio Reproduction, Transducers and Sound Reinforcement	Audio Measurements and Instrumentation	
	Architectural Acoustics and Listening Conditions	Audio Recording	Audio Reproduction, Transducers and Sound Reinforcement	Audio Measurements and Instrumentation	
2 P.M. - 5 P.M.	Architectural Acoustics and Listening Conditions	Audio Recording and Signal Processing	Audio Reproduction, Transducers and Sound Reinforcement	AES Awards Banquet Reception - 6 p.m.	

- "Digital Dither," by Stanley P. Lipshitz and John Vanderkooy, Audio Research Group, University of Waterloo.
- "An Optical Disc Recording, Archiving and Editing Device for Digital Audio," by James Moorer and Jeffrey Borish, The Droid Works.
- "A Digital Audio Contact Printing Technique," by Toshikaru Kobayashi, Yoshio Shirai and Shinji Amari, Sony Corporation.
- "On the Design of Digital Oversampling Filters," by Ming-Ting Sun and Lance Wu, Bell Communications Research.
- "A New Compressor Architecture for Digital Audio," by John Strawn, The Droid Works.
- "Software for Controlling Real-Time Digital Audio Processors," by Mike Shantzis and Bernard Mont-Reynaud, The Droid Works.
- "An Integrated Voltage-Controlled Building Block," by Douglas Frey, Computer Science Department, Lehigh University.
- "Music Synthesis Tutor for FM Power Spectra," by Gary L. Gibian, David Bort, Dennis Clements and Eric Harnden, The American University, Physics Department.
- "Digital Audio Processing on a Grand Scale," by Peter Easty and David C. Bell, Solid State Logic.

- "Automatic Generation of Microcode for a Digital Audio Signal Processor," by C.M. McCulloch, Solid State Logic.

- "Image Model Reverberation for Recirculating Delays," by Gary Kendall, William Martens and Daniel Freed, Northwestern University School of Music.

Friday, Nov. 14 (9 a.m.)

A 3-part session entitled "Audio Perception, Transducers and Sound Reinforcement" will be chaired by Cal Perkins, and comprises the following technical papers:

- "Complete Analysis of Single and Multiple Loudspeaker Enclosures," by Chris Strahm, Northwest Sound.

- "Automated Measurements of Loudspeaker Small-signal Parameters," by Richard C. Cabot, Audio Precision.

- "Advances in Computer Simulation of Loudspeakers," by Earl Geddes, Ford Motor Company, Electrical Division.

- "The Acoustic Radiation of Line Sources of Finite Length," by Stanley P.

Lipshitz and John Vanderkooy, Audio Research Group, University of Waterloo.

- "Are Equalized Closed-boxes Preferable to Vented-boxes?" by Eugene Zuustinsky, Department of Mathematics, State University of New York.

- "A Transmission Line Woofer Model," by Robert M. Bullock III and Peter E. Hillman, Miami University, Mathematics Department.

- "Acoustical Field Studies of Piston-type Vibrating Surfaces Using Boundary Element Method," by J.K. Jiang and M.G. Prada, Stevens Institute of Technology.

- "Comparison Between 4th-order Linkwitz-Riley and Bessel Active Crossovers," by Dennis A. Bohn, Rane Corporation.

- "Present and Future Trends in High-level Sound Reinforcement Loudspeaker Systems," by Clifford Hendricksen, Electro-Voice.

- "Subtractive Crossover Filters," by Eric Guarin, University of Illinois.

- "Loudspeaker Manifolds for High-level Concert Sound Reinforcement," by

David E. Carlson and David W. Gunness, Electro-Voice.

- "Elimination of High-power Compression in Servo-drive Loudspeakers," by Thomas J. Danley, Roy R. Whymark and Charles A. Rey, Intersonics.

- "Cluster Suitability Predictions Simplified," by G.R. Thurmond, G.R. Thurmond & Associates.

- "Electronic Control of Speaker Directivity: A Practical Application," by David Russell, Biola University, Physical Plant.

- "An Analysis of Some Off-axis Stereo Localization Problems," by John M. Earle and Gregory Timbers, JBL.

- "The Complex Simulation of Acoustical Sound Fields by the Delta Stereophony System DDS," by Dr. Wolfgang Ahnert, Institut für Kulturbauten.

- "The 'Delta Stereo Compact Processor' (DSCP) to Utilize New Directional Sound Reinforcement System," by Wilhelm Nadler, AKG Acoustics.

- "360-degree Dispersion Frequency Invariant Acoustic Transduction System," by Michael Ferralli, Phase Coherent Audio

Perfection!

**MPA-SERIES
MONITOR AMPLIFIERS**

by



... and now, the **MPA-2300** with the **BIG WATTS** for the **BIG SYSTEMS**

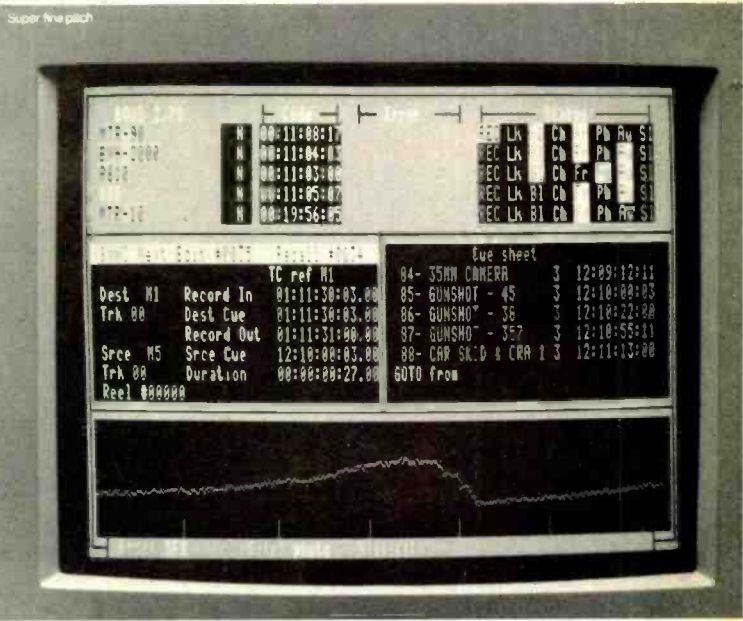

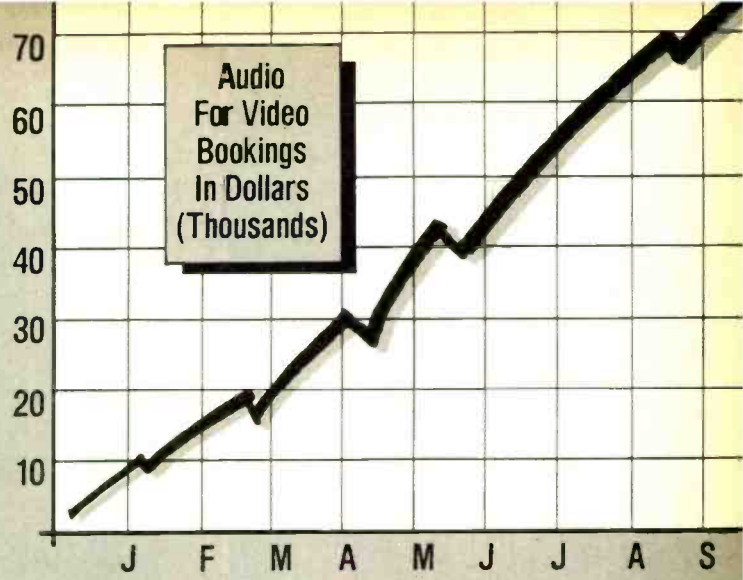
PERFORMANCE SPECIFICATIONS of MPA-SERIES:

FR= 1Hz to 100 KHz (Flat) • Slew Rate >450V/μS (8Ω) • Damping Factor > 500 (up to 20KHz) • Power: 200 to 500W/600 to 1300W

INFORMATION CONTACT: JIM RHODES, Lenco, INC. / phone: 1-800-325-8494 / P.O. 348, JACKSON, MO 63755 (TWX 910/760-1382)

MPA-2100 MPA-2300

Circle (51) on Rapid Facts Card



The Boss™ makes money.

Good business decisions begin with a clear understanding of what an investment will return to you. That's why at Alpha Audio we believe a worthwhile product pays its buyer back: in efficiency, in creativity, and in dollars. And that's why we're so bullish on The BOSS, our premiere audio editing system. Since its introduction in

January 1986, the BOSS has been generating high revenues at studios in Atlanta, Hollywood, Detroit, Houston and Philadelphia. Because our system *works*, from automated track building to looping, from video edit decision list exchange to MIDI control, from sophisticated machine handling to extensive list management.

We feel the measure of a good system is not what it promises, but what it delivers. Isn't that the basis for a good buying decision?

Shake hands with The BOSS.

For further information, contact David Walker, Director of Marketing. (804) 358-3852.

Alpha Audio. Automation Systems

A Division of Alpha Recording Corporation, 2049 West Broad Street, Richmond, VA 23220. 804/358-3852, TLX: 469037 (ALPHAAUD CI)
The Boss and Alpha Audio are trademarks of Alpha Recording Corporation.

Circle (52) on Rapid Facts Card

- "Reducing Off-axis Comb Filter Effects in Highly Direction Microphones," by Yuri Shulman, Shure Brothers.
- "The Impact of High-energy Magnetic Structures on Dynamic Microphones," by D. Ray Kirchoefer and Alan R. Watson, Electro-Voice.
- "Acoustic Load and Transfer Impedance in Listening Rooms," by Tomas Salava, TESLA-VUST.

Saturday, Nov. 15 (9 a.m.)

A 2-part session entitled "Audio Measurements and Instrumentation" will be chaired by Henning Moller, and comprises the following technical papers:

- "High-frequency Phase Response Specifications: Useful or Misleading?" by Deane Jensen, Jensen Transformers.
- "The Analytic Impulse," by Andy Duncan, Cerwin Vega.
- "Measurement of the Dynamic Transfer Characteristics of Multiband Signal Processing Systems by TDS," by Jim Brown, Sound Engineering Associates.

- "Hidden Variables in Electronic/Acoustic Interfacing," by Richard Fay and Jim K. Rhodes, Lenco.
- "Real-time Measurement of CD Player Jitter Distribution," by Dr. Susumu Mat-suoka and Masaoki Takai, Kenwood Corporation.
- "On the Use of Computer-generated Dither Test Signals," by Robert A. Finger, CBS Technology Center.
- "STI Measurement Using a Dual-channel Analyzer," by Klaus Hoebjerg, Bruel & Kjaer.
- "Computing Peak Currents into Loudspeakers," by John Vanderkooy and Stanley P. Lipshitz, Audio Research Group, University of Waterloo.
- "Instantaneous Intensity," by Richard C. Heyser, Jet Propulsion Laboratory.
- "Specific Acoustic Admittance," by Richard C. Heyser, Jet Propulsion Laboratory.
- "Measurement of Transfer-characteristic Discontinuity," by N. H. C. Gilchrist, BBC Research Department.
- "Digital Synthesis of High-quality Test

Signals Conforming to the BTSC TV Stereo System," by Jorgen Voldby, RE Instruments A/S.

- "High-performance Dual-channel Signal Analyzer Implementation Teams with Personal Computers for Power and Flexibility," by Jim DuWalt, IQS.

Workshop sessions

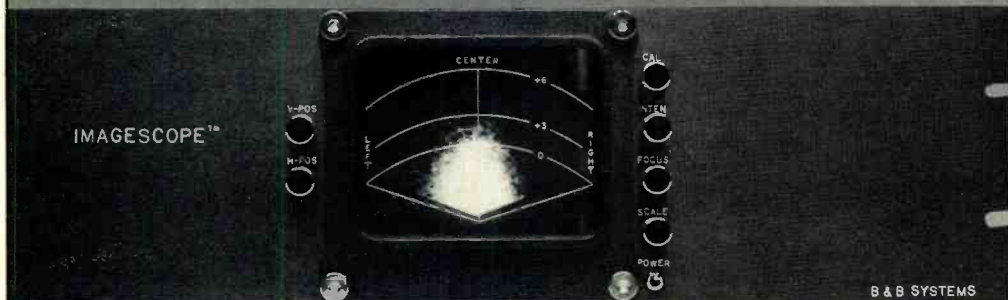
In addition to the technical papers sessions, a series of concurrent hands-on workshops has been organized. The dates and subjects are as follows:

Wednesday, Nov. 12

- "The All-digital Studio," with Rhonda Kohler.
- "Wireless Microphones: Why do They Work," with Bill Mayhew.
- "Compact Disc Preparation," with Rhonda Kohler.
- "The Economics of Operating a Recording Studio," with Nick Colleran.
- "Ramifications of CD-ROM and CDI on the Recording Industry," with Rhonda Kohler.

IMAGESCOPE™

Stereo imaging for mono compatibility!



Stereo program material with good separation and balance. This material will transfer well to monaural.

In one affordable, simple, self-contained package, IMAGESCOPE™ gives you a true visual representation, in real time, of the balance, separation, and level of the stereo signal. Stereo phase, transmission or aural perspective errors are now easily avoided. Imagescope™ is the ideal tool for any engineer working with stereo or multitrack audio.

IMAGESCOPE™ graphically displays the complex stereo audio signal, showing you the dispersion of energy as it will sound in the typical listening environment. It gives you an instant indication of L/R phase errors which lead to "flat" and "mushy" mono playback and transmission.


Creative tools for stereo audio.

B & B SYSTEMS, INC. *Call to arrange a hands-on demonstration!*

IN CALIFORNIA CALL 805-257-4853 OUTSIDE CALIFORNIA TOLL FREE 800-345-1256

Circle (53) on Rapid Facts Card

FOR SALE . . .



... THIS FULLY EQUIPPED RECORDING STUDIO ...

CAPABLE OF RECORDING THE PROFESSIONAL QUALITY DEMANDED BY TODAY'S ARTISTS — LOCATED IN THE WILLAMETTE VALLEY BETWEEN THE MAJOR MARKETS OF LOS ANGELES AND SEATTLE — IT HAS RECORDED THE SPECIAL TALENTS OF MANY NATIONALLY KNOWN MUSICIANS.

THE CONTROL BOOTH AND EQUIPMENT IN THIS STUDIO INCLUDES:

- Ampex 1200-24 track recorder, with 20 search to cue and full VSO
- Telefunken 15A 2 track recorder
- Spectra-Sonics 1026-26 X 26 console
- 2 Lexicon Prime Time digital delays
- Lexicon 224 X digital reverb
- Valley People Kepex II's/Gain Brain II's/Maxi-Q's
- Crown amplifiers
- Orban Parametric EQ
- AKG Spring reverb
- AKG C414 EB's, 452's
- Neumann U-47, U-87's, U-89's
- Neumann KM 84's
- Sennheiser MD 421's
- Shure 57
- Yamaha Grand Piano
- various cables, headphones, etc.

THIS STUDIO AND EQUIPMENT CAN BE SEEN BY APPOINTMENT.

For information or an appointment, call:
(503) 485-5611

Or Write: EUGENE ARTS FOUNDATION
Four Eugene Centre
Eugene, Oregon 97401

Circle (54) on Rapid Facts Card

Thursday, Nov. 13

- "The Business of Audio: FX + TX = RX?" with Martin Polon.
- "Loudspeaker Cluster Design," with John Prohs.
- "Can We Talk? Production Intercom in the Entertainment Industry," with Dave Brand.
- "Measurement Instrumentation," with Richard Cabot.
- "Microphones: Out of the Studio and into the Real World," with John Phelan.
- "Loudspeaker Measurements," with Floyd Toole.

Friday, Nov. 14

- "Stereo TV Mixing: Compromises and Solutions for Mono Compatability," with Bill Burnsed.
- "Tape Machine Maintenance: Care and Repair," with Greg Hanks.
- "Audio for Video," with Ed Lever.
- "Computers in Audio," with Russell Berger.
- "Time Code: A Tutorial," with Steve Krampf.
- "Transformers in Audio," with Bill Isenberg.

REP

Welcome to the 81st AES Convention

From Robert B. Schulein,
AES president 1986

The technical program for the 81st AES Convention provides a clear indication that audio engineering is indeed undergoing significant change. From the vantage point of a discipline serving a broad range of audio communications needs, our industry is driven by both changes in technology and changes in need. It is with a dedication to anticipating the technological needs of the audio professional that the various aspects of this convention have been planned and organized.

There are two major forces significantly influencing our industry today: digital signal-processing technology and the growth of stereo audio-for-video and -television. With an initial emphasis on recording, digital signal-processing techniques have evolved to where they are providing better solutions and expanding the creative aspects of measurement instrumentation and music generation.

The influence of digital audio is escalating as the cost of circuitry components goes down, and as the technical knowledge base increases.

With the worldwide growth of audio-for-television and -video, many new audio engineering opportunities are opening up, with the potential of providing more realistic and exciting audio experiences for the end-user. Stereo audio with pictures, having been initially limited to the motion-picture industry, is now influencing both the broadcast television, prerecorded video and the recording industries. This influence has not only created a need to solve new problems, but has opened up new employment opportunities as well.

If you are an audio professional or are preparing to be one, the 81st AES Convention continues a tradition of the past 35 years by not only informing you of today's technology but preparing you for the future.

THE PEARL TL-4



"We have entered a new era in microphones."

(HIFI & MUSIK, Swedish trade magazine.)

Read what else the reviews say:

"A high point of rich acoustical information. The microphone could transmit a feeling of the space, previously unknown."

"... a recording with a rich, warm sound..."

(ELEKTRONIK, Swedish trade magazine.)

"Finally an honest microphone."

"The recordings that were obtained encouraged us to study the TL-4 microphone more intensely. The results were spectacular."

"... it yields full stereo..."

"It sounds incredibly good. No miscoloration or undesired change in the sound. On the contrary, an absolutely honest sound registration. We have entered a new era in microphones."

(HIFI & MUSIK)

You would expect to pay at least \$1,250.00 for this quality microphone. Buy direct from manufacturer's rep. for \$795.00

Karlberg Enterprises

333 E. State St. • Suite 206 • Rockford, IL 61104
(815) 968-2022

Circle (55) on Rapid Facts Card

03036
 107000194
 97 776100
 24x16x16
 John W. Hobbs
 President
 \$13,000
 Dollars



AXON Audio

BOULDER, COLORADO 303-443-7301/442-2173

11 July 1986

Dear Trident:

In years of reading trade publications, I have become very aware of the Trident product. Most recently, Cherokee's new console incorporating Trident "A" Range technology caught my attention. I understand the only consoles they use are Trident.

We are continuing to update our multi-track studio. In investigating the various alternatives I have found the Trident Series 65 provides superior features at pricing substantially below other British consoles. As indicated by our Trident dealer, the sonic qualities (Trident's hallmark) carry through the 65 Series. My decision was clear.

We are a small facility in comparison with Cherokee, however the quality of our recording is of equal importance. We look forward to receiving our Trident.

Sincerely,

John W. Hobbs

John Hobbs
President

JH/sr



**Upgrade
Vintage Te**
 Cherokee Studios cu
 elements from the pa

(213) 933-7555
TRIDENT
 WAYNE D. FREEMAN
 PRESIDENT
 308 NORTH STANLEY AVENUE, LOS ANGELES, CA 90036
 TELEX: 51C16000019 TRIDENT USA

Advertisement Courtesy:

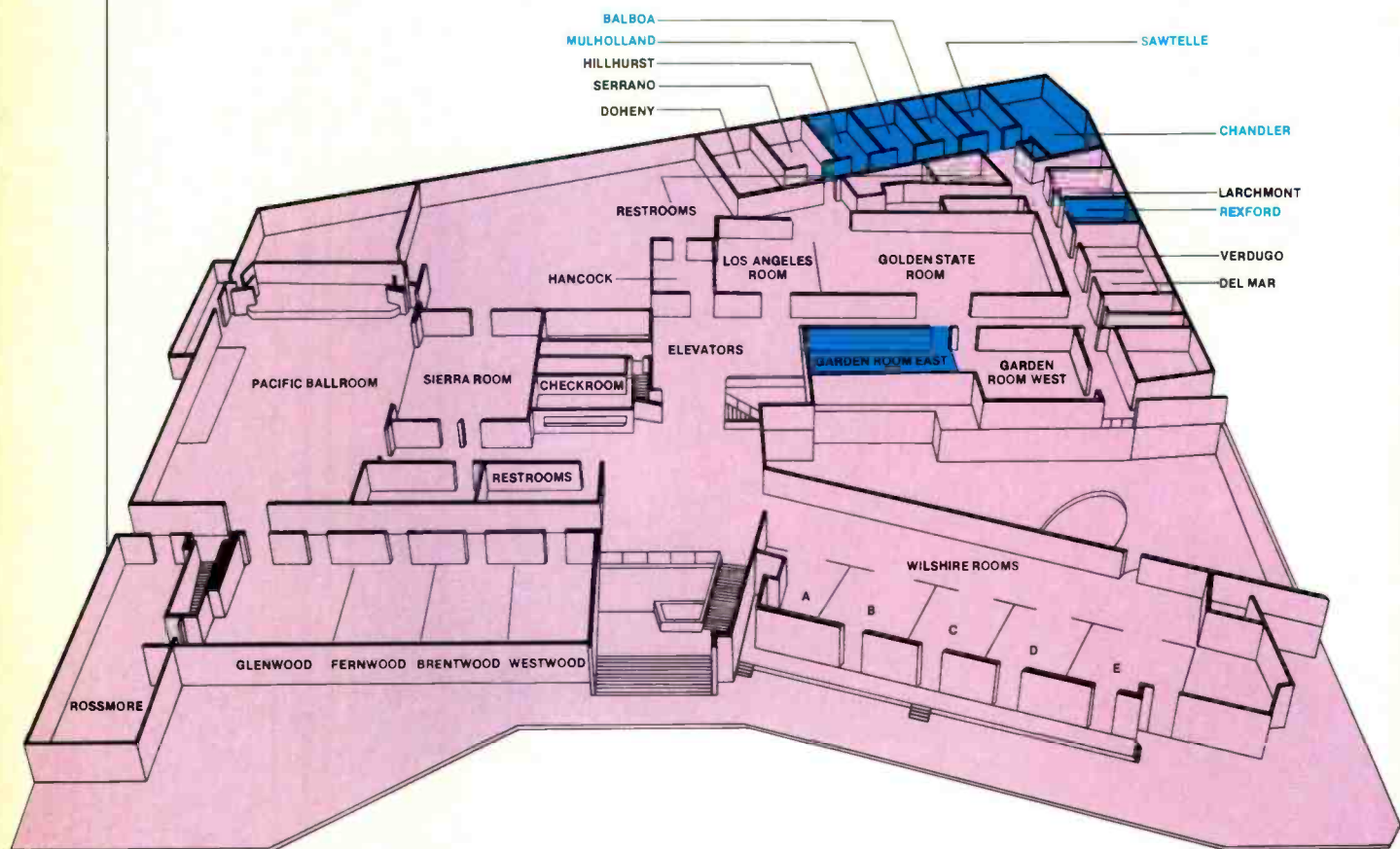
Circle (56) on Rapid Facts Card

CHEROKEE RECORDING STUDIOS

www.americanradiohistory.com

acoustical
 bridge.
 Who
 ed t
 but
 manufacturers and
 at the next
 could

Hilton Hotel Demo Rooms



The map, exhibitor listings and RE/P issue advertisers reflect information from AES and contracted advertisers as of September 26, 1986. Production deadlines did not permit the inclusion of later information. Check your show program for updated information.

Issue advertisers and their rooms are printed in blue

- Audio/Digital (Hillhurst Room)
- Cerwin-Vega (Wilshire Rooms)
- Eastern Acoustic Works (Rexford Room)**
- E-Mu Systems (Glenwood Room)
- JVC Company of America (Serrano Room)
- Kurzweil Music Systems (Verdugo and Del Mar Rooms)
- Peavey Electronics (Larchmont Room)
- Sony Broadcast Products (Garden Room East)**
- Steinway & Sons (Brentwood Room)
- Yamaha (Chandler, Sawtelle, Balboa and Mulholland Rooms)**



IN THE PAST WE HAD A BIG ADVANTAGE OVER THE COMPETITION. NOW WE'VE GOT A SMALL ONE.

Until UREI's 813 Time Align® Monitor entered the studio, speaker systems had become a "smear" on the industry. A "time smear," in which high and low frequencies subtly assaulted the ear because they arrived out of sync. The results were general listener fatigue and unrealistic sound, particularly on lead instruments and vocals.

The UREI 813 solved the "time smear" problem with Time Alignment™, unifying sound into a single point source. This dramatic breakthrough, along with other major technical advances, soon established the 813 as the industry standard.

Now UREI introduces less of a good thing: the 809 Time Align® Studio Monitor. The 809 delivers all the engineering depth of its big brother, but at a compact size and price that's ideal for small control rooms and near-field applications.

UREI's 809 features a remarkable, all-new 300mm (12") coaxial driver that achieves a true one-point sound source, superior stereo imaging, and tight bass. It incorporates a unique titanium diaphragm compression driver that unleashes unequalled high frequency response.

The 809 has exceptional power handling capabilities, high sound sensitivity, and low distortion. It accomplishes precise acoustic impedance matching and smooth out-of-band response with UREI's patented high-frequency horn with diffraction buffer. And its ferrite magnet structures assure the system's high sensitivity drivers will not degrade with time and use.

UREI's Model 809 Time Align® Studio Monitor. Smaller package. Smaller price. Same impeccable "813" sound quality. See how it fits into your studio today.

IBL Professional
8500 Balboa Boulevard
Northridge, CA 91329

UREI

Circle (57) on Rapid Facts Card

Convention Center Exhibitors

1001	1003	1005	1007	1009	1011	1013	1015	1017	1019	1021	1023	1025	1027	1029	1031	1033	1035	1037	1039	1041	1043	1045	1047	1049	1051	1422
900	902	904	906	908	910	912	914	916	918	920	922	924	926	928	930	932	934	936	938	940	942	944	946	948	950	1421
901	903	905	907	909	911	913	915	917	919	921	923	925	927	929	931	933	935	937	939	941	943	945	947	949	951	1419
800	802	804	806	808	810	812	814	816	818	820	822	824	826	828	830	832	834	836	838	840	842	844	846	848	850	1418
801	803	805	807	809	811	813	815	817	819	821	823	825	827	829	831	833	835	837	839	841	843	845	847	849	851	1415
700	702	704	706	708	710	712	714	716	718	720	722	724	726	728	730	732	734	736	738	740	742	744	746	748	750	1416
701	703	705	707	709	711	713	715	717	719	721	723	725	727	729	731	733	735	737	739	741	743	745	747	749	751	1415
600	602	604	606	608	610	612	614	616	618	620	622	624	626	628	630	632	634	636	638	640	642	644	646	648	650	1414
601	603	605	607	609	611	613	615	617	619	621	623	625	627	629	631	633	635	637	639	641	643	645	647	649	651	1412
500	502	504	506	508	510	512	514	516	518	520	522	524	526	528	530	532	534	536	538	540	542	544	546	548	550	1411
501	503	505	507	509	511	513	515	517	519	521	523	525	527	529	531	533	535	537	539	541	543	545	547	549	551	1410
400	402	404	406	408	410	412	414	416	418	420	422	424	426	428	430	432	434	436	438	440	442	444	446	448	450	1409
401	403	405	407	409	411	413	415	417	419	421	423	425	427	429	431	433	435	437	439	441	443	445	447	449	451	1407
300	302	304	306	308	310	312	314	316	318	320	322	324	326	328	330	332	334	336	338	340	342	344	346	348	350	1406
301	303	305	307	309	311	313	315	317	319	321	323	325	327	329	331	333	335	337	339	341	343	345	347	349	351	1405
200	202	204	206	208	210	212	214	216	218	220	222	224	226	228	230	232	234	236	238	240	242	244	246	248	250	1404
201	203	205	207	209	211	213	215	217	219	221	223	225	227	229	231	233	235	237	239	241	243	245	247	249	251	1403
101	103	105	107	109	111	113	115	117	119	121	123	125	114	116	118	120	122	124	126	128	130	132	134	136	138	1402
100	102	104	106	108	110	112	114	116	118	120	122	124	126	128	130	132	134	136	138	140	142	144	146	148	150	1401

The map, exhibitor listings and RE/P issue advertisers reflect information from AES and contracted advertisers as of September 26, 1986. Production deadlines did not permit the inclusion of later information. Check your show program for updated information.

Issue advertisers and their booths are printed in blue

- ACO Pacific (827)
- Acoustic Sciences (1418)
- Adams-Smith (446, 448, 450, 551)
- Advanced Music Systems (718, 720)
- AEG (928, 930, 932, 934)
- Agfa-Gevaert (208, 210, 309, 311)

- AKG Acoustics (236, 238, 337, 339)
- ALD Laboratory (915, 917)
- Alesis (910)
- Allen & Heath Brenell USA (819, 821)
- Alpha Audio (508, 510, 609, 611)
- Altec Lansing (822, 824)
- Amek Consoles (712, 714, 716, 813, 815, 817)
- American Multimedia/Concept Design (731, 733)
- American Recorder Technologies (906)
- Ampex (101-106)
- Anchor Audio (604)
- ANT Telecommunications (535, 537)
- Anvil Cases (911)
- Apex Machine Company (1404, 1405)

A.P.G. Ingenieure (921, 923)
 Aphex Systems (626, 628)
 API Audio Products (728)
 Apogee Electronics (547)
 Apogee Sound (1402)
 Applied Research & Technology (746)
 A.T.B. SPA (347)
 Audico (211)
 Audioanalyse (919)
 Audiocast Conseil (927)
 Audio Kinetics (117, 118, 119)
 Audio Precision (826)
 Audio-Technica U.S. (233, 235)
 Audio Video Consultants (343, 345)
 Kenneth A. Bacon Associates (805)
 Barcus-Berry Electronics (912)
 BASF (125, 127, 249, 251)
 B & B Systems (925)
 B.C. Inc. (935)
 Beyer Dynamic (516)
 BGW Systems (201)
 Biamp Systems (1412, 1413)
 Boulder Amplifiers/Silver Lake Research (1410)
 Bruel & Kjaer Instruments (240, 242, 244)
 Bryston Ltd. (800)
 CAE Inc. (926)
 Cal Switch (205, 207)
 Canare Cable (743)
 Dwight Cavendish Company (940)
 Cetec Gauss (340, 342, 441)
 Cetec Ivie (644)
 Cetec Vega (350)
 Cipher Digital (840, 842)
 CMX (828, 830)
 Community Light & Sound (506)
 Connectronics (730)
 J.L. Cooper Electronics (944)
 Countryman Associates (704)
 Crest Audio (617, 619)
 Crown International (227, 229, 231)
 CST Sales (1403)
 db Magazine-Sagamore Publishing (936)
 dbx (121, 122, 123, 241, 243, 245)
 DCS Audio Products (602)
 Design Direct Sound (630)
 Dialight (Kulka Smith) (951)
 Digital Creations (445, 447)
 Digital Dispatch (801, 803)
 DOD Electronics (646, 648, 650)
 Dolby Laboratories (222, 224, 323, 325)
 Dorrough Electronics (745)
 D & R Electronica (747, 749)
 Educational Electronics Corporation (904)
 Electronic Systems Laboratories (1401)
 Electro Sound (724, 825)
 ElectroSpace Developments (549)
 Electro-Voice (317, 319)
 Elison (920)
 Eventide (313, 315)
 Everything Audio (449, 451)
 Fender Musical Instruments (849, 851)
 Fife-Pearce Electric Company (950)
 FM Acoustics (847)
 Focusrite (836)
 Fostex Corporation of America (500, 502, 504, 601, 603, 605)
 Full Sail-Center For the Recording Arts (829)

Gold Line (443)
 Gotham Audio (520, 522, 524, 621, 623, 625)
 David Hafler Company (518)
 Harrison Systems (618, 620, 622, 624, 719, 721, 723, 725)
 HM Electronics (341)
 Ibanez (813)
 Heino Ilsemann (344)
 Industry West Electronics (818)
 Innovative Electronic Design (732)
 Inovonics (607)
 Institute of Audio/Video Engineering (943)
 International Music Co./Akai Digital (546, 548, 550, 647, 649, 651)
 IPS (848)
 IQS Inc. (702)
 JBL Professional (326, 328, 330, 332, 334, 336, 338, 427, 429, 431, 433, 435, 437, 439)
 Kenwood U.S.A. (933)
 King Instrument (346, 348)
 Klark-Teknik (608, 610, 709, 711)
 Thomas Klotz Musikelektronik (701)
 Korg U.S.A. (814, 816)
 Kyric (907)
 Lexicon (424, 426, 428, 430, 525, 527, 529, 531)
 L.T.M. Sound Dept. (834)
 Magnefax International (349, 351)
 Marshall Electronics (751)
 Martin Audio London Ltd./Martin America (913)
 Meyer Sound (512, 514, 613, 615)
 Milab International (838)
 Mitsubishi Pro Audio Group (526, 528, 530, 532, 534, 627, 629, 631, 633, 635)
 Mix Magazine (1411)
 Monster Cable (833)
 Mosses & Mitchell (937)
 Nagra Magnetic Recorders (203)
 Nakamichi U.S.A. (812)
 Neotek (540, 542)
 Rupert Neve (200, 202, 204, 301, 303, 305)
 Orban Associates (324, 425)
 Otari (110, 111, 112, 113, 219, 221, 223, 225)
 Oxmoor (942)
 Pacific Radio Electronics (929, 931)
 Paktec Automation (1406)
 Penn Fabrication (939)
 Penny + Giles (209)
 Pro Co Sound (748)
 Professional Audio Services & Supply (703, 705)
 Professional Audio Systems (246, 248)
 Professional Sound Corporation (1409)
 Publison America (634, 636, 638)
 Pyral (Rhône-Poulenc Multi-Techniques) (850)
 Recording Engineer/Producer, Sound & Video Contractor (918)
 RE Instruments (938)
 Renkus-Heinz (700)
 Rent Music International (914, 916)
 Research Technology International (948)
 Roland Corp. US (440, 442, 541, 543)
 RPG Diffusor Systems (642)
 RTS Systems (844, 846)
 Saki Magnetics (726)
 Samson Products (1407, 1408)
 Sanken Microphone/Pan Communications (750)
 Schoeps/Posthorn Recordings (640)
 S.C.V. Audio (1414, 1415)

Exhibitors continued on page 108

Selco/Sifam (806)
 Sennheiser (237, 239)
 Shure Brothers (107, 108, 213, 215)
 Sierra Audio (1025)
 Skotel (947)
 Solid State Logic (226, 228, 230, 232, 327, 329, 331, 333)
 Sontec Electronics (946)
 Sony Broadcast Products (300, 302, 304, 306, 308, 310, 401, 403, 405, 407, 409, 411, 400, 402, 404, 406, 408, 410, 501, 503, 505, 507, 509, 511)
 Sound Engineer and Producer (908)
 Sound Ideas (632)
 Soundmaster International (641, 643)
 Sound Technology (808, 810)
 Soundtracs (740, 742, 841, 843)
 Sound and Vision (949)
 Stanton Magnetics (120)
 Star Case Manufacturing (820)
 Studer Revox America (312, 314, 316, 318, 320, 413, 415, 417, 419, 421)
 Studio Master (909)
 Studio Sound (727)
 Studio Technologies (741)
 Sunkyoung International (736, 738, 837, 839)
 Swintek Enterprises (1416)
 Tannoy North America (438, 539)
 Tape Automation (802, 804)
 TASCAM/TEAC Corporation of America (412, 414, 416, 418, 420, 513, 515, 517, 519, 521)
 Technics (901)

Telex Communications (735, 737, 739)
 3M/Magnetic Media Division (212, 214, 216, 218)
 360 Systems (922, 924)
 Timeline (903, 905)
 Times One Technology (1001)
 Trident USA (612, 614, 713, 715)
 TTL USA (729)
 Turbosound (708, 710, 809, 811)
 27th Dimension (832)
 Valley People (250)
 V.C.L. Audio SA (900, 902)
 Versadyne International (1417)
 Whirlwind Music Dist. (434, 436)
 Wireworks (538, 639)
 Zonal (941)

Late Entries

Audiotek (1015)
 Carver (1003)
 Celestion Industries (921)
 Clarity (1013)
 El Mar Plastics (1027)
 FM Tubecraft Support Systems (1017, 1019)
 Midas Audio (1005, 1007)
 Optimix International (1009)
 PPG America (1021, 1023)
 QSC Audio Products (250)
 Shape Inc. (1419, 1420)
 SPARS (1421)
 Stellavox (1011)

dbx PERFORMER SERIES

... Great Sound Made Easy

\$149 each
Suggested retail price



Model 163X Compressor/Limiter/Preamp
Smooth-sounding OverEasy® compression

Model 263X De-Esser
Eliminates excessive sibilance

Model 463X Noise Gate Expander
Gets rid of noise between notes

- DBX STUDIO QUALITY
- DBX TECHNOLOGY
- SIMPLE TO USE — SINGLE-SLIDER ACTION
- FRONT PANEL PLUG-IN
- RUGGED CONSTRUCTION

dbx

Professional Products Division
 71 Chapel Street
 Newton, Mass. 02195 USA
 617-964-3210



Circle (125) on Rapid Facts Card

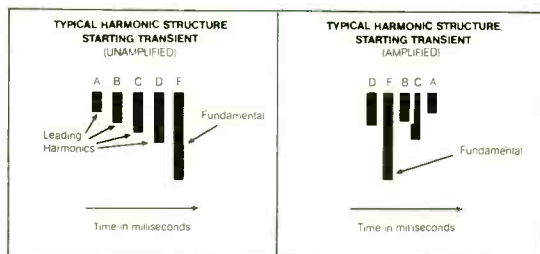
"I like the way BBE™ brings out the 'live' dimension in sound."

Bernie Grundman

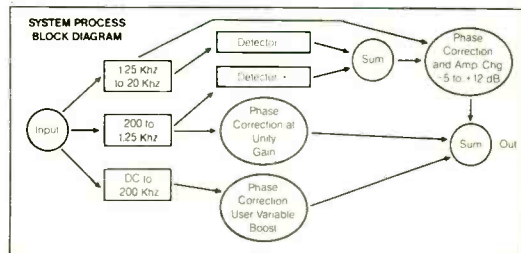
When it comes to cutting discs, Bernie Grundman is the master. Ever since the late 60's, the music industry's top artists have been entrusting Grundman with the delicate task of preparing their record masters. The list of satisfied clients includes Stevie Wonder, Prince, Michael Jackson, Olivia Newton-John and Lionel Richie, to

Angeles. Even the finest components, you see, can be undermined by that all-important interface between amplifier and speaker. That's where phase and "overhang" distortion develop, due to voice coil characteristics, reflected impedance from the environment, crossover impedance anomalies and the

mechanical properties of dynamic speakers. The relationships among the fundamental frequencies, their leading harmonics and between the leading harmonics themselves become distorted in both amplitude and time. The result? Muddiness, poor imaging and pinched, color-



as required. BBE's continual sampling of the mid/high frequency relationship allows this correction to take place



automatically. Convenient front-panel controls let you boost low frequencies and regulate the amount of high-frequency amplitude correction to suit your needs. There's no encoding or decoding involved, so BBE can be used anywhere in the recording chain—from individual tracks on a multitrack tape to a mastering lab monitoring system.

name just a few. So when a critical listener like Bernie Grundman lists himself as one of BBE's satisfied customers, it's quite a compliment. "Unlike an equalizer, BBE is a dynamic process. It gives me the high end I want without the sibilance and without creating energy levels too intense for my cutting lathe to handle. I can foresee BBE becoming a very valuable tool in the mastering process."

BBE is a critical link in the chain of precision components used at Bernie Grundman Mastering in Los

angeles. Even the finest components, you see, can be undermined by that all-important interface between amplifier and speaker. That's where phase and "overhang" distortion develop, due to voice coil characteristics, reflected impedance from the environment, crossover impedance anomalies and the mechanical properties of dynamic speakers. The relationships among the fundamental frequencies, their leading harmonics and between the leading harmonics themselves become distorted in both amplitude and time. The result? Muddiness, poor imaging and pinched, color-

sound that lacks the presence and punch of the real thing. BBE puts back all the clarity and sparkle into amplified and recorded sound. We like to think of it as the "unprocessor." Rather than artificially altering the original source, BBE restores the natural harmonic balances that were present in the live performance. How? First it divides the audio spectrum into three bandwidths. Then it applies phase correction across the full spectrum and dynamic high frequency amplitude compensation

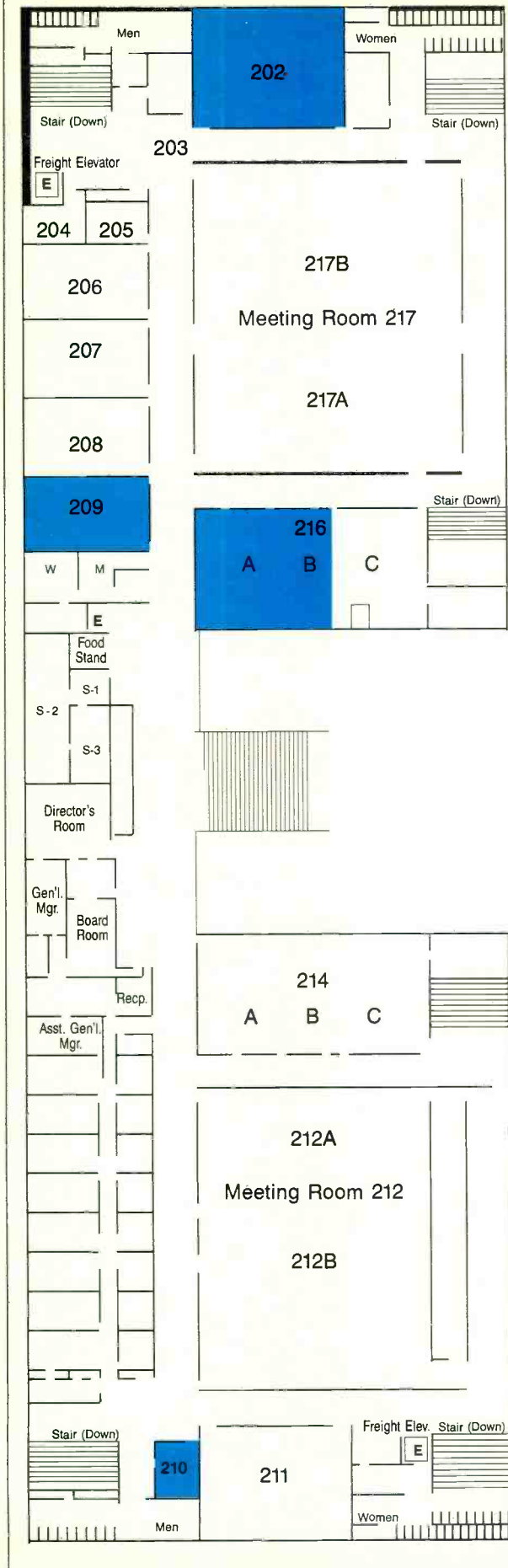
For disc mastering perfectionists like Bernie Grundman, BBE makes an audible difference. Shouldn't BBE be a part of your next masterpiece?

To find out what BBE technology can do for your sound, call us toll-free at 1-800-233-8346. (In California, call 1-800-558-3963) Or write to us at Barcus-Berry Electronics, 5500 Bolsa Avenue, Suite 245, Huntington Beach, CA 92649.



BBE All the sound you've never heard.™
Barcus-Berry Electronics, Inc.
 Circle (58) on Rapid Facts Card

©1986 Barcus-Berry Electronics, Inc.




Convention Center Demo Rooms

The map, exhibitor listings and RE/P issue advertisers reflect information from AES and contracted advertisers as of September 26, 1986. Production deadlines did not permit the inclusion of later information. Check your show program for updated information.

Issue advertisers and their rooms are printed in blue

- Fairlight Instruments (Room 202)
- New England Digital (Rooms 216 A & B)
- Panasonic Industrial/RAMSA (Room 209)
- Westlake Audio (Room 210)



81ST AES CONVENTION
Los Angeles

Exhibitor Listings

An A-Z listing of over 200 exhibitors at the AES Convention.

If you plan to attend the 81st AES Convention and Exhibition in mid-November, **RE/P**'s pre-show coverage can help you plan your visits to the more than 480 booths and demonstration rooms.

On the following pages are listed many of the new products to be introduced at this year's exhibition. During the past two months, we have contacted nearly all of the approximately 200 exhibitors. Although we learned the plans of most of these manufacturers, some were unable to tell all, so expect a few surprise introductions as well.

Below each exhibitor listing are two more numbers. The number on the left that reads "Circle (*)" is the number on the Rapid Facts Card that you may circle to receive additional information from that manufacturer.

If the exhibitor is advertising in this issue, the corresponding page is indicated by the blue callout reading, "See ad page number." You may obtain more information about the company and its products by referring to the ads.

Although this listing is as comprehensive as possible at press time, there are changes and additions occurring every day in exhibitor signups, products to be shown and booth assignments.

Check the programs at the AES Convention to make your final plans.

To help you locate the display booths of specific exhibitors, we have provided an exhibitor map of the Los Angeles Convention Center (see page 106). The convention center's lower level includes almost 460 booths. The map of the second floor of the center (see left) includes several demonstration rooms in addition to the main demonstration areas located at the Los Angeles Hilton Hotel (see map on page 104). Manufacturer names printed in blue on the maps indicate **RE/P** advertisers in this issue.

Finally, if you are looking for particular types of pro audio equipment or services, turn to the Product Directory beginning on page 138. There are 51 categories under which companies have been listed for reference. Booth numbers have also been provided.

Acoustic Sciences Corporation

Existing products

Tube Trap acoustic treatment products.

New products

Half-round, wall-mounted Tube Trap.

Booth number: 1418

Circle (381)

See ad page 171

Adams-Smith

Existing products

Time code synchronization and audio/video editing systems.

New products

Zeta Three audio, video and MIDI-capable synchronizer.

Booth numbers: 446, 448, 450, 551

Circle (382)

Advanced Music Systems

Existing products

DMX 15-80S stereo digital delay and pitch shifter; RMX-16 digital reverb; DMX 15-80SB broadcast delay; Timeflex digital pitch correction.

New products

AudioFile digital recording and editing system.

Booth numbers: 718, 720

Circle (383)

AEG Corporation

Existing products

Tape-duplicating equipment; reel-to-reel tape machines; cassette winding equipment.

New products

Loop-bin masters and slaves; cassette winders.

Booth numbers: 928, 930, 932, 934

Circle (384)

See inside back cover

Agfa-Gevaert

Existing products

Reel-to-reel and cassette audio tape.

Agfa-Gevaert continued

New products

Magnetite 621, PE 627/827 (chromium oxide), PE619/819/1219 and PE 649 (iron oxide) cassette tape; PEM469 1/4-inch mastering tape.

Booth numbers: 208, 210, 309, 311

Circle (385)

Akai Digital

See International Music Company.

Circle (415)

AKG Acoustics

Existing products

Condenser and wireless microphones; headphones; stands; accessories; digital stereo synthesizers, reverbs, signal processors and delay lines.

New products

ADR-68K digital signal processing computer; C-410 condenser microphone headset; D-130NR dynamic microphones; WMS-185 wireless microphone system.

Booth numbers: 236, 238, 337, 339

Circle (386)

See ad page 23

ALD Laboratory

No information received.

Booth numbers: 915, 917

Circle (387)

Alesis

Existing products

Midifex stereo digital signal processor; Space and Tonal EPROM enhancement programs; MPX MIDI patch transmitter.

Booth number: 910

Circle (388)

Allen & Heath Brenell

Existing products

CMC MkII multitrack consoles with micro-processor control; SRM stage monitor consoles; Keymix mixers.

New products

System 8 MkIII consoles for recording or sound reinforcement; SR MkII sound reinforcement consoles; Studio 12 production mixer; Sigma modular console series for sound reinforcement.

Booth numbers: 819, 821

Circle (389)

See ad page 53

Alpha Audio

Existing products

Boss 8400 automated editor; PCLISTOFF off-line list management software; Sonex anechoic wedge foam; Soundtex acoustical wall fabric; Acosuticlead barrier sheet lead.

New products

Synchronizer control interface; Sonex I anechoic wedge class-A, fire-rated melamine.

Booth numbers: 508, 510, 609, 611

Circle (390)

See ads pages 99, 122

Altec Lansing

Existing products

Loudspeakers, horns, drivers, signal processors and amplifiers.

Booth numbers: 822, 824

Circle (391)

Amek Consoles

Existing products

Recording and sound reinforcement consoles.

New products

Model BCII broadcast console; APC1000 assignable production console; TAC SRS9000 sound reinforcement mixer; hardware options for TAC series Scorpion console.

Booth numbers: 712, 714, 716, 813, 815, 817

Circle (392)

See ad page 3

We're Moving . . . East Meets West



The Plant Recording Studios have made some serious changes, and so has the Skyelabs Mobile Recording Unit. It is a joint effort of east and west coming together to maximize a single facility into the most complete studio complex in the San Francisco bay area. Three solid studios and mobile are now available for your music, audio for video and film, and location recording.

And, as always, its all offered in a setting that rivals the comforts of home.

The PLANT
RECORDING STUDIOS

2200 BRIDGEWAY • SAUSALITO, CALIFORNIA 94965 (415)332-6100

A SKYELABS COMPANY

Circle (60) on Rapid Facts Card

American Multimedia/Concept Design

Existing products

Custom tape-duplicating equipment.

Booth numbers: 731, 733

Circle (393)

American Recorder Technology

Existing products

Head cleaning accessories.

New products

Model 711 head cleaning fluid.

Booth number: 906

Circle (394)

Ampex

Existing products

Reel-to-reel and cassette tape, including Grand Master 456; 467 digital U-matic videocassette; 406 studio mastering tape; 600 and 672 cassette duplication tape.

New products

467 digital U-matic videocassette in 30- and 75-minute play lengths.

Booth numbers: 101-106

Circle (395)

See ad page 17

Anchor Audio

Existing products

Audio monitors with extended VU or PPM metering; custom intercom systems; AN-1000 powered loudspeaker; AN-1400 powered broadcast monitor; Prota-Com headset intercom system.

New products

Liberty portable sound systems; series 200 audio modules, including DigiMax digital message repeater.

Booth number: 604

Circle (396)

See ad page 162

ANT Telecommunications

Existing products

Telcom C4 noise-reduction system.

Booth numbers: 535, 537

Circle (397)

See ad pages 18-19

Anvil Cases

Existing products

Transit cases for sound reinforcement consoles, related support equipment and cable reels.

Booth number: 911

Circle (398)

Apex Machine Company

Existing products

On-cassette printing machines.

New products

3-color on-cassette printing press with ultra-violet drier.

Booth numbers: 1404, 1405

Circle (399)

APG Ingenierie

Existing products

Single-, 3- and 4-driver, double-vented monitor loudspeaker systems.

Booth numbers: 921, 923

Circle (400)

Aphex Systems

Existing products

Aural Exciter psychoacoustic enhancer; Compellor compressor, leveler and peak limiter; Dominator peak processor.

New products

Model 303 combined Compellor/Aural Exciter model (mono).

Booth numbers: 626, 628

Circle (401)

See ad page 119

API Audio Products

Existing products

Consoles; equalizers; signal processors.

New products

Model 5502 equalizer; model 318A distribu-



The acoustic analysis system that means business.

TEF System 12 utilizes TDS technology and determines areas of reflection within parts of an inch. With this kind of accuracy you may never have another call-back.

In addition, TEF System 12 substantially ignores ambient interference. That means you'll schedule jobs when it's convenient for you. And, you'll schedule more jobs than ever before.

An investment in professionalism.

An analyzer with pinpoint accuracy, documentation and impressive displays. Software that reduces the need for other bench and field instruments. Software that reduces analysis time to seconds. Training programs and a helpful newsletter. All designed to enhance your reputation as a professional sound contractor. All designed to help you increase sales.

For more information, call or write.

TECHRON®

1718 W. Mishawaka Road, Elkhart, Indiana 46517 • (219) 294-8300

Circle (61) on Rapid Facts Card

STIMULATE YOUR SIGNALS



Urei

DeltaLab Symetrix

dbx

ARC

orban

Eventide



ALESIS

APHEX



IBBE

170 PRODUCT LINES FOR THE PRO
AMPLIFIERS • CASSETTES • NEODYMIUMS • INTERCOMS • SPEAKERS
• TAPE • TAPE RECORDERS • TEST EQUIPMENT • TURNABLES
• LIGHTING • MICS • MIXERS • PARTS SIGNAL PROCESSING

TOLL FREE IN ALL 50 STATES
1 (800) 356-5844
IN WISCONSIN - 1 (800) 362-5445



6729 SEYBOLD RD., MADISON, WI 53719-1938

Circle (62) on Rapid Facts Card

API, continued

tion amplifier; pre-amps.
Booth number: 728
Circle (402)

See ad page 169

Applied Research and Technology

Existing products
Equalizers; model 190 digital delay; PRO
pitch transposer; DR2a digital reverb; DR1
MIDI-capable digital reverb; model PD3 de-
lay system.
Booth number: 746
Circle (403)

See ad page 129

Apogee Sound

Existing products
3-way sound reinforcement and studio moni-
tors, with front-end processing.
New products
AE series loudspeakers, including model 1
monitor; model 2 under balcony; model 3
small general-purpose; model 4 passive
crossover; model 5 arrayable; model 6 floor
monitor; and model 3X-3 3-way loud-
speaker.
Booth number: 1402
Circle (404)

See ad page 166

ATB SPA

No information received.
Booth number: 347
Circle (405)

Audico

Existing products
Audio and video cassette loaders, rewinders,
counters and pressure-sensitive labels.
New products
Videotape cassette counter; 8mm videocas-
sette tape loader; pressure-sensitive label
sheets for VHS cassettes.
Booth number: 211
Circle (406)

Audio Analyse Instruments

Existing products
Professional electronic equipment; hi-fi sound
equipment; pre-amps; amplifiers; meters.
Booth number: 919
Circle (407)

Audiocast Conseil

Existing products
Software package for scheduling, planning,
resource management and budget control,
using IBM PC or compatibles.
Booth number: 927
Circle (408)

Audio/Digital

Existing products
TC2, TC3, TC4 and TC5 signal processors for
broadcast and effects applications.
New products
ADD-2, ADD-3, ADD-2X and ADD-3X loud-
speaker time-alignment and room-syn-
chronization systems; ADX-2000 modular
loudspeaker time-alignment system.

Booth number: Hillhurst Room, Hilton Hotel.
Circle (409)

Audio Kinetics

Existing products
Q.Lock 4.10 synchronizer; Eclipse audio
editor; Mastermix fader automation system;
Timelink "electronic gearbox."
New products
Pacer synchronizer; new software for Eclipse
audio editor.
Booth numbers: 117, 118, 119
Circle (410)

See ad page 153

Audio Logic

See DOD Electronics.
Circle (416)

Audio Media Research

See Peavey Electronics.
Circle (411)

See ad page 71

Audio Precision

Existing products
System One automatic test system.
New products
Wow and flutter option and switcher models
for automatic testing of consoles and multi-
track transports.
Booth number: 826
Circle (412)

See ad page 62

Audio-Technica U.S.

Existing products
Mixing and recording consoles; dynamic and
condenser microphones; mic stands, booms
and cables; headphones; professional
phonograph cartridges.
New products
AT4462 ENG stereo mixer; AT871 UniPlate
condenser cardioid mic; AT853W UniPoint
unidirectional condenser mic; AT857QMW
UniPoint unidirectional condenser podium
mic.
Booth numbers: 233, 235
Circle (413)

See ad page 67

Audio Video Consultants

Existing products
Audio- and videocassette loaders and wind-
ers; audio duplicating, packaging and label-
ing equipment.
New products
Audio and video loaders.
Booth numbers: 343, 345
Circle (414)

Kenneth A. Bacon Associates

Existing products
Production, cassette duplication and packag-
ing services; supplier of cassette duplicat-
ors, loaders and erasers.
New products
Kaba 4-track cassette duplication system;
road case version of Kaba system.
Booth number: 805
Circle (421)

See ad page 59

Barcus-Berry Electronics

Existing products

BBE 402 stereo signal processor.

New products

BBE 802 stereo signal processor for sound restoration applications.

Booth number: 912

Circle (422)

See ad page 109

BASF

Existing products

Audio tape duplicating products; calibration tapes.

New products

Chrome loop bin mastering tape.

Booth numbers: 125, 127, 249, 251.

Circle (423)

See ad page 47

B&B Systems

Existing products

AM series stereo phase oscilloscopes and metering systems; Imagescope stereo image display oscilloscope.

New products

AM-1B, AM-2B and AM-3B stereo audio phase oscilloscopes.

Booth number: 925

Circle (424)

See ad page 100

BC Inc.

New products

Light-, medium- and heavy-duty shipping cases for audio equipment.

Booth number: 935

Circle (425)

Beyer Dynamic

Existing products

Ribbon, condenser, dynamic microphones in modular, lavalier, shotgun and hand-held versions; headsets and headphones.

New products

MC740 multipattern condenser mic; MC736-PV/737-PV shotgun condensers; MCE6 miniature condenser; MCE10 miniature cardioid condenser.

Booth number: 516

Circle (426)

See ad page 157

BGW Systems

Existing products

Amplifiers; model 20 electronic crossover.

New products

Models SPA 1 and SPA 3 signal processing amplifiers; models 750 D&E amplifiers; model 2242 distribution amplifier.

Booth number: 201

Circle (427)

Biamp Systems

Existing products

Recording and mixing consoles; power amps; equalizers, limiters, noise gates, crossovers and reverbs.

New products

Power amplifiers and D.J. mixers.

Booth numbers: 1412, 1413

Circle (428)

Boulder Amplifiers/Silver Lake Research

Existing products

Models 500 and 160 amplifiers based on Jensen 990 op-amps.

New products

Modular pre-amplifier system with dual-servo 990CC phono circuitry; Jensen twin-servo mic pre-amp.

Booth number: 1410

Circle (429)

Brooke Siren Systems

See Klark-Teknik.

Circle (417)


Bruel & Kjaer Instruments

Existing products



3M AUDIO

All Lengths & Widths
3M 250, 226, 227, 206,
207, 208, 209, 176, 177
and XSI, XSII, AVX
and IRC Cassettes



3M VIDEO

All Lengths & Widths
3M 480, 479, Color Plus
1/2 inch, PB20, New MBR
Umatics and 3/4 inch
Color Plus Umatics

B Burlington
Audio/Video Tapes Inc.
106 Mott St. Oceanside, N.Y. 11572
Toll Free 1-800-331-3191
In N.Y. (516) 678-4414

- Hard to get related items
- Custom loaded cassettes
- Empty reels and boxes
- 3M Leaders & Trailers
- 3M Splicing Tapes
- 3M Holdown Tapes
- 3M Reels, Boxes & Flanges

**All Shipped from Stock—
Priced Right!**

ScotchTM
MAGNETIC MEDIA

NUMBER ONE IN THE WORLD OF THE PRO

Circle (63) on Rapid Facts Card

3M

They build a

And we've built a great reputation in professional audio. So if you're in the market for a digital multi-track recorder, the only logical choice is Sony.

You can be confident of our experience in professional electronics. And you can be confident of working with an established



great truck.

industry format. With over 200 Sony systems in use, compatibility isn't a problem, it's a plus.

But best of all, Sony equipment is famous for working right out of the box. So the quicker we get the box off the truck, the quicker you can be in business.

SONY
PRO AUDIO

Circle (64) on Rapid Facts Card

SONY
Digital Audio Recorder
PCM-3102 • PCM-3202 • PCM-3324

Sony Professional Audio Department, Sony Broadcast Products Company, 1600 Queen Anne Rd., Teaneck, NJ 07666.
© 1986 Sony Corporation of America. Sony is a registered trademark of Sony Corporation.

MITSUBISHI

Bruel & Kjaer, continued

Studio microphones; loudspeaker test systems; TDS4 and other instrumentation.

New products

Models 1051 and 1049 signal generators, with linear and logarithmic sweep.

Booth numbers: 240, 242, 244

Circle (430)

[See ad page 143](#)

Bryston

Existing products

Power amplifiers and pre-amplifiers.

New products

DAC digital audio control amplifier.

Booth number: 800

Circle (431)

[See ad page 130](#)

CAE Inc.

Existing products

Theatrical and stage lighting equipment.

New products

Littlite gooseneck lamps and accessories.

Booth number: 926

Circle (432)

Cal Switch

Existing products

Switches, wire and cable, hardware and test equipment.

New products

Jack panels and connectors.

Booth numbers: 205, 207

Circle (433)

Canare Cable

Existing products

L-4E6S Star Quad mic cable; cable reel systems; junction boxes; snakes; pigtails.

New products

MR200 series multichannel mic cable; L-4E5AT fixed installation mic cable; and L4E5C patch bay cable.

Booth number: 743

Circle (434)

Dwight Cavendish Company

Existing products

Videocassette duplicators in modular formats.

New products

Copymaster 250 videocassette duplicator, expandable up to 250 modules.

Booth number: 940

Circle (435)

Cerwin Vega

Existing products

V-43 3-way portable horn; V31C, V35C and V37C portable loudspeakers; L36PE Junior Earthquake 18-inch driver; PD18B portable playback system.

New products

DSM200 dual driver Spruce Moose horn; SSM200 single midrange driver Spruce Moose horn.

Booth numbers: Wilshire Rooms, Hilton Hotel.

Circle (436)

Cetec Gauss

New products

Loudspeakers; high-speed tape duplicating equipment.

Booth numbers: 340, 342, 441

Circle (437)

[See ad page 77](#)

Cetec Ivie

Existing products

Modular sound reinforcement mixers, remote controllable consoles, crossovers, equalizers, noise masking generators, compressor/limiters, amplifiers, room combiners and third-octave real-time analyzers.

New products

Automatic mixers in modular and rack-mount versions; portable function generator.

Booth number: 644

Circle (438)

Cetec Vega

Existing products

Dynex II wireless microphone systems.

New products

Model 66B portable wireless microphone receiver.

Booth number: 350

Circle (439)

Cipher Digital

Existing products

Softouch audio editing system; Shadow II time code synchronizer; model 716A time code generator; model 710A time code reader; model 700 quad reader; series 735 time code readers.

New products

Model 750 time code reader, generator and events controller; series 4800 Shadow II synchronizer; Softouch/Softpac audio editing system.

Booth numbers: 840, 842

Circle (440)

[See ad page 25](#)

CMX

Existing products

CASS I computer-assisted system with synchronization, editing and console automation features.

New products

CASS IE editor-only version providing synchronization and editing features for audio sweetening.

Booth numbers: 828, 830

Circle (441)

Community Light & Sound

Existing products

CS series loudspeaker systems; M4 midrange driver; RS/VB systems; pattern control horns.

New products

CS70 3-way loudspeaker system; SH864 and SH2064M horns for use with midrange.

Booth number: 506

Circle (442)

JL Cooper Electronics

Existing products

MidiMation series of console automation

products, including Midi Mute and SAM (SMPTE Automation Manager); MSB 16/20 programmable routing system.

New products

SAM disk storage device for SAM; MAGI (Mixer Automation Gain Interface); ARNI (Automated Routing Network Interface, an automated pageboy); MSB Plus 8-by-8 programmable MIDI switcher.

Booth number: 944

Circle (443)

[See ad page 163](#)

Crest Audio

Existing products

Power amplifiers.

New products

Power amplifier with built-in limiters on each channel.

Booth numbers: 617, 619

Circle (444)

Crown International

Existing products

Industrial and power amplifiers; power supplies; microphones.

New products

Broadcast leveler and miniature microphones; Power Base I amplifier.

Booth numbers: 227, 299, 231

Circle (445)

[See ad pages 132-133](#)

CST Sales

New products

Audio cassette labeling equipment.

Booth number: 1403

Circle (446)

dbx

Existing products

Compressors; modular series limiters, de-essers, parametric equalizers, noise gates and noise reduction units.

New products

Model 150X 2-channel, Type-I noise-reduction unit; real-time analyzer.

Booth numbers: 121, 122, 123, 241, 243, 245

Circle (451)

[See ad page 108](#)

DCS Audio Products

New products

DAP-1 user-programmable digital effects processor with reverb, loop-editing and delay functions; Effects Development System software.

Booth number: 602

Circle (452)

Design Direct Sound

Existing products


October Box, DXB 15H, PM2-65, PM2-110 and P1-100 continuous frequency distribution horns.

New products

CFD1-90, CFS 1-51, series 80, series 40, MB and OM-Tracks stereo mixing boards; 1-inch horns.

Booth number: 630

Circle (453)



DOES YOUR LIMITER MASSACRE YOUR SOUND?

Most limiters are far from perfect... literally chopping up your sound. The new Aphex *Dominator*™ is the perfect solution.

Unlike dumb, over-threshold devices, the *Dominator* is an intelligent 3-band limiter with a proprietary circuit which varies the threshold for limiting. The result is an *absolute* peak ceiling while maintaining a transparent sound. Selectable crossover frequencies, plus high and low frequency drive controls allow creative flexibility.

You can run hotter levels to maximize signal-to-noise levels without fear of overloading your recording or transfer mediums.

The *Dominator* is ideal for *any* situation

where clipping is a problem, such as digital audio, disc mastering, video post production and film. Stop massacring your sound. Ask your audio professional for a free trial of the Aphex *Dominator*. Once you've heard it, you'll never be satisfied with your old limiters.

Aphex Studio *Dominator*

- Provides Absolute Peak Ceiling.
- Total transparency below processing threshold.
- Increased loudness
- Freedom from spectral gain intermodulation
- Minimal loss of transient feel
- High density capability
- Flexible—easy to use
- Multiple applications
- Made in U.S.A.



Aphex Systems Ltd.

13340 Saticoy Street • North Hollywood, Ca 91605 • (818) 765-2212 • TWX: 910-321-5762

Dominator is a trademark of Aphex Systems Ltd.

Circle (65) on Rapid Facts Card

Dialight/Kulka Smith

Existing products

X and D series XLR-type receptacles; phone plugs and jacks; goosenecks; transformers; ac connectors.

New products

Neutricon-A minicircular connector; waterproof XLR-type connector; HH Smith banana plugs; oscilloscope probes.

Booth number: 951

Circle (454)

Digital Creations

Existing products

Diskmix console automation system, compatible with Sound Workshop ARMS II automation system.

New products

Fader retrofit package.

Booth numbers: 445, 447

Circle (455)

Digital Dispatch

Existing products

Rental of equipment for recording and film post-production, including multitracks, synthesizers, microphones and signal processors.

Booth numbers: 801, 803

Circle (456)

DigiTech

See DOD Electronics.

Circle (477)

DOD Electronics

Existing products

Graphic equalizers; rack-mount mixers; digital room delays; compressor/limiters; reverb units, psychoacoustic processors; crossovers; distributor of Audio Logic and DigiTech products.

New products

R-231 dual-channel graphic equalizer; RDS6500 digital reverberation system; Audio Logic SC31 single-channel third-octave graphic equalizer; SC30 2-channel graphic equalizer; and RD3 digital room delay.

Booth numbers: 646, 648, 650

Circle (457)

See ad page 7

Dolby Laboratories

Existing products

A-Type, B-Type and C-Type single-through-multichannel noise reduction systems; Soundlink digital audio system.

New products

Spectral Recording noise reduction systems.

Booth numbers: 222, 224, 323, 325

Circle (458)

See ad page 28-29

Dorrrough Electronics

Existing products

Model 40-A LED loudness meter with simultaneous peak and rms level.

Booth number: 745

Circle (459)

See ad page 168

D&R Electronics

Existing products

Mixing consoles; signal processors.

New products

Dayner multitrack console.

Booth numbers: 747, 749

Circle (460)

Educational Electronics Corporation

Existing products


Distributors of Sony high-speed tape cassette duplicators, including CCP-110 mono, CCP-200 4-track stereo and CCP-300 4-track stereo units.

Booth number: 904

Circle (461)

CLEAR REASON

For the music studio owner, no decision is more critical than choosing a console. Both financially and creatively, the success of your operation may well depend on the capabilities and quality of the system you select, and the company that supports it. Clear reason, we suggest, to consider the SL 4000 E Series Master Studio System from Solid State Logic. But certainly not the only reason.



Consider, for instance, that only SSL has built-in track remotes on every channel, integrated with the industry's most versatile monitor fader and foldback facilities. Or that SSL alone provides pushbutton signal processor routing for each channel's noise gate and expander, compressor/limiter, high and low pass filters, and parametric equaliser —

plus switchable phantom power, patchfree audio subgrouping, AFL and PFL monitoring, fader start for external devices,

and stereo modules with balance and Image Width controls.


Consider that SSL makes the industry's only comprehensive studio control system — with integral synchronisation of up to five audio/video machines,



concise English commands, tape location by timecode, foot/frames, cue numbers or key words, and complete session list management. And that SSL alone offers extensive fader, group and mute automation and mix manipulation plus optional programmable parametric equalisation and panning, multi-repeatable Events Control, and Automatic Dialogue Replacement.

Not-So-Big News

The news is out. Studer's new 963 is big on features, performance and reliability. And not-so-big on size.



Your job is to produce a bigger, better, more complex sound. And you have to do it all in a tight squeeze.

Now Studer has what you need: the 963 Series of compact production consoles. A 963 is ideal for video post-production, video editing, broadcast production, EFP vehicles, smaller recording studios—anyplace where quality and reliability are critical but space is at a premium.

Based on a standard 30 mm module width, the 963 is available in configurations from 16 to 40 inputs. A 28 input console, with 28 direct outputs plus 4 stereo subgroups and 2 stereo masters, is barely more than 5 feet long. A 40 input console, is barely more than 6 feet long.

Standard features on the 963 include balanced insert points, direct outputs, a bantam jack patch bay, and external mute interface for video switchers. A wide variety of module options lets you custom configure your 963 for practically any specialized application.

When it comes to audio performance, the 963 goes head-to-head with the bulkiest of the big-name boards. Noise levels are digital compatible in "real world" conditions with many open faders. Studer engineers gave special attention to mix bus design and reference grounding to assure consistently superior specifications regardless of frame size. For extra reliability, solid state switching is used in all but critical audio paths.

As with all Studer products, the 963 is manufactured and assembled to the highest standards of Swiss craftsmanship.

For more information, call your nearest Studer representative. Find out how the 963 can give you big console capabilities in a not-so-big package.

STUDER REVOX AMERICA, INC.
1425 Elm Hill Pike, Nashville, TN 37210. (615) 254-5651

Offices: Los Angeles (818) 780-4234 / New York (212) 255-4462 / Chicago (312) 526-1660
Dallas (214) 943-2239 / San Francisco (415) 930-9866

STUDER REVOX

Circle (3) on Rapid Facts Card

www.americanradiohistory.com



Microprocessor control, amorphous metal core heads, and superior performance . . . technology that's typically AEG.

Chances are that the M-21 Professional Audio Tape Recorder from AEG will outperform whatever 2-Track you're currently using or considering for future purchase. No other machine is built to such exacting standards, no other machine handles tape as gently yet rapidly, and no other machine is presently available with Amorphous Metal Butterfly Core Heads. (Ours are standard equipment; ask about our exclusive head warranty.)

The M-21 is microprocessor controlled and user-programmable for any 2 of 4 speeds. It is a totally

self-contained package with no external power supplies or cabling, and access to all components for maintenance and alignment is quick and easy. The performance specifications are unexcelled.


It's only natural that the M-21 should be such a fine machine. After all, we invented the modern tape recorder over 50 years ago. To arrange for a free demonstration at your facility, or for information on any of our other high technology products, please give us a call.

In Canada:
AEG BAYLY INC.
167 Hunt Street
Ajax, Ontario L1S 1P6
(416) 683-8200

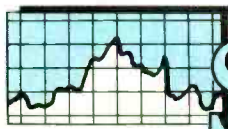
In U.S.A.:
AEG Corporation
Route 22 — Orr Drive
P.O. Box 3800
Somerville, NJ
08876-1269
(201) 722-9800

AEG

Circle (2) on Rapid Facts Card



	Page Number	Rapid Facts Number	Advertiser Hotline		Page Number	Rapid Facts Number	Advertiser Hotline
Acoustic Sciences	171	111	800/ASC-TUBE	Jensen Transformers	61	31	213/876-0059
AEG Corp.	IBC	2	201/722-9800	JRF Magnetic Sciences, Inc.	144	81	201/398-7426
AKG Acoustics, Inc.	23	23	203/348-2121	Karlberg Enterprises	102	55	815/968-2022
AKIA Electronics	134	77	305/245-2727	Klark-Teknik Electronics Inc.	135	78	616/249-3660
Allen & Heath Brenell	53	27	203/795-3594	Lake Systems	145	84	617/244-6881
Alpha Audio	122	67	804/358-3852	LD Systems, Inc.	165	101	713/695-9400
Alpha Audio Automation Systems	99	52	804/358-3852	Leitch Video of America Inc.	43	23	804/424-7920
Amek Consoles Inc.	3	4	818/508-9788	Lenco	98	51	800/325-8494
Ampex Corp.	17	10	415/367-3809	Lexicon, Inc.	51	26	617/891-6790
Anchor Audio, Inc.	162	97	213/533-5984	Linear & Digital Systems	172	115	513/439-1758
ANT Telecommunications	18-19	11	301/670-9777	LT Sound	167		800/241-3005
Aphex Systems Ltd.	119	65	818/765-2212	3M	36-37	18	
API Audio Products, Inc.	169	108	703/455-8188	Manny's Music	83	43	212/819-0576
Apogee Sound Inc.	166	102	707/778-8887	Martin Audio Video Corp.	93	49	212/541-5900
Applied Research & Technology	129	73	716/436-2720	Meyer Sound Labs	75	38	
Atlas Sound	140	22	201/887-7800	Micro Audio	142	89	503/292-8896
Audio Engineering Associates	150	88	213/684-4461	Musically Intelligent Devices Inc.	136	79	516/864-1683
Audio Engineering Society	149		212/661-2355	Nakamichi USA Corp.	39	19	213/538-8150
Audio Kinetics Ltd.	153	91	201/671-8668	Neotek Corp.	9	7	312/929-6699
Audio Logic	7	6	801/268-8400	New England Digital	72-73	37	416/868-0528
Audio Media Research	71	36	601/635-2244	Ocean Audio Inc.	86	45	213/459-2743
Audio Precision	62	32	800/231-7350	Orban Associates Inc.	126	70	415/957-1067
Audio-Technica U.S., Inc.	67	34	216/686-2600	Orban Associates Inc.	78	41	415/957-1067
B&B Systems	100	53	800/345-1256	Otari Corp.	79	42	415/592-8311
Bacon, Kenneth Assoc.	59	30	800/231-TAPE	Panasonic (Ramsa Div.)	35	17	
Barcus Berry Electronics, Inc.	109	58	800/233-8346	Pierce Arrow	139	80	312/328-8950
BASF	47	24	800/225-4350	Rane Corp.	151	82	206/774-7309
Bertech Organization	170	110	800/992-2272	Renkus-Heinz, Inc.	159	95	714/250-0166
Beyer Dynamic, Inc.	157	94	516/935-8000	Roland Corp. US	87	46	
Black Audio Devices	173	116	818/507-8785	Royal Recorders	21	12	414/248-9100
Bruel & Kjaer Instruments, Inc.	143	83	617/481-7000	Sanken Microphone Co.	161	96	213/653-0240
Bryston/Vermont	130	74	802/223-6159	Schoeps, Gmbh	155	92	
Burlington Audio/Video Tape Inc.	115	63	800/331-3191	Skyelabs, Inc.	112	60	302/697-6226
Canare Cable Inc.	168	106		Solid State Logic	120-121		212/315-1111
Cetec Gauss	77	40	213/875-1900	Sony Broadcast Products Co.	116-117	64	
Cipher Digital Inc.	25	13	301/695-0200	Sound & Vision	166	119	805/496-1518
Circuit Research Labs Inc.	76	39	602/438-0888	Soundcraft USA	45		818/893-4351
Cooper, J.L. Electronics	163	99	213/473-8771	Soundmaster Intl.	147	85	416/741-4034
Countryman Associates	170	109	415/364-9988	Soundtracs, Inc.	63	33	
Crown International	132-133	76	219/294-8000	Sprague Magnetics Inc.	172	113	818/994-6602
CSE Audio	148	86	716/436-9830	Standard Tape Laboratory, Inc.	128	72	415/786-3546
dbx	108	125	617/964-3210	Studer Revox/America	BC	3	615/254-5651
Denecke Inc.	172	114	818/766-3525	Studer Revox/America	27	14	615/254-5651
DOD Electronics	7	6	801/268-8400	Symetrix	124	20	206/282-2555
Dolby	28-29	15	415/558-0200	Tannoy North America Inc.	85	44	519/745-1158
Dorrough Electronics, Inc.	168	105	818/999-1132	Tascam Div./TEAC Corp.	49	25	
Eastern Acoustic Works	123	68	617/620-1478	TEC Awards	141		415/843-7901
Eastern Acoustic Works	125	69	617/620-1478	Techron	113	61	219/294-8300
Eastern Acoustic Works	127	71	617/620-1478	Tekcom Corp.	156	93	215/426-6700
Editron	160	120	213/275-1790	Telex Communications, Inc.	95	50	800/328-3771
Electric Valve Communication Corp.	164	100		Trebas Institute of Recording Arts of U.S.A., Inc.	122	66	213/467-6800
Ensoniq Corp.	69	35		Trident USA Inc.	103	56	213/933-7555
Eugene Arts Foundation	101	54	503/485-5611	Trident USA Inc.	IFC-1	1	213/933-7555
Eventide, Inc.	5	5	800/446-7878	Troisi EDC	169	107	617/692-7768
Everything Audio	55	28	818/995-4175	Turbosound Inc.	91	48	212/460-9940
Fairlight Instruments US	15	9	213/470-6280	United Tape Group	174	117	818/980-6700
Fostex Corp. of America	41	21	213/921-1112	UREI	105	57	
Full Compass Systems	114	62	800/356-5844	Vertigo Recording Services	162	98	818/769-5232
Furman Sound	167	104	415/927-1225	Westlake Audio	11		213/851-9800
Future Disc Systems	171	112	213/876-8733	Wheatstone Broadcast Group	33	16	203/393-0887
Hardy Co.	24	90	312/864-8060	Whirlwind Music Inc.	174	103	716/663-8820
HY James	89	47	313/471-0027	Yamaha Intl. Corp.	13	8	
Integrated Innovations	130	118					
Intl. Tapetronics Corp/3M	57	29	800/447-0414				
JBL Professional	105	57					



Sales offices

OVERLAND PARK, KS

Mary Tracy
913-888-4664
P.O. Box 12901
Overland Park, KS 66212
Telex: 42-4256 Intertec OLPK

SANTA MONICA, CA

Herbert A. Schiff,
213-393-9285
Jason Perlman
213-458-9987
Chris Woodbury
213-451-8695
Schiff & Associates
501 Santa Monica Blvd.
Santa Monica, CA 90401

NEW YORK, NY

Stan Kashine
212-687-4128
212-687-4652
630 Third Ave., Eight Floor
New York, NY 10017

LONDON, ENGLAND

Nicholas McGeachin
Suite 460, Southbank House
Black Prince Road,
London SE1 7SJ
Telex: 295555 LSPG
Telephones: 01-582-7522
01-587-1578

NORWOOD AUSTRALIA

Hastwell, Williamson
Rouse Pty. Ltd.
P.O. Box 419
Norwood, Australia
Phone: 332-3322
Telex: AA87113

TOKYO, JAPAN

Haruki Hirayama
EMS, Inc.
Sagami Bldg., 4-2-21, Shinjuku
Shinjuku-ku, Tokyo 160,
(03) 350-5666
Cable: EMSINCPERIOD
Telex: 2322520 EMSINCJ

Advertising rates in Classified Section are:

\$82 per inch — 1x
\$75 per inch — 6x
\$71 per inch — 12x

Classified columns are not open to advertising of any products regularly produced by manufacturers unless used and no longer owned by the manufacturer or distributor.

Classified Advertising should be sent to RE/P, Advertising Department, 9221 Quivira Rd., Shawnee Mission, KS 66215.

FOR RENT



"The Audio Rental People"
DIGITAL RECORDERS • CONSOLES
TIMECODE • WIRELESS MIKES
SYNTHESIZERS • EFFECTS
1619 Broadway, NY NY (212) 582-7360

FOR SALE

SYNCLAVER II 32 Voice, 56K Memory, D40 Printer Card DEC VT-100 Terminal, Twin Floppys, Portable packaged, 4 Custom Road Cases, accessories & software, excellent condition. Easily upgraded for sampling, Direct-To-Disc, SMPTE etc. Will finance or lease. John Causey, 512-447-1103 days, \$30,000.00, 512-892-0433 nites 10-86-1t

Studio Forms

Get box labels, track sheets, invoices, etc., printed with your studio's name & address! **FREE** Catalog of specialized forms for the recording industry.

StudioForms, Inc.

186 Glen Cove Ave, Suite 201 R3
Glen Cove, NY 11542 • 516-671-1047

10-86-1t

RECORDING STUDIO FOR SALE!

24 Track Automated Recording and Mixing Facility MCI 24 Track with Autolocator 3 - 16 Track Head Stack; MCI JH 636 Automated Console; *Plus Much More*; Studio approx. 600 sq. ft.; Control Room approx. 500 sq. ft. Dream Opportunity - Great Location - Terms Available. Broker Business Team (408) 246-1102. 10-86-1t

48 TK WORLD CLASS STUDIO

EXCEPTIONALLY BEAUTIFUL Loaded, large & private w/house in residential, exclusive Alpine, NJ, 9 minutes from N.Y.C. \$2,000,000.00 + Brokers or Agents Welcome. LANDCASTLE (201) 767-8453

FOR SALE

24 TRACKS — \$16,800

That's no misprint, that's your total price for a brand-new 24 track deck! The ACES Co. of England makes a complete line of studio gear, built to rugged, top-quality standards, all available at unheard of prices. 32 input in-line console, **\$12,500!** This board has all the features at the right price. Why even consider semi-pro or used 24 track equipment, when you can have brand-new, full featured gear, all with a **2 YEAR WARRANTY!** Call or write, and find out how

YOU CAN GO 24-TRACK TODAY!
FACTORY DISTRIBUTOR
ROCK STUDIO SUPPLY

Box 5997
Norman OK 73070
(405) 329-8431

SP-12, PROPHET 200, LINN 9000

SAMPLED DRUM & PERCUSSION SOUND LIBRARY

USED BY MICHAEL JACKSON &
GIORGIO MORODER
available on disk

SEND \$5 FOR EACH SPECIFIC CASSETTE DEMO TO:

studio digital samples™

18653 Ventura Blvd., Suite 560B. Tarzana, CA 91367

FREE 32pg Catalog & 50 Audio/Video Applic.



8-in/2-out, 12-in/4-out, 16-in/4-out
Video & Audio Dist Amps. TV Audio & Recd Prod Consoles
OPAMP LABS INC (213) 934-3566
1033 N Sycamore Av LOS ANGELES CA, 90038

STATE OF THE ART - CASSETTE DUPLICATION

SERVICE. We offer the highest quality cassette duplication available on ferric, chrome or metal tape. Competitive prices and fast turnaround. When you're ready for the best call 219-936-2015 or write Cup Of Water Productions, 13780 12th Road, Plymouth, IN 46653. 10-86-2t

FOR SALE: 3 OTARI MTR 90 MK II's one year old with auto locator and remote. SSL ready TK assignment/record functions and auto takeover. \$32K. Ampex 102 1/2" 2 track excellent condition. \$5.5K. BTX chipper SMPTE Gen/with Chr. insert, \$2K. Call Bobby at Unique Recording (212) 921-1711. 10-86-1t

3M DMS 32 track digital recorder plus editor and spare parts \$69,500, **3M DMS 4** track digital recorder \$7,900, new extra **3M 32** track power supply \$4,200, **3M PREVIEW** unit for mastering \$3,900, **HP-3580A** Spectrum analyzer \$4,950. Everything in perfect condition. Please call (615) 791-0810. 10-86-1t

FOR SALE

SYNCLAVER II, 16 voice, Sample-to-Disk, 20Mg Winchester, Music Printing, Terminal, Printer, All Software \$35,000, 314-862-5550/Tom 10-86-1t

AUDITRONICS 501 CONSOLE (26 x 16). Eight Sends and Returns. Mint Condition. Best offer. (901) 276-8518 or (901) 276-8520. 10-86-1t

GREAT COST REDUCTION! ECOPLATE I and III plate reverberation systems on sale through 12/31/86. Hurry as supply is limited. Call or write Studio Technologies, Inc. for more information: 5520 W. Touhy Ave., Skokie, IL 60077, 312/676-9177. 10-86-1t

FOR SALE: BROADCAST ELECTRONICS CONTROL 16 automation system; 4 Revox PR99's; 2 SMC 20A Carousels; 1 IGM go cart 42. Equipment removed from service after 3 years due to format change. All in very good condition, fully operational and fully documented. Doug Wilber, WOBL, Oberlin, Ohio, 216-774-1570. 10-86-1t

EMPLOYMENT

MANAGER, TECHNICAL SUPPORT

Adams*Smith, a leading supplier of synchronizer, time code and audio/video editing products, is looking for a special individual to accept responsibility for technical support in the so. Calif. area. This person will perform new installations, set-up demos, aid in customer training, troubleshoot and repair to the component level, and provide general field engineering support for a rapidly expanding product base.

Requirements include a solid education and working knowledge of analog and digital electronics plus hands-on familiarity with audio and video transports. Extensive experience is not as important as the ability to investigate and solve system-wide technical problems.

Adams*Smith offers a competitive salary plus full benefits program.

Interested candidates are invited to contact Walter A. Hickman by phone or resume to discuss this career opportunity.

ADAMS*SMITH
34 Tower Street
Hudson, MA 01749
Tele: (617) 562-3801 10-86-1t

AUDIO TECHNICIANS Prestigious national service organization providing recorded educational materials requests resumes from individuals with minimum of 2 years technical training and experience who can perform electro-mechanical maintenance on recording and duplicating equipment. Send resume and salary requirements to: Personnel, Recording for the Blind, Inc., 20 Roszel Road, Princeton, NJ 08540. 609-452-0606. 10-86-1t

MISCELLANEOUS

RE-INVENT THE WHEEL? Will you personally rediscover all the pitfalls of sound engineering? You don't have to, you know! By reading our books or taking our courses, you can make a quantum leap forward in your sound career. Bypass 5 or more years of embarrassing and expensive mistakes. Pick up where we left off! Don't re-invent the wheel. Call us today. We're: SKE Publishing, P.O. Box 2519-A, Sedona, AZ 86336, (602) 282-1258. 10-86

THE BEST SPECS COST LESS.



- Frequency response: 20 Hz to 20 kHz \pm .5 dB
- .5mv to 6 volt RMS capacity without clipping or distortion
- .05% THD

Whirlwind TRSP-1 transformer for signal isolation and splitting with uniform response (single secondary).

Whirlwind TRSP-2 transformer for signal isolation and splitting with uniform response (dual secondary).

Whirlwind TRHL-M transformer for Hi to Lo signal conversions and signal isolation.

The best specs in the business... for half the price. From The Interface Specialists

whirlwind

THE INTERFACE SPECIALISTS

Whirlwind Music, Inc., P.O. Box 1075
Rochester, New York 14603 (716) 663-8820

Circle (103) on Rapid Facts Card



When the tape runs out, call United Tape Company

Manufacturers of BASF
Custom-Length
Chrome Cassettes—
Customized Video
Cassette Loading

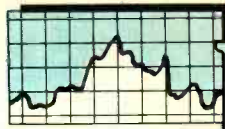
Authorized Distributor of
SCOTCH/3M Blank Recording Tape
TDK Blank Recording Tape
BASF Calibration Cassettes
CAPITOL Audiopak Carts
TEAC/TASCAM Accessories
DISCWASHER Accessories

THE UNITED GROUP

- United Office Supplies, Inc.
- United Tape Company
- United Audio-Video Supply
- United Tape Corporation

10746 Magnolia Blvd.
N.Hollywood, CA 91601 (818) 980-6700
Call for our free 40-page catalog

Circle (117) on Rapid Facts Card



Final stage

The R-e/p
Buyer's Guide
of Cutting and
Mechanical Services

- MASTERING •
- PRESSING •
- TAPE DUPLICATION
- PACKAGING •
- CD PREPARATION •

R-e/p's Unique Directory
Listing of Disk Cutting and
Tape Duplication Services—
the kind of services all re-
cording production facilities
require as the "Final Stage"
in the preparation of market-
able audio products.

EMBASSY CASSETTE

has been serving Duplicators nationwide
since 1983 with reliable audio cassettes at
the best prices available. Find out how
we can save you time and money.
Call us. You'll be glad you did.

(800) 541-8899.

In Calif. (800) 331-1132.

3617 W. MacArthur, #500, Santa Ana,
California 92704



EASTERN
STANDARD
PRODUCTIONS

26 BAXTER ST., BUFFALO, N.Y. 14207

- AUDIO CASSETTE DUPLICATION
High Quality Real Time
 - VIDEO CASSETTE DUPLICATION
All Formats
 - CUSTOM PRINTING & PACKAGING
Labels - Inserts - Shrink Wrap
- CALL COLLECT
For Free Brochure
(716) 876-1454

EUROPADISK, LTD.

Direct Metal Mastering

DMM U.S. Only Complete
DMM Facility—

- Disk Mastering Suite
- Hi-Definition Plating
- State-Of-The-Art Pressing

For brochure & pricing, call or write

EUROPADISK, LTD.

75 Varick St., N.Y. 10013

(212) 226-4401



FUTURE DISC SYSTEMS

COMPLETE ANALOGUE & DIGITAL
MASTERING SERVICES FOR COMPACT DISC,
RECORD & CASSETTE MANUFACTURING

3475 CAHUENGA BLVD. WEST,
HOLLYWOOD, CA 90068 (213) 876-8733

Sound Off Two Ways



For Studio Demos or Retail Sales

SOUNDSHEETS: Flexible vinyl discs
sound great, won't break!

AUDIO CASSETTES: Send for your
free "Cassette Talk" newsletter complete
with latest prices.

EVA-TONE TOLL FREE 1-800-EVA-TONE
P.O. Box 7020-R, Clearwater, FL 33518

KDISC

mastering
6550 Sunset Boulevard
Hollywood, California 90028
(213) 466-1323



CASSETTE TECHNOLOGIES

Otari Mastering and Bin Loop
Duplication with Dolby HX PRO
BASF • Agfa • Shape • IPS
Graphic Services and Packaging
10 Minutes to Sea-Tac Int'l. Airport
34310 9th Ave. S., Suite 107
Federal Way, WA 98003 (206) 874-2185

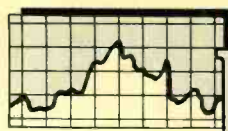
AudioDigital Inc.

12 Long Island Ave., Holtsville, N.Y. 11742
Quality Audio Cassette Duplication

Custom Four Color Printing and
Packaging on Premises

Mastering • Editing
Noise Reduction • Sound Enhancement

48 HOUR SERVICE AVAILABLE
Call Toll Free 1-800-874-2202
In New York Call (516) 289-3033



New products

23 series consoles from DAX

Available with either 12 or 16 inputs, the consoles offer balanced mic input channels, line-level inputs, input pre-amp, peak LED indicators, monitor, built-in reverb, effects send and 3-band EQ.

Master control features include switchable metering, panable effects return and reverb, output faders for subgroups 1 and 2, monitor master and main. Rear-panel connections include both balanced XLR-type and unbalanced, 1/4-inch line-level main outputs, plus patch facilities for both subgroup 1 and 2.

Circle (359) on Rapid Facts Card

EAW model SM202P stage monitor system

The units use dual 10-inch drivers for higher output and more gain before feedback, the company says.

An RCF N481 HF compression driver and optimized coverage pattern horn combine with dual low-frequency drivers to offer a quoted frequency response of 150Hz to 120kHz, ± 2 dB, without external equalization.

The system has a claimed 103dB SPL sensitivity rating at 1W, 1m, and 129dB at 1m maximum output. In addition, the smaller diameter diaphragms are said to provide a response over 800Hz.

Circle (360) on Rapid Facts Card

Apogee model A-2 loudspeaker

The trapezoid-shaped 2-way enclosure is said to be intended for operation where conventional monitors are physically too large. For example, as a balcony fills, the unit can be positioned without affecting sight lines.

Specifications include 65Hz to 19kHz, ± 4 dB frequency response; 114dB continuous SPL, 120dB peak at 1 meter; and 100W continuous, 300W peak power rating.

The model A-2 is constructed from Finland birch and has an expanded steel grill and protective steel trim.

Circle (361) on Rapid Facts Card

Network CD music library

The library includes contemporary music adaptable to commercials, feature, industrial and educational films, as well as other multimedia productions. It offers various versions of existing music, including 29- and 59-second broadcast-length edits, tags and rhythm tracks.

Circle (362) on Rapid Facts Card

Yamaha MZ series dynamic microphones

The series includes five unidirectional (cardioid) dynamic models. All MZ series mics feature 3-point push-pull suspension to isolate the mic element. Silkscreen photo-engraving technology is said to enable the internal acoustic resistance of each mic to be established for stereo imaging. Photo-engraved acoustic resistors are also said to provide smooth on- and off-axis response, making it easier to control acoustic feedback.

The models 102Be, 103Be and 105Be utilize triple-laminated diaphragms with beryllium domes, offering a quoted HF response to 18kHz. A polyethylene film substrate laminated to the edge of the diaphragm is said to provide controlled damping on the models 101 and 104 mics.

All microphones incorporate protective metal-mesh grilles. Multiple foam layers inside each mic head are said to afford built-in moisture and vocal pop protection; slip-on wind screens are also available.

Circle (349) on Rapid Facts Card

NS-TENUator HF attenuator from Miller Audio


Designed for Yamaha NS-10M close-field monitors, the device holds a layer of tissue paper or other material against the tweeters via a circular steel frame. Using existing mounting holes, the device can be installed or removed with a screwdriver.

[For a detailed explanation of how a tissue paper layer affects the NS-10M's high-end response, see "Examining the Yamaha NS-10M 'Tissue Paper' Phenomenon," by Bob Modas, published in the February 1986 issue of *RE/P—Editor*.]

The NS-TENUator is finished in jet black.

Circle (357) on Rapid Facts Card

RE/P



THE LITTLE THINGS THAT COUNT

Solutions to big problems are easy to find. But solutions to little problems can elude you. Where are those parts that are so small, yet can be so aggravating. No one seems to have them. Many things don't work right without them.

WE MAKE THEM!!

Parts to keep your booms and stands in good working order. Special tools to make your work faster and simpler. Hardware to keep your equipment easy to work with and good to look at. **We have solutions** for those nasty little problems that can ruin your day.

LOCKSCREWS – for most types of booms.

SWIVEL LEVERS – replaces the dumbbells on AKG-type booms.

THREAD STRIPS – returns snug fit to worn threaded parts on booms and stands.

CONNECTOR TEMPLATES for blazing-fast XLR connector panel layout.

BLACK RACK PANELS – Grained, anodized black panels that match most equipment faceplates.

TOOL-LESS RACK SCREWS – for rack-mounting equipment quickly without using a screwdriver or hex wrench.

.AVAILABLE OFF THE SHELF.

BLACK AUDIO DEVICES

P.O. Box 4573
Glendale, CA 91202
(818) 507-8785

"Because it's the little things that count."

Circle (116) on Rapid Facts Card



New products

FilterRing anti-pop filter from Miller Audio

The steel-framed pop filter is designed to replace the "stocking on a coat hanger" microphone screen. It uses a standard mic stand mount and a steel frame holds replaceable nylon filters.

The device also accepts custom filters made by anyone who wishes to use new or time-tested materials. By cutting a simple pattern, many materials can easily adapt to this frame, the company says.

Circle (346) on Rapid Facts Card



Sonex 1 acoustic material from Alpha Audio

Laboratory tests are reported to have shown that uncoated Sonex 1 meets Class 1 requirements for both flame spread and smoke density, while still retaining the anechoic wedge properties for noise reduction.

The acoustic material is available in 2' x 4' panels, with a depth of 2 inches.

Circle (366) on Rapid Facts Card

Trident series 65 console

The recording console series is available in six frame sizes and features 16 discrete output buses with 16-track monitoring.

Available in 16- through 56-input configurations, the console features separate mic and line inputs with phase reversal, 4-band EQ with variable hi-pass filter, eight auxiliary sends, auto muting, solo-in-place, monitor-fader reverse, direct outputs and four echo returns.

Circle (347) on Rapid Facts Card

E-V SH-1810 loudspeaker system

The 3-way horn-loaded speaker system incorporates a vented-box design and 10-inch cone transducer equipped with proprietary phase plug for a quoted power response of 250Hz to 2.5kHz. A 60°x40° constant-directivity horn and a 1-inch throat, titanium-diaphragm compression driver offers a quoted frequency response to beyond 20kHz.

A solid-state driver protector is said to respond to excessive power levels, attenuating driver input to avoid diaphragm damage, and then automatically resetting when power returns to safe levels.

The system has a quoted overall frequency range of 35Hz to 23kHz, sensitivity rating of 105dB at 1W, 1m and a peak output SPL of 135dB. The system can be operated in 3-way passive or biamp modes, with power handling capacity of 300W and 700W, respectively.

Circle (365) on Rapid Facts Card



You Be The Judge!

800-553-8712

800-325-4243 N. CA

RECORDER PARTS
REPLACEMENT
HEADS
REFURBISHMENT

AMPEX
MCI/SONY
3M
OTARI
REVOX
TEAC

SPRAGUE MAGNETICS INC.

15720 STAGG ST., VAN NUYS, CA 91406
818-994-6602 TLX: 754239

Circle (113) on Rapid Facts Card

172 Recording Engineer/Producer October 1986

AFFORDABLE RELIABLE

TIME CODE: \$550

For Film and Video Production



THE D CODE™ TC-1 TIME CODE READER

- Reads Time Code from 1/50th to 15x speed
- Reshapes Time Code for copying • 60 hz sync from 24 or 30 frame code
- Memory holds Time Code and user bits

DENECKE, INC. 5417-B Cahuenga Blvd., N. Hollywood, CA 91601 (818) 766-3525

Circle (114) on Rapid Facts Card

SOUND SYSTEM

BUZZ

ITS TOO BAD YOU
CANT ALWAYS KEEP IT CLEAN

BUT NOW
ITS ONLY TEMPORARY
INTERFERENCE WITH

A MODEL PS-1



In addition to reducing RFI the PS-1 can also protect your sound reinforcement equipment from:

HIGH VOLTAGE TRANSIENTS
UNEXPECTED POWER UP TRANSIENTS
IMPROPER LINE POLARITY



linear & digital
systems, inc.

46 marco lane
centerville, oh. 45459
(513) 439-1758

Circle (115) on Rapid Facts Card



New products



Midifex digital signal processor from Alesis

Midifex employs multiple delay lines, multiple high-pass, low-pass and band-pass filters, and stereo digital reverb capabilities. A total of 63 pre-programmed effects are available via front-panel push-buttons or external MIDI control, including stereo generation, multiple delays, echo, ambience generation, multitap panning and reverb.

A separate MPX MIDI patch transmitter also offers remote control of program changes on MIDI-based devices that can receive patch-change data. The unit is said to transmit on all 16 MIDI channels, thus permitting grouping of MIDI devices by individual MIDI channels.

Circle (356) on Rapid Facts Card

Rane GE30 third-octave equalizer

The unit provides switchable +12/-15dB boost/cut mode, or a 20dB cut-only mode via a rear-mounted push-button. It is described as the first equalizer to feature a user-switchable active direct-coupled or transformer-coupled balanced output as standard.

Other features include sweepable ultrasonic and subsonic filters, built-in RF filters, line-surge protectors, fail-safe automatic by-pass, gain control and both 3-pin and barrier-strip input and output terminations.

Circle (364) on Rapid Facts Card

Yamaha model KM802 portable keyboard mixer

Two of eight input channels feature a pre-amp, 5-band EQ section and a single effects-send control and can be used for microphone and keyboard input. The other six channels are optimized for line-level instrument signals and feature three effect sends. All channels include a recessed, straight-line fader and stereo pan control.

To enable simultaneous connection to one or more external processors, and for reassignment without patching, the mixer has three sends and three stereo returns.


Separate left and right master faders and a separate headphone output are featured.

Technical specifications include -122dBm EIN; -90dBu residual output noise; frequency response of 20Hz to 20kHz, +1/-2dB; and a THD of 0.05%.

Circle (352) on Rapid Facts Card

TUBE•TRAPS

CONTROL BASS ACOUSTICS



THE ONLY ACOUSTICAL TREATMENT SYSTEM


- Broadband, Effective 400 Hz, Thru 40 Hz
- Corrects Low End Phase Distortion
- Damps Standing Wave Room Resonances
- Reduces Room Resonance "Q" Response By 4
- EQ's Low End RT-60 Decay Constants
- Packs 15 Sabines Absorption Into Each 3' Tube
- Midrange, Adjustable Diffusion
- Light Weight, Sturdy and Very Portable
- Versatile, Pressure Zone Bass Trap or GOBO

1-800-ASC-TUBE

ASC ACOUSTIC SCIENCES CORPORATION

P.O. BOX 11156 EUGENE, OREGON 97440

Circle (111) on Rapid Facts Card



FUTURE DISC SYSTEMS

INCORPORATED

COMPLETE ANALOGUE & DIGITAL MASTERING SERVICES

FOR COMPACT DISC, RECORD & CASSETTE MANUFACTURING

3475 CAHUENGA BLVD. WEST, HOLLYWOOD, CALIFORNIA 90068
(213) 876-8733

Circle (112) on Rapid Facts Card



New products

Rebis model RA701 MIDI and noise gate

By using a single MIDI Out socket, the RA701 has two channels to send on/off, key number and velocity data. It can be chained via a merge input, and voices are selected using key number reallocation on a receiving drum machine.

Technical specifications include a 90dB dynamic range, frequency-conscious side chain and 4-stage envelope. Regardless of signal length for fixed envelope shaping, hold and release parameters can be switched to follow attack.

Up to two seconds of envelope delay can be used for slapback effects, particularly on reverb; up to four seconds can be used in trigger-mask mode to remove off-beats or change-accent levels. Also, stereo and duck facilities, external key inputs and 5-volt trigger outputs are provided.

Circle (351) on Rapid Facts Card



E V MTL-4

low-frequency monitor system

The enclosure is a vented-box design that contains four 18-inch loudspeakers, each facing into a manifold chamber at the cabinet's center. The design increases acoustic loading, resulting in increased low-frequency efficiency, reduced distortion and 2 to 3dB higher efficiency in the 40Hz to 80Hz region.

In addition, the system is said to enable more than 12% more efficiency over the 40Hz to 225Hz frequency range. Each enclosure has a long-term input power capacity of 1,600W, with an instantaneous peak power rating of 6,400W. These features provide attainable SPLs in excess of 134dB continuously at 1 meter,

with 140dB peak capability.

A 30,000W MTL-4 low-frequency system will pack into a 6-foot length of a standard truck floor.

Circle (343) on Rapid Facts Card



HOLDS UP ON THE ROAD

TYPE 85 FET DIRECT BOX

AMP.

INST.

PICKUP

INPUT

SPEAKER

COUNTRYMAN ASSOCIATES INC.

424 STANFORD AVE. - REDWOOD CITY, CA. - 94063 - PHONE 415-354-9988

IF YOU'RE NOT
USING IT -- SELL IT !

THE
BERTECH ORGANIZATION

YOUR NATIONAL
CLEARINGHOUSE
FOR FINE USED
AUDIO & VIDEO

Our mailers reach thousands of professionals every month. We'll list your used equipment free of charge--or help you find that rare item you've been looking for.

THE
BERTECH ORGANIZATION

Distributors, brokers and custom fabricators of quality audio and video equipment.

14447 CALIFA STREET
VAN NUYS, CA 91401

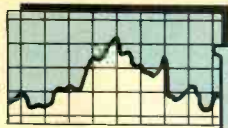
(818) 909-0262

OUTSIDE CA (800) 992-2272

THINK BERTECH FIRST !

Circle (109) on Rapid Facts Card

Circle (110) on Rapid Facts Card



New products



Beyer M380 dynamic microphone

Designed for instrument recording and sound reinforcement applications, the M380 features a figure-eight polar pattern, quoted frequency range of 15Hz to 20kHz, and a claimed SPL measurement of 140dB without overload or distortion.

The unit's moving-coil element is constructed of Mylar. A zinc die-cast casing has a brushed bronze finish and integral shock-mount system to reduce vibration and noise from the stage or mic stand. A built-in wind screen is also provided.

Circle (341) on Rapid Facts Card

Yamaha model S300 loudspeaker system

The 3-way system is designed for small- to medium-size venues, general sound reinforcement rigs and a variety of close-field reinforcement applications. The system has a quoted 90° vertical by 120° horizontal dispersion characteristic throughout its nominal frequency range of 50Hz to 20kHz.

The S300 has a built-in crossover network that allows the system to be connected to a single power amplifier. A 15-inch cone is housed in an optimally tuned bass reflex enclosure. An 8-inch direct radiating, HF compression driver works into a flush-mounted horn. An HF output trim control is provided.

The system is said to exhibit 97dB sensitivity at 1W, 1m. Rated at 200W program power (400W peak), the S300 is claimed to deliver 120dB, SPL continuously.

Circle (350) on Rapid Facts Card



Ross model R12 stereo paragraph EQ

The combined graphic and parametric equalizer features 12 bands per stereo channel, with each band having three selectable 1/4-octave center frequencies.

It has been constructed using low-noise op-amps and a regulated power supply to deliver a quoted frequency range of 10Hz to 65kHz, a THD of 0.02% and a S/N ratio of 100dB.

Circle (353) on Rapid Facts Card

dQ

A NEW CONCEPT IN EQUALIZATION



How often do you create unwanted side effects with equalization? It's hard to avoid in today's sophisticated production environments.

Triggered thru dynamics the dQ 520 works only when and where you want it, eliminating the shadows of conventional equalization.

dQ combines the versatility and precision of two fully parametric filters with threshold, range and response time functions to provide the most effective and innovative processor available today.

Modular version Available for most rack formats

To get a closer look see your local Pro-Audio dealer or write to:

TROISI edc

27 River Street Westford MA 01886
617 - 692-7768

Shaping the Sounds of the Future

Circle (107) on Rapid Facts Card

api a reputation of quality—



the 5502 dual EQ

- * All Discrete Circuitry.
- * Exactly the same as the 550A eq.
- * Self Powered
- * XLR input and output.
- * Better than +30dBm clip level.
- * In/Out AND wire bypass switch.
- * Two four band equalizers per unit.
- * Seven frequencies per band, from 20Hz to 20KHz.

- custom products
- equalizers
- the 2520 OP-AMP
- distribution amplifiers
- microphone pre-amps
- replacement parts

- Plus these new products:
- 5502 Dual Four Band Rack Mount 550A EQ
 - 940M Motorized Servo Fader
 - 318a distribution amplifier

SEE US AT AES BOOTH #728

api audio products, inc.

7953 Twist Lane, Springfield, VA 22153
(703) 455-8188 tlx: 510-6001-898

File Use
CAD/CAM

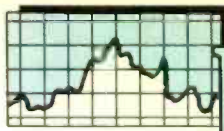
western representative

Westlake Audio 7265 Santa Monica Boulevard
Los Angeles, CA 90046
(213) 851-9800 Telex: 698645

eastern representative

studio consultants, inc.
321 West 44th Street, New York, NY 10036
(212) 586-7376

Circle (108) on Rapid Facts Card



New products

The Hook from Techworks

Constructed from solid steel, the device has an adhesive-backed fabric fastener for attachment to tape machines, effects racks, consoles, desks or other smooth surfaces. It is designed to hold a reel of 1/4-inch leader tape during editing sessions. The Velcro-style fasteners are said to allow quick movement of the

device from one location to another.

The unit can be rotated 90° to serve as a spindle for positioning tape reels directly in the tape path, a feature that is said to enable the unreeling of leader tape and also to facilitate handling of machine-to-machine tape loops.

Circle (355) on Rapid Facts Card

Allen & Heath Brenell Sigma consoles

Based on the company's CMC and Syn-con series, the new 24-bus modular system is available in two frame sizes and a number of formats.

Input and group/monitor modules feature a 4-band parametric EQ section and six auxiliary sends, enabling group modules with fader reverse to be used as full-function inputs during mixdown. Two independent foldback systems with multi-sourcing are also provided, while signal monitoring includes stereo solo-in-place, PFL and AFL.

Auto-muting can be achieved via a Sigma Series Remote (SSR) control programmer, which offers MIDI implementation for pre-programmed muting sequences or synchronization using Song Pointers. Up to six different MIDI-controlled effects devices can be changed for each sequence event.

Circle (368) on Rapid Facts Card

Ampex 467 digital U-matic cassettes

The 75-minute play length cassette can be used for Compact Disc mastering, while the 30-minute length can be used for single-song and EP mastering.

The company reports that it uses the correction capability of PCM converters as a final criterion for qualification of the 467 cassettes.

Circle (348) on Rapid Facts Card



The Dorrrough Loudness Monitor



Model 40-A
Dimensions: 8 3/4" X 2 7/8" X 6 1/2"

Simultaneous display of Peak and RMS on one simple-to-read scale.

Equal perceived loudness from program to program can now be achieved.
Dual bridging inputs allow for monitoring L+R or L-R.

More and more broadcasters and production houses
are discovering the accuracy of this visual display.

DORROUGH ELECTRONICS

5221 Collier Place
Woodland Hills, California 91364
(818) 999-1132

Circle (105) on Rapid Facts Card

★ Star Quad ★ ON WHEELS



Manufacturers of the
Highest Quality Cable &
Pre-wired Component
Systems: Audio • Video

Speaker
Data
Camera
Instrument

Request Canare's
Full-Line Catalog

CANARE
THE PROFESSIONAL'S CHOICE

Canare Cable, Inc.
832 N. Victory Blvd.
Burbank, CA 91502
(818) 840-0993

Circle (106) on Rapid Facts Card



New products

input. Simultaneous access to aux master and echo return is provided via a 24-way keypad, which allows level adjustment, EQ selection and pan control.

The first 40-input Di-An console is scheduled for delivery to Keith Olsen's Goodnight LA Studios, Los Angeles, in early 1987.

Circle (370) on Rapid Facts Card



Soundtracs CP6800 console

Designed for recording and post-production, the CP6800 features analog circuitry and programmable digital routing that may be interfaced with existing synchronizer units.

Available in a number of configurations, with or without patchbay, the console is equipped with an internal micro-processor and video monitor, disk storage and time code reader. An 8-way event controller is housed in a remote rack. Versions are available with VU or LED bargraph metering.

Circle (340) on Rapid Facts Card

JBL model 6215 power amplifier

Occupying a single rack space, the unit is designed for powering cue headphones and small speakers.

Output power is a quoted 35W per channel into 8Ω, 45W per channel into 4Ω, and 90W into 8Ω mono-bridge mode.

To reduce audible distortion, the company has used a low transient intermodulation (TIM) design that utilizes predriver-stage local feedback. Minimal overall negative feedback is required to set overall circuit operating points.

Input terminations use a standard 1/4-inch TRS, XL-type connector or barrier strip; output terminations use 5-way binding posts.

Circle (345) on Rapid Facts Card



A SINGER'S DREAM!




REMOVES VOCALS FROM RECORDS!

Our VOCAL ELIMINATOR can remove most or virtually all of a lead vocal from a standard stereo record and leave most of the background untouched! Record with your voice or perform live with the backgrounds. Used in Professional Performance yet connects easily to a home component stereo system. Not an equalizer! We can prove it works over the phone. Write or call for a free brochure and demo record.

Listen..



Before You Buy!

- Time Delay
- Reverberation
- Crossovers
- Noise Reduction
- Compressor/Limiters
- Expanders
- Spectrum Analyzers
- Parametric EQ

Don't have regrets about paying too much for a lesser product. In demos and comparisons, we'll show you why we're Better! Our Factory Direct sales allow us to produce a Superior product and offer it to you at a Lower price. Call or write for a free full length Demo Album and 24 page brochure. Write to: **LT Sound, Dept. RP, PO Box 338 Stone Mountain, GA 30086** In Georgia Call (404)493-1258

TOLL FREE: 1-800-241-3005 - Ext. 1-A

Take me to your rack



Model PL-8 A.C. Power Conditioner and Light Module

Take the PL-8 to the top of your rack and let its eight switched outlets power up your equipment while two slide-out light fixtures provide shadow free illumination for all their controls. But, the PL-8 is more than just a convenient source of light and power. . . .

Double Filtered A.C.

The PL-8 protects your electronic equipment while improving its performance by combining a High Voltage Surge and Transient Suppressor with an HF/RFI Interference Filter. This means better signal-to-noise and longer life for all the gear in the rack.



Quality. Reliability. Guaranteed!

Features

- Lamps use standard nightlight-type bulbs, available anywhere, and easily replaced without removing the unit from the rack.
- Fast acting Suppression Circuitry responds in nanoseconds, clamping spikes and surges to safe levels.
- HF/RFI Filter works to prevent noise from fluorescent lights, electric motors, and similar sources of "electronic pollution" from leaking from the AC line into the audio.
- Filters only act on noise and transient components, assuring continuous flow of power.
- Eight circuit breaker protected outlets (10 amp max.).

For complete information call or write:

Furman Sound, Inc.
30 Rich Street
Greenbrae, CA 94904
(415) 927-1225

© 1984, Furman Sound, Inc.

Circle (104) on Rapid Facts Card

October 1986 **Recording Engineer/Producer** 167



New products

Trident Di-An digitally controlled console

Configured as a digitally controlled console with analog circuitry, the console is said to be the first to store and recall every major console function, from microphone input to group output.

Di-An has the ability to access up to 128 console configurations, which can then be triggered via time code from a multitrack machine. An internal computer can access 1Mbyte of RAM, allowing events to be stored and recalled in real time, or archived to floppy disk. The console will accommodate various fader-automation systems, including VCA-based and moving-fader systems with independent disk-storage options.

Each input strip has eight inputs, providing channel access, mono after-fade and pre-fade listen, stereo solo, mute and automate. In addition, 24 auxiliary sends can be configured as 12 stereo pairs. A 4-character alphanumeric display, one per input, displays assignments from memory or loaded from disk.


An auto-gain facility on each channel tracks the input signal, and adjusts amplifier gain to within 5dB of peak. Input, group/tape and stereo mixdown buses are monitored by digitally controlled, 100-segment bargraph displays, switchable between VU or PPM characteristics.

Routing functions are configured in eight sections, consisting of LED displays that indicate to which group an input is routed and/or selected, plus phase reverse, EQ and dynamics.

The equalizer has six sections, four of which consist of a 16-frequency sweep,

with digital display of center frequency and boost/cut buttons with bargraph display, 3-position bandwidth control, and individual bypass keys. The last two sections are swept high- and low-pass filters, which also have 16 turnover frequencies and a digital display of each range showing a 12dB per octave slope. Memory keys allow each input of the console to store up to four different EQ settings.

The auxiliary-send panel contains 12 sections for level control, pre/post fader selection, mute and re-routing capabilities to enable up to 24 sends from each

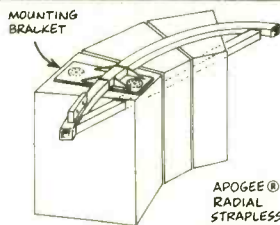


Research

Manufacturing

Design

Versatility in Modularity



APOGEE®
RADIAL
STRAPLESS
RIGGING

(Shown: Apogee AE-5 System)

Apogee has a full line of
speakers & processors.
Call or write for info.

707-778-8887 415-397-5777
Southern CA: 714-730-6313

1150 Industrial Ave., Suite C
Petaluma, CA 94952




AES
Booth
#949

THE SV-1000 MINI-LOC GIVES YOU AUTO-LOOP, AUTO-RECORD, AUTO-LOCATE, AND MUCH MORE AT A VERY AFFORDABLE PRICE.

"The SV-1000 is a blessing to musicians with only two hands." Pandel Collaros, Session Recording, N.Y.C., Teac A2340 SX

"I find the Auto-Loop feature a real time saver in mixing 30 second TV and Radio spots." Jon St. James, Formula One, La Habra, CA (Remington Steele, St. Elsewhere, Hill Street Blues, Bob Newhart), Tascam 85-16B

"My Mini-Loc is the most valuable addition to my 85-16B." Paul Dunlop, 108 Film Scores including *I Was A Teenage Werewolf*." L.A., CA.

"The Mini-Loc has worked beautifully on our 3M M79 24 Track, I highly recommend it for any machine." Dan Decker, Sound Impressions, Milwaukie, OR.

"The most cost-effective unit in my studio, the SV-1000 has definitely saved countless hours of studio time with its Auto-Locate and Auto-Record in-out functions." Wayne Cardiff, Katy, TX, Otari MX 5050 MK111-8

"The SV-1000 is a great step saver and its Auto-Record punches with incredible accuracy." Carl P. Davino, Sue's Sound Kitchen, Co Ram, N.Y., Otari MX 5050 8SHD

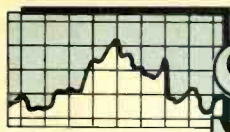
"With the SV-1000's accurate Auto-Punch In-Out feature, my tape recorder now works like my sequencer." Randy Moore, House of Hits, North Hollywood, CA, Teac 34-40

SOUND AND VISION

8033 Sunset Blvd., Suite 928
L.A., CA 90046 • 805-496-1518

Circle (102) on Rapid Facts Card

Circle (119) on Rapid Facts Card



Studio update

The Village Recorder (West Los Angeles, CA) has completed a large-scale upgrade of Studio A. Centerpiece of the remodeled studio is a 40-input **Solid State Logic SL4000-E** console. Principle monitors comprise a pair of bi-amped **Vince Van Haaf JBL/TAD** systems, driven by **Crown PSA-2** and **Macintosh model 2105** power amplifiers. Room EQ is provided by a **White model 4400** equalizer.

Studio A's standard multitrack complement (located in a dedicated machine room adjacent to the control room) consists of a **Studer A-800 Mk II** and an **Otari MTR-90 Mk II**, which can be interlocked via a **Timeline Lynx** synchronizer module. **Ampex ATR-100** 2-and 4-tracks handle mastering duties.

Also: **Nick Smerigan** has been named as the studio's new executive director. He served previously as vice president and general manager of the LA Record Plant, and was formerly studio manager of A&M Recording, Hollywood. 1616 Butler Ave., West Los Angeles, CA 90025; 213-478-8227.

Northern California

Prairie Sun (Cotati) has installed a **Publison Infernal Machine 90**, equipped with 21-second-per-channel multi-sampling. P.O. Box 7084, Cotati, CA 94928; 707-791-7011.

Live Oak Studio (Berkeley) has expanded its services for the video and film industries with the addition of an **Audio Kinetics Q-Lock 4.10-E Eclipse** editor system. 442A Walnut St., Berkeley, CA 94709; 415-540-0177.

Northwest

Spectrum Studios (Portland, OR), has added three **Yamaha REV-7** digital reverb units, three **ADR FX-769-R Vocal Stressors**, three **UREI LA-3A** compressors and a **Nagra IV-STC** for on-location sound recording and playback.

Personnel changes include the addition of two new in-house engineers: **Mike**

Moore, who joins the studio after five years as an independent engineer in the Portland area, with recent projects including John Fahey and Nu Shooz; and **Jeff Dennerline**, a recent graduate from Mt. Hood Community College's video production program. 905 S.W. Alder, Portland, OR 97250; 503-248-0248.

Lahania Sound Recording Studio (Maui, HI), owned by **George Benson**, has added a **Sony PCM-3324 DASH**-format recorder, linked to the facility's existing **Solid State Logic SL4000-E** console. Outboard gear comprises an **EMT 251** digital reverb, **EMT 140** stereo tube plate, **Lexicon Super Prime Time**, **Eventide Harmonizer** and **Flanger**, **UREI 1176LN** and **LA-2A** limiters. New additions include four **dbx model 160X** limiters, a **Lexicon PCM-70** and two **Yamaha SPX-90** effects units, an **Akai S612** sampler and an **AKG Gold Tube** mic. Lahania Square, H-2, Lahania, Maui, HI 96761; 808-667-2587.

L.D. Systems.


Just your usual sound and lighting company.

To some, the "usual" means ordinary, normal. At L.D. Systems, our "usual" way of operating is extraordinary.

We represent over 150 of the *usual* top-of-the-line audio and lighting manufacturers. Virtually all equipment is hooked up and operational, ready for demonstration in our showroom.

L.D. provides the *usual* sound and lighting services: installations across the nation, custom manufacturing, concert tours, authorized warranty repair and re-coning—all provided by our unusually knowledgeable, professional and friendly staff.

So, if you're looking for special treatment, just call us... and ask for "the usual".



LD SYSTEMS, INC.

467 W. 38TH, HOUSTON, TEXAS 77018
(713) 695-9400

Professional Sound and Lighting
Sales • Services • Rentals

Adams-Smith	Klark-Teknik
Agfa	Lexicon
AKG	Littlite
Amek	Loft
Ampex	Maxell
Anchor	Mogami
Annis	MRL
Anvil	Nady
Aphex	Nakamichi
ART	Neumann
Ashly	Neutrik
Audio-Technica	Nortronics
Auratone	Numark
AXE	Omnicraft
BBE	Omnimount
Beyer	Orban
Biamp	Otari
Brooke	Proco
B&K	QSC
Carver	Ramsa
Cetec-Vega	Renkus-Heinz
Clearcom	RTS Systems
Community	Ruslang
Countryman	Scotch/3M
Crest	Sennheiser
Crown	Sescom
C Tape	Shure
dbx	Simon
dbx digital	Soundcraft
Deltalab	Star Case
EAW	Switchcraft
Electrovoice	TAC
Eventide	Tascam
Fostex	TOA
Gauss	Turbosound
GLI	Urei
Goldline	Ursa
HME	White
Interface	Whirlwind
Ivie	Williams
JBL	Wireworks



Studio update

Music Mill (Nashville) has added two new PD-format **Mitsubishi X-850** 32-channel digital recorders, according to **Jim Cotton**, the studio's chief engineer. "We decided on the X-850s after many of our clients began renting the decks on a regular basis from Digital Associates and Audioforce Nashville," he said. "But first, we tested the recorder for its sound and for its usability and, in our opinion, the Mitsubishi was a hands-down favorite." 1710 Roy Acuff Place, Nashville, TN 37203; 615-254-5925.

Dallas Sound Lab (Irving, TX) has added a **Yamaha REV-7** and **Lexicon PCM-70** digital processors to complement its current inventory of **AMS RMX-6**, **Quantec** and **Lexicon Room Simulator model 224** outboards. "More of our clients are requesting these units because they have been exposed to them in other studios around the world," says **Johnny Marshall**, studio manager. "We would like to be able to provide them with the same amenities they are used to elsewhere."

In addition, the facility's **AMS DMX-1580S** has been upgraded to include stereo sampling with reverse playback. Sample-to-disk with the latest software revisions have also been installed in the studio's **Linn 9000** MIDI-capable drum machine and sequencer. *Three Dallas Communications Complex, 6311 North O'Connor, Suite 246, Irving, TX 75039-3510; 214-869-7657.*

Southern California

Juniper APV (Burbank) has added an **Adams-Smith model 2600** interlock system with three synchronizer modules; a **Sony 5850** U-matic with address track edit modifications; an **Otari MX-5050 MkIII** half-inch 4-track; a **Sony JH-110C** 2-track; and an **Adams-Smith** time code generator with jam sync. The studio has also added a **Kurzweil 250** digital synthesizer to its stock of available rentals. 719 Main St., Burbank, CA 91506; 818-841-1249.

Fred Jones Recording Services (Hollywood) has added a second audio

post for film and a 1-inch video sweetening room, and installed an **Editron** time code synchronization system. In addition to existing **Cipher Digital/BTX** synchronization to film and video, the facility also offers 35mm mag transfers, digital sampling keyboards and a real-time tape copy service. 6565 Sunset Blvd., Suite 211, Hollywood, CA 90028-8521; 213-467-4122.

Warner/Hollywood Studios (Hollywood) has installed an automated **Harrison PP-1** post-production console in Studio D. The new board replaces a smaller PP-1 that is destined for installation in Studio C. Wired for 72 inputs and 24 submaster modules, with its integral 24-input pre-dub submixer, the console has a total input capacity of 96 dubber channels. 1041 N. Formosa, Los Angeles, CA 90046; 213-850-2948. **REP**

To be included in a future issue of **REP**, send your latest news of equipment and facility upgrades and expansions, services and personnel changes to: Studio Update, Recording Engineer/Producer, 1850 Whitley Avenue, Suite 220, Hollywood, CA 90028. Or via IMC EMail to REP-US, or FAX to 213-856-4985.

A Fond Farewell to the \$50,000 Razor Blade.

Time was, you could edit a symphony for the price of a razor blade. Edits sounded great and were easy to make.

Then came digital audio, and you could still edit a symphony — for the price of a Rolls. Edits sounded great — and required a contraption only Rube Goldberg could love.

Until, that is, the **EC-1 Digital Editing Coprocessor** from **Electric Valve Communications**. It's a neat little box that allows you to make effortless razor blade style edits with inexpensive digital audio processors like the **Sony F-1, 501, and 701**.

Costly? Your accountant will be thrilled. Complicated?

The janitor will be using it after the engineers go home.

The **EC-1 Digital Editing Coprocessor** from **Electric Valve**. It allows you to cut a symphony — without taking a slice out of your wallet.



**ELECTRIC VALVE
COMMUNICATION
CORPORATION**

... and a Happy Hello to Availability at:

Audio Intervisual Design
1032 North Sycamore Ave.
Los Angeles, CA 90039
(213) 469-4773

Contact: Jeff Evans or Jim Pace

Audiotechniques
1619 Broadway
New York, NY 10036
(212) 586-5989

Contact: Harry Klane

Lasalle Audio Systems
1116 Boylston Street
Boston, MA 02155
(800) 533-3388

Contact: Les Arnold

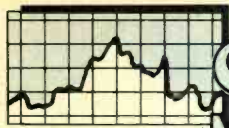
Martin Audio-Video Corp.
423 West 55th Street
New York, NY 10019
(212) 541-5900

Contact: Tom Lanik

In Europe: HHB Hire and Sales • Unit F, New Crescent Works • Nicoll Road • London, NW10-9AX • Tel. 01-961 3295

© 1985, 1986 ELECTRIC VALVE COMMUNICATION CORP. ALL RIGHTS RESERVED

Circle (100) on Rapid Facts Card



Studio update

Teknik DN780, **Yamaha REV-7** and **Lexicon PCM-60** digital reverbs. An **EMT 140** stereo plate is also available for either room. 5761 Park Plaza Court, Indianapolis, IN 46220; 317-845-1980. **Barn Burn** (Annawan, IL) is a new 24-track, MIDI-based studio. Using a Syn-Aud-Con design from **Don Davis** and acoustic consulting by **Jerry Milam**, the studio was constructed in a barn and comprises a 21'x20' control room and 20'x19' studio.

The CR features a 28-input **MCI JH-636** console, with **Sound Workshop ARMS** tape-based automation, linked to an **MCI JH-24** 24-track, a **Sony APR-5002** 2-track, an **Otari MX-5050B** 2-track and **Tascam 22-4** 4-tracks. Out-board gear includes two **Yamaha REV-7** digital reverbs; two **dbx model 905** parametric EQs, **model 902** de-essers, **model 903** and **model 160X** compressors; a **UREI 1178** stereo limiter; two **ADA** digital delays; two **Omnicaft GT-4** noise gates; and a **Lexicon PCM-60** digital reverb.

Studio manager **Roxanne Heath** says that the new facility is geared toward a wide range of album-oriented productions, in addition to commercial and jingle recordings. 1500 North, Annawan, IL 61234; 309-935-6181.

South Central

Audio Creations (Paducah, KY) recently added a **Kurzweil 250** digital sampling keyboard with the new **Version 3**

software, 50kHz sampling and additional **Soundblock A**. Also added: a new **Neotek series II 28/24** console; a **Yamaha SPX-90** digital processor; **Lexicon model 200** reverb; **Gold Line GL-30 RTA**; **Aphex B**; **Orban 424**; **Lexicon PCM-42**; **Roland SDE-3000 DDL**; **Yamaha NS-10s**; **Fostex RM-780** and **Electro-Voice Sentry 100A** monitors. 4815 Clarks River Road, Paducah, KY 42001; 502-898-5746.



Barn Burn; new 24-track MIDI studio.



Affordable AUTOMATION

Finally there is an inexpensive, simple-to-operate, flexible modular Automation System to retrofit any console. **SAM™** (SMPTE Automation Manager) and **MIDI MUTE** truly constitute a breakthrough in console automation. Now you can automate your studio starting for as little as \$549 for full mute automation, or \$1398 for a full SMPTE self-locked automation system. And, like all JL Cooper products, these grow with you — up to 24 channels. Best of all, **SAM** and **MIDI MUTE** require no modification of your console, just plug them in and you're ready to go.

JL COOPER ELECTRONICS

1931 Pontius Avenue • West Los Angeles, CA 90025
(213) 473-8771 • TLX: 5101001679 JL COOPER

See Us at AES Booth 944.

Circle (99) on Rapid Facts Card



Studio update

been modified to be used as 24 additional inputs for submixes, making available a total of 72 inputs. 1619 Broadway, New York, NY; 212-765-4757.

Southeast

Sonic Images (Washington, DC) has opened new 24-track audio and video production facilities, featuring two LEDE-type control rooms. New equipment includes an **Audio Kinetics Q.Lock Eclipse** system for audio/video synchronization and audio sweetening. The studio provides narration recording to picture, off-line video editing, and digital music scoring and sound effects composition on a **Kurzweil 250** with **MacAttach** software. 4590 MacArthur Blvd. NW, Washington, DC 20007; 202-333-1063.

Music Business Institute (Atlanta) has installed two **Harrison MR-4** consoles, each with 28 inputs and 24 output-bus assigns. Input modules on both consoles have the ability to return two inputs in mixdown mode for dual multitrack

operation. The consoles will be installed in the institute's newly completed studio complex and will be used during audio recording and production courses.

The studio, designed by **George Augsberger**, of Perception Inc., utilizes one large recording area with variable acoustics. Two identical control rooms connect to the studio, each featuring its own isolation room. Both control rooms are linked for time code interlock, as well as to an adjacent video production facility. 3376 Peachtree Rd. NE, Atlanta, GA 30326; 404-231-3303.

Sheffield Audio-Video Productions (Phoenix, MD) has purchased a DASH-format **Sony PCM-3202** digital 2-track and a second **Sony PCM-3324** digital multitrack. Outboard additions include four **Yamaha SPX-90** digital processors and an **REV-7** digital reverb. 3816 Sunnybrook Road, Phoenix, MD 21131; 301-628-7260.

Limelite Video (Miami) has ordered

three consoles for its new video production facility: a 36-channel **Neve V series** with **NECAM 96** moving-fader automation for use in its new video sweetening studio; and two **model 5455** video post-production consoles for its new editing suites. 7355 N.W. 41st St., Miami, FL 33166; 305-593-6969.

Reflection Sound Studios (Charlotte, NC) recently enlarged and rebuilt Control Room A, adding an adjacent isolation booth and installing all-new wiring using **Monster series One** and **Mogami** cable. **Steven Durr** served as acoustic consultant. 1018 Central Ave., Charlotte, NC 28204; 704-377-4596.


TRC Mid America Recording Center (Indianapolis) has completed a remodeling and equipment upgrade for Studio B. The room now features a 32-input **Sound Workshop series 34B** console with **ARMS II** automation, and a **Sony JH-14** 24-track. Studio A now features a **Sony JH-14** with autolocator and **Klark-**

Listen to this . . .

The most powerful powered speaker of its size. A full 50-watt mosfet amplifier, combined with a custom-made speaker, and housed in a computer designed enclosure give you hi-fidelity sound without taking up valuable space. The AN-1000 measures only 5 1/4 x 8 x 8 1/2" (HWD) and conveniently

mounts in a standard 19" rack, on a speaker-stand, a mic-stand or the wall.

Standard on the unit is 1/4" line level input. Options include mic or balanced line level input, line level output, and external speaker output.



AN-1000

913 West 223rd St. • Torrance, CA 90502 • (213) 533-5984



Circle (97) on Rapid Facts Card

CLEAN PATCH BAYS NO DOWN TIME



VERTIGO BURNISHERS AND INJECTORS RESTORE ORIGINAL PERFORMANCE TO YOUR PATCH BAYS

VERTIGO 1/4" TRS AND TT BURNISHERS:
Each used to eliminate noise caused by contamination of main contacts in normal patching situations.

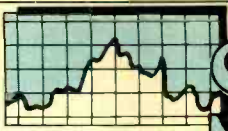
VERTIGO 1/4" TRS AND TT INJECTORS:
Each allows injection of cleaning solvent in breaking contacts (normals), to eliminate intermittency that occurs when patch cord has been removed.

STILL ONLY \$29.95 Ea. (Cont. USA)
Please write for additional information and order form.
Used by Professionals Worldwide. Patent Pending

VERTIGO RECORDING SERVICES

12115 Magnolia Blvd. #116
North Hollywood, CA 91607
Telephone: 818/769-5232
Telex: 5106006748 VERTIGO REGRD

Circle (98) on Rapid Facts Card



Studio update

Northeast

Century III (Boston) has added a **CMX CASS-1** audio computer to its mix-to-picture suite. The new system has been adapted for sound editing with a quoted accuracy of 333ms, and includes a hard disk and full console mixing automation.

According to **Jay Rose**, sound designer, "We can drop in the sound effects instantly, program fader moves precisely to the frame and save literally thousands of different mixes or alternative edits for instant recall. It gives producers the option to explore creative alternatives without committing to massive amounts of studio time." 651 Beacon St., Kenmore Square, Boston, MA 02215; 617-267-6400.


Photo-Magnetic Studios (New York) has ordered two **Neve series V** post-production consoles with **NECAM 96** automation. The consoles, which will be used for video and film post-production audio work, provide 8-track and 4-track monitoring, with stereo music, dialogue and effects plus laugh track or SAP.

A trim facility in the monitor path allows selection to either 2-track or full-coat master recorders with a simultaneous mix, separate from the monitor. Metering is VU/PPM for 8-track/4-track and plasma display for all other 48-track outputs. Independent selections to any or all 4 stereo buses from each input are available, while maintaining regular 2-track output. 222 E. 44th St., New York, NY 10017; 212-687-9030.

Windsor Total (New York) has installed a **Neve model 5455** 16-output post-production console. 565 Fifth Ave., New York, NY 10017; 212-725-8080.

Unique Recording (New York) has added four **Studer A-800** Mk III 24-tracks, and three **A-820** 1/2-inch 2-tracks. Studio B's control room now features **UREI 813** speakers and a complete acoustical redesign of the walls, floors and ceiling. 701 Seventh Ave., New York, NY 10036; 212-921-1711.

Sound One (New York) has taken delivery of a 48-input **Neve model 8128** console with **NECAM 96** moving-fader automation for its new film mixing studio. The custom console can accommodate eight discrete channels of monitoring for mixing a variety of film formats, including mono, Dolby Stereo and IMAX. The board's small faders have



The Sanken CMS-7 cardioid (or CMS-7H hyper-cardioid) microphone, the first MS stereo mic that accurately reproduces a natural stereo image in any environment.

TRUE STEREO IN A PORTABLE MICROPHONE!

Sanken, maker of the world-acclaimed CU-41 CD-recording microphone, is pleased to announce the new CMS-7, the first portable MS stereo condenser mic that accurately captures a natural stereo perspective in any environment. Ideal for TV and radio broadcasting, motion picture making and studio recording. Its corrosion-free titanium diaphragm is immune to temperature and humidity changes, and performs superbly in adverse conditions. Battery power supply/switchable matrix box, which clips to your belt, carries an aperture control for focusing the stereo perspective. For more information, please contact:

LOS ANGELES	Audio Intervisual Design Tel: (213) 469-4773	NEW YORK	Martin Audio Video Corp. Tel: (212) 541-5900
NASHVILLE	Studio Supply Co., Inc. Tel: (615) 366-1890	CANADA	Gould Marketing, Inc. Tel: (514) 342-4441



Japan's most original microphone maker

Sole export agent Pan Communications, Inc.
5-72-6 Asakusa, Taito-ku, Tokyo 111, Japan
Telex 2423934 KNMPCM/Telephone 03-505-5463
Telefax 03-505-5464/Cable Address PANCOMMJPN.

Circle (96) on Rapid Facts Card

October 1986 Recording Engineer/Producer 161



ROCK-ROLL-MIX-DUB-SYNC




Features

A.D.R. Looping • Time Code – Feet Frames Display • Multi standard machine control • Up to 15 machines On-Line • Rotary Jogger for machine control • Large variety of interfaces • In-built Time Code Reader/Generator
 Phone us for your application.



Editron (U.S.A.)
 748 Seward St., Hollywood, California 90038
 Tel: 213 4774882 Tlx: 286643 Mail UR Fax: 714 4939166



THE COMPLETE AUDIO POST PRODUCTION SYSTEM

Circle (120) on Rapid Facts Card

limitation (indicated by rounding of the square wave corners) move the generator past this point in order to get a true indication of what is happening in the next equipment.

Once you are satisfied with the system's frequency response, noise floor and transient response, perform overall distortion measurements. Although low-frequency total harmonic distortion measurements have merit, high-frequency THD measurements are almost meaningless on bandwidth-limited systems, such as low-pass filters found in digital tape machines and audio processors.

If slewing-induced IM (SID) and/or transient intermodulation distortion (TIM) exist within the system, they will only appear at higher frequencies. The best way to detect their presence in a bandwidth-limited system is with the CCIF twin-tone IM distortion measurement. By using 14kHz and 15kHz tones mixed 1:1, a 1kHz IM product is easily detected if SID or TIM exists. It's impor-

tant that every production facility regularly performs twin-tone IM distortion measurements.

There are a couple of inexpensive tools that may help you identify the sources of problems within a facility. A telephone pickup coil coupled to a mic pre-amplifier and headphones can track down RF and hum-induced interference. A battery-operated, wideband ac voltmeter is handy for measuring voltage differences between various pieces of equipment.

The bottom line

If all these steps have been performed carefully, you should have an audio system that is capable of outstanding performance, with a residual noise floor close to that of the equipment with the highest output noise. Satisfying these criteria allow your facility to offer a new level of audio performance. **REP**

Bibliography

Voltage Transmission For Audio Systems, Richard L.

Hess, Audio Engineering Society Preprint No. 1708 (1-3). Presented at the 67th Convention, Oct. 31-Nov. 3, 1980.

The Peak Program Meter and the VU Meter in Broadcasting, Hans Schmid, Audio Engineering Society Preprint No. 1691 (1-8). Presented at the 67th Convention, Oct. 31-Nov. 3, 1980.

Studio Powering and Grounding Techniques, Thomas M. Hay, *dB* November, 1982, page 26.

Grounding and Shielding Techniques in Instrumentation, Ralph Morrison, second edition, Wiley-Interscience 1977, ISBN 0-47102992-0.

Electrical Interference, Rocco F. Ficchi, Hyden 1964, Library of Congress catalog card number 63-22511.

Some Techniques and Limits of External EMI Reduction, Clayton R. Roberts, General Electric Co. Corporate Research and Development, Electronics Lab, Electronics Park, Syracuse, NY 13221. A paper presented at the "Gosam Symposium," a solid-state electronics conference.


Stabilizing Operational Amplifiers, Deane Jensen, *Recording Engineer/Producer*, Vol. 9, No. 3, June 1978, page 42.

Deane Jensen, personal communications, April 1985.

Clayton Roberts, personal communications, August 1985.

Sound Levels, A.N. Thiele, *IREE Monitor* (Australia), July 1985.

The Heart of Smart



CONSTANT DIRECTIVITY HORNS AND DRIVERS

Circle (95) on Rapid Facts Card

For information on the complete family of RENKUS-HEINZ products call or write:
RENKUS-HEINZ, Inc., 17191 Armstrong Ave., Irvine, CA 92714, (714) 250-0166

www.americanradiohistory.com



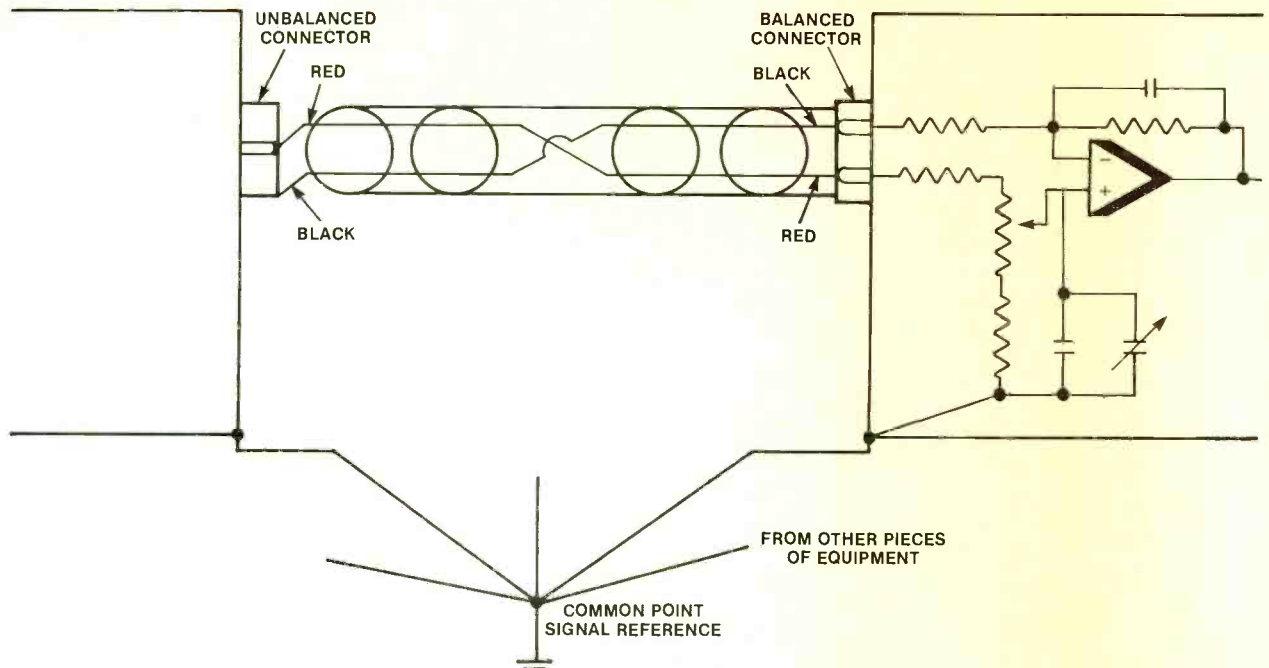


Figure 4. Interconnection of unbalanced equipment to balanced equipment requires special consideration. Forward referencing will help reduce common mode signals.

material, which are the source of overload, tape saturation and amplifier clipping. The VU meter, although a universal measuring device in America, Japan, France and Australia, finds little application in most of the rest of the world because of this problem. The problem occurs when adequate headroom has *not* been designed into the system.

Many users have concluded that the peak program meter (PPM) provides a superior indication of program material without lowering average amplitudes, while allowing additional control over

excessive program peaks.

Existing VU meters can be converted to operate as PPM by using conversion cards. PPMs can also be installed alongside VU meters. As a bare minimum, add peak overload indicators to any equipment without PPM capability.

Testing

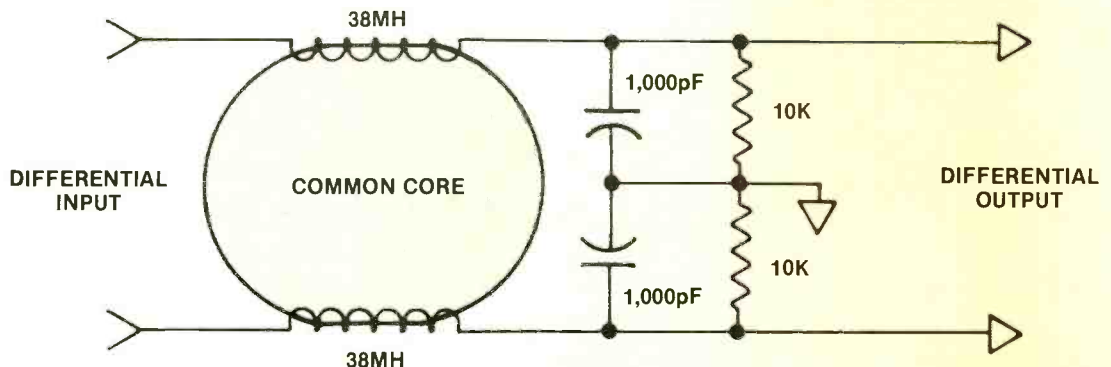
To check the system, conduct overall noise and frequency response measurements. If the above procedures are followed, wideband ($f_3 = 100\text{kHz}$) audio systems are feasible. It also provides a flatter frequency response and prevents an accumulation of 3dB rolloff points that would upset the system's high-frequency response. Other benefits include low phase shift out to 20kHz and

good transient response.

Extensive 10kHz square-wave system tests can be made by placing a function generator at the start of the audio chain, and then looking at every output with an oscilloscope. I would recommend that all response-type measurements be made at -12dBu , which conforms to the new CCIR recommendations and ensures that no slew-rate limitations confuse the picture of system bandwidth.

Check for any overshoot or ringing, which would indicate underdamping of amplifier circuits and thus potential instability and RF susceptibility. It is useful to perform this test with each piece of equipment separately, and then as a system. Make sure that the line and buffer amplifiers under test do not go into saturation during this test; otherwise, the results will be inaccurate. When you find a stage that has significant bandwidth

Figure 5. If RF interference presents a severe problem, a common mode filter such as the one shown here may be effective in reducing unwanted signals.



the core cancel and the inductor effectively disappears from the circuit.

However, when the signal is of equal amplitude and the same polarity on both lines (as is the case with the interference we wish to remove), both lines see the L/C low-pass filter. The 2-pole device has a cutoff rate of 12dB per octave, and its response is down 60dB at 1MHz.

Additional shielding may be necessary. A separate conduit for the audio cabling can be very effective in reducing RF as well as with power line-related radiation. Tightening up the shielding of specific audio packages also may be required.

In a few extreme cases, entire studios have had to be constructed inside RF-tight screen rooms. If you need to construct a screen room for your facility, use steel screen for all interfering frequencies up to the FM band. Steel is more lossy and thus more effective than copper (and less expensive). Copper screen is necessary for microwave frequencies.

You will need to solder the seams, and, when your room is finished, be sure to use power-line filters physically located at the point of power entry into the room to prevent RF entering via the ac lines.

I recommend that all audio systems be run at a maximum nominal OVU audio voltage amplitude of +4dBu. As mentioned above, with $\pm 15V$ power supplies most op-amps will clip around +21dBu or +22dBu. This limitation yields a headroom or overload factor of 17dB, which we saw earlier is a bare minimum for live audio. Peak-to-average ratios of 16dB have been measured on speech, and I have seen at least this high a ratio on percussive music.

My design philosophy is to take a 6dB loss at the input of the equipment, which yields an input clip point of +26dBu to +27dBu (up to +30dBu with 20V supplies). Operating the circuits at a nominal average level of -2dBu yields a headroom factor of 23dB.

The 6dB loss is made up at the inverting follower in the output stage, a configuration that allows both input and output clip points of +26dBu to +27dBu, and provides more headroom factor without sacrificing noise performance. The output noise floor of carefully designed equipment can reach -93dBu, which yields an average S/N ratio of 97dB and peak S/N ratio of 120dB. I recommend, therefore, that all of your equipment be capable of handling this high input and output level.

Setting up your system is also important. Adjust levels so that the gain of each unit allows the various pieces of

equipment to reach their clip points at the same time. The majority of the needed gain should come from the amplifier stage that has the lowest noise figure. This is usually the mic pre-amp, the point where the system's dynamic range is established. As simple as it sounds, this adjustment is key to an outstanding

system, and will optimize the S/N ratio.

Proper operation

Many engineers and producers find themselves fighting a perplexing and confusing battle with audio levels. The biggest problem stems from the inability of a VU meter to show peaks of program

SIX ADVANTAGES OF A STUDIO CONDENSER WITHOUT A SOUND OF ITS OWN



1 The MC 740 Studio Condenser is ideal for critical analog and digital recording situations because it is virtually inaudible — no self-noise, coloration or sonic footprint of any kind.

2 All five of the MC 740's pickup patterns have equally uniform and identically transparent frequency response curves — a unique achievement for a large diaphragm condenser design.

3 Like our ribbon mics, the MC 740 eliminates the icy, strident quality typical of condensers to reproduce voices and instruments with uncharacteristic warmth and intimacy.

4 Unlike other condensers, the MC 740 is free of exaggerated sibilance, graininess or distortion.

5 The MC 740 is exceptionally sensitive, yet also withstands extreme SPLs (up to 144 dB with the 10 dB attenuator in circuit).

6 Typifying Beyer's world-renowned accuracy, the MC 740 reveals the subtle differences between instruments and ambient environments.

If the advantages implicit in the unconventional design of the MC 740 are important to you, arrange for a hands-on audition of this remarkable instrument by contacting your Beyer dealer or writing us direct at:

Beyer Dynamic Inc.
5-05 Burns Avenue
Hicksville, NY 11801

ACCURACY IN AUDIO

beyerdynamic

Circle (94) on Rapid Facts Card

October 1986 Recording Engineer/Producer 157

RF interference

Occasionally, radio frequency-related problems will remain, even after the above procedures have been followed. The presence of RF-related problems may often be heard as an increase in high-frequency noise, a "gurgling" sound or an outright detection of the RF signal by a PN transistor junction in an active

device or a poor solder joint. RF field intensities in the studios located close to AM and FM transmitters may easily range from 1V/meter to 100V/meter. As a result, the interconnect scheme described above may need modification.

The open-ended shield recommended above can cause the interconnection cable to act as an antenna. One possible

cure is to tie the open end of the shield to its respective chassis ground through a 0.01 μ F, high-quality disc ceramic capacitor. This capacitor, in essence, provides a ground at RF frequencies, while leaving the shield open at audio and power frequencies. However, all capacitors have their own self-resonant frequency, and you may need to parallel two or three capacitors of different values.

Three basic op-amp gain configurations—non-inverting, inverting and differential—each have different RF sensitivities. The non-inverting, unity-gain buffer amplifier is the most sensitive, and the well-balanced differential input stage the least sensitive. Manufacturers sometimes use an instrumentation amplifier input stage consisting of two unity-gain, non-inverting buffer amplifiers followed by a well-trimmed differential amplifier. In high RF environments, it may be necessary to replace the input buffers with jumpers to lower the input impedance for the sake of RF stability.

At both AM and FM frequencies, series-resonant L/C networks can be placed from each line of a balanced pair to ground to bypass incoming RF. These devices should be placed just inside the chassis and directly at connector terminals. At FM frequencies, self-resonant (parallel) chokes may be placed in series with the incoming lines, which should be shunted with capacitors that yield a maximum of 2 Ω reactance to ground at the RF frequency of interest.

A typical self-resonant choke for 100MHz would be a single-layer solenoid approximately 1/8-inch in diameter and 1-inch long. It is tuned by varying the spacing between windings and thus changing the distributed capacitance. You can expect approximately a 45dB reduction of RF energy from such a network.

A helpful but almost unknown device in audio is the common-mode filter (Figure 5). When inserted in a balanced line, these filters are effective in troublesome RF environments. A typical filter will consist of a common-mode choke made up of dual, highly symmetrical windings on a common toroid core, two 1,000pF capacitors, and two 10k Ω termination resistors. A well-designed filter will have a differential bandwidth of greater than 200kHz when driven from a low-impedance source, but a common-mode bandwidth of only 26kHz. When the choke sees a differential signal (equal amplitude and opposite polarity), the magnetic fields created in

WE'RE MOVING

THANKS TO YOUR SUPPORT WE CAN NOW OFFER:

EXPANDED SALES & SERVICE DEPARTMENT

"NEW" MUSIC RESOURCES DIVISION

COMPLETE RETAIL SHOWROOM

PRIVATE DEMO ROOM

1020
NORTH
DELAWARE
AVENUE
PHILADELPHIA,
PA 19123

(215) 426-6700



TekCom
CORPORATION

Circle (93) on Rapid Facts Card

The signal references are then tied together via a star-wire system. To allow proper grounding, some equipment manufacturers provide a terminal strip on their equipment, with the signal reference on one terminal and the chassis ground on an adjacent terminal.

With large systems, such as a production center, where many pieces of equipment must be interconnected, a *star of stars* is the correct approach. The hub of the stars is again the central point of the signal distribution, usually the master control or termination area. The time spent in carefully planning a signal reference system will pay large dividends.

- Connect all inputs and outputs together leaving the drain (or shield) floating at one end. Grounding the cable shield at the input end allows a common mode feedback signal to be placed on the shield. Either end may be grounded with the other end left floating, but be consistent with your system. Connecting both ends to the shield can cause power line-related currents to flow between equipment through the shield, and induce a signal into our audio inputs.

Balanced outputs are connected in the traditional fashion. Unbalanced outputs should be connected so that the signal is forward-referenced (Figure 4). This is accomplished by connecting the non-inverting (+) input to the output terminal, and the inverting (-) input to ground (signal-reference) terminal of the unbalanced output. Any voltage difference that still remains between the two pieces of equipment will be ignored by the input as a common mode signal.


- With jackfield and patchbars, use a fully balanced interconnection arrangement, which allows connecting to unbalanced outputs while maintaining forward referencing.

Because the shield lines of the jacks are not usually switched, a jackfield presents an interesting problem in light of the above recommendations. If you wire the jackfield so that the drain wires tie across from output jack to input jack as a part of the normalised wiring, and do not bus together the grounds, everything is fine—until you patch. Then, you have improperly tied the grounds together. The best way to wire a jackfield is to tie all drain wires at the equipment ends, both input and output, but *not* at the jackfield. Then at the jackfield, bus together all grounds, and tie them to the system grounds as though it were a separate piece of equipment, using a separate insulated ground wire.



SCHOEPS
STUDIO
CONDENSER
MICROPHONES

Professional Boundary Layer Microphone ...



an addition to our Colette-family

— Contact —

- AUS Klarion Enterprises Pty. Ltd. P. O. Box 379, South Melbourne, Victoria. 3205. Tel.: (03) 613541
- A Studer Revox Wien Ges. m. b. H., Ludwiggasse 4, 1180 Wien, Tel.: (0222) 473309
- B Heynen B.V., Bedrijfsstraat 2, 3500 Hasselt. Tel.: 011-210006
- BR Centelec Equipamentos e Sistemas Eletrônicos Ltda., 20561 Rio de Janeiro/R. J., Tel.: (021) 268-7948
- CDN Studer Revox Canada Ltd. 14 Banigan Drive, Toronto, Ontario, M4H 1E9, Tel.: 416-423-2831
- SF Lounamaa Electronics Oy, Uimarinpolku 27 A, 00330 Helsinki 33, Tel.: 90-488566
- F ELNO S. A., 18-20, rue du Val Notre-Dame, 95100 Argenteuil, Tel.: (1) 39.82.29.73
- HK Audio Consultants Co., Ltd., 58 Pak Tai Street, Kowloon, Hong Kong B. C. C., Tel.: 3-7125251
- I TDS - Tecniche del Suono S. r. l., Piazza Crivellone, 5, 20148 Milano, Tel.: 46.96.105
- IL Kolinor Ltd., 18 Ha'arba'a Street, Tel-Aviv, Tel.: 03-263298
- J Imai & Company Ltd., 1-6 Tomihisacho, Shinjuku Tokyo, Tel. (03) 357-0401
- NL Heynen B.V., P. O. Box 10, 6590 AA Gennep, Tel.: 08851-96111
- N Siv. Ing. Benum A/S, Boks 145 Vinderen, Oslo 3, Tel.: (02) 145460
- P G. E. R., Av. Estados Unidos da América, 51-5^o, Dto. 1700 Lisboa, Tel.: 884021
- E Singleton Productions, Via Augusta, 59 Desp. 804 - Edif. Mercurio, Barcelona-6, Tel.: 237 7060
- S NATAB Akustik AB, P. O. Box 6016, 55006 Jonkoping, Tel.: 036-142480
- CH PAJAC - Jaques Zeller, Morges 12, 1111 Echichens, Tel.: 021-722421
- GB Scenic Sounds Equipment Marketing Ltd., 10 William Road, London NW 1, Tel.: 01-3871262
- USA Posthorn Recordings, 142 West - 26th Street, 10th Floor, New York City, N.Y. 10001, Tel.: (212) 242-3737

Schalltechnik Dr.-Ing. Schoeps GmbH,
Postbox 410970 D-7500 Karlsruhe, Telex 7826902, Tel. (0721) 42016/42011

Circle (92) on Rapid Facts Card

Figure 3. The best common mode rejection is obtained from circuits that use both precision resistors, a trim pot and a capacitive trim control.

or differential input to reject a signal that, referenced to ground, has the same amplitude and phase on both inputs. The amount of CMR needed is directly dependent upon the amplitude of the common mode signal.

If, for example, the power line-related voltage difference between two chassis was measured and found to be 200mV (-11.76dBu), and if you wanted a noise floor of -90dBu, the amount of CMR needed is the difference between these two amplitudes, 78.24dB at the frequencies of interest.

Not all differential input stages are capable of the same level of performance. To achieve the degree of common mode rejection to which most op-amps are capable requires some very careful design, PC layout and adjustment.

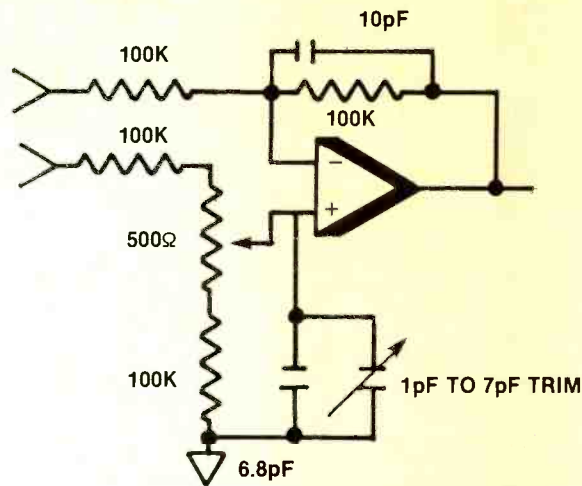
Low-frequency CMR is achieved by making the resistive portion of the differential-amplifier gain determining network a *balanced* bridge. Some manufacturers use 5% resistors to form the differential input stage, while others use 1% metal-film resistors but do not use trimmers to precisely balance the bridge. The best solution is to use both 1% resistors and a stable trim resistor to achieve high degrees of CMR (Figure 3).

The average CMR that can be expected with 5% resistors is 26dB, whereas 40dB levels are possible with 1% resistors. A carefully trimmed input stage is capable of better than 100dB of CMR at low frequencies. To achieve any kind of high-frequency CMR requires that stray capacitance also be trimmed out.

Practically speaking, 75dB of CMR is achievable to 20kHz by adding a capacitive trim, and even greater CMR can be achieved using very careful PC layout. The precision balance of the resistor/capacitor bridge around the op-amp makes the common mode signal exactly equal at the device's inputs, and the common mode signal is then rejected by its input stage.

Although it's possible to achieve 90dB of CMR in a transformer, most devices on the market won't begin to come close to that figure.

It is usually preferable to use an active input stage (provided it has been correctly designed), rather than a transformer, because of its freedom from low-frequency distortion, hum susceptibility, and (sometimes) frequency response er-



rors and ringing. If the common mode signal cannot be reduced below 2V or 3V, as is often the case with telco feeds used during broadcast remotes, for example, a transformer input should be used. The transformer has an almost unlimited common mode input voltage range (not rejection) capability.

Interconnect

If you adopt the following rules for the interconnection of your equipment, hum-free audio can almost always be achieved.

- All equipment *must* have well-trimmed, high-impedance balanced inputs. This is absolutely necessary to reject the residual power line-related voltage differences between pieces of equipment. For equipment that does not have balanced inputs, use one of the many interface boxes available. Better yet, install internal balanced inputs, an approach that provides control over the interface grounds.

- All equipment should have balanced, low-impedance outputs. Satisfactory performance from unbalanced outputs can often be obtained by following these same rules, provided that the existing output is low impedance (100Ω or less) and the line is as short as possible and not located in a high RF field.

- Interconnect all pieces of equipment with a separate *insulated* ground wire, size No. 14 or larger. Arrange the ground wires to form a star or single-point ground system. The hub of this star could be a ¼-inch thick copper plate about 4"x6", and located physically at the center of the audio signal hub, such as an audio console or interface rack. The copper plate needs to be insulated from *any* other ground. Add an additional wire to

the star to connect the copper plate to the system's house-power ground located within the power box. Better yet, go directly to the power company's local grounding point, which is preferably a water pipe rather than a ground stake, and be sure to use your own clamp.

At times, the star configuration must be created using the third-wire safety ground of the power cord. This method is inferior to using a separate conductor from the power system star ground, because the ground reference third-wire may have a power-related signal induced into it by the parallel runs of power wiring. However, if the equipment does not have a signal ground reference within the chassis that can be floated, then this may be the only recourse.

Do *not* be tempted to eliminate the third-wire safety ground. First of all, it is not wise from the point of operator safety. Secondly, for any equipment not mounted in racks, it can increase the unit's susceptibility to RF. Finally, it is *illegal*. In every installation all third-wire safety grounds should have a separate wire that returns to the power box from every isolated-type outlet.

Do *not* use the metal conduit as a substitute for the separate third wire, since its use will disturb a star configuration. Third-wire grounds should tie together in the power box via a copper bus bar that is floating from the box and tied to the power system ground point via a 0000-gauge cable.

In any case, all signal references must be tied together with a separate wire other than the drain of the shielded pair used to interconnect the signals. These references can be tied together via a brute-force system by the equipment racks in which the equipment is installed.

fails to see such equipment as an element of a long audio chain, and potentially the limiting element. Although you will actually never put a signal into that upper portion of the 200kHz bandwidth, it must exist to achieve the necessary 30kHz to 40kHz system bandwidth. (Remember, two pieces of equipment, each with a -3dB point at 20kHz, will have a system response of -6dB at 20kHz.)

Slew-rate limitations, on the other hand, are large voltage-swing limitations; again they have to do with the actual current output required of a stage driving a capacitance. It is important that no amplifier be allowed to slew limit, since high-frequency intermodulation distortion will result. If an amplifier can provide adequate current to a cable to allow full output swing to 30kHz at low THD, the chances are practically zero that it will ever slew rate limit with normal audio.

So, to maximize the interconnect performance in a system, perform the following: move to a low output impedance of 60Ω balanced on all equipment; keep the cable runs as short as possible; where long lines are unavoidable, use low-capacitance cable; and make sure the device driving a long line can supply the necessary current at high frequencies.


Another benefit of a 60Ω output impedance is that there is only a 0.8dB amplitude difference between a bridging input and a 600Ω input. The advantage of this may not be immediately obvious. Consider a typical situation where the nominal system reference (OVU) is +8dBu. Next, you must realize that although the normal peak-to-average ratio (crest factor) of most audio is 8dB to 10dB, it may be as high as 16dB or even higher on very percussive material.

Assume that you are feeding a bridging input from a 600Ω system (the output voltage will be 6dB higher without a 600Ω termination). Now let's add up the amplitudes: +8dBu (system average) +16dB (peak-to-average ratio) + 6dB (for no termination) is equal to +30dBu peak output amplitude. Then, when you understand that a unity gain differential (op-amp) input stage running from ±15V supplies (typical for many pieces of equipment) clips at about +22dBu, you begin to see the need for reducing that last 6dB term. (Even if the nominal reference is +4dBu, the peak output amplitude will be +26dBu).

Common mode rejection

CMR defines the ability of a balanced

Every Good Chase Synchroniser should have...



An Integral Timecode Generator

Capable of jam sync in forward and reverse, and be lockable to video syncs or other external reference.



Different Lock Types

With the ability to run over timecode edits, and also to lock on simple frame edges. Machine interface calibration should be automatic.



Easy Offset Entry

One key to load an offset, one key to trim it. Fine trimming in 1/100 of a frame.



Simple Controls

Easy to use. One Key to chase enable, and led's to show timecode status



The Audio Kinetics name on it!

All this in one unit, plus all popular machine interfaces.

PACER

from the Masters of Synchronisation.

AUDIO KINETICS INC.

1650 Highway 35, Suite 5, Middletown

New Jersey 07748

Telephone: 201-671 8668 Fax: 201-671-6902



Circle (91) on Rapid Facts Card

October 1986 *Recording Engineer/Producer* 153

**You want it.
You need it.
You've got it!**

Recording Engineer/Producer goes

Monthly

beginning January 1987!

Every single month, you'll receive the kind of "how-to" guidance that will help you – the audio production professional – create the hottest new sounds. Stay on top of current trends in audio technology. And grow in your profession.


It's technical...it's operational...it's hands-on...
it's business...it's **now**.

Recording Engineer/Producer – monthly "must reading" for the professional audio production industry.



★ ★ ★ ★ ★ **Recording** ★ ★ ★ ★ ★
T.M. **ENGINEER/PRODUCER**

BRAIN CHILD



Yes, the MA 6 is a conceptual breakthrough of magnanimous proportions. Yes, the MA 6 is eons ahead of any other amplifier configuration. And yes, when the brains at Rane came up with it they had to take the rest of the afternoon off to recuperate.

The MA 6 is the first and only dedicated 6-channel amplifier. And presents an entirely new way of looking at the system amplifier approach.

Those used to a two channel will find this degree of flexibility amazing. It can act as a monitor amp for up to six separate channels of stage monitor mixing. Or drive a stereo pair of two-way speaker

systems bi-amped with two bridged pairs of 300 watts for the low end, and two 100-watt channels for the high end, with limiter drive protection. Or run three bi-amped monitors at 100 watts each section. Or three passive monitors at 300 watts.

A single MA 6 does it with less size. With less weight. And at a suggested list price of \$1,299, it costs less than the equivalent number of two channel amps.

Once you see this baby, you'll want to start a family of your own. Rane Corporation, 6510 216th Southwest, Mountlake Terrace, WA 98043. 206/774-7309.



**RIGHT
AS
RANE**

Circle (82) on Rapid Facts Card

RMS, which yields a peak output voltage of 34.69V. Therefore, $SR = 6.529 \times 10^6$ volts per second.

Now that you have calculated the required slew rate, let's calculate the current necessary to do so. Recall that the 1,000 feet of cable has a capacitance of 32nF (32 pF/ft).

Therefore, using the formula,

$$I = C \frac{dv}{dt}$$

at +26dBu output, $I = 32 \times 10^{-9} \times 4.119 \times 10^6$; or 131.8mA. At +30dBu output, $I = 32 \times 10^{-9} \times 6.429 \times 10^6$, or 208.9mA.

Suppose that you wish to drive the

same line with time code, and that a 100kHz full-voltage output is required. $SR = 2 \times 3.14 \times 100,000 \times 21.85$, or 13.73×10^6 volts per second. (At +30dBu, $SR = 21.76 \times 10^6$ volts per second.) In this case, the line length is limited to considerably less than 1,000 feet.

If you want a full output to 100kHz, then you really need a small-signal bandwidth of at least 300kHz, which limits the total cable capacitance to 8.84×10^{-9} Farads. At 32pF/ft, the maximum cable length we can use is 276 feet. The current required is $8.84 \times 10^{-9} \times 13.73 \times 10^6$, or 121.4 milliamps. (At +30dBu output, $I = 192.4\text{mA}$.)

If longer cable lengths are required, low capacitance cable—of the order of 6pF/ft—is the only alternative.

All of the above assumes a 30kHz interconnect full-voltage capability, a recommendation for minimum system performance. I would recommend that a 200kHz small-voltage bandwidth capability be the minimum design goal to achieve the flattest response and minimum phase shift at high frequencies for good overall system performance.

It is important to recognize the difference between the small-signal bandwidth of an interconnect and its slew-rate limitations. Small-signal bandwidth sets the 3dB cutoff of the interconnect filter, which in turn describes the flatness of the response at 20kHz. Additionally, this 3dB point has phase shift that will also be reflected back to 20kHz.

You must remember that every element of an audio system will contribute its 3dB cutoff and associated phase shift to the overall performance of the system. As a result, every element must be viewed as one section of a large, multiple low-pass filter; and although one element may have adequate response to 30kHz or 40kHz, it is the cumulative effect of these filter sections that's of major concern.

At first glance, the proclaimed need for a wide bandwidth of 100kHz to 200kHz in both the equipment and the interconnect may seem outlandish. However, when you realize that major recording and production facilities may have from 10 to 20 pieces of equipment in the audio chain, each contributing its own cutoff characteristic, you begin to realize the magnitude of the problem in achieving adequate high-frequency performance through the system.

For years, manufacturers of audio equipment have mistakenly considered an upper bandwidth of 30kHz to 40kHz to be adequate. This narrow viewpoint

Because that's where you'll find the exclusive southern California dealer for NEOTEK's remarkable ELITE consoles.


YOU DON'T HAVE TO GO TO GREAT LENGTHS TO GET HIGH PERFORMANCE,

If you'd like to hear for yourself the truly unprecedented sound quality that has the recording business humming a different tune, just drop by AEA. You'll be more than impressed with NEOTEK's unexcelled equalization, their tremendous flexibility, high quality components and their rugged modular construction.

JUST TO PASADENA.

The NEOTEK ELITE features dual-signal paths through each input, non-VCA grouping, multiple line inputs, and MIDI compatibility. Minimal stage signal flow design yields simple, logical control of complex operations with NEOTEK's legendary sonics.

We've gone to great lengths to bring you the broadest line of high performance audio products found under one roof. All you have to do is find Pasadena. It's easy. Just follow the parade.



audio
engineering
associates




1029 North Allen Avenue
Pasadena, CA 91104
(213) 684-4461, (818) 798-9127

Circle (88) on Rapid Facts Card

THE 81ST CONVENTION OF THE AUDIO ENGINEERING SOCIETY—

LOS ANGELES
CONVENTION CENTER &
THE LOS ANGELES HILTON



THE ONLY U.S. AUDIO
EVENT OF 1986! EXHIBITS,
WORKSHOPS, TECHNICAL
PAPERS AND TOURS, & MORE.

THE AUDIO ENGINEERING SOCIETY
60 EAST 42ND STREET—RM. 2520
NEW YORK, NY 10165 (212) 661 2355

LOS ANGELES, CA.
NOV. 12-16, 1986

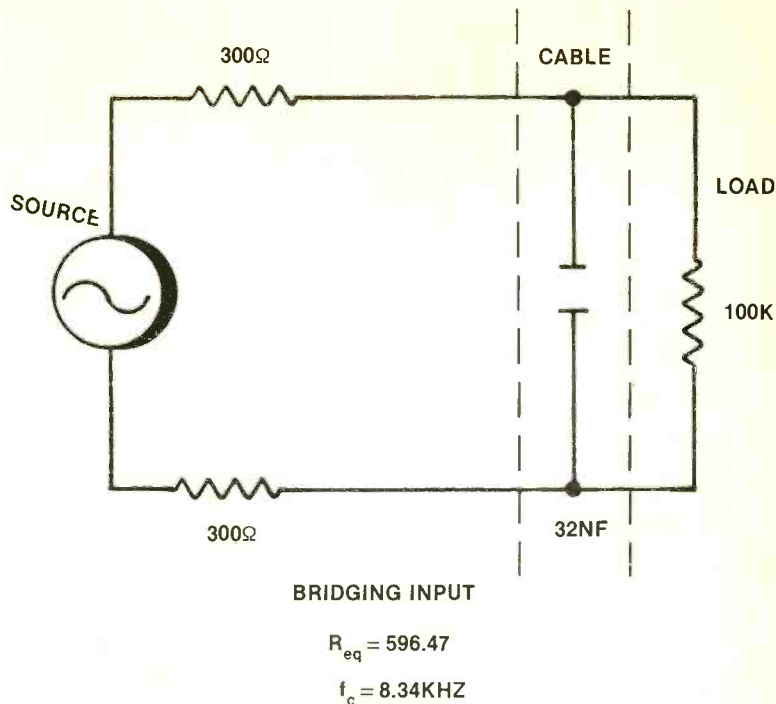


Figure 2. Using a 600Ω impedance to drive a long line can result in a low cutoff frequency, in this typical case 8.3kHz.

cutoff you can tolerate. You might think that a lower source impedance would improve things even further. This is not normally the case, however. Because of series inductance in the cable, lower source impedances will result in high-frequency peaking.

In addition to the small-signal bandwidth limitation set by the interconnect low-pass filter, an additional problem is created by the cable's capacitance. If you are to drive the cable to any appreciable voltage swing at high frequencies, you will need a current from the line or buffer amplifier to feed that capacitance. The amount of required current is in direct proportion to the total cable capacitance and output slew rate at the highest frequency to be sent. Slew rate is the rate of voltage change per unit of time. In this usage of the term, slew rate refers to the *linear* slew rate of an amplifier—that is, the amplifier is not allowed to go into saturation.

Linear slew rate is defined as follows:

$$SR = 2\pi f V_p$$

$$\text{Where SR, slew rate} = \frac{dv}{dt}$$

Here, f is the minimum upper frequency for full voltage response, and V_p the peak output voltage from the amplifier.

The amount of current that is required to feed the cable, or in fact any capacitance, is given by:

$$I = C \frac{dv}{dt}$$

Consider the following example: you have 1,000 feet of cable and expect to be able to pass 30kHz at the maximum output of our consoles. (Let's use a maximum output for most equipment of recent design of +26dBu, and another output of +30dBu.) What is the required drive current from your console that meets these criteria? A level of 0dBu is a voltage reference of 0.7746V (the same voltage that 0dBm produces across 600Ω).

$$dBu = 20 \log (V/0.7746)$$

$$V = [10^{(dBu/20)}] 0.7746$$

A level of +26dBu is equivalent to 15.46V RMS output; the peak output voltage is 1.414xRMS or 21.85V. Therefore, $SR = 2\pi \times 30,000 \times 21.85$, or 4.119×10^6 volts per second (or 4.119V per microsecond, if you prefer).

Also, +30dBu out is equal to 24.50V

ADD YOUR NAME TO OUR FAMILY OF SATISFIED CUSTOMERS.

- | | |
|---|--|
| Cornell University
Ithaca, NY | Loft Studios
Buffalo, NY |
| Eastman School of Music
Rochester, NY | Image Recording
Olcott, NY |
| Strasburgh Planetarium
Rochester, NY | Jeff Tyzik
Polygram Records |
| Mild Mannered Records
Tampa, Florida | Ian London Productions
Long Island, NY |
| John Young Planetarium
Orlando, Florida | Rochester Institute of Tech.
Rochester, NY |
| UCA Recording
Utica, NY | WVOR-FM
Rochester, NY |
| WXXI - TV/FM/AM
Rochester, NY | PCI Studios
Rochester, NY |
| Hayden Planetarium
New York City | Your Name Here |

TAC SCORPION
16 x 8
w/16 Monitor

TASCAM M-16
(Auto Locator
& DBX Noise Reduction
& Floor Cabinet Extra)

16 Track Package
Under \$14,995

AMEK/TAC MATCHLESS
26 x 24
w/Patch Bay

MCI-SONY JH-24
with Auto Locator III

24 Track Package
Under \$44,950
(includes custom harness)

Call Us about
The Best Studio Monitors
Money Can Buy!

AFFORDABLE EXCELLENCE

CSE Audio
1200 Scottsville Road
Rochester, NY 14624
716 • 436-9830

Lease/Purchase programs available

AMEK/TAC • ADAMS-SMITH • NAKAMICHI • ASC/TUBES • ART/MXR • AVL • APHEX • BEYER • DYNAMIX • MRL • CROWN/PZM • HAFLE • COUNTRYMAN • MILAB • EMULATOR • ORBAN • EV/SENTRY • LOFTEC • AKG • KLARK-TEKNIK • PERREAUX • RAMKO • SAMSON • SCS • SHURE • SCOTCH/3M • MCI/SONY • TANNOY • TASCAM • USAUDIO • VALLEY PEOPLE • VISIONIKS • WHIRLWIND • MARK OF UNICORN • DIGI DESIGN • OPCODE • AND MUCH MORE!

Circle (86) on Rapid Facts Card

find yourself in a situation where it is impossible to use conduit, and virtually impossible to have a separate space for audio and power lines, where audio and power lines must cross do so at 90° angles.

- Tie all equipment together in a star configuration—in other words, all power lines should have their grounds referenced to a single point, rather than being daisy-chained—with *insulated* ground wires to minimize any potential differences between pieces of equipment.

Interconnection systems

Although not yet adopted universally, the voltage-sourced-balanced interconnect system is the preferred method. The single-ended, IHF interconnect system found in semi-pro equipment is not usable, because of its inability to reject normal power line-related voltage differences. (Although the latter is now minimized by tying the equipment together with separate ground lines that still exist between various pieces of audio equipment.)

The 600Ω, power-matched system, which was developed in the days of tube equipment to achieve maximum signal-to-noise ratio, is falling from favor. With modern op-amp technology, it is no longer necessary (or even desirable) to terminate audio lines with a matched low impedance. The foil-shielded audio cable used today does not have a characteristic line impedance of 600Ω; it's usually below 100Ω.

The voltage-sourced interconnect system with low (50Ω to 60Ω) source impedance and relatively high (10kΩ and up) input impedances is becoming the accepted practice. An output impedance of 50Ω to 60Ω has been found to be the optimum drive Z for today's foil-shielded audio cables. Advantages include: less power drawn at low frequencies from the source equipment (normally no 600Ω loads) and therefore less heat generated; lower noise pickup by interconnect lines because of the lower equivalent line impedance; and, most importantly, five to 10 times the cable length may be driven for a predetermined high-frequency cutoff point.

To understand this last statement, you need to understand that the equipment's output impedance combines with the capacitance of the interconnecting cable to form an R-C low-pass filter. For example, if you use 1,000 feet of shielded pair (not uncommon in larger, interconnected facilities) whose capacitance is 32-F/ft between conductors, with a drive

impedance of 600Ω and a bridging 100kΩ input, then the high-frequency cutoff is only 8.34kHz (Figure 2).

With the line terminated in 600Ω, the situation improves to 16.68kHz. By dropping the source impedance to 60Ω, the bandwidth of the connection is now 83.4kHz.

Total capacitance is determined by the following formula:

$$C = \frac{1}{2\pi f R}$$

C is the maximum allowable cable capacitance, R the output impedance (60Ω), and f the lowest small-signal HF

**“THESE NUMBERS WILL
CHANGE HOW YOU LOOK AT
AUDIO EDITING, FOR GOOD.”**

1162

Here's where you'll get your first opportunity to go hands-on with the most powerful audio editing system on the market today. See it in our SMPTE booth #1162 in New York City.

641/643

Here's your second chance to prove to yourself that there really is a better way to do audio for video editing. See the Soundmaster™ in our AES booth #641/643 in Los Angeles.

\$10,335

That's all you should pay for a world class (absolutely turn-key) two machine system *including* the synchronizers. If you can't see it in New York or Los Angeles, you can contact us for the name of your authorized dealer or see it in your competitor's editing suite soon.

soundmaster

Soundmaster International, Inc., 306 Rexdale Boulevard, Unit #5
Toronto, Ontario, Canada M9W 1R6, (416) 741-4034 - Telex 06-963548

Interconnecting Audio Equipment

By Allen Burdick

Correctly interfacing recording and production equipment to provide clean, noise-free audio presents its own set of unique problems.

Achieving a clean, noise-free audio is a challenge that mixing and production engineers must face daily. Fortunately, the tools are available and the highest price to be paid is usually that of time and care during system design and installation.

There are five major areas, other than choosing quality equipment, that must be properly addressed to achieve dependable, high-quality audio: proper power system installation; interconnection system methods; RF immunity; proper headroom and signal-to-noise ratios; and correct operation within the system's limits.

Power system installation

If all of the lighting and equipment in the world ran on direct current, as Edison had wanted, then the only problems we'd face would be that of RF immunity and the selection of equipment that provided low noise and distortion levels, and wide bandwidth. As everyone knows, however, this is not the case.

Probably the largest single source of audio interference is that of power line-related signals being added to the audio signals. Most of this problem is a result of normal 50Hz or 60Hz voltage differences that exist between equipment chassis (Figure 1). These differences result from the different electromagnetic environments that each piece of equipment experiences. The interference may be caused by nearby ac power lines, magnetic leakage from an internal power transformer or from powering the various pieces of equipment from different legs of a 3-phase power distribution system. In addition, higher frequen-

cy audio noise may be *conducted* into the equipment via the power line. Our objective is to reduce or eliminate these potential sources of interference.

The following generally accepted rules should be observed:

- Use a separate, dedicated feeder for all audio equipment. Install a separate transformer (if required) and breaker panel as close as possible to the audio equipment. This separate feeder should originate as close as possible to the point of power entry into the building, which will provide the lowest possible source impedance. Likewise, the equipment grounding conductor should also originate from the cleanest possible source (see below).
- If the previous arrangement is not possible, try to use only one of the three

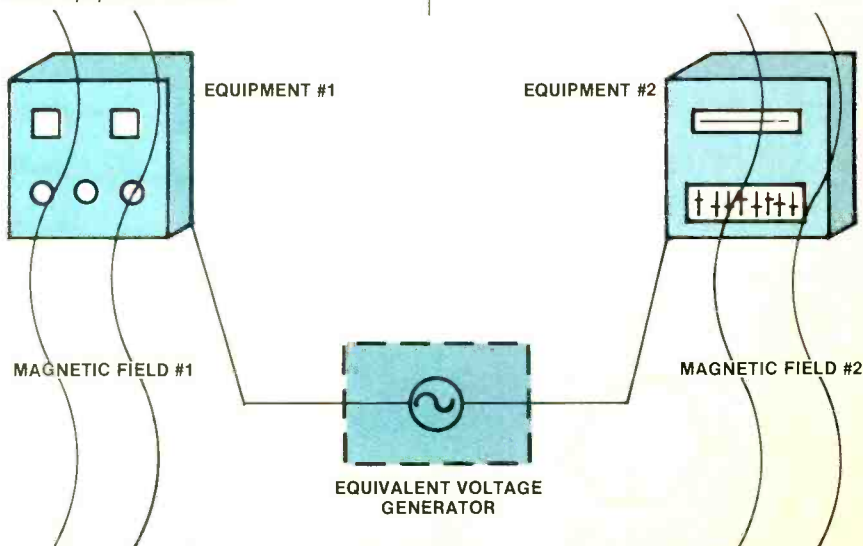
available phases to power all audio equipment. Perform load balancing on the other two phases with lighting, air conditioning and other equipment.

- Keep all high-power switching equipment—such as SCR lighting controls and motor switching—off the separate feeder (or phase) used for audio equipment.

- To minimize conducted and leakage coupling, use equipment that has input line filters and quality power transformers. Occasionally, a high-isolation transformer with ultra-low coupling capacitance between windings may be necessary to eliminate high-frequency interference conducted from the power line.

- Provide individual (separate) steel rigid conduit runs for power and audio lines, separated physically as much as possible to avoid induced power-related signals. Be sure to use ferrous metals (not aluminum) for magnetic shielding. If you

Figure 1. Most interference stems from power-line signals and voltage differences between equipment chassis.



Allen Burdick is president of Benchmark Media Systems, Syracuse, NY.

Tape machines, digital
Advanced Music Systems (718)

Apogee Electronics (1402)
JVC Company of America
(Serrano Room, Hilton Hotel)

Lexicon (424)
Mitsubishi Pro Audio Group (526)

New England Digital (Rooms 216 A & B, Convention Center)

Otari (110)
Sony Broadcast Products (300)

Tape machines, mag film
Mitsubishi Pro Audio Group (526)

Tape machines, replacement heads
JRF Magnetic Sciences (726)
Saki Magnetics (726)

Test & measuring equipment

ACO Pacific (827)
Apogee Electronic (1402)
Audio Precision (826)
B&B Systems (925)
Bruel & Kjaer (240)
Cal Switch (205)
Cetec Ivie (644)
dbx (121)
Dorrough Electronics (745)
Gold Line (443)
Gotham Audio (520)
IQS (702)
Kenwood Communications (933)
Klark-Teknik Electronics (608)

Research Technology International (948)
Sound Technology (808)

Time code synchronizers

Adams-Smith (446)
Audio Kinetics (117)
Cipher Digital (840)

Fostex Corporation of America (500)
JVC Company of America
(Serrano Room, Hilton Hotel)
Otari (110)
Skotel (947)
Soundmaster International

(641)
Studer Revox America (312)
Timeline (903)

VU/PPM meters
Audio Analyse Instruments (919)
Selco/Sifam (806)

R-E/P


Moving?

Take us with you.

Just peel off the subscription mailing label and attach it to the address change card located at the front of this issue. Please allow 6-8 weeks to process your address change.

Recording
ENGINEER/PRODUCER

IT'S TIME THE WORLD FOUND OUT ABOUT



THE 32 TRACK EDGE.

Recently one of our customers was considering a 24 track digital tape recorder until he found out about the new OTARI MX-80 2" 32 track analog machine. His comment was:

"No matter what I do it's still 24 tracks. But with the OTARI MX-80 and the new DOLBY SR noise reduction, I can compete with digital for 1/3 the cost and have an extra 8 tracks. That gives me the edge."

Lake agrees. We are a full line authorized dealer for OTARI and over 200 other product lines. We sell, service and support systems all over the world. For further information call us at 617-244-6881.

LAKE

THE AUDIO COMPANY

55 Chapel Street
Newton, MA 02160, U.S.A.
(617) 244-6881

Circle (84) on Rapid Facts Card

October 1986 **Recording Engineer/Producer** 145

*Power amplifiers,
continued*

RTS Systems (844)
Tannoy North American (438)
Technics (901)
Times One (1001)

Racks & stands

Korg USA (814)
Professional Sound
Corporation (1409)

Recording tape

Agfa-Gevaert (208)
Ampex (101)
BASF (125)
Magnefax International (349)
Research Technology
International (948)
Sukyong International (736)
3M/Magnetic Tape Division
(212)
Zonal (941)

Signal processors

Advanced Music Systems (718)
AKG Acoustics (236)
Alesis (910)
Altec Lansing (822)
Apex Systems (626)

API Audio Products (728)

Applied Research &
Technology (746)
Audio/Digital (Hillhurst Room,
Hilton Hotel)

Barcus-Berry Electronics (912)

BGW Systems (201)
Biamp Systems (1412)
Cetec Ivie (644)
Connectronics (730)
DCS Audio Products (602)
DOD Electronics (646)
D&R Elektronika (747)
ElectroSpace Developments/
PMI (549)

Eventide (313)

Gotham Audio (520)
Ibanez (831)
Inovonics (607)
JBL Professional (326)
Klark-Teknik Electronics (608)
Korg USA (814)
Lexicon (424)

Orban Associates (324)

Peavey Electronics
(Larchmont Room, Hilton
Hotel)
Publison America (634)
Renkus-Heinz (700)
Roland Corp. US (440)

Sontec Electronics (946)
Studio Technologies (741)
Valley People (250)
Yamaha (114)

Sound samplers

E-Mu Systems (Glenwood
Room, Hilton Hotel)
International Music Company/
Akai Digital (546)
Korg USA (814)
New England Digital (Rooms
216 A & B, Convention
Center)
Roland Corp. US (440)
360 Systems (922)

Synthesizers & keyboards

E-Mu Systems (Glenwood
Room, Hilton Hotel)
Fairlight Instruments (Room
202, Convention Center)
Korg USA (814)
Kurzweil Music Systems
(Verdugo & Del Mar Rooms,
Hilton Hotel)
New England Digital (Rooms
216 A & B, Convention
Center)
Roland Corp. US (440)

Steinway and Sons
(Brentwood Room, Hilton
Hotel)
Yamaha (114)

**Tape duplication, cassette
& reel-to-reel**

AEG (928)
American Multimedia/Concept
Design (731)
Apex Machine Company
(1404)
Audico (211)
Audio Video Consultants (343)
Kenneth A. Bacon (805)
BASF (125)
Dwight Cavendish Company
(940)
Cetec Gauss (340)
CST Sales (1403)
Educational Electronics (904)
Electro Sound (724)
Inovonics (607)
IPS (848)
King Instrument (346)
Magnefax (349)
Paktec (1406)
Sukyong International (736)
Telex Communications (735)
TTL USA (729)
Versadyne International (1417)
Zonal (941)

Tape machines, accessories

American Recorder
Technology (906)
Fife-Pearce Electronic
Company (950)

Tape machines, analog

AEG (928)
Audio Media Research
(Larchmont Room, Hilton
Hotel)
Fostex Corporation of
America (500)
International Music Company/
Akai Digital (546)
JBL Professional (326)
Nagra Magnetic Recorders
(203)
Otari (110)
Sony Broadcast Products (300)
Studer Revox America (312)
TASCAM/TEAC Corporation
of America (412)
Technics (901)

Tape machines, cartridge


Otari (110)

Tape machines, cassette

Nakamichi (812)
Sony Professional Audio (300)
Studer Revox America (312)
TASCAM/TEAC Corporation
of America (412)
Technics (901)
Yamaha (114)

THE VERY HEART OF YOUR TAPE MACHINE

Can you trust it to just anyone?



The audio magnetic professionals with the track record to prove it.

Complete lab facilities • Over 20-years of in-depth experience

Specializing in restoring worn, unserviceable magnetic heads
for a fraction of the replacement cost.



101 Landing Road • Landing, NJ 07850 • 201/398-7426 • Telex: 325-449

Circle (81) on Rapid Facts Card

Sony Broadcast Products (300)
Swintek Enterprises (1416)
Telex Communications (735)

MIDI devices

Alesis (910)
JL Cooper Electronics (944)
Fairlight Instruments (Room
202, Convention Center)
International Music Company/
Akai Digital (546)
Korg USA (814)
Kurzweil Music Systems
(Verdugo & Del Mar Rooms,
Hilton Hotel)
360 Systems (922)

**Music & sound effects
libraries**

Sound Ideas (632)
27th Dimension (832)

Noise reduction systems

ANT Telecommunications/
Telcom (535)
dbx (121)
Dolby Laboratories (222)
Elison (920)

Patchbay & jack panels

Cal Switch (205)
Pacific Radio Electronics (929)
Pro Co Sound (748)

**Peripheral & miscellaneous
accessories**

API Audio Products (728)
Audio Analyse Instruments
(919)
Cal Switch (205)
Canare Cable (743)
Countryman Associates (704)
Industry West Electronics
(818)
Inovonics (607)
Klark-Teknik Electronics (608)
Oxmoor (942)
Pacific Recorders Electronics
(929)
Professional Sound
Corporation (1409)
SCV Audio (1414)
Selco/Sifam (806)
Technics (901)
Valley People (250)
Whirlwind Music Distributors
(434)
Wireworks (538)

Phonograph cartridges

Audio-Technica US (233)
Stanton Magnetics (120)

Power Amplifiers

Altec Lansing (822)
Audio Analyse Instruments
(919)

Audio Media Research

(Larchmont Room, Hilton
Hotel)

BGW Systems (201)
Biamp Systems (1412)
Boulder Amplifiers/Silver
Lake Research (1410)
Bryston (800)
Cetec Ivie (644)
Crest Audio (617)
Crown International (227)

Fender Musical Instruments
(849)
FM Acoustics (847)
Gotham Audio (520)
David Hafler Company (518)
Innovative Electronic Design
(732)
JBL Professional (326)

Meyer Sound (512)
Panasonic Industrial
Company/RAMSA (Room
209, Convention Center)
Peavey Electronics
(Larchmont Room, Hilton
Hotel)
Renkus-Heinz (700)

Transparent

Series 4000 professional microphones



86-269

Brüel & Kjær 

Brüel & Kjær Instruments, Inc.

HEAD OFFICE: 185 Forest Street, Marlborough, Massachusetts 01752 · (617) 481-7000 · TWX: 710-347-1187
REGIONAL OFFICES: MA (617) 481-7000 ext. 139 · NJ (201) 227-6100 · MD (301) 948-0494 · GA (404) 951-0115
MI (313) 522-8600 · IL (312) 358-7582 · TX (713) 645-0167 · CA (714) 978-8066 · (415) 574-8155 · WA (206) 625-1112
WORLD HEADQUARTERS: Nærum, Denmark · Sales and service in principal US cities and 55 countries around the world

Circle (83) on Rapid Facts Card

Loudspeakers, sound reinforcement

Anchor Audio (604)
Apogee Sound (1402)
Audio Media Research
(Larchmont Room, Hilton Hotel)
Cerwin Vega (Wilshire Rooms,

Hilton Hotel)
Cetec Gauss (340)
Community Light & Sound
(506)
Electro-Voice (317)
Fostex Corporation of
America (500)
Industry West Electronics

(818)
JBL Professional (326)
Martin Audio London Ltd./
Martin America (913)
Meyer Sound (512)
Panasonic Industrial
Company/RAMSA (Room
209, Convention Center)

Professional Audio Systems
(246)
Renkus-Heinz (700)
Turbosound (708)
Yamaha (114)

Microphones, accessories

ACO Pacific (827)
AKG Acoustics (236)
Audio-Technica (233)
Crown International (227)
Gold Line (443)
LTM Sound Department (834)
Penn Fabrication USA (939)
Pro Co Sound (748)
Professional Sound
Corporation (1409)
Valley People (250)

Microphones, pre-amplifiers

Boulder Amplifier/Silver
Lake Research (1410)
Focusrite (836)
RTS Systems (844)
Studio Technologies (741)
Valley People (250)


Microphones, studio & PA

ACO Pacific (827)
AKG Acoustics (236)
Audio Media Research
(Larchmont Room, Hilton Hotel)
Audio-Technica (233)
Beyer Dynamic (516)
Briel & Kjaer
Instruments (240)
Countryman Associates (704)
Crown International (227)
Electro-Voice (317)
Fostex Corporation of
America (500)
Gotham Audio (520)
IQS (702)
Milab International (838)
Peavey Electronics
(Larchmont Room, Hilton Hotel)
Sanken Microphones (750)
Schoeps/Posthorn
Recording (640)
Sennheiser (237)
Snare Brothers (107)
Sony Broadcast Products
(300)
Telex Communications (735)
Yamaha (114)

Microphones, wireless

Cetec Vega (350)
HM Electronics (341)
Peavey Electronics
(Larchmont Room, Hilton Hotel)
Samson Products (1407)


STUPID PROOF!



"Golleee, Wilbur... how d'ya adjust this EQ-lizer thing? It ain't got no knobs. Ya know this sound system needs adjustin', and we better fix it."

YOU don't adjust it, Wilbur!

Keep Wilbur's fingers off the EQ in your next installation. The EQ POD can be programmed *ONLY* by you with your 2800.



The 2800 features:

1. An automatic $\frac{1}{3}$ octave EQ that will equalize the room to a target curve within 30 sec.
2. RTA on $\frac{1}{3}$ octave centers with phantom powered mic input.
3. On Board computer with 16 non-volatile EQ memories, 8 non-volatile RTA memories.

Once set, the EQ POD digitally remembers the house curve YOU put in. The *ONLY* adjustment Wilbur and his friend can make is with a 12 pound sledge. Those 10 pm phone calls? ... a thing of the past.

Micro Audio manufactures three EQ PODS:

- The 1.0 with volatile memory and battery back-up.
- The 1.1 with non-volatile memory.
- The 1.2 which remembers eight curves, recallable only with a preprogrammed access code.

Give us a call today. We know there's a Wilbur near your latest installation you'd love to frustrate!

See our complete line of professional audio equipment.

MicroAudio

MICRO AUDIO
4438 S.W. Hewett
Portland, OR 97221
(503) 292-8896
TELEX 4997744 INTR

Circle (89) on Rapid Facts Card

AN INVITATION
FROM THE PUBLISHERS OF MIX

T H E • 1 9 8 6



JOIN US IN HONORING EXCELLENCE!

WHAT: The 1986 Technical Excellence and Creativity Awards

WHEN: Thursday, November 13, 1986
7:00 - 11:00 P.M.

WHERE: Hyatt Regency Ballroom
Downtown Los Angeles, California

If you're a member of the professional audio and music community, and you plan to be in Los Angeles during the 81st AES Convention, the Publishers of *Mix* invite you to attend the 1986 TEC Awards Celebration. These awards, as nominated and voted by you, the subscribers of *Mix* Magazine, honor outstanding achievements by individuals and companies in all facets of audio and music during the past year.

Don't miss one of the industry's premier annual events. Use the coupon below to order your tickets today, or call (415) 843-7901 for complete information. (All proceeds of ticket sales to the TEC Awards are divided among: the House Ear Institute, for research and training of specialists in the treatment of hearing disorders; the AES Educational Foundation; and the winner of the TEC Award for Recording School of the Year.) Ticket price is fully tax deductible.

Please reserve _____
ticket(s) at \$35 per ticket.

Please reserve _____
table(s) for 10 people at
\$350 per table.

I have enclosed my check
for _____.

Please charge the above to my Visa MasterCard

CARD # _____ EXP. DATE _____

SIGNATURE _____

Make check payable to: House Ear Institute/TEC Awards
(tax deductible)

NAME _____

TITLE _____

COMPANY _____

ADDRESS _____

CITY _____ STATE _____ ZIP _____

Mail to: TEC Awards Tickets, c/o Mix Publications, P.O. Box 2526, Berkeley, CA 94702.

Acknowledgement of receipt of ticket order will be sent immediately. Tickets will be sent in October 1986.

Equalizer, continued

Celestion (921)
Cetec Ivie (644)
dbx (121)
DOD Electronics (646)
Gotham Audio (520)
Klark-Teknik Electronics (500)
Orban Associates (324)
Oxmoor (942)
SVC Audio (1414)
Valley People (250)
Yamaha (114)

Equipment, cases

Anvil Cases (911)
BC Inc. (935)
Star Case Manufacturing (820)

Equipment, distributors

Everything Audio (449)
Gotham Audio (520)
Pacific Radio Electronics (929)
Professional Audio Services and Supply (703)
Westlake Audio (Room 210, Convention Center)

Equipment, rental

Digital Dispatch (801)

Headphones, headsets & intercom systems

AKG Acoustics (236)
Anchor Audio (604)
Audio Technica US (233)
Beyer Dynamic (516)
Fender Musical Instruments (849)
Fostex Corporation of America (500)
HM Electronics (341)
RTS Systems (844)
Sennheiser Electronics Corporation (237)
Shure Brothers (107)
Stanton Magnetics (120)
Swintek Enterprises (1416)
Telex Communications (735)

Lighting equipment

CAE Inc. (926)
Fender Musical Instruments (849)
LTM Sound Department (834)
Penn Fabrication USA (939)
VCL Audio (900)

Loudspeakers, component

Altec Lansing (822)
Cerwin Vega (Wilshire Rooms, Hilton Hotel)
Cetec Gauss (340)
Community Light & Sound (506)
Design Direct Sound (630)
Electro-Voice (317)
Fostex Corporation of America (500)
International Music Company/Akai Digital (546)
JBL Professional (326)
Panasonic Industrial Company/RAMSA (Room 209, Convention Center)
Penn Fabrication USA (939)
Professional Audio Systems (246)
Renkus-Heinz (700)
Turbosound (708)
Yamaha (114)

Loudspeakers, studio monitoring

Altec Lansing (822)
Anchor Audio (604)

APG Ingenierie (921)
Apogee Sound (547)
Audio Media Research (Larchmont Room, Hilton Hotel)
Cerwin Vega (Wilshire Rooms, Hilton Hotel)
Cetec Gauss (340)
Community Light & Sound (506)
Electro-Voice (317)
Fostex Corporation of America (500)
Gotham Audio (520)
JBL Professional (326)
Klark-Teknik Electronics (608)
Martin Audio London Ltd./Martin America (913)
Meyer Sound (512)
Panasonic Industrial Company/RAMSA (Room 209, Convention Center)
Studer Revox America (312)
Tannoy North America (438)
Technics (901)
Turbosound (708)
Westlake Audio (Room 210, Convention Center)
Yamaha (114)

PROVEN PERFORMERS FOR STAGE AND STUDIO

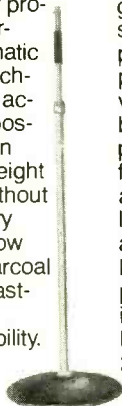
SB-36W

The preference for recording studios. Triangular cast-iron base with rubber casters for heavy duty stability. Adjustable counterweight, gyromatic swivel for microphone positioning. Boom length: 62". Height range: 48"-72".




MS-12S

The favorite of professional entertainers. Automatic clutch with touch-control sleeve action makes it possible to position microphone height to any level without the usual rotary adjustment. Low silhouette, charcoal finish, 10-lb. cast-iron base for maximum stability. Height range: 39"-62".



PS-C3

The ideal for music groups. Instant set-up, and compactness for transportation. Base and vertical tube combine in a single portable unit and feature spring-action telescoping legs. Extra low adjustment flexibility for seated performer or instrument-miking. Height Range: 26"-66".



SB-100W

The quality standard of the broadcast industry. Optimum positioning-range and mobility. 350° radius microphone-follower —by single knob operator-control. Precision balanced, oversized hardware for motion-functions,

heavy duty wheels. Boom length: 110" —Height range: 61.5"-92.5".



ATLAS SOUND, DIVISION OF AMERICAN TRADING AND PRODUCTION CORPORATION
10 POMEROY ROAD, PARSIPPANY, NJ 07054 (201) 887-7800

Consoles, recording & production, continued

VCL Audio (900)
Yamaha (114)

Consoles, sound reinforcement

Allen & Heath Brenell (819)
Amek Consoles (712)
Audio Media Research
(Larchmont Room, Hilton Hotel)
Audio-Technica (233)
Cetec Ivie (644)
Connectronics (730)
Design Direct Sound (630)
DOD Electronics (646)
Fender Musical Instruments (849)
Fostex Corporation of America (500)
Harrison Systems (618)
International Music Company/Akai Digital (546)
JBL Professional (326)
Klark-Teknik Electronics (608)
Rupert Neve (200)
Panasonic Industrial Company/RAMSA (Room 209, Convention Center)
Shure Brothers (107)
Sony Broadcast Products (300)
Soundtracs (740)
TASCAM/TEAC Corporation of America (412)
Yamaha (114)

Crossovers & frequency dividers

Apogee Sound (547)
BGW Systems (201)
Biamp Systems (1412)
Cetec Ivie (644)
DOD Electronics (646)
FM Acoustics (847)
Gold Line (443)
Klark-Teknik Electronics (608)
Peavy Electronics
(Larchmont Room, Hilton Hotel)
SVC Audio (1414)

Disc-mastering systems

Gotham Audio (520)
Sontec Electronics (946)

Drum machines

E-mu Systems (Glenwood Room, Hilton Hotel)
Korg USA (814)

Editing systems

Adams-Smith (446)
Advanced Music Systems (718)
Alpha Audio (508)
Audio Kinetics (117)

Cipher Digital (840)
CMX (828)
Fostex Corporation of America (500)
JVC Company of America
(Serrano Room, Hilton Hotel)
Lexicon (424)

Soundmaster International (641)


Educational courses & programs

Full Sail Center for the Recording Arts (829)
Institute of Audio-Video

Engineering (943)

Equalizers, graphic & parametric

API Audio Products (728)
Applied Research & Technologies (746)
Biamp Systems (1412)



CHICAGO'S ONLY WORLD CLASS MUSIC RECORDING STUDIO IS FOR SALE.

As part of a company re-organization, we are putting our Chicago area real estate holdings on the market, including our property that houses Pierce Arrow Recorders.

Originally constructed in 1979 and operated primarily as an in-house production facility, the studio and physical plant received extensive upgrades in 1981 and 1985.

The first of the new generation Hidley Sierra designs, our big, bright studio is generally acknowledged to be one of the very best tracking and mixing rooms in the country.

Pierce Arrow Recorders features an orchestra size studio with digital quality environmental isolation • Spring loaded floor and walls • A 1200 square foot all marble variable acoustic chamber • A large fully interfaced control room • Client support areas including technical services, client lounges, full service kitchen and executive offices.

We are offering this property for \$1,350,000.

A price that is well below our investment cost.

This is a great opportunity for a studio operator from a smaller market to move directly into the mainstream.


Or to a major market owner who has seen the limits of one location vertical growth, the Pierce Arrow facility would provide a proven toe-hold in a new marketplace. Chicago. An exploding market for corporate advertising, network television, feature films, and music recording services.

And put him into the market with the best room in town. Ours.

312-328-8950



Circle (80) on Rapid Facts Card



Product Directory

An A-Z listing
of 51 product categories.

This directory of products to be exhibited at the AES Convention lists the companies that manufacture equipment or offer services in 51 categories.

To find the companies that make a product in which you are interested, search for the appropriate category printed in bold face. The companies are listed in alphabetical order, along with booth numbers.

To save space, companies that were assigned more than one booth are listed only with the *first* booth number. For companies that have booth numbers *and* a demonstration room, only the first assigned booth number is listed. Companies with only demonstration rooms are identified with the room name or number along with its location (Hilton Hotel or Convention Center).

Complete booth information, as well as information on new and existing products, is available in the exhibitor listings, which begin on page 111. Also, the demo room map of the Hilton (page 104), the Convention Center's main floor map (pages 106-107) and its demo room map (page 110) show the complete assignments for all exhibitors.

Because of last-minute changes, there may be some discrepancies in the booth numbers. Be sure and check your convention program for an update.

Acoustic design & construction

Sierra Audio Acoustics (1025)

Acoustic treatment materials

Acoustic Sciences (1418)
Alpha Audio (508)
Monster Cable (833)
Penn Fabrication USA (939)
RPG Diffusor Systems (642)

Business software

Audiocast Conseil (927)
Studio Master Systems (909)

Cable & connectors

Cal Switch (205)
Canare Cable (743)
Connectronics (730)
Dialight Corporation/
Kulka Smith (951)
FM Acoustics (847)
Marshall Electronics (751)
Monster Cable (833)
Pro Co Sound (748)
Whirlwind Music Distributors (434)
Wireworks (538)

Compressor/limiters/ noise gates

Aphex Systems (625)
Biamp Systems (1412)
Cetec Ivie (644)

dbx (121)

DOD Electronics (646)
ElectroSpace Development/
PMI (549)
Gold Line (443)
Klark-Teknik Electronics (608)
Orban Associates (324)
Publison America (634)
Valley People (250)
Yamaha (114)

Consoles, automation systems

Audio Kinetics (117)
Digital Creations (445)
Harrison Systems (618)
Rupert Neve (200)

Consoles, digital

Rupert Neve (200)
Sony Broadcast Products (300)

Consoles, faders

Penny & Giles (209)

Consoles, recording & production

Allen & Heath Brenell (819)
Amek Consoles (712)
API Audio Products (728)
Audio Media Research (Larchmont Room, Hilton Hotel)

Audio-Technica (233)

Biamp Systems (1412)
Connectronics (730)
Design Direct Sound (630)
DOD Electronics (646)
D&R Electronics (747)
Fender Musical Instruments (849)
Fostex Corporation of America (500)
Gotham Audio (520)
Harrison Systems (618)
Innovative Electronic Design (732)
International Music Company/
Akai Digital (546)
JBL Professional (326)
Klark-Teknik Electronics (608)
Mitsubishi Pro Audio Group (526)
Neotek (540)
Rupert Neve (200)
Panasonic Industrial Company/RAMSA (Room 200, Convention Center)
Professional Sound Corporation (1409)
Shure Brothers (107)
Solid State Logic (226)
Sony Broadcast Products (300)
Soundtracs (740)
Studer Revox America (312)
TASCAM/TEAC Corporation of America (412)
Trident Audio USA (612)

800 series open-reel audio tape; U-matic 3/4-inch PCM videocassette in 60- and 75-minute lengths.

Booth numbers: 212, 214, 216, 218

Circle (580) [See ad pages 36-37](#)

360 Systems

Existing products

MIDI Bass sound generator; MIDI Patcher signal router; MIDI Merger data filter and transposer.

New products

Permanent playback audio message, sound effects and multichannel card.

Booth numbers: 922, 924

Circle (581)

Timeline

Existing products

Lynx time code module with reader, generator and chase synchronizer.

Booth numbers: 903, 905

Circle (582)

Times One Technology

Existing products

RF-401 and RF-403 dual mono amplifiers.

New products

RF-700 and RF-200 dual mono amplifiers.

Booth number: 1001

Circle (583)

Trident Audio USA

Existing products

Series 65, 75 and 80B recording and production consoles.

New products

40-input DI-AN digitally controlled analog console.

Booth numbers: 612, 614, 713, 715

Circle (584) [See inside front cover-1, 103](#)

27th Dimension

Existing products

Production music library on vinyl and Compact Disc.

Booth number: 832

Circle (585)

TTL USA

Existing products

Model 515-B automated cassette loader.

Booth number: 729

Circle (586)

Turbosound

Existing products

TMS, TSW, TSE, TMW and TPC series loudspeaker enclosures.

New products

TSM series high-frequency manifold device; LS-2403 24-inch loudspeaker with 6-inch voice coil.

Booth numbers: 708, 710, 809, 811

Circle (587) [See ad page 91](#)

UREI

See JBL Professional.

Circle (600)

Valley People

Existing products

Noise gates, expanders, compressors, duckers, parametric equalizers, dynamics processors and level-matching interfaces.

New products

Models 415 and 815 dynamic sibilance processor modules; Leveller limiter; model 400 transformerless mic processor.

Booth number: 250

Circle (588)

VCL Audio

Existing products

Modular audio command desk.

New products

Modular video and lighting command desk.

Booth numbers: 900, 902

Circle (589)

Versadyne International

New products

1500 series high-speed cassette duplicator with dual-channel 5MHz bias supply, and capable of handling 12 slave recorders.

Booth number: 1417

Circle (590)

Westlake Audio

Existing products

Equipment sales and service company.

New products

Model BBSM-8 studio monitor loudspeaker.

Booth number: Room 210, Convention Center

Circle (591) [See ad page 11](#)

Whirlwind Music Distributors

Existing products

Transformers, interface devices, cable, cable reels and connectors.

Booth numbers: 434, 436

Circle (592)

[See ad page 174](#)

Wireworks

Existing products

Stage boxes, racks, tails, trunks and transformer isolated splitters; mic and coaxial cables; mic cable tester; audio/video cable assemblies

New products

Model CR1207 and CR1808 cable reels.

Booth numbers: 538, 639

Circle (593)

Yamaha

Existing products

Recording and live performance mixing consoles; cassette recorders; synthesizers; musical instruments; microphones; monitor loudspeakers and component drivers; signal-processing equipment; equalizers.

New products

KM802 keyboard mixer; S300 2-way loudspeaker system; MZ series dynamic microphones; GC2020B stereo compressor/limiter.

Booth numbers: 114, 115, 116; Chandler,

Sawtelle, Balboa and Mulholland rooms, Hilton Hotel

Circle (594)

[See ad page 13](#)

Zonal

Existing products

Reel-to-reel, cassette and mag-film tape.

New products

1/4- and 2-inch studio tape; chrome, superchrome and ferric cassette duplicating tape; full-coat mag film.

Booth number: 941

Circle (595)

Late Entries

Audiotek

Booth number: 1015

Circle (601)

Carver

Booth number: 1003

Circle (602)

Celestion Industries

Booth number: 921

Circle (603)

Clarity

Booth number: 1013

Circle (604)

Eastern Acoustic Works

Booth number: Rexford Room, Hilton Hotel

Circle (605) [See ads pages 123, 125, 127](#)

EI Mar Plastics

Booth number: 1027

Circle (606)

FM Tubecraft Support Systems

Booth numbers: 1017, 1019

Circle (607)

Midas Audio

Booth numbers: 1005, 1007

Circle (608)

Optimix International

Booth number: 1009

Circle (609)

OSC Audio Products

Booth number: 250

Circle (610)

Shape Inc.

Booth numbers: 1419, 1420

Circle (611)

SPARS

Booth number: 1421

Circle (612)

Stellavox

Booth number: 1011

Circle (613)

REP

Steinway, continued

Booth number: Brentwood Room, Hilton Hotel
Circle (564)

Studer Revox America

Existing products

A800 multitracks; A820 and A810 stereo mastering machines; models 900, 961 and 962 mixing consoles; TLS 4000 synchronizers; A710 and B215 cassette decks; model 2706 monitor speakers.

New products

Model A807 tape machine with microprocessor control of alignment and transport; model A12 transport; model 963 production console.

Booth numbers: 312, 314, 316, 318, 320, 413, 415, 417, 419, 421

Circle (565)

See ads on back cover, 27

Studiomaster

See International Music Systems.

Circle (597)

Studio Master Systems

Existing products

Studio Master Plus with computer-automation

software and hardware package to run on the Apple Macintosh.

New products

Three software packages for the Apple Macintosh, including Studio Master business software for billing and invoicing studio clients; Track Master track sheet and tape label software; and Outboard Master template software for storing outboard equipment environments.

Booth number: 909

Circle (566)

Studio Technologies

Existing products

AN-2 stereo simulator; RCU-1 recognition control unit.

New products

Microphone pre-amplifier.

Booth number: 741

Circle (567)

Sunkyong International

New products

Audiocassette tape; model C-O cassette housings.

Booth numbers: 736, 738, 837, 839

Circle (568)

Sunn

See Fender Musical Instruments.

Circle (598)

Swintek Enterprises

Existing products

Radio headsets and wireless microphones.

New products

Radio interconnect for RTS and Clearcom Series 300 systems.

Booth number: 1416

Circle (569)

Tannoy North America

Existing products

NFM-80 dual concentric desk-top monitor; FSM monitor; SR840 MOSFET amplifier.

New products

Series SGM-10B 10-inch monitor; 12X 12-inch monitor; 1000 15-inch monitor; Little Gold 12-inch, dual-concentric studio monitor.

Booth numbers: 438, 539

Circle (575)

See ad page 85

Tape Automation

No information received.

Booth numbers: 802, 804

Circle (576)

TASCAM/TEAC Corporation of America

Existing products

Consoles and tape machines, including ATR-60 series with center-track time code.

New products

ATR-80 24-track machine; M-600 consoles; Porta-Two combination mixer/cassette deck; models 122C and 112 cassette decks.

Booth numbers: 412, 414, 416, 418, 420, 513, 515, 517, 519, 521

Circle (577)

See ad page 49

Technics

Existing products

Reel-to-reel and cassette tape machines; pre-amps; amplifiers; loudspeaker monitors; professional Compact Disc players.

New products

Compact Disc changer unit for multiple CD access.

Booth number: 901

Circle (578)

Teldec

See Gotham Audio.

Circle (599)

Telex Communications

Existing products

Model 6120 cassette duplicator; wired and wireless microphones; modular intercom system.

New products

CD series cassette duplicator; portable cassette duplicator; model HT-400 wireless mic; RMR-4 4-channel wireless receiver.

Booth numbers: 735, 737, 739

Circle (579)

See ad page 95

3M/Magnetic Media Division

Existing products

Audio, video and data tape products.

New products

MegaMix™

User friendly mouse driven software and expandable 16 channel system. Under \$2,000

Easily interfaces to your existing console.

- Full fader automation
- Mute and solo
- 8 Subgroups
- Real time edit
- Cut and paste
- 40 channel capabilities
- Uses Roland MPU-401



PAT PENDING

MIDI BASED MIXING BOARD AUTOMATION ON YOUR PC

WRITE: Musically Intelligent Devices Inc.

3 Brian Street, Commack, NY 11725

(516)864-1683

Circle (79) on Rapid Facts Card

401, 402, 403, 404, 405, 406, 407, 408, 410, 501, 503, 505, 507, 509, 511; Garden Room East, Hilton Hotel
Circle (556) **See ad pages 116-117**

Sound and Vision
 No information received.
 Booth number: 949
Circle (557) **See ad page 175**

Soundcraft
 See JBL Professional.
Circle (596) **See ad page 45**

Sound Ideas
 Existing products
 Compact Disc sound effects library.
 Booth number: 632
Circle (558)

Soundmaster International
 Existing products
 Electronic audio post-production control software to run on IBM PCs.
 New products
 Integrated Editing System that incorporates

Syncro time code synchronizer module for use with Soundmaster control software.
 Booth numbers: 641, 643
Circle (559) **See ad page 147**

Sound Technology
 Existing products
 Model 1510A tape machine and audio test system; model 1710A THD analyzer.
 New products
 Model 3000/3200A programmable analyzer; model 1530A MTS stereo analyzer and monitor; MSAT multichannel switching system; ATS audio test software.
 Booth numbers: 808, 810
Circle (560)

Soundtracs
 Existing products
 T, 8-16, M and MR series of modular consoles.
 New products
 MC series stage monitor console; FM series modular mixer; MIDI series in-line console; CP6800 console with programmable routing and muting.
 Booth numbers: 740, 742, 841, 843
Circle (561) **See ad page 63**

Stanton Magnetics
 Existing products
 Phono cartridges, styli, record care products and headphones.
 New products

PBR series announcer headphones; model 30M/SR headphones; model 310B stereo phono pre-amplifier; models 981HZ Mk II, 981LZ Mk II, 881S Mk II and 681EEE Mk II cartridges.
 Booth number: 120
Circle (562)

Star Case Manufacturing
 Existing products
 Audio, video and broadcast flight cases.
 New products
 Enhanced range of colors for existing products.
 Booth number: 820
Circle (563)

Steinway & Sons
 Existing products
 Acoustic pianos.
 New products
 Model B 7-foot grand piano.

DPR402

THE SIGNAL SHAPER

Compresses
 De-esses
 Expands
 Limits

The BSS DPR402 uses novel high spec double-side-chain architecture to give total flexibility on two channels. This new approach also makes dynamic equalisation, LF only compression and

Active window - Manual control of frequency band range

Active metering - Expressive LED metering for total creative control

level dependent signal mixing possible. It features:
 Active knee - a variable contour compression knee for varied situations

COMPRESSOR PEAK LIMITER DE-ESSER DPR 402

DE-ESS FREQ. THRESHOLD RATIO ATTACK RELEASE GAIN PEAK LIM

KLARK-TEKNIK ELECTRONICS INC.
 262a Eastern Parkway, Farmingdale, N.Y. 11735, USA. Telephone (516) 2-9-3660
 BSS Canadian distributor: GERRAUDIO DISTRIBUTION INC.
 363 Adelaide Street East, Toronto M5A 1N3, Canada. Telephone (416) 361 1667. Telex 6524385 Gerraudio

Circle (78) on Rapid Facts Card

AKIA Electronics INTRODUCING!

K I A X-Z 100 COMPUTER

ON THE TOP OF DIGITAL
TECHNOLOGY

MIDI EXPANSION FOR MIXER

Your mixer becomes


AUTOMATED MIXER

installs in 30 minutes
syncs to tape at any point with
"TIME POINTERS"

128 noise gates
128 compressors limiters
128 channels

Special Software for
LIVE PERFORMANCE

Syncs Perfectly To Any Random Tempo
Changes Of The Performers



JUMP INTO THE NEW GENERATION

GET YOUR STUDIO AUTOMATED

THE XZ-100 OFFERS:
THE MOST ADVANCED DIGITAL
COMPUTERIZED TECHNOLOGY IN
AUDIO MIXING.

all for basic cost of

\$ 1499.00

for free data write to **AKIA** electronics
16740 S.W. 301 St. Homestead, Fla. 33030
or call (305) 245-2727 or toll free
1-800-225-3675

Circle (77) on Rapid Facts Card

Samson, continued

transmitters.

New products

Stage series wireless system with model SR-1 receiver.

Booth number: 1407, 1408

Circle (545)

Sanken Microphone/Pan Communications

Existing products

CU-41 CD double-capsule condenser mic; CMS-2 MS-stereo condenser; CU-31 and -32 condensers.

New products

CMS-7 and 7H MS portable stereo condenser microphones.

Booth number: 750

Circle (546)

See ad page 161

Schoeps/Posthorn Recordings

Existing products

Coincident, ORTF stereo and hand-held vocal condenser microphones.

New products

Tube studio microphone, with adapter ring for using current capsule.

Booth number: 640

Circle (547)

See ad page 155

SCV Audio

Existing products

Phase polarity checker; third-octave equalizer; crossover networks; mic splitters.

New products

Model PC80 phase polarity checker; model MD8 rack-mount direct box.

Booth numbers: 1414, 1415

Circle (548)

Selco/Sifam

Existing products

VU and PPM meters; Collet and push-on knobs.

New products

Dual-movement indicator for peak program meters.

Booth number: 806

Circle (549)

Sennheiser

Existing products

Studio and sound reinforcement microphones, including MKH40 P48 condenser and MD409 U3 dynamic drum mic; HD 230 headphones.

New products

MKH20 P48 omnidirectional condenser mic; MKE42 PU cardioid condenser gooseneck mic.

Booth numbers: 237, 239

Circle (550)

Shure Brothers

Existing products

Microphones and mixing consoles, including FP32 portable stereo and FP31 portable

mono mixers; SM2 headset.

New products

SM89 shotgun condenser microphone; FP42 portable 4-input stereo mixer.

Booth numbers: 107, 108, 213, 215

Circle (551)

Sierra Audio Acoustics

Existing products

Acoustic design, construction and consulting.

Booth number: 1025

Circle (552)

Skotel

Existing products

TCR-80V/114 time code reader;

TCG-80N-005/004 time code generator.

New products

TCR-111 LTC reader, which reads time code at 1/40th to 80X normal play speed;

TCR-112 LTC reader.

Booth number: 947

Circle (553)

Solid State Logic

Existing products

SL4000-E series master studio system; SL5000-M series production system; SL6000-E series stereo video system; Studio Computer with Total Recall and Auto-Scan; stereo submixer; programmable equalizer; events controller; real-time system and integral synchronizer; master transport selector.

New products

Advanced Total Recall with AutoScan; liquid-crystal bargraph metering; additional audio and control cassettes for modular SL-5000M series.

Booth numbers: 226, 228, 230, 232, 327, 329, 331, 333

Circle (554)

See ad pages 120-121

Sonosax

See Professional Sound Corporation.

Circle (574)

Sontec Electronics

Existing products

Support electronics for disk mastering systems; signal processors.

Booth number: 946

Circle (555)

Sony Broadcast Products

Existing products

Microphones and wireless mics; mixers; mixing consoles; analog recording systems; portable tape recorders; digital audio recording systems; Compact Disc mastering system; digital audio mixing system; compact PA system; conference system.

New products


C-535P/536P condenser microphone;

MXP-2000 modular broadcast production console; CDK-006 automatic Compact Disc loader; TC-D5PROII stereo cassette recorder; DFX-2400 sampling rate converter.

Booth numbers: 300, 302, 304, 306, 308, 310,




TO GET THE COMPLETE STORY YOU'VE GOT TO GO THROUGH CHANNELS



A superior amplifier has to be experienced firsthand. All the overplayed adjectives used to relate sonic quality of audio equipment in print become moot once the truth leaves the speaker.



Your nearest Crown dealer has the complete story at the flip of a switch.



1718 W. Mishawaka Road, Elkhart, IN 46517 (219) 294-8000

Circle (78) on Rapid Facts Card



 **CROWN**® International

Automated audio cassette handler and packager.

New products

King winder cassette orientor; cassette box inserting equipment; cassette high-speed rewinder.

Booth number: 1406

Circle (524)

Panasonic Industrial/RAMSA

Existing products

Mixing consoles, loudspeakers, amplifiers and microphones.

New products

Series WR8428 recording and mixing consoles; WS series loudspeakers; recording and sound reinforcement microphones.

Booth number: Room 209, Convention Center

Circle (525)

See ad page 35

Peavey Electronics

Existing products

Wireless microphones; IDL-65 digital delay line; PVM-38/PVM-45 dynamic microphones; PCS speaker and processor system; Audio Media Research recording and mixing products.

New products

Model V4X variable 4-way frequency dividing network; PEP 4530 programmable effects processor; DECA/724 power amplifier.

Booth number: Larchmont Room, Hilton Hotel

Circle (526)

Penn Fabrication USA

Existing products

Steel, plastic and aluminum hardware for loudspeaker cabinets and rack enclosures; acoustic foam; microphone stands.

New products

PAR64 and PAR56 lighting cans.

Booth number: 939

Circle (527)

Penny & Giles

Existing products

Slide, rotary and motorized faders; joystick and T-bar controllers.

New products

Motorized and T-bar faders.

Booth number: 209

Circle (528)

Pro Co Sound

Existing products

Models DB-1 and DB-4 single and quad boxes; Helix multipair audio cables; Excel-line and Lineline multitrack and sound reinforcement cables.

New products

Rack-mount Bantam patch bay systems.

Booth number: 748

Circle (529)

Professional Audio Services and Supply

Existing products

Dealer for Amek consoles.

New products

BC-II broadcast console.

Booth numbers: 703, 705

Circle (530)

Professional Audio Systems

Existing products

TOC series loudspeakers with constant coverage horn.

New products

PI series flying sound system with constant coverage horn.

Booth numbers: 246, 248

Circle (531)

Professional Sound Corporation

Existing products

Import and export distributor of Sonosax mixers; manufacturer of communications modules; slating systems; duplex monitoring systems; meter bridges; crystal sync oscillators; portable sound carts; mic power supplies; passive stereo matrix bow.

New products

Sonosax SX-S, SX-T and SX-TR portable stereo mixers.

Booth number: 1409

Circle (532)

Publison America

New products

Infernal Machine 90 (with remote control); Fullmost de-esser; CL-20C compressor/limiter.

Booth numbers: 634, 636, 638

Circle (533)

Pyral (Rhone-Poulenc Multi-Techniques)

No information received.

Booth number: 850

Circle (534)

Quad Eight Westrex

See Mitsubishi Pro Audio Group.

Circle (572)

Recording Engineer/Producer

Come by booth 918 at the L.A. Convention Center to meet RE/P's editorial and sales staff, which will include Cameron Bishop, group vice president and publisher; Mel Lambert, editor; Dan Torchia, managing editor; Sarah Stephenson, associate editor; Stephanie Fagan, promotions manager; Mary Tracy, Midwest sales representative; Herb Schiff, Jason Perlman and Chris Woodbury, West Coast sales reps; and Stan Kashine, East Coast sales rep.

RE Instruments

No information received.

Booth number: 938

Circle (537)

Renkus-Heinz

Existing products

High-frequency compression drivers and horns; signal processing equipment; micro-processor-controlled PA systems.

New products

Smart System amplifiers and power racks

with RH-1, RH-2 and RH-3 dynamic processors and loudspeaker systems.

Booth number: 700

Circle (538)

See ad page 159

Rent Music International

No information received.

Booth numbers: 914, 916

Circle (539)

Research Technology International

Existing products

Audio and videotape; evaluators; cleaners.

New products

Model DV-5 dropout analyzer and time code generator for Compact Disc premastering.

Booth number: 948

Circle (540)

Roland Corp. US

Existing products

DEP-5 digital effects processor; MC-500 Microcomposer; JX-10 synthesizer; S-50 keyboard sampler.

Booth numbers: 440, 442, 541, 543

Circle (541)

See ad page 87

Ross Systems

See International Music Systems.

Circle (573)

RPG Diffusor Systems

Existing products

Computer-designed reflection phase grating sound diffusors.

New products

ABF-FUSOR broad-band panel absorber.

Booth number: 642

Circle (542)

RTS Systems

Existing products

Pre-amplifiers, amplifiers and intercom systems.

New products

Series 2500 amplifiers; series 17 headset and belt-pack; series 400 pre-amplifiers; series 800, 810 and 802 intercom systems.

Booth numbers: 844, 846

Circle (543)

Saki Magnetics

Existing products

Ferrite replacement recording heads for Ampex, MCI, 3M, Otari, Scully and Studer tape machines; 24-track metal replacement heads; JRF Magnetic Sciences replacement heads.

New products

2-inch tape heads for Ampex MM1200, Otari MTR90 and Studer A800; 1-inch heads for Teac 8516.

Booth number: 726

Circle (544)

Samson Products

Existing products

Broadcast and concert series wireless systems; hand-held, lavalier and instrument

A. Rupert Neve
See Focusrite
Circle (570)

Rupert Neve

Existing products

Consoles for recording, video post-production, sound reinforcement, broadcast production and film re-recording; NECAM 96 computer-assisted, moving-fader automation system; DSP digital signal processing console.

New products

DTC-1 digital signal processing console; V series recording consoles; model 8232 multi-track mixdown and production console.

Booth numbers: 200, 202, 204, 301, 303, 305
Circle (518)

New England Digital

Existing products

Synclavier II digital synthesizer system, with polyphonic sampling option.

New products

Direct-to-disk multitrack recording option with up to 16 tracks of disk-based recording; sample-to-memory option with stereo sampling; music printing software.

Booth numbers: Rooms 216 A & B,

Convention Center

Circle (519)

See ad pages 72-73

NTP

See Gotham Audio.

Circle (571)

Orban Associates

Existing products

Signal processing equipment, including parametric equalizers, compressor/limiters, de-essers and stereo synthesizers.

New products

Co Operator level-control unit that combines noise gate, compressor, leveler, clipper and high-frequency filter; programmable mic processor.

Booth numbers: 324, 425

Circle (520)

See ads pages 78, 126

Otari

Existing products

Reel-to-reel machines in formats from 1/4-inch 2-track through 2-inch 24-track.

New products

DTR-900 Pro Digital-format 1-inch 32-channel digital tape machine; CTM-10 NAB-type

cartridge recorder and reproducer; EC-210 time-code reader; EC-102 chase synchronizer and time-code generator.

Booth numbers: 110, 111, 112, 113, 219, 221, 223, 225

Circle (521)

See ad page 79

Oxmoor

Existing products

DCA-2 digital control attenuator and remote control.

New products

DEQ-29 software programmable equalizer.

Booth number: 942

Circle (522)

Pacific Radio Electronics

Existing products

Distributor of broadcast, audio and video parts and accessories.

New products

Plugs, patchbays, tools, cleaners, chemicals and peripherals.

Booth numbers: 929, 931

Circle (523)

Paktec Automation

Existing products

BRYSTON

BROADCAST PHONO PREAMPLIFIER

REQUIREMENTS

- | | |
|-------------------------------|--|
| • Musicality | • Reliability |
| • Serviceability | • Low Noise |
| • Low Distortion | • 1 Space Rack Mountable |
| • Balanced XLR Outputs | • Accurate RIAA ($\pm .05\text{dB}$) |
| • 27dBm RMS 600 ohms balanced | • 21dBm RMS 600 ohms unbalanced |
| • Cartridge load adjustment | • Non-reactive Phono Stage |
| • High Overload Threshold | • Fully Discrete Gain Blocks |
| • Linear Frequency Response | • Drive Loads as low as 300 ohms |

SOLUTION



BRYSTON BP-1

(BP-5 also available with 3 switchable high level inputs)

In the United States:

BRYSTON VERMONT

RFD #4, Berlin, Montpelier, Vermont 05602
(802) 223-6159

In Canada:

BRYSTON MARKETING LTD.

57 Westmore Dr., Rexdale, Ontario, Canada M9V 3Y6
(416) 746-0300

Circle (74) on Rapid Facts Card

PC SMPTE TIME CODE READER

- For IBM Compatible Computers
- Reads SMPTE Time Code or User Data Fields
- Accessible through User Software
- Includes Programming Examples
- 8-bit TTL Input Port
- 8-bit TTL Output Port

Integrated Innovations, Inc.
P.O. Box 592409
Orlando, Florida 32859-2409

Circle (118) on Rapid Facts Card

Want More Information on Advertised Products?

Use the Rapid Facts Card in the back of this issue!

Martin Audio London/Martin Audio America

Existing products

Sound reinforcement systems and accompanying electronics.

New products

Model VRS-800 single-enclosure PA system; model M-10 5-way system controller.

Booth number: 913

Circle (510)

See ad page 93

Meyer Sound

Existing products

Sound reinforcement and studio monitor loudspeakers, including MSL-3, UPA-1A Ultramonitor and model 833.

New products

500 series 2-way loudspeaker system with built-in power amplifiers; MS-1000 power amplifier.

Booth numbers: 512, 514, 613, 615

Circle (511)

See ad page 75

Mitsubishi Pro Audio Group

Existing products

Models X-850 and X-80 Pro Digital-format digital tape machines; Quad Eight Westar console; Westrex magnetic film recorders

and reproducers.

New products

Model X-400 16-channel digital tape machine; model X-86 2-channel tape machine, configured in three formats, including 96kHz sampling rate.

Booth numbers: 526, 528, 530, 532, 534, 627, 629, 631, 633, 635

Circle (512)

Monster Cable

Existing products

Audio cables and connectors; Soundex acoustical treatment system.

New products

Prolink series 3 mic cable; Prolink series 1 tube-mic cable; 8-pair snake.

Booth number: 833

Circle (513)

Mosses & Mitchell

No information received.

Booth number: 937

Circle (514)

Nagra Magnetic Recorders

Existing products

Portable tape machines with center-track time code.

New products

TATC post-production tape machine; model IV STC stereo recorder with time code; and model 4.2 portable tape machine.

Booth number: 105

Circle (515)

Nakamichi USA

Existing products

Professional cassette decks.

New products

MR-1 3-head cassette deck with dual capstan, direct-drive transport.

Booth number: 812

Circle (516)

See ad page 39

Neotek Corporation

Existing products

Consoles for recording, video post-production, broadcast production and film re-recording.

New products

24-bus consoles based on the Elite design.

Booth numbers: 540, 542


Circle (517)

See ad page 9

Neumann

See *Gotham Audio*.

Circle (536)



COMBINING ART AND TECHNOLOGY



In the business of professional audio, new products and ideas are being applied to expand the boundaries of creativity.

ART products are being used creatively in a growing number of studios, commercial installations, touring companies and broadcast/post-production facilities. This is the result of our dedication to the professional

audio industry - providing quality high technology performance.

When you're in a demanding audio situation, keep in mind that ART products are designed to help you achieve superior results with ease and reliability.

ART brings talent and technology together to produce excellence in audio.

We remain devoted to the art of professional audio...today and tomorrow.



Applied Research & Technology Inc.

215 Tremont Street
Rochester, New York 14608
(716) 436-2720

• DR1 DIGITAL REVERB • 01A DIGITAL REVERB • DR2a DIGITAL REVERB • 1500 DIGITAL DELAY • 1/3 OCTAVE EQUALIZER • 2/3 OCTAVE EQUALIZER • PITCH TRANSPOSER PACKAGE

Circle (73) on Rapid Facts Card

STL

PRECISION MAGNETIC TEST TAPES

Introducing two NEW SERIES of test tapes manufactured to IEC and NAB equalization standards with extended frequency range and using international test frequencies.

Hz	SEC.		
	¼"	½"	1" & 2"
1000	30	40	60
4000	10	12	20
8000	15	20	30
16000	20	25	40
1000	10	12	20
31.5	10	12	20
40	10	12	20
63	10	12	20
100	10	12	20
125	10	12	20
250	10	12	20
500	10	12	20
1000	10	12	20
2000	10	12	20
4000	10	12	20
8000	10	12	20
10000	10	12	20
12500	12	15	25
16000	12	15	25
20000	12	15	25
1000	12	15	25

Program used on new series of test tapes at 7½, 15 & 30 IPS.

Send for free catalog.

STANDARD TAPE LABORATORY, INC.

26120 Eden Landing
Road #5,
Hayward, California
94545 U.S.A.
(415) 786-3546



Circle (72) on Rapid Facts Card

JVC, continued

VP-900 digital audio processor; AE-900 digital audio editor; TC-900 time code unit.

New products

DM-900 digital audio processor; SU-900 synchronizer;

Booth number: Serrano Room, Hilton Hotel. Circle (495)

Kenwood Communications

Existing products

Test and measuring instruments; Compact Disc encode/decoder jitter analyzer; oscilloscope and power supply.

Booth number: 933

Circle (496)

K&H

See Gotham Audio.

Circle (534)

King Instrument

Existing products

Model 793 automatic cassette loader; model 590 automatic VHS/Beta in-cassette tape loader.

New products

Model 2500 VHS cassette loader.

Booth numbers: 346, 348

Circle (497)

Clark-Teknik Electronics

Existing products

D series 8-input mixing consoles; AMR24 24-input console; S series monitor console; DN780 digital reverb with V2.0 software; DN716 digital delay; DN300 graphic equalizer; DN60 real-time analyzer; DN305B noise masking processor; Brooke Siren System compressor limiters, cable tester and crossovers.

New products

PMC402 4-input stereo mixing console; Jade-1 monitor loudspeakers; Brooke Siren FDS360 crossover.

Booth numbers: 608, 610, 709, 711

Circle (498)

See ad page 35

Thomas Klotz Musikelektronik

No information received.

Booth number: 344

Circle (499)

Korg USA

Existing products

DW8000 digital waveform synthesizer; SDD2000 MIDI-capable digital delay and sampler; SDD1200 dual-channel digital delay; SQD1 MIDI sequencer and recorder; DVP1 digital voice processor; Stand Innovations products; Marshall amplification.

New products

SDD3300 programmable digital delay with MIDI capabilities and sampling options; DRV1000 digital reverb; DRV2000 programmable digital reverb; DDD1 dynamic digital drum machine with sampling options; DSS1 digital sampling synthesizer.

Booth numbers: 814, 816

Circle (500)

Kurzweil Music Systems

Existing products

K250 synthesizer; K250 Expander sound module; Midiboard keyboard control instrument.

New products

K150X rack-mount sound module; QLS computer software interface for Apple Macintosh.

Booth numbers: Verdugo and Del Mar rooms, Hilton Hotel.

Circle (501)

Kyric

New products

Audio tape cassettes and accessories.

Booth number: 907

Circle (502)

Lexicon

Existing products

Models 224XL, 200, PCM60 and PCM70 digital reverb and special effects.

New products

Model 480L digital effects system; model 2400 stereo audio time compressor and expander; model RD1 random-access recorder/editor.

Booth numbers: 424, 426, 428, 430, 525, 527, 529, 531

Circle (506)

See ad page 51

Loft

See Gold Line.

Circle (535)

LTM Sound Department

Existing products

TV and film lighting products; microphone poles.

Booth number: 834

Circle (507)

Magnifax International

Existing products

Cassette and reel-to-reel duplication systems; model 7574 1/2- and 1/4-inch mastering tape; model LB74 1/4-inch mastering tape; LT72 1/4-inch mastering tape.

New products

As above.

Booth numbers: 349, 351

Circle (508)

Marshall Electronics

Existing products

Mogami and Cable-Worlds multiconductor snake cable in 2- to 48-pair formats; console cable in quad- and 2-conductor types.

New products

Tiny Tel patch cords using Mogami quad wire; quad loudspeaker cable; gold connectors.

Booth number: 751

Circle (509)

IF ANY OTHER "ONE BOX" SYSTEM WAS THIS ADVANCED, AND THIS COST EFFECTIVE, AND THIS WELL BUILT, WE MIGHT HAVE SOME COMPETITION.



HOW ADVANCED?

EAW "One Box" systems utilize advanced horn technology enabling 3 to 8 dB more acoustic output than even the costliest competitive vented systems. And the horns that EAW builds sound like no other horns. They all make use of exceptionally complex throat sections eliminating the beamy hollow sound typical of other horn loaded systems. EAW's horn technology is so advanced that it was selected by the Japanese Audio Consulting Society as the best high output system in the world after they compared it to 14 of the best vented and horn loaded systems from the US, Europe and Japan.

HOW COST EFFECTIVE ?

EAW is the largest manufacturer of "One Box" systems in the United States and our large computer controlled wood working stations enable us economies of scale no other system manufacturer can compete with. As a result EAW's KF Series "One Box" systems offer more performance per dollar than any competitive system. But the real bottom line for rental companies is return on investment, and this is where EAW has no competition. As a result of our reliance on sound engineering, not fad design techniques, our systems remain competitive for a long time. In fact EAW's first "One Box" systems built in 1978 for Carlo Sound are still in demand today, and Carlo Sound is still getting returns on their investment while lesser competitive systems have been long retired.

HOW WELL BUILT?

EAW KF Series are built from the finest materials available, including - exterior surfaces made from 18 ply to the inch cross-grain laminated European birch with the highest sheer strength of any commercially available wood product - horn flares injected with high density polyurethane foam for absolute acoustical integrity - high

tech aircraft flying hardware - 100mm voice coil RCF Laboratory Series Cone Drivers featuring exceptionally low distortion and virtually no power compression - heavy duty vinyl dipped perforated steel grill assemblies for indestructible road worthiness. No other competitor has the experience to compete in this category.

WHY EAW KF SERIES?

Because we are the source for professional "One Box" loudspeaker systems. When we invented the "One Box" system we raised the expectations of an entire

industry. And now, we are in the process of advancing the technology we pioneered.

The Source For "One Box" Systems.

You can maximize your next quarter revenues by contacting EAW today. Our loudspeaker systems are easy for your crews to use, as well as a positive attribute your customers are looking for. In fact, EAW KF Series have been proven to have a pull through effect on rental of a "B" system. So, if quarterly revenues are important to you, now is the time to contact EAW. To expedite the process, call our president, Frank Loykoat 617-620-1478.



"One Box" Systems That Defy Competition.

59 Fountain Street • Framingham, MA 01701
Phone: 617-620-1478 • IMC 1651

Circle (71) on Rapid Facts Card

Inovonics, continued

New products

Model 390 insert film record amplifier; high-speed tape duplication electronics, with programmed-control bias system; model 705EM/EMX stereo generator.

Booth number: 607

Circle (489)

Institute of Audio-Video Engineering

Existing products

8-month recording program, offering audio and video engineering and studio maintenance classes.

New products

Various elective classes in mixing, disk mastering and sound reinforcement theory.

Booth number: 943

Circle (490)

International Music Company/Akai Digital

Existing products

Distributor of Akai Professional, Fane, Ross Systems and Studiomaster products.

New products

Akai MG14D/ML14 rack-mount, 14-track

tape machine, MPX-820 programmable MIDI-capable mixer and model 5900 multi-point digital sampler; Fane MD2050 1-inch compression driver, CX15 and CX12 coaxial loudspeakers; Ross series 2000 8-track recording console; Studiomaster 12M monitor console and series II programmable MIDI-muting console.

Booth numbers: 546, 548, 550, 647, 649, 651

Circle (491)

IPS

Existing products

Model C0 audio cassette housing and bulk tape; model V0 preloaded videotape.

Booth number: 848

Circle (492)

IQS

Existing products

Single-channel signal analyzers; reference microphone systems; audio analysis software.

New products

Model 416-A dual-channel signal analyzer, with DSP software.

Booth number: 702

Circle (493)

JBL Professional

Existing products

Compression drivers, horns, woofers and monitor loudspeakers, including concert series, and models 4400 and 4311 series; model 6215 power amplifier; Soundcraft recording, production and live performance consoles.

New products

Model 7922 digital audio delay with linear phase filters for loudspeaker alignment; Soundcraft Saturn 24 multitracks, model TS12 and 8000 series consoles and model S500 stage monitor console.

Booth numbers: 326, 328, 330, 332, 334, 336, 338, 427, 429, 431, 433, 435, 437, 439

Circle (494)

See ad page 105

Jensen Transformers

See Boulder Amplifiers/Silver Lake Research.

Circle (504)

See ad page 61

JRF Magnetic Sciences

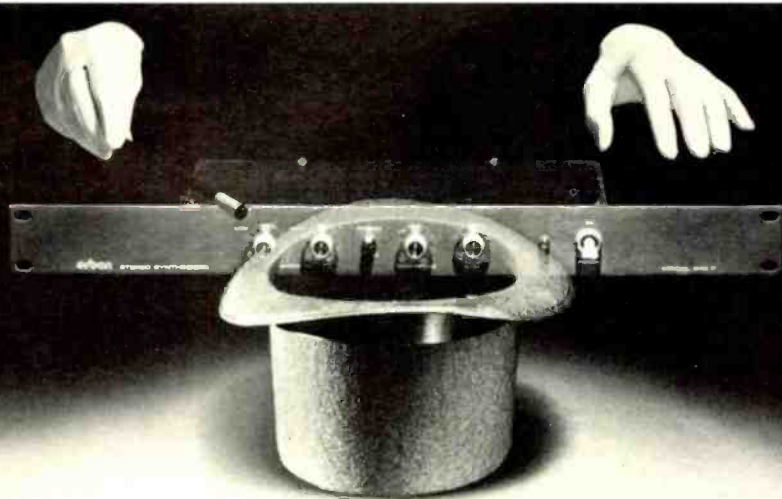
See Saki Magnetics.

Circle (505)

See ad page 144

JVC Company of America

Existing products



Magical Stereo EFX.

Poof! We've got a little magic box which will dramatically transform your intrinsically mono devices—digital reverbs, drum machines, and synths—into pseudo-stereo. The Orban 245F Stereo Synthesizer has achieved legendary status due to its perfect stereo imaging with no phase cancellation in mono when the stereo channels are summed.

Poof! You can also add extra tracks to your 4, 8, 16, and 24-track machines since the 245F lets you record certain instruments in mono and spread them into compelling stereo when you mix. And on stage, the 245F opens up vast potential for creating stereo effects from mono instruments.

It's not Houdini at work—just clever, patented frequency splitting techniques which have delighted thousands of users over the years. For \$399, you can make a little magic yourself. Contact your local dealer for a demonstration.

orban Orban Associates Inc.
645 Bryant St., San Francisco, CA 94107
(415) 957-1067 Telex: 17-1480

Circle (70) on Rapid Facts Card

How To Hear Yourself

Getting enough vocals on stage. It's a problem facing every performer. In fact, most smaller bands simply can't hear the vocals clearly when they perform.

If your monitors simply don't cut it, you're probably wondering what to do about it. Well, EAW has a suggestion.

EAW's SM202P High Output Stage Monitor System. It Produces More Vocal Band Gain Before Feedback With Minimum Equalization And Power Than All Other Monitors Any Where Near Its Price.

With EAW's SM202P, performers can hear vocals and instruments accurately even at large concert stage sound levels. And nonengineers can set up effective monitor systems in very little time. Because you don't have

to fix the monitors with equalization, the SM202P comes with flat frequency response right out of the box.

The SM202P is built around two RCF PRO Series 250mm (10 inch) drivers and a RCF high technology compression driver / horn. And, it includes an advanced Forsythe designed crossover assembly with asymmetrical slopes providing response that is within ± 2 dB over the entire vocal band, and that's without any equalization.

The SM202P's Output Capabilities Swamps The Competition, Too.


The use of two high efficiency 250 mm (10 inch) drivers provides considerably higher efficiency than any design based

on a single 12 or 15 inch driver. The SM202P's 103 dB sensitivity is all usable as there are no peaks to create misleading high specs and lots of feedback as in all other monitors in this price category. And, don't forget the smaller 10-inch drivers provide smoother response above 800 Hz where the main components of vocals are located.

Check Out The SM202P At Your Nearest EAW Dealer.

There's a lot more to the SM202P story than we can talk about in an advertisement. And, it's just one of many EAW solutions to today's sound reproduction problems.

For more information and the name of your local dealer, call EAW right now at 617-620-1478.



EAW
EASTERN ACOUSTIC WORKS

Eastern Acoustic Works
59 Fountain St. • Framingham, MA 01701
Phone: 617-620-1478
TWX: 7103807630
IMC: 1653

Circle (69) on Rapid Facts Card

October 1986 *Recording Engineer/Producer* 125

Gold Line, continued

Third- and one-octave real-time analyzers; Loftech TS-1 test set; Loft crossovers and quad noise gate; limiters; and MAD direct boxes.

New products

Loft test set with fine frequency-tune adjustment; electronic crossover with speaker phase adjustment and limiting.

Booth number: 443

Circle (481)

Gotham Audio

Existing products

Distributors of Neumann, EMT, NTP and Harmonia Mundi Acustica products, including microphones, mixing consoles, disk mastering systems, meters, amplifiers, digital reverbs and signal processors.

New products

Teldec/Neumann DMM Compact Disc mastering process; Harmonia Mundi BW102/21 digital equalizer; EMT and NTP analog signal processors; K&H loudspeakers.

Booth numbers: 520, 522, 524, 621, 623, 625

Circle (482)

David Hafler Company

Existing products

Models PM-125, PM-225, P-500 and P-505 power amplifiers.

Booth number: 518

Circle (483)

Harmonia Mundi Acustica

See *Gotham Audio*.

Circle (503)

Harrison Systems

Existing products

Sound reinforcement, teleproduction and music recording consoles; series 10 automated virtual console system.

New products

HDA-10 80Mbyte hard disk automation system for series 10 console.

Booth numbers: 618, 620, 622, 624, 719, 721, 723, 725

Circle (484)

Heino Ilsemann

No information received.

Booth number: 344

Circle (485)

Ibanez

New products

SDR1000 stereo digital reverb with 16-bit linear parallel digital processing, available with eight modes of operation.

Booth number: 831

Circle (486)

Industry West Electronics

New products

Model RJ-10 multi-input Adapter Box; Hyper-sound-110 portable sound PA system.

Booth number: 818

Circle (487)

Innovative Electronic Designs

Existing products

4000 series automatic programmable mixer; 5000 series computer-controlled audio system.

New products

6000 series rack-mount power amplifier.

Booth number: 732

Circle (488)

Inovonics

Existing products

Signal processing equipment.



**Buy one,
get four
free.**

Symetrix

They say you get what you pay for. Indeed, the 528 Voice Processor proves the point. Five high performance signal processors in a single rack space, for about what you'd expect to pay for each each. Mic Preamp, De-esser, Compressor/Limiter, Downward Expander, Parametric EQ/Notch Filter. Even 48v phantom powering and a balanced line input. No compromises, nothing left out.

The 528 Voice Processor is the ideal mic input system for sophisticated recording and high level sound reinforcement systems. Control annoying sibilance, optimize spectral balance. Set overall signal levels. Reduce noise. And, eliminate resonances and ring frequencies with the 528's extremely selective EQ and filtering.

Get what you pay for, and then some. Get the 528 Voice Processor. Call or write for a detailed spec sheet.

4211 24th Avenue West
Seattle, Washington 98199, USA
Telephone (206) 282-2555
Telex 703282

Signal processing at its best

Circle (20) on Rapid Facts Card


Designing The Future

EAW's New FR253B Is The Future Of High Output Nearfield Loudspeaker Systems

You're looking at what's ahead for high output loudspeaker systems. At EAW, we call it "High Definition Systems".

The FR253B offers features and performance that goes beyond any other brand's "state-of-the art" technology. That's because EAW has led the touring sound industry in system design for years, and now we are bringing our advanced technology to the smaller nearfield market.

What only EAW gives you today others will surely have in the coming years. A demonstration will convince you of the startling difference between EAW and what you're used to. You'll hear definition and depth, not the typical one dimensional sound. All you have to do is listen and the difference is obvious.



Technology:

Poly-Laminated 170mm cone mid range driver operating in the 450 to 3,500 Hz band for seamlessly smooth vocal reproduction, and new standards of distortion-free output.

Advanced third order crossover network employing asymmetrical slopes for maximally flat power and phase response.

High technology compression driver utilizes cast reinforcing ridges in the diaphragm for extended high frequency response.

Performance:

Absolute response linearity for faithful tonal balance reproduction
+/- 2 dB 55 to 14,000 Hz
+/- 5 dB 30 to 20,000 Hz

Very high power handling 625 watts AES standard for unsurpassed reliability

More than 40 acoustic watts maximum output / 131 dB maximum sound pressure, more than enough for even the most demanding nearfield applications

Eastern Acoustic Works

Eastern Acoustic Works, Inc. • 59 Fountain Street • Framingham, MA 01701 (617) 620-1478
TWX: 7103807630 • Japan: Unicus, Toyko Tel: 03-662-8518 Telex: 871-29440 •
Europe: HPS, Amsterdam, Holland Tel: 020-233954 Telex: 844-1412 • Australia: Audio Engineering,
Sydney Tel: (02) 571236 • Venezuela: AudioRama, Caracas Telex: 395-26551

Take Your First Step Toward A Career In The Music Business



- Highly selective, two year training program
- Five campuses throughout North America
- Current theory mixed with practical hands-on training
- Modern state-of-the-art 24-track recording studios
- All classes taught by qualified, working professionals
- Low interest student loan available
- Job placement assistance

For a free brochure

CALL 213-467-6800



TREBAS INSTITUTE OF RECORDING ARTS

6602 Sunset Boulevard, Hollywood, California 90028

Circle (66) on Rapid Facts Card



A SIGHT FOR SORE EARS.

If ears could talk, they'd scream for SONEX.


The only patented acoustic foam with a specially sculptured anechoic design can replace traditional studio materials for a fraction of the cost. SONEX absorbs sound, controls reverb, eliminates stray reflections, and kills standing waves. What's left is true sound. Your ears know. Listen to them. Simple to apply and economical to buy, SONEX blends with almost any decor and looks clean, sharp, professional. Call or write us for all the facts and prices.

SONEX is manufactured by Illbruck and distributed exclusively to the pro sound industry by Alpha Audio.

Alpha Audio
2049 West Broad Street

Richmond, Virginia 23220 (804) 358-3852

Acoustic Products for the Audio Industry



Circle (67) on Rapid Facts Card

Fane

See International Music Company.

Circle (480)

Fender Musical Instruments

Existing products

Mixing consoles in 6- through 12-channel formats; Sunn stage lighting products.

New products

Model 2235 and Sunn SPL7000 power amplifiers; RAM mixing consoles in 12- through 24-channel formats; Dynamix D2000, D3000 and D4000 mixing consoles; PMB series headphones.

Booth numbers: 849, 851

Circle (471)

Fife-Pearce Electronic Company

New products

Electro-matic degaussing equipment for reel-to-reel and cassette tape, videotape, computer tape or floppy disks.

Booth number: 950

Circle (472)

FM Acoustics

Existing products

FM300 and FM801 stereo amplifiers; FM1000 mono amplifier; FM236 stereo crossover; Forcelines transfer cable.

New products

FM236/4 linear phase electronic crossover.

Booth number: 847

Circle (473)

Focusrite

Existing products

Distributor of A. Rupert Neve products, including models 85110 and 850109 microphone pre-amplifier/equalizer.

New products

Rack-mount microphone pre-amplifier.

Booth number: 836

Circle (474)

Fostex Corporation of America

Existing products

Consoles; tape machines; time code synchronizers; interfaces; monitor loudspeakers; headphones; microphones; combination mixer/recorders.

New products

E-series tape machines in 2- through 16-track versions, with time code capabilities; FAME assembly editing software for Apple IIc and IIe.

Booth numbers: 500, 502, 504, 601, 603, 605

Circle (475)

See ad page 41

Full Sail Center for the Recording Arts

Existing products

Vocational technical school.

New products

Education courses for the professional audio and video fields.

Booth number: 829

Circle (476)

Gold Line

Existing products

Educational Systems Laboratories

No information received.

Booth number: 1401

Circle (462)

Electro-matic

See Fife-Pearce Electronic Company.

Circle (478)

Electro Sound

New products

Model 4800 digitally controlled tape duplicating system, with a 2-speed master and slave with four independent banks for equalization, level, bias, tension and speed.

Booth numbers: 724, 825

Circle (463)

ElectroSpace Developments/PMI

Existing products

Signal processors; noise gates; auto panners; complimiters.

New products

Strate Gate noise gate; The Gate noise gate with internal digital trigger; Pressor comp-limiter; Spanner stereo auto panner.

Booth number: 549

Circle (464)

Electro-Voice

New products

MT-4 4-way sound reinforcement system based on Manifold Technology; N/D series microphones.

Booth numbers: 317, 319

Circle (465)

Elison

Existing products

Noise-reduction systems.

Booth number: 920

Circle (466)

EMT

See Gotham Audio.

Circle (479)

E-Mu Systems

Existing products

Emulator II+ digital sampling keyboard with hard disk storage; SP-12 sampling percussion and drum machine; EMax digital sampling keyboard and rack-mounted digital sampler.

Booth number: Glenwood Room, Hilton Hotel.

Circle (467)

Eventide

Existing products

Models H969 and H949 Harmonizer; SP2016 digital effects and reverb processor.

New products

Model BD980 stereo broadcast delay; MIDI version and retrofit kit for SP2016 processor.

Booth numbers: 313, 315

Circle (468)

See ad page 5

Everything Audio

Existing products

Distributor for Sound Workshop, Trident, Harrison and RAMSA consoles; Adams Smith synchronizers; Lexicon, dbx and Valley People signal processing devices.

Booth numbers: 449, 451

Circle (469)

See ad page 55

Fairlight Instruments

Existing products

CMI series III sampling, synthesizing and sequencing musical system; Voicetracker programmable pitch-to-MIDI converter; CVI real-time video effects synthesizer.

Booth number: Room 202, Convention Center.

Circle (470)

See ad page 15



Then consider that SSL's Studio Computer alone goes beyond mixing automation to provide Total Recall™ — a unique system, completely independent of the audio path, which stores all I/O module settings after each session. The new TR AutoScan function makes

it faster than ever to recreate headphone and monitor mixes, equalisation, or entire console setups with quarter dB accuracy and rapid verification. And SSL alone offers data-compatibility with more than 300 installations — in over 80 cities around the world.

Finally, consider a company whose record of practical innovation, ongoing development and in-depth technical support has earned repeat orders from many of the world's toughest customers — a company that other manufacturers use as a standard for comparison. We join them in urging you to compare. Our 40 page colour brochure on the SL 4000 E Series is a good place to start. It's yours for the asking, and it just might make your difficult decision a whole lot easier. Clear reason, may we suggest, to write or call us today.

Solid State Logic

Begbroke, Oxford, England OX5 1RU • (08675) 4353
200 West 57th Street • New York, New York 10019 • (212) 315-1111
6255 Sunset Boulevard • Los Angeles, California 90028 • (213) 463-4444