

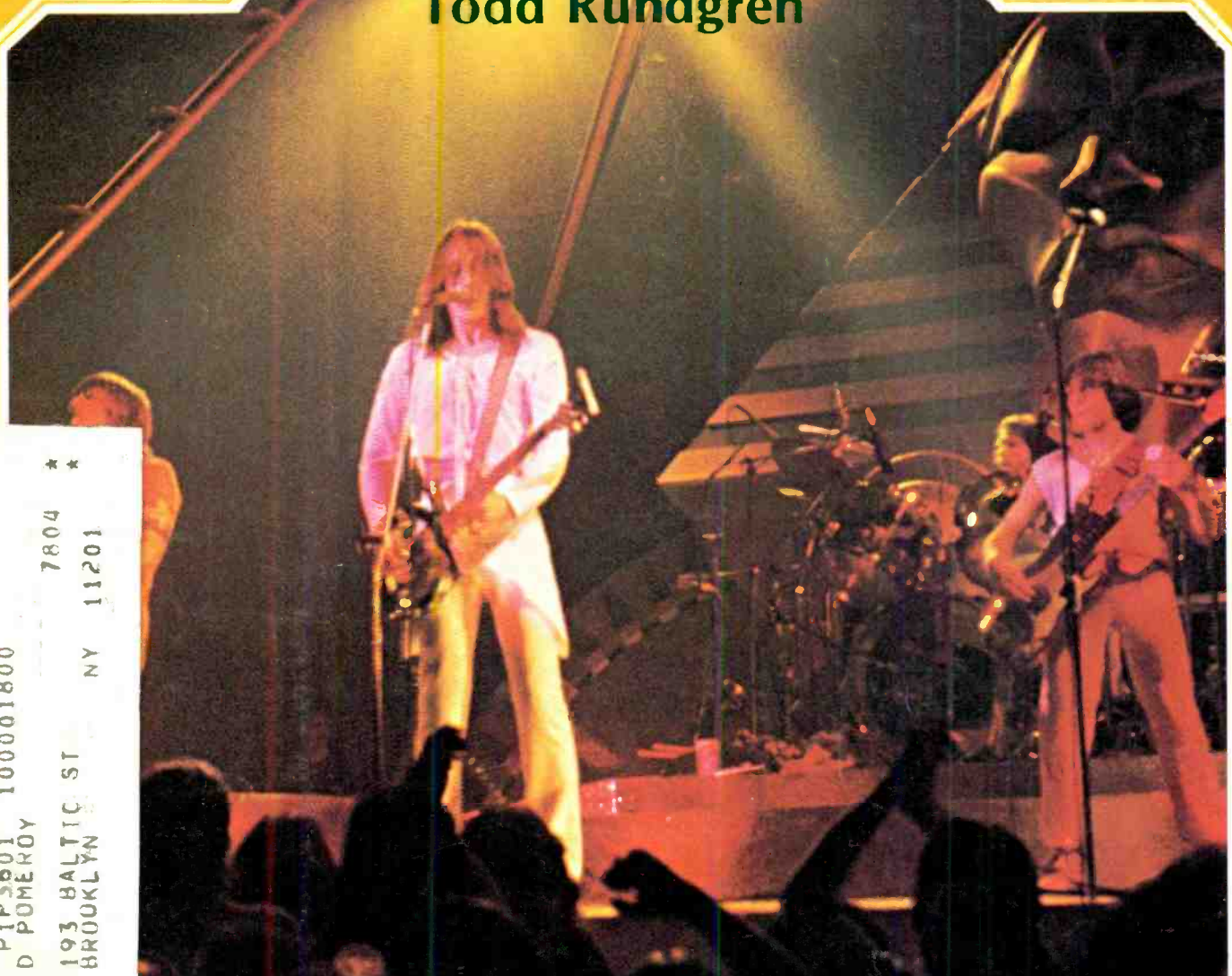
MAY 1977

VOL. 2 NO. 5
\$1.50

MODERN RECORDING

SERVING TODAY'S MUSIC/RECORDING-CONSCIOUS SOCIETY

Creating UTOPIA
with
Todd Rundgren



YB0336239
PIP3501
D POMEROY
193 BAL TIC ST
BROOKLYN NY 11201
7804
* *
D 100001800

Noise Reduction: A Current View

Microphones By Woram

New Products • Lab Reports • Record Reviews



SP800B

FOR THE STEREO STUDIO


If you've planned on purchasing a quad console for your quad control room. A wise decision.

If you want a stereo console for a stereo control room. The SP 800 B.

If you were going to get a quad console for your stereo control room. Good luck.

The SP 800 B. It can do anything the others can, but mixdown to quad. So what.

It's only \$4,500 retail price.



You may see, hear, and feel the SP 800 series consoles at:

AVC SYSTEMS, INC.
2815 East Lake St.
Minneapolis, Minn. 55406
(612) 729-2351

HUN SOUND
647 Irwin St.
San Rafael, Calif. 94901
San Francisco
(415) 454-2911
(415) 924-2600

**WAREHOUSE SOUND
REINFORCEMENT**
3904 West 79th St.
Chicago, Ill. 60652
(312) 585-1154

SPECK
ELECTRONICS
11408 Collins St. N.H., CA. 91601
(213) 769-7090

CIRCLE 57-ON READER SERVICE CARD

What Every Studio Should Have In Common.



These studios are owned by businessmen who have at least one thing in common...

an unrelenting commitment to protect and build on their investment. In these times of growing competition and increased customer demands, success only comes with hard work and a uniquely developed talent.

For over two years THE EXPRESS SOUND CO. has specialized in the service and support of that talent. From the beginning, ours has been a focused effort to create and customize the kind of company these studio owners (and others like them) look to for their equipment, consultation and service needs.

If the time has come for you to join this special community of professionals, you'll have the opportunity to share in the experiences and talents common to them all... technical knowhow, seemingly endless hours applying it and, most important, profitably selling and delivering it.

AND THERE IS ONE MORE THING EVERY STUDIO SHOULD HAVE IN COMMON . . .

1833 NEWPORT BLVD.
COSTA MESA, CA. 92627, (714) 645-8501

TECH
EXPRESS
SOUND CO.

CIRCLE 31 ON READER SERVICE CARD

www.americanradiohistory.com

MODERN RECORDING

SERVING TODAY'S MUSIC/RECORDING-CONSCIOUS SOCIETY

MAY 1977
VOL. 2 NO. 5

THE FEATURES

JOHN WORAM PRESENTS MIKE GRAPHONES

31

By John M. Woram

Mr. Woram attempts to cover some of the lesser-known problems that can arise in mic placement and technique, with a suggestion that, "If you like it, it's right (for you)."

CREATING UTOPIA WITH TODD RUNDGREN

38

By Fred Ridder

Contributing editor Fred Ridder reports on the building of the Utopia road show. Complete with Roger Powell's new synthesizer invention, a Sphinx, the Four Elements and enough new methods for touring road shows to give a soundman permanent paranoid paralysis.

NOISE REDUCTION —A CURRENT VIEW Part I

44

By George Klabin

Recording engineer George Klabin supplies us with a view of noise reduction. In this section, the first of two parts, Mr. Klabin delves into the history, development, pros and cons, available units and functions of the noise reduction process.

COMING NEXT ISSUE!
Noise Reduction: Part II
Direct-to-disc Recording

MODERN RECORDING is published monthly by Cowan Publishing Corp., 14 Vanderventer Ave., Port Washington, New York 11050. Design and contents are copyright by Cowan Publishing Corp. and must not be reproduced in any manner except by permission of the publisher. Second class postage paid at Port Washington, New York and at additional mailing offices. Subscription rates: \$7.50 for six issues, \$13.50 for 12 issues, \$18.00 for 18 issues. Add \$3.00 per year for subscriptions outside the U.S. Subscriptions must be paid in American currency.

THE STAPLES

LETTERS TO THE EDITOR

4

TALKBACK

The technical Q & A scene

10

THE PRODUCT SCENE

By Norman Eisenberg

The notable and the new, with a comment on the judicious use of recording "gadgets."

24

MUSICAL NEWSICALS

New products for the musician.

28

AMBIENT SOUND

By Len Feldman

Graphic equalizers are here to stay, but how do we know if we're using them correctly?

52

LAB REPORT

By Norman Eisenberg

and Len Feldman

Biamp Systems EQ/210 Graphic Equalizer
Burwen DNF 1201A Dynamic Noise Filter
Tandberg TCD-330 Cassette Recorder

54

HANDS-ON REPORT

By Jim Ford

and Brian Roth

Common Sound Reinforcement
Microphones

62

GROOVE VIEWS

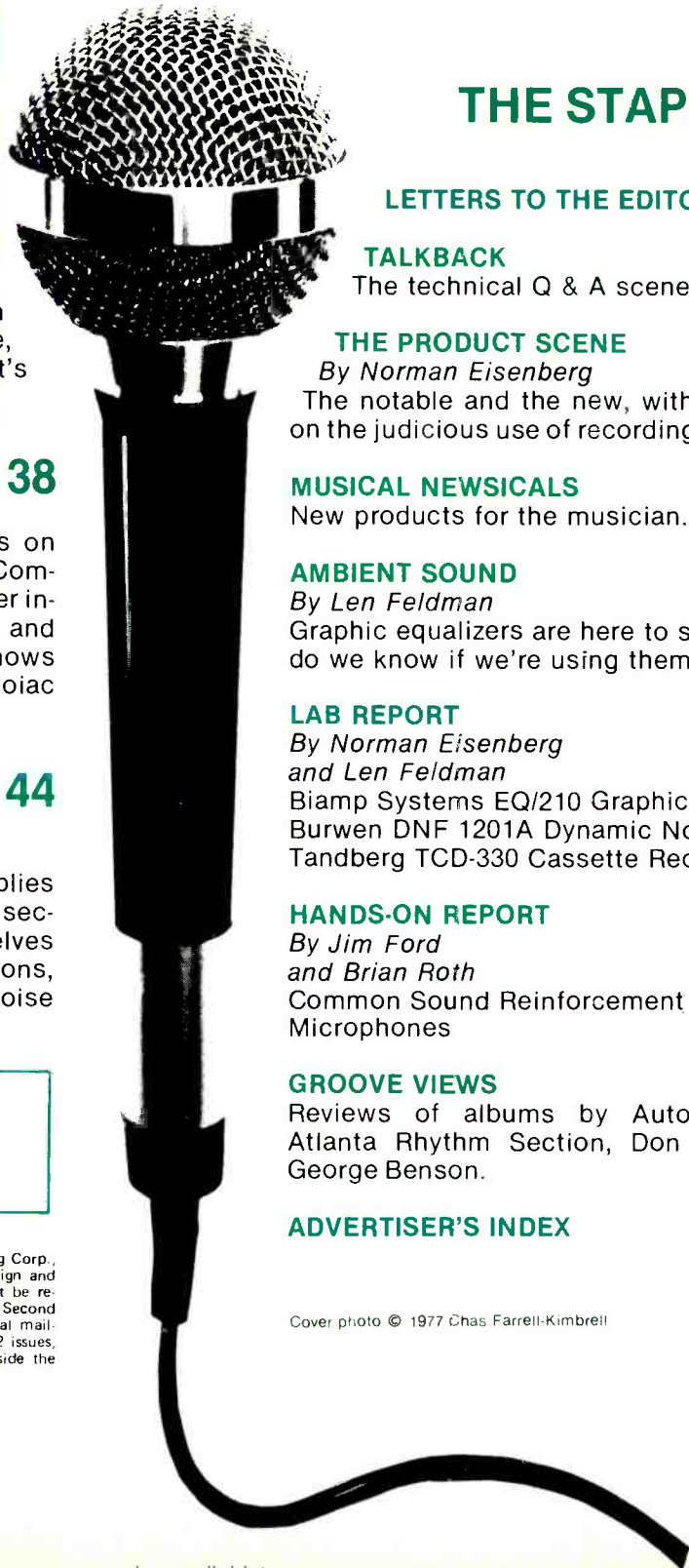
Reviews of albums by Automatic Man, Atlanta Rhythm Section, Don Cherry and George Benson.

64

ADVERTISER'S INDEX

79

Cover photo © 1977 Chas Farrell-Kimbrell



H.G. La TORRE
Editor

**ROBERT ANGUS
NORMAN EISENBERG
LEONARD FELDMAN**
Audio Editorial Board

**FRED RIDDER
JIM FORD
BRIAN ROTH
NAT HENTOFF**
Contributing Editors

STEFFON A. KACHOCKI
Production Manager

MELANIE DEUTSCH
Production Assistant

RICHARD FERTELL
Advertising Director

BILL SLAPIN & CO.
West Coast
Advertising Representative

BILL TRAVIS
Art Director

**SHERYL STERN
LIZ BEENER
HAROLD PERRY**
Art Staff

VINCENT P. TESTA
Publisher

Editorial and Executive Offices
Modern Recording
14 Vanderverter Ave.
Port Washington, N.Y. 11050
516-883-5705

Richard A. Cowan, *President* Cary L. Cowan, *Controller*

Editorial contributions should be addressed to
The Editor, Modern Recording, 14 Vanderverter
Ave., Port Washington, N.Y. 11050. Unsolicited
manuscripts will be treated with care and must be
accompanied by return postage.

LETTERS TO THE EDITOR

Reading Amateur

I am interested in learning about the field of recording and sound reinforcement, mostly as an amateur, rather than as a possible career. I am writing to ask you to recommend some good books on the subject.

I know virtually nothing, so the book would have to begin at a non-technical level. From there, I hope to learn as much as I can on the different pieces of equipment, how they are used, etc. Thank you for your time & help.

L. Allen Ebert
Winchester, Va.

For a listing of good recording books, see MR issues Oct/Nov 1976 and April 1977 in the Talkback Sections.

Info on Turntables

Perhaps you could help me out. I'd like any information you might have on turntables lying around the office. Sure, I could go to a popular high fidelity magazine, but then I would get bombarded with information about equipment that is less than state of the art. Since we started receiving your publication, the quality of our P.A. work has taken an upward swing. Again, thanks for the information.

The boys are itching to read up on most any equipment they could possibly use in advancing their work so could you send that along also.

—C.A. Rynski
Technical Director
Student Union Board
University of Toledo
Toledo, Ohio

We don't do many reports on turntables so we have no information lying about. Our best suggestion is to write directly to the manufacturer of the turntable you are interested in. We suggest that you aid your boys with a subscription to Modern Recording which will surely provide them with enough information for recording advancement.

You Ask, We Help

Would you please send me a spec sheet of your commercial ad costs and rates? Also, could you please provide me with the correct mailing addresses to the music-trade publications listed: *Billboard*, *Cashbox*, and *Record World*.

I have seen you mention these magazines in your great publication, but I have been unable to obtain the correct mailing addresses to all three.

Also, I would like to request the name, address, costs, etc., and details of the RIA, Modern Recording Techniques course offered by the nearest affiliated studio. I have written to the address seen in MR to get all the details but to no avail!!

—Charles D. Burch, Sr.
Buffalo, N.Y.

THE PORTABLE SOUND SYSTEM COMES OF AGE.



1000S

200 Watts rms
per channel
10 low & 10 high
impedance inputs
20 Hz to 20 kHz response
Less than 0.1% THD

700S

120 Watts
rms per channel
7 low & 7 high
impedance inputs
20 Hz to 20 kHz response
Less than 0.1% THD



Introducing the PA 700S and PA 1000S,...professional stereo mixer/amps from Peavey. Anything a soundman can do with a multi-channel stereo mixer, two 9-Band graphic equalizers and two power amps can be done with these super versatile systems.

Features such as variable input attenuation, monitor send, high and low EQ, effects send, stereo pan and output level slider on each channel, along with two 9-Band graphic equalizers, master section, VU meters, and a complete rear patch panel including low and high impedance inputs, put you in full command of the system.


All you do is add the speakers and mix!

For complete information, see your Peavey Dealer or write us and we'll send you a free catalog.
Peavey Electronics, Corp. / 711 A Street / Meridian, Mississippi 39301

CIRCLE 37 ON READER SERVICE CARD

EIGHT OUT

THE SOUND WORKSHOP 1280
RECORDING CONSOLE...
\$2850.



Now that 8-track is the sensible way to go, **Sound Workshop** lets you do it right with its new **1280 Recording Console**.

The **1280** stacks up like this: 12 inputs, 8 outputs; 8 x 2 stereo monitor system; 8 x 1 musicians cue system with cue echo; 2 track mixdown buss; 3 band equalization; Solo; Mute; Panning; Pushbutton track assign; Control room monitor switching, with slate, talkback, and cue; Dual echo returns with panning and EQ: pre and post fader patch points; Total output level monitoring with **Sound Workshop's** unique TRI-LITE LED readouts that let you check recording levels on all 8 tracks at a glance. All this plus more...and of course it's **Sound Workshop** quality. We guarantee it. For 2 years, parts and labor.

the **Sound Workshop 1280** recording console
\$2850.

Sound Workshop
PROFESSIONAL AUDIO PRODUCTS

bringing the technology within everyone's reach

1038 Northern Blvd., Roslyn, L.I., N.Y. 11576 (516) 621-6710

An MR spec sheet of commercial ad costs and rates is on the way to you. Here are the music-trade publications mailing addresses you requested: *Billboard*, One Astor Plaza, 1515 Broadway, New York, N.Y. 10036, *Cashbox*, 6363 Sunset Blvd., Suite 930, Hollywood, Ca. 90028, and *Record World*, 1700 Broadway, New York, N.Y. 10019. RIA informs us that they are very busy with requests similar to yours. They will be forwarding the information to you as soon as possible, but be prepared... there is no affiliated studio in Buffalo.

Trade Journals

Please tell me also where I can get copies of "Studio Sound" magazine. (I already subscribe to *Modern Recording* magazine.) If there are professional trade journals for the industry, please forward a list of these.

—Steven D. Nijak
Rockville, Md.

For a list of trade journals, see *Talkback*, "Your Own Studio."

Reader's Suggestions

How about concentrating a little more on pro and semi-pro gear rather than hi-fi? Also, the suggestion of comparative tests (several different makes, price ranges of reverbs, 1/4-track etc. at one time seems to make sense to me).

I'm enjoying *Modern Recording* nonetheless!!

—P.K. Almeter
Batavia, N.Y.

MR does not consider any of its reviews to be hi-fi oriented. Equipment like professional power amplifiers, equalizers and four-track tape recorders can not be considered basic hi-fi gear.

For price comparisons, please refer to the *MR Buyer's Guide* and check our new staple "Hands-On Report" in which we'll be lab and field testing equipment.


JBL Disagrees

Rob Lewis' "Monitors for the Recordist" contains many admirable points, but I strongly disagree with his positive assessment of narrow-band, peaked-response monitors.

Run-of-the-mill home equipment is far better today than it was ten years ago. One can plainly hear tape and/or cutter overload (resulting from excessive highs) on many home loudspeakers. One can also plainly hear air conditioning noises, turntable rumbles, room resonances and

The "Click and Pop" machine

only by **SAE**



Ever since the invention of the recorded disc annoying "clicks" and "pops" caused by scratches, static and imperfections have consistently disturbed the listening pleasure of music lovers.

Now, SAE introduces the unique model 5000, an Impulse Noise Reduction System which eliminates those unwanted sounds with no adverse effect on the quality of the recorded material.

This breakthrough in electronic circuitry is so demonstrably effective that the SAE 5000 is destined to become an essential part of any sound system.

The SAE 5000 is compact and sleek, built to SAE's exacting standards, and ready to enhance the performance of any system, from the standard receiver/

turntable combination, to the most sophisticated audiophile components.

SAE is proud to add the 5000 to their broad line of *Components for the Connoisseur*.

SAE

SCIENTIFIC AUDIO ELECTRONICS, INC.
P. O. Box 60271, Terminal Annex
Los Angeles, Cal. 90060

Please send more information on the 5000.

Name _____

Address _____

City _____ State _____ Zip _____

CIRCLE 93 ON READER SERVICE CARD

www.americanradiohistory.com



Bi-Amp vs. Uno-Amp Showdown

The sun hangs low in the Western sky as the newcomer, Bi-Amp, levels his double barrels of efficiency and cleanliness at old-timer Uno-Amp.

Bi-Amp is the system used in Tangent's powered columns: a separate amplifier driving the low frequency speaker, and a separate amp for the high frequency transducer.

Uno-Amp is the name we've given to the traditional method of powering both the high and low frequency drivers with a single power amp.

Efficiency, the first barrel: Passive crossover networks used with Uno-Amps (between the power amp and speakers) waste power.

An electronic crossover (like the one in Tangent's bi-powered columns) splits the signal into low and high frequency bands first. Each band is then fed into a separate amplifier. Since each amp is handling a narrower bandwidth, they can be driven harder before clipping.

Thus the Tangent bp6030 Bi-Amp column, with 90 Watts RMS (60 Low, 30 High), is equivalent to a 175 Watt Uno-Amp output.

Cleanliness, the second barrel: An Uno-Amp set-up needs something between the power amp and the high frequency driver: resistors or capacitors or inductors or L-pads.

In a Bi-Amp system there is nothing in the way of the amplified signal from the power section on its way to the speaker.

And Tangent's electronic crossover uses a constant-voltage, constant-phase circuit that totally eliminates time delay distortion.

Both barrels on target: Bi-Amp takes over as the champion of clean, efficient sound.



tangent
musical engineering
tangent systems, inc.

2810 south 24th street
phoenix, arizona 85034
602-267-0653

the like on many current home units. These are inaudible on monitor designs which do not have extended response at both ends of the frequency spectrum.

Additionally, a monitor with elevated midrange response will result in tapes which are deficient in midrange vocal presence—the tape will exhibit the inverse of the speaker's response curve—unless the mixer can “guesstimate” a suitable correction factor.

Further, equalization is of limited help in restoring missing frequency extremes, particularly at the low end of a ported system's response. When a conventionally tuned reflex system operates below vent resonance, response rolls off at about 24 dB/octave and phase rotates rapidly. Bearing in mind that 10 dB represents a tenfold power increment, one can see that both woofer and amplifier power capacity will be quickly exceeded with little useful result if equalization below system resonance is attempted.

It seems odd that the most subtle differences in signal processing equipment are hotly debated and the last drops of distortion and noise are squeezed from electronics and tape machines, yet many people continue to depend on twenty-year-old monitor designs which are not capable of reproducing most of these electronic subtleties.

—Garry Margolis
Applications Engineer
Professional Division
JBL Sound, Inc.
Northridge, Ca.

Hunting Warriors

Could you please tell me which label Jade Warrior records on and possibly the name or names of their albums as seen in your Feb/Mar 1977 issue. I've been trying to find out for quite a long time.

You have a great magazine!

—Todd Nelson
Ventura, Ca.

Jade Warrior records on Island Records as listed in the Groove Views heading in the Feb/Mar 1977 MR issue which you have already noted. Jade Warrior has recorded three albums: Floating World, Waves, and Kites.

Upcoming Lab Reports

Could you do a Lab Report on the Tascam series model 80-8, half-inch, reel-to-reel recorder in an upcoming issue?

Great magazine, keep up the good work.

—Eric J. Brown
Schenectady, N.Y.

We are seriously considering doing a Lab Report on the Tascam 80-8 in an upcoming issue. However, the machine has caused such a stir that TEAC is quite busy filling orders. When things at TEAC calm down, we will do our best to have a Lab Report as soon as possible on the 80-8.

Good Idea

Began receiving our subscription today with the Vol. 2, No. 3 issue that was long awaited. Thank you for getting us back on the list of subscribers. We will be looking forward to receiving back issues of MR since we've missed them dearly, and of course, all forthcoming issues. Glad to hear about the monthly format. We'll need more info about adding to our subscription.

It would be nice to see information geared to interpreting manufacturers specs and seemingly foreign abbreviations. I know most of this sort of thing can be found in Audio Cyclopaedia and various handbooks, but it would be nice to have it documented for quick reference. This could also apply to consumer stereo type spec sheets on tuners and the like.

—Don Schott
Monitor Music Central
Cincinnati, Ohio

For a magazine with our format, it would be difficult to draw up and include a directory of terms. However, your idea is well taken and will be set on the drawing board.

If you subscribed when MR was bi-monthly, your subscription will still cover 6 months of issues. With MR going monthly, those 6 months will only cover a half a year. So to cover an entire year, you will have to renew your subscription after 6 months.

Back Issue Request

Congratulations on a very useful magazine. I look forward to every issue. Thanks for going monthly!

How about making some back issues available?

—Richard C. Vonderlinn
Greenlawn, N.Y.

At present the only back issues available are Jun/Jul 1976, Dec/Jan 1977, Feb/Mar 1977, and the MR Buyer's Guide. To receive back issues, simply write to our Subscription Department and request them at \$1.75 per copy.

JVC builds in what other receivers leave out. A graphic equalizer.



The only way you can equal the realistic sound capability of JVC's modestly priced S300 stereo receiver, is by adding an expensive, but highly versatile graphic equalizer, to another receiver.

For the price of a conventional receiver in its price range, the S300 has built-in JVC's exclusive graphic equalizer system. With five zone controls to cover the entire musical range. While most high priced receivers offer bass and treble controls, and some include a third for midrange, none approach the precision and flexibility of the SEA graphic equalizer system developed and patented by JVC.

371,293 ways to hear better sound.

By adjusting the five detent tone controls covering the frequency range at 40Hz, 250Hz, 1,000Hz, 5,000Hz and 15,000Hz, you can create 371,293 different sounds. A feat never before achieved (with a stereo receiver) outside a professional recording studio. But, then, the S300 is a JVC professional.

Get better performance from your components and listening room.

Why do you need such tremendous variations in tone? Quite simply, they help you to overcome the shortcomings of the acoustics in your listening room; they also can help you to compensate for the deficiencies in old or poor recordings.

Finally, they can do wonders for the frequency response of your speakers, and where you place them.

SEA is really quite easy to use. For example, the 40Hz switch reduces record hum or rumble, and it can add greater clarity to the ultra low bass of an organ.

The problem of booming speakers is simply handled with the 250Hz switch. And in the important midranges, the 1,000Hz control adds new dimension to the vocals of your favorite rock performers, while the 5,000Hz switch brings out the best in Jascha Heifetz. You can even reduce tape hiss and diminish the harsh sound of a phono cartridge at high frequencies, with the 15,000Hz control.

SEA adjusts the sound of your system to the size of your room.

You see, small rooms tend to emphasize high frequencies, while large ones accentuate the lows. But the ingenious SEA allows you to compensate for room size and furnishings—so your system can perform the way it was meant to, wherever you are.

While most manufacturers reserve

CIRCLE 85 ON READER SERVICE CARD

www.americanradiohistory.com

unique features for their top of the line model, JVC has included SEA in three of its receivers. The S300, the S400, and, of course, the top professional—the S600.

When you hear these receivers at your JVC dealer (call toll-free 800-221-7502 for his name), think of them as two components in one. In fact, it's like having all the benefits of a graphic equalizer... without buying one.

JVC America, Inc., 58-75 Queens Midtown Expressway, Maspeth, N.Y. 11378 (212) 476-8300

JVC

TALK BACK

"Talkback" questions are answered by professional engineers, many of whose names you have probably seen listed on the credits of major pop albums. Their techniques are their own and might very well differ from another's. Thus, an answer in "Talkback" is certainly not necessarily the last word.

We welcome all questions on the subject of recording, although the large volume of questions received precludes our being able to answer them all. If you feel that we are skirting any issues, fire a letter off to the editor right away. "Talkback" is the Modern Recording reader's technical forum.

Demagnetizer Info

I have a cheap-o head demagnetizer (the \$4 kind). A. Are these units usually somewhat effective? B. How much distance should there be between a demagnetizer and the tape heads when releasing the demagnetizer button?

—Stephen Kayser
Stamford, Ct.

Most modern tape recorders are designed to be largely self-demagnetizing, at least as far as the erase and record heads are concerned.

A small amount of residual magnetization may eventually accumulate in the playback head and any other parts in the tape path made from magnetic material. This background magnetization may take many months to build up, and periodic use of a demagnetizer will minimize this accumulation. Particular care should be taken to demagnetize the tape path if the recorder is transported, since the varying fields encountered in transport can lead to high levels of magnetization.

Since the possible levels of magnetization are quite small, even the simplest

demagnetizer will usually be quite effective. Ideally, the tip of the demagnetizer should be brought into direct contact with the parts to be demagnetized. (If the tip is bare metal, it should be covered with a thin layer of tape to avoid scratching the heads). The demagnetizer should be switched on and off at a distance of two to three feet from the heads.

These precautions should eliminate any possibility of residual magnetization inducing noise onto previously recorded tapes, or degrading new recordings.

—Bill Burns, Manager
Technical Services
Revox Corporation
Syosset, N.Y.

Parametric EQ's

What is a parametric equalizer? How does it work? For the past four or five years I've read nothing about EQ's except about graphic and octave.

—Bruce Jenkins
Olmsted Falls, Ohio

Several years ago an organization called International Telecommunications Incorporated began to market an equalizer for professional use and they called it a "parametric equalizer." I think it was around the same time that Dan Flickenger began to offer "parametric equalizers" as modifications to his consoles. Well, Flickenger is no longer making consoles and ITI is no longer making equalizers, but parametric equalizers are still with us.

The name "parametric" stems originally from the application to audio of a type of reactance amplifier which was, I think, originally developed for hi-sensitivity microwave applications. Whatever its origins, the name has come merely to mean that the individual parameters of the equalization function are individually and *independently* controlled. The

parameters are of course: *Frequency*, the center of a boost or dip curve, or the roll-off point for a filter; *amplitude*, the amount of boost or cut desired at that frequency; *bandwidth* or *Q*, the shape of the curve, the number or fraction of octaves over which the boost or cut extends while having its center at the selected frequency.

A conventional equalizer doesn't allow for the change of any one of these parameters while keeping the others constant. As a matter of fact, parametric equalizers utilize only pots for the adjustment of all their parameters. Then the mark of a parametric equalizer is a continuously variable frequency setting, a continually variable boost or cut and the possibility exists of continuously variable *Q* or bandwidth.

The most common construction for this type of equalizer is to have three or four sections each offering the features listed above connected in series with the ranges of the three or four frequency controls overlapping considerably. Some of the models currently available limit the choice of bandwidth to two switch-selected settings or preset it for the various sections of the equalizer.

There are now some parametric equalizers configured to provide octave type control of signals. They don't offer *Q* control or variable frequency but they do allow for a somewhat safer method of tuning a signal than conventional closely set filter centers. Conventional equalizers tend to interact with each other; a problem that can be controlled with parametric sections.

I suspect that the new graphic like the Crown EQ-2 and the Technics SH 9090 are built around parametric equalizer sections because of the range of control of frequency they provide. In any case don't confuse format with circuit function. It is possible to utilize conventional or parametric technology to realize graphics either on octave, half octave or

third octave frequency centers. You can also use the same equalizers with the controls arranged in rows so that no graphic display of the setting is seen when they are in use.

In use, parametrics are spoilers. Once you get used to being able to fully tune your EQ it's very hard to live with someone else's fixed, predetermined frequency points. It's also possible to set the Q high and "pan" through the frequencies resulting in an effect that sounds something like phasing or flanging.

—Ed Rehm

The Nordine Group
Chicago, Ill.

Ribbon Mics

I have a question pertaining to a velocity type (ribbon) microphone.

I would like to know if there is any long-range harm caused by using ordinary screws, which are magnetic (made of ferrous material), to fasten the plates which hold the ribbon (in a velocity type microphone).

The original screws (two for upper plate and two for lower plate) were non-magnetic but I had to replace one of them and I used an ordinary screw (with magnetic properties). The microphone appears to function normally, but I can't help wondering if this could distort the magnetic field and alter the specifications of the microphone, or possibly weaken the magnet over a long period of time. There must be some reason why non-magnetic screws were used originally.

—Robert Graf
Paterson, N.J.

Note: The following answers were made independently of each other to further answer the above question. —Ed.

We can see no harm in using ordinary screws to fasten the plates holding the ribbon. They should not effect the magnetic field in the ribbon gap, or cause long range difficulties. Because of the magnetic attraction, the only difficulty may be in trying to get the screws started.

—Kenneth R. Reichel
Sales Engineering Manager
Shure Brothers Inc.
Evanston, IL.

In ribbon microphone design the construction of the transducer assembly is most critical since an absolutely linear magnetic field is required. Brass blocks are therefore used to support the ribbon to provide an uninterrupted magnetic path between the north and

Are you sure what the crossover point for your next installation should be?

If not... you might think about including a Crown VFX-2 in your tool kit.



This unique, dual-channel unit has continuously variable filters. With it you can "fine-tune" the crossover point in any sound reinforcement system.

As a temporary test rig, the VFX-2 installs quickly. You can diagnose crossover problems in existing systems, no matter how old or new, and prescribe a solution.

For permanent installation, you'll find that the VFX-2 costs less than many fixed filters, and provides other advantages. For one, a 15dB gain that eliminates the need for input transformers. An 18dB per octave rolloff that's sharp by any standard. Crossover points can easily be changed to suit different performances. The VFX-2 also works as a bandpass filter, or for tri-amping a mono system.

Hum and noise 113dB below rated output (IHF), IM distortion less than 0.01%, 19 inch rack mount.

Try a VFX-2 on your next installation. Be sure.

*When listening
becomes an art,*



CROWN

Box 1000, Elkhart IN 46514

ODYSSEY

THE WORLD'S #1 SYNTHESIZER.

Playing a synthesizer can be the best musical experience of your life.

It is when you play an ARP Odyssey.

Playing the Odyssey lets you turn the music you feel into the music you hear. A patented two-voice keyboard and easy-to-read control panel give you power over every aspect of sound. Any time you want to change from one sound to another, you can do it instantly, at the touch of a slider or flip of a switch. It's the perfect tool for creative musical expression.

We call it "human engineering." And we back up this successful design with a detailed owner's manual, a 213-page textbook, even a patchbook with 75 great Odyssey sounds inspired by musicians like Hancock, Corea, Duke, Winter, Wonder and other fine artists who have helped make ARP synthesizers the most popular synthesizers in the world.

© Copyright 1977
ARP Instruments, Inc.

After four years, thousands of concerts and millions of miles, the ARP Odyssey has the best performance record of any ARP we make. What's more, it's expandable. ARP systems interfacing makes hundreds of combinations possible with your Odyssey, for unlimited sound potential.

See the complete line of high performance ARP synthesizers at the best music store near you. Find out how much an ARP Odyssey can do for you and your music.

For more information on the ARP Odyssey and the complete ARP synthesizer line, including a five minute demonstration record of the new polyphonic ARP Omni, send your name and address plus \$1.00 to cover postage and handling to:

ARP Instruments, Inc.
320 Needham Street
Newton, MA 02164



World's leading
manufacturer of electronic
music synthesizers



south poles of the microphone's magnet.

If the blocks were made from magnetic material, the lines of magnetic force would pass through the blocks rather than through the air gap. Similarly, screws made of ferrous material will create an interference path and distort the magnetic field.

Furthermore, there is a possibility of an electrochemical reaction between the dissimilar materials of the brass block and ferrous screw with the possibility of corrosion.

While the effects of using ferrous screws may be relatively small, we do feel that the extremely linear performance made possible by Beyer's special ribbon design should not be compromised in any way.

—Bill Burns
Revox Corporation
Care of: Beyer
West Germany

Four Channels Into Two

First off, let me tell you that your magazine is the finest, most interesting periodical I've ever read!

I have been playing the four channels on my TEAC 3340 with the use of "Y" cords between channels 1 and 3, and 2 and 4. I have been told that I might be causing some damage to the machine. Is this possible? Also, I notice that on the 2340 machine TEAC has thoughtfully included a switch to put all 4 channels into a normal 2 channel stereo output for the headphones. This is great but how can I do this on my deck? (I have made my own adapter but am afraid that running two channels simultaneously may cause some trouble).

Thank you and please keep up the good work. Great to see MR is monthly!

—Richard Pearce
Lafayette, N.J.

When you say you are playing the 4 channels of your 3340S by using a "Y" cord, I assume that you are using the "Y" cord to connect the "phone" outs on the front of the machine.

"Y" cords are actually designed to split signals apart not to combine signals together. The effect of combining signals with only a wire is that the impedance of the circuit changes (the impedance can be defined as the resistance in an A.C. circuit).

Look at it this way: Some of the electrons flowing down the wire on the left (electricity) will try to go back upstream on the wire on the right and vice versa.

It sounds worse than it is. You won't

actually hurt your machine but there is a consideration. Sitting in the circuit near the "phone" outs in the A3340S is the meter amplifier. By changing the characteristics of that circuit (changing the impedance) you can cause your meters to read inaccurately. The extent of this effect would depend a lot on the type of headphones you are using.

Check this by recording and playing something, checking the meters and plugging and unplugging your "Y" cord. If you aren't experiencing a radical change (like $\pm 1\frac{1}{2}$ dB) you're probably okay.

If you are getting a bigger meter change than you want to work with, then get yourself a TEAC AX-20 (a low cost passive 4 x 2 signal combining network) and 4 RCA (pin jack) male/male into female "Y" cords. Use these to split the outputs on the back of the recorder feed; 1 set to the AX20, the left and right outputs of the AX20 to your receiver and monitor with headphones at the receiver.

—Theo Mayer
 Manager, Training Dept.
 TEAC Corporation of America
 Montebello, Ca.

Converting Mic Lines

Can "unbalanced" mic lines be converted to "balanced" lines and if so, how? What are the advantages and disadvantages of running balanced and unbalanced mics?

—Howard Liggett
 Studio City, Ca.

An unbalanced line uses one conductor surrounded by a shield which is grounded and acts as the second conductor, while a balanced line uses two conductors neither of which is grounded but is surrounded by a shield which is grounded. Balanced lines have the advantage that noise not screened out by the shield will be cancelled out at the input of the following stage, producing lower overall noise in the system than would be obtained with unbalanced lines. The noise cancellation is achieved by connecting the output side of the line to either a transformer or a differential input amplifier.

A microphone signal applied to the input of the balanced line produces a current flow towards the output end in one conductor and equal in amplitude but away from the output end in the other. Noise signals, however, induce equal amplitude currents in the same direction in both conductors. If the outputs of the two conductors are con-



**Before
 you buy
 stereo
 headphones,
 get
 some
 good
 advice.**

Theirs:

Julian S. Martin
 HI-FI STEREO BUYERS' GUIDE, March-April, 1976

"Superb from every viewpoint. An outstanding achievement in headphone design. One of the most comfortable."

The Len Feldman Lab Report
 TAPE DECK QUARTERLY, Winter, 1975

"Response of these phones extends uniformly from 20 Hz to over 22,000 Hz with no more than ± 2 dB variation over this entire range...this is nothing short of incredible."

New Equipment Reports
 HIGH FIDELITY, January, 1976

"The sound quality the AT-706 presents [to you] is exceptional: very wide range and smooth...Within this excellent operating range the sound is exceedingly clean and open...an extremely fine stereo headset."

If you asked the critics they'd tell you to listen critically to a variety of products before you buy. We agree. Because the more carefully you listen, the more you'll be impressed by the sound of Audio-Technica.

AT-706

Electret Condenser
 Stereo Headset \$129.95
 Our finest Personal Transducer



audio-technica[®]
 * INNOVATION □ PRECISION □ INTEGRITY

AUDIO-TECHNICA U.S., INC., Dept. 57MR, 33 Shiawassee Avenue, Fairlawn, Ohio 44313
 Available in Canada from Superior Electronics, Inc.

Make original recordings with no audible tape hiss or background noise. The secret is the dbx 157 tape noise reduction system connected to any reel-to-reel recorder.

The dbx 157 is a two-channel simultaneous system that permits you to monitor off tape while recording. It's fully compatible with all dbx professional studio models as well as dbx tape noise elimination systems available in TEAC-Tascam recorders, and sells for \$600.00.

Other switchable (record or play) tape noise reduction systems in this series are the 152 (two-channel) and the 154 (four-channel).

For complete product information, visit your professional audio dealer or write: dbx, Incorporated, 296 Newton Street, Waltham, Massachusetts 02154, (617) 899-8090.

dbx eliminates tape noise



dbx inc.

CIRCLE 55 ON READER SERVICE CARD

connected to the opposite ends of the primary winding of a transformer, the noise currents oppose each other as they try to flow either into or out of both ends of the winding at the same time. The noise currents are equal in amplitude in both conductors due to the conductors being twisted closely together within the cable, thus there will be no current flow in the primary and no output from the secondary. The microphone signal flows into one end of the primary and out the other, producing a signal output at the secondary of the transformer. Since the shield also carries noise currents, it is important that it is kept electrically separate from the two conductors at the primary of the transformer, for connecting it to either of the conductors would upset the equality of noise currents preventing complete noise cancellation. The secondary of the transformer is made to feed an unbalanced line by connecting one end of the winding to the conductor and the other end to ground. The shields of both the balanced and unbalanced lines are grounded.

A differential input, single-ended output amplifier can be used to achieve noise cancellation in the same way as a transformer. This type of amplifier has two inputs neither of which is grounded, and produces an output only in response to a difference in the signals fed to its inputs. Since the noise signal is the same in both conductors, the amplifier will not respond to it. The microphone signal is different at each input, for the current tries to flow into one and out of the other, and so it is amplified. The conductor of the unbalanced line is connected to the single output terminal of the amplifier, while the shield is connected to ground.

In addition to the cancellation of noise picked up by the conductors, balanced lines have the further advantage that they minimize ground loop problems. These occur when the ground connection at one piece of equipment is at a different electrical potential than the ground at another piece of equipment. Connecting the two grounds together with the shield of a cable will cause a current to flow in the shield, inducing noise into the equipment at the cable output. This noise can appear as hum or even supersonic oscillations. Since balanced lines do not use the shield to carry the signal, it is only necessary to connect the shield to ground at one end, usually at the input of the following piece of equipment. This is called a "telescoping shield." Since the shield is used as the second conductor in an unbalanced

Billy Cobham on Bose.

When he's talking about speakers, Billy Cobham, #1 drummer in the annual *Down Beat* Readers Poll, sounds good on BOSE; he says, "BOSE speaker systems represent the ultimate in sound." And Billy sounds good on BOSE when he plays drums, too. His BOSE 800 speakers let him hear the same spectacular performance the audience hears. You'll sound good on BOSE, too.

BOSE 800

Please send information on BOSE Pro Products to:

Name _____
 Address _____
 City/State/Zip _____
 Telephone (____) _____

Return to: Dept. MR, BOSE, The Mountain, Framingham, MA 01701



Home Cookin'!

See that guy at the board? Once upon a time he was an engineer at the busiest studio in town. The place had everything big money could buy. And it cranked out super-slick albums at an absolutely psychopathic rate. But because its hourly rate matched its image, it wasn't only the busiest studio in town, it was also the most expensive. Which was alright if you had a fortune to spend—which the band you see here didn't.

After years of being a staff engineer he decided he'd been sitting behind somebody else's board long enough, thanks. So with the money he'd saved, he invested in a complete TASCAM Series recording studio by Teac—80-8* eight track, 25-2* two track, mixing consoles—the works!

Two days later, he was making tracks like they'd never been made before—in his home! And at a fraction of the price charged by his former employer.

Well, the band cut a demo at his new studio and with it they got a record deal. And with the front money, they invested in their own Teac mini-studio. So with the band members taking turns at the board, they laid down the tracks for their album. And to make sure they got the most out of the tracks they made, they asked the old pro to do the final mix.

Could this story have happened without Teac recording equipment? Not on your life. But it's the sort of thing that's bound to happen whenever a second generation engineer and a second generation band team up with a new generation of recording instruments.

TASCAM SERIES BY TEAC
 A new generation of recording instruments
 for a new generation of recording artists.

*Nationally advertised value. Model 80-8 tape recorder shown above, less than \$3,000. Model 25-2 tape recorder also shown, less than \$1900 (Rolling Consoles not included). Actual retail prices to be determined individually at the sole discretion of authorized Teac/Tascam series dealers. Prices subject to dealer preparation charges where applicable.

TEAC Corporation of America, 7735 Telegraph Rd., Montebello, CA 90640 ©TEAC 1977

Check Audiotechniques First

ALTEC 604E

The all-time studio monitoring favorite is still available . . . brand new and factory fresh from Audiotechniques for only \$345 each, prepaid, and that includes shipping. Order 4 and deduct 5% from total. Send checks, money orders or cash.




IMMEDIATE
DELIVERY

audiotechniques, inc.

142 Hamilton Avenue, Stamford, CT 06902 Telephone: 203 359 2312

THE MACHINE for your machine.



Our concept: the cassette is a component of your sound system, not an accessory. Because a cassette, unlike its open-reel counterpart, actually becomes an integral part of your system the instant you put it in your cassette deck.

This philosophy was one of the underlying principles behind the development of TDK SA cassettes. TDK SA was the first non-chrome tape compatible with chrome bias and equalization. It gives you better high-end performance than ferric-oxide-based tape, and unlike chrome tapes, it gives you greater dynamic range at low and midrange frequencies, with far less distortion.

But our engineers put as much emphasis on the design and construction of the SA cassette housing as they did on the SA tape inside. Our cassette shell and tape carriage system are made to the same high standards as the tape they carry. So you get the kind of jam-proof, friction-free reliability you want in every cassette we make.

TDK SA cassettes offer both superior tape and precision mechanics. That's why quality tape deck manufacturers either use SA as their reference cassettes, or recommend it for their machines.* And why you'll get the best from your system by using our machine in your machine.

*Questions about specific decks will be answered upon request.



TDK

TDK Electronics Corp., 755 Eastgate Blvd., Garden City, N.Y. 11530 In Canada Superior Electronics Industries, Ltd

ced line, it must be connected at both ends, encouraging ground loops.

Unbalanced lines do have a cost advantage. Basic electronic devices are inherently unbalanced and transformers or differential stages must be added to the input and output of each circuit to make them compatible with balanced lines. This increases the equipment cost.

While the question did not mention impedance, it is important to note that unbalanced mic inputs are usually high impedance, while balanced output microphones are usually low impedance. By choosing the proper primary and secondary impedances, the transformer can optimize the impedance seen by the input stage of the mic preamp for lowest noise operation without loading down the mic output, while providing a voltage gain in the area of 20 dB. This means that the preamp requires 20 dB less gain, and noise generated by the preamp input stage and fed to the following stages will be 20 dB less. Differential input amplifiers can also be designed for optimum input impedance with low impedance microphones, and they have an advantage over transformers in the areas of extended frequency and transient response. However, preamps with differential inputs require 20 dB more gain than ones with transformer coupled inputs, so they are usually noisier. Differential amplifiers also require a power supply in order to function making them more difficult to add to an existing system than transformers.

The Shure A95 series of plug-in line matching transformers is a convenient means of producing balanced mic inputs in an existing unbalanced system as they have an XLR connector at the balanced low impedance side and either a phone or an Amphenol connector at the unbalanced high impedance side.

—Robert E. Runstein

Author, *Modern Recording Techniques*

Limit Before Or After

When using Kepex and a limiter, is it better to limit the signal before or after Kepex?

—George Klein
New York, N.Y.

First let us think about it. Before we can use a piece or pieces of equipment properly, we have to know why we are using it. If the answer to that is "because it's there," then don't use it! If you want to use the combination for an effect, you may want to put the Kepex in front of the limiter. This will

The Control of Power by Sansui.

For the audiophile who wants the finest matched stereo amplifiers and stereo control preamplifiers, Sansui offers the answer — its Definition Series. Look at two of these outstanding components. The Sansui BA 3000 is designed with plenty of power to handle those bursts of percussion and those dynamic fortissimos that give you concert hall presence. The CA 3000 controls and features are a true joy for the creative pro and audiophile who wants to tailor the music to his own personal preferences.

This extraordinary pair is designed for the most demanding tasks: recording studios, sound reinforcement and audiophile home listening. The Definition Series offers the clearest, cleanest fidelity available anywhere. Top of the line Sansui BA 5000, called the "Monster," is one of the most powerful amplifiers available today: 300 watts per channel min. RMS into 2, 4 and 8 ohms from 20 to 20,000 Hz with no more than 0.1% THD.

For complete information on the entire Definition Series visit your local Sansui dealer soon or write direct to us.



The CA 3000 phono preamplifier is within ± 0.2 dB of RIAA equalization curve. Offers everything desirable in a preamplifier and more. Triple tone controls. Left and right input and output channel meters. Tape controls for copy and playback. Sensitivity controls. Phono input capacitance selector.

The BA 3000 stereo amplifier, 170 watts per channel, min. RMS, both channels driven into 8 ohms from 20 to 20,000 Hz with no more than 0.05% THD. Safety abounds: 4 Jumbo heat sinks (Sansui patent pending); triple protection circuits for simple power protection; and front panel LED power/protector indicator on the front panel to show safe operation. Specially damped output power meter.

Each Definition Series component comes with a test data sheet, complete with all performance characteristics. And Sansui offers a limited 5 year warranty.



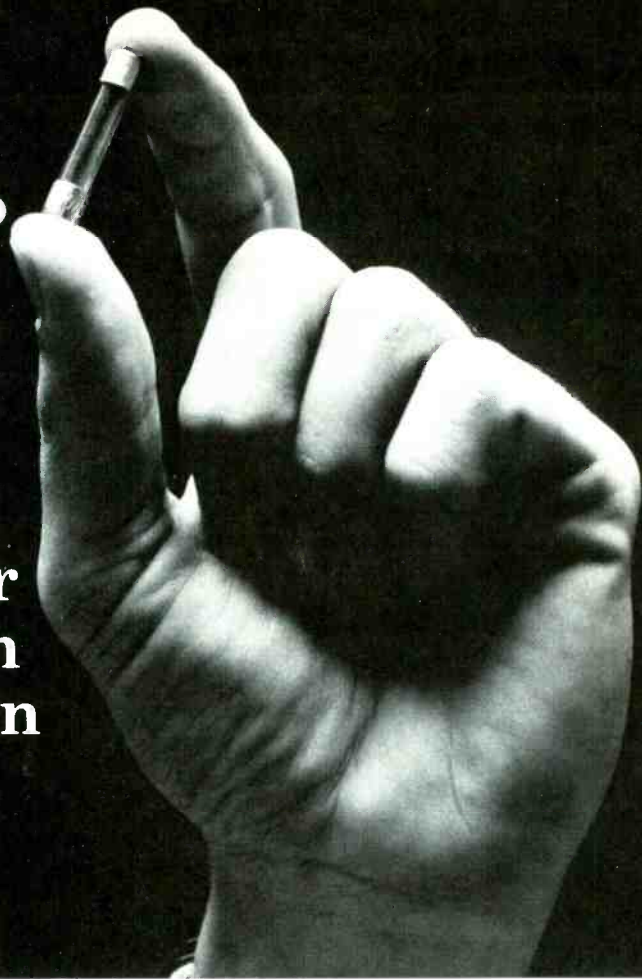
SANSUI ELECTRONICS CORP.
 Woodside, New York 11377 • Gardena, California 90247
 SANSUI ELECTRIC CO., LTD., Tokyo, Japan
 SANSUI AUDIO EQUIPMENT S.A., Antwerp, Belgium
 In Canada: Electronic Distributors



CIRCLE 77 ON READER SERVICE CARD

Pffft.

Your \$5,000.00 monitor system just went down because of a 19¢ fuse in your power amp.



tend to drive the limiter up the wall, very subtly of course. If the limiter is a Gain Brain, which is rather speedy as compared to most "mortal" limiters, there would be more of that effect with a slower limiter.

Now that we have the special effects department out of the way, let us get serious. More than likely you are using the gate to mute a channel so that the undesirable spill is keyed off during quiet spots. If this is so, we would want the gate after the limiter, assuming that the noise we want to gate is somewhat below the signal level. There are two benefits here: first, all noise is gated including whatever sounds the limiter makes by itself and second, if the noise to be gated is loud enough to exceed the threshold of limiting, the limiter has a head-start when the desired signal comes back (not that the Allison needs it). A word of caution though. If the noise is really up there and drives the limiter much above the threshold, it may not key the noise gate, as the output differential may be too small for the gate to sense. That is, the level may remain too high with limiting to fall below the gate's threshold. But if your spill is that bad, you might be better off

not using the gate since the change in room sound will become noticeable when the spill is keyed off. Keep an ear open for that problem when using any noise gate for that purpose.

—Dave Moyssiadis
Frankford/Wayne Recording Labs
Philadelphia, Pa.

Too Much Bass

I have an Akai GX-365 stereo reel recorder. Whenever I record from either the radio or a record, there is an enormous amount of bass content. I turn the treble up and the bass down on the receiver, both when I record and play the program, have cleaned and demagnetized the heads and guides, but still way too much bass. What can I do?

—Don Meade
Canton, Ohio

The analysis of an electronics problem given only a description is a rather difficult if not impossible task.

Your problem may be one of only a bias adjustment for your particular brand of tape.

However, your problem may also lie in a defectively worn record and/or playback head. If such is the case, you can

have the GX head replaced at an authorized Akai Warranty Service Clinic. You are responsible for only the labor cost.

Whatever the case, I suggest that you have your Akai GX-365 inspected by your local Akai Service Clinic which is: Audio Warehouse, 719 E. Market, Akron, Ohio 44309, telephone (216) 376-6050.

—Linda Penny
Marketing Services
Akai America, Ltd.
Compton, Ca.

Quality or Safety?

My recording problem will seem rather primitive to you. I have been accustomed to recording music directly from a guitar amplifier by connecting the external speaker jack in the amplifier to the line input jack of my tape deck since I have no line output jack. The results were always satisfactory for me, however, I have been told that this process can be damaging to either or both the amplifier or the tape deck due to vast differences in both impedance and voltage. This is logical to me, yet I have never seen any adverse conditions arise due to this procedure. I would like to continue to record in this manner be-

cause external noise is eliminated as opposed to mic recording and results in a cleaner sound.

Is there a way to make such a procedure safe for the equipment? Is it all right to continue with this practice?

I realize on the new tape decks that there is a warning against doing this but I have been doing this for years, even on inexpensive tape recorders which actually suggested taping the speakers of a source (such as an amplifier) and recording with the line input.

Is a combination transformer/impedance matcher that can take the 8 ohms from the external speaker jack on the guitar amplifier and change them to 50,000 ohms as well as lower the voltage to a constant 0.1 volts the answer? I would like to keep recording in the line input jack and also be able to line/mic mix onto one track.

Please help me with this very difficult problem!! Should I sacrifice quality for safety or can I achieve both??

—Henry Alletcha
Hartford, Ct.

Direct injection of an electric instrument's signal into a recording system is a common studio technique for the

reasons you mention (lower noise and distortion) and because it eliminates the leakage of other instruments onto the track. The technique is usually used for bass guitar and keyboards, and the signal is picked off between the instrument and the amplifier to eliminate undesirable distortion or coloration from the amp and speaker. For guitar, most engineers prefer to mic the speakers because amplifier and speaker coloration is considered desirable. "Direct boxes" are available commercially, and allow splitting the signal between instrument and amp without degrading the signal, but these are not suitable for connection to the output of the amplifier.

There are three technical problems you face in connecting your amp and recorder directly. (1) There may be DC present at the output of the amp which can potentially cause distortion or even damage to your recorder; however, this problem is unlikely to occur. (2) You may create a ground loop and cause a buzz or hum; this problem is very annoying but seldom causes any damage to the equipment. (3) The signal voltage available at the speaker output of the amplifier (some 22 volts for a 120-watt amplifier with 4-ohm speakers, for

example) is dangerously high to connect directly to a recorder; this is a serious problem since these voltages can easily burn out the transistors in the input stages of the recorder if the input level control were accidentally turned up too far.

Fortunately, a very simple device can be made to solve all three problems. In theory, a transformer to step the signal voltage down by an appropriate ratio at the appropriate impedances is all that's necessary, but the values required for this application are impractical. A better solution is to use a common one-to-one line transformer for isolation and a resistive pad to reduce the voltage. A side benefit of this type of design is that the transformer doesn't need to handle as high a signal level, which reduces the cost of the transformer. If you use a 600 ohm/600 ohm transformer, the pad can be as simple as a single resistor in series between the "hot" side of the input connector and the transformer's primary winding; a 12,000 ohm resistor will handle anything up to about a 120-watt amplifier, but a smaller value, say 5,000 ohms, may be necessary to get enough signal from a smaller amp. A device such as

Click.

*Laboratory Power Amplifier
Model 750 A*

If you had a **BGW** amp, *you*
you wouldn't need a 19¢
fuse and you'd be back
in business.
The **BGW** Amps.
We think of **everything**.

BGW Systems: 13130 E. Yukon Ave., Hawthorne, CA 90250 213/973-8000 FAX: 213/973-8001
In Canada: Omnimedia Corp., 10245 Cote de Liesse, Dorval, Quebec H9P 1K1 TEL: 514/891-9711



Circle 65 on Reader Service Card
www.bgw.com

At Last, an Equalizer that Comes Clean...

Up until now, whether you tried to equalize your control room or contour your sound system for a concert hall, the end result was an increase in distortion.

That was yesterday.

Klark-Teknik equalizers are built for today, for tomorrow. Uncompromised. Unequaled.

If your livelihood depends on good clean sound, depend on us.


After all, if you're using yesterday's equipment, will you be ready for tomorrow?

Write to Hammond Industries Inc., 155 Michael Drive, Syosset, New York 11791 or call (516) 364-1900.

MODELS:

DN27: 1/3 octave mono, with bypass switch & gain control. **\$695**

DN22: 11 band, stereo, with high & low pass filters, separate gain controls & bypass switches. **\$749**



SPECIFICATIONS:

INPUT IMPEDANCE: Unbalanced, 10K ohms nominal. OUTPUT IMPEDANCE: Unbalanced, less than 10 ohms, short circuit protected. OPERATING LEVEL: -20 dBm to +24 dBm; input protection 60V RMS. CENTER FREQUENCY ACCURACY: $\pm 2\%$. CALIBRATION ACCURACY: ± 0.5 dB. FREQUENCY RESPONSE (CONTROLS FLAT): ± 0.5 dB : 20Hz to 20kHz. OUTPUT CLIPPING POINT: +22 dBm into 600 ohms load. DISTORTION: Less than 0.01% ... 1kHz at +4 dBm into a 600 ohms load; less than 0.05% ... 20Hz to 20kHz at +18 dBm into a 600 ohm load. EQUIVALENT INPUT NOISE: Less than -90 dBm unweighted, 20Hz to 20kHz.



KLARK-TEKNIK

A DIVISION OF HAMMOND INDUSTRIES INC.

The Sound of Today.

this will "bridge" the extra speaker output with 5600 to 12,600 ohms (impedance *matching* is only necessary and desirable if you are trying to transfer a significant amount of the amp's output power) and provide a 600 ohm output at about 1 volt RMS maximum to drive any line level input.

If you are building one of these boxes and want to use connectors such as 1/4-inch phone jacks which connect one side of the jack to the chassis, be sure to insulate the input jack from the chassis of your box with a pair of fiber shoulder washers or else you can still create a ground loop and cause large amounts of hum. If you do insulate the jack, remember that you will have to run two wires between the jack and the transformer since the chassis is no longer the common.

—Fred Ridder
Record Plant Rec. Studios
N.Y.C., N.Y.

Rundgren's Ra

I was listening to an album by Todd Rundgren and Utopia called *Ra*. On the first side there is a song which, when listened to with headphones, has some parts in it which have perfect ambience and spatial quality. It sounds just like you were there. Were these parts recorded using binaural techniques or what? Also, could you explain about the advantages and disadvantages of binaural recordings?

—Gary Vogel
Oakdale, Mn.

On the *Ra* album during the song "Magic Dragon Theatre," there is an interlude where the music stops and there is some humorous dialogue. During this interlude, we do use a Sennheiser artificial head which is a binaural recording device. In actuality, it is a dummy head with two mics placed in the position of your ears such that the effect is recording in binaural stereo.

This is the only instance on the *Ra* album using a binaural technique. However, we *are* using digital delay, flanging, reverberation and a combination of techniques to produce more ambient sound.


Binaural recording from my experience is a very technical problem to apply to multi-track situations. It is a special technique used for sound effects or pieces to imply an ambient sound, but it is not a general recording technique.

Because the recording mics are posi-

New!

Strat Replacement Pickup


Features for the first time in such a device adjustable pole pieces for all six strings, plus unique tonal characteristics and DiMarzio Tailored Frequency Response. Our new Strat is the highest output single coil pickup of its type on the market, yet has less than 50% string pull than Fender stock pickups. Works well in any position on the guitar. Suggested retail \$49.95



New!

Precision Bass Replacement Pickup

Our Precision has both a rich, full bass response, as well as pure biting string tone. Features adjustable pole pieces (nickel plated). Suggested retail \$49.95



New!

Piano Transducer & Mixing System

Designed for use with Acoustic pianos, our system also serves as a mixer for 2 or 3 acoustic guitars playing together. Uses three DiMarzio acoustic transducers that deliver clean, natural sound. The DiMarzio Piano System will operate into any standard guitar amp input, as well as provide enough output voltage gain to directly drive a power amp. Three inputs with volume control, master volume, two tone controls. Available with or without transducers.



DiMarzio.

Always ahead of the rest.

Introducing some new additions to the DiMarzio family. All different, yet with one thing in common; they were all designed to meet the demands of today's musicians. That's the way we've always designed our pickups.

And that's why we're always ahead of the rest.



For a catalog with full specifications of our new additions (including the Black Body Super, not shown here) and all our products for guitar, bass & keyboard, contact:



DiMarzio

Musical Instrument Pickups, Inc.

Dept. R
643 Bay Street, Staten Island, New York 10304

Available at fine music stores throughout the U.S.
Exclusive Canadian distributor:
GHI Music Sales, 5000 Buchan St., Suite 506
Montreal, Quebec H4P1T2

All DiMarzio equipment is manufactured in the U.S.

CIRCLE 63 ON READER SERVICE CARD

tioned where human ears are, the sound has to come directly to the ears. In other words, binaural recording should be played back in a reciprocal manner. To listen to a binaural recording with speakers, one not only has the ambience of the binaural recording but one must contend with the additional ambience of the room it is being played in. Therefore, to achieve optimum listening pleasure, binaural recordings need to be listened to on headphones.

—Roger Powell
Keyboard and Synthesizer
for Utopia

You can find more information on Binaural Recording in the Feb/Mar 1977 issue of MR in the Ambient Sound staple. —Ed.

Centering, Anyone?

In the Oct/Nov issue, there was a question in the Talkback section that received an answer that confuses me. The question referred to mic placement and signal feeding (p. 16). In part of the answer a phrase was used "the notorious 3 dB center build up."

When I'm miking down a band for the P.A. (usually at a club) I always put everyone at center. Usually, stereo separation isn't needed. Could you explain if there is a problem by "centering everyone?"

—Robert DeMoss
Fayville, Ma.

There is no problem centering everyone. Assuming you are using the mono output of the console to feed the amplifiers. You could pan each input completely left or right and not worry.

Don't be frightened by "The notorious 3 dB center build up." This situation occurs because of pan pot design and is not a serious problem. Pan pots (which is short for Panoramic Potentiometer) are actually two or three ganged level outputs that balance level between two output levels (or left and right channels in stereo monitoring). When you "pan" a signal source to the center, equal amounts of signal are sent to both channels and the image appears between the monitors. When you "pan" left, there is no output in the right channel, and when you "pan" right, there is no output in the left channel.

Due to the design of pan pots, the output in the center position is 3 dB less than the output in either left or right positions. This 3 dB loss is usually compensated by boosting the level with the fader. Incidentally, a 3 dB change is just about the smallest change that can be perceived by the human ear.

Now, assume that you are doing a stereo mix, and you have everything the way you want it. You then switch to mono output monitoring to check for phasing and lo and behold, everything panned to the center becomes louder with respect to signals panned left and right. This is center build-up.

As I said, it is not a serious problem. Most producers do not compensate for this build-up unless they get a really bad mono mix by combining the left and right tracks of the stereo mix.

If you want a good source of information on audio problems, you might pick up a copy of "Audio Encyclopedia" by Howard M. Tremaine, published by Howard W. Sams Company. Good luck.

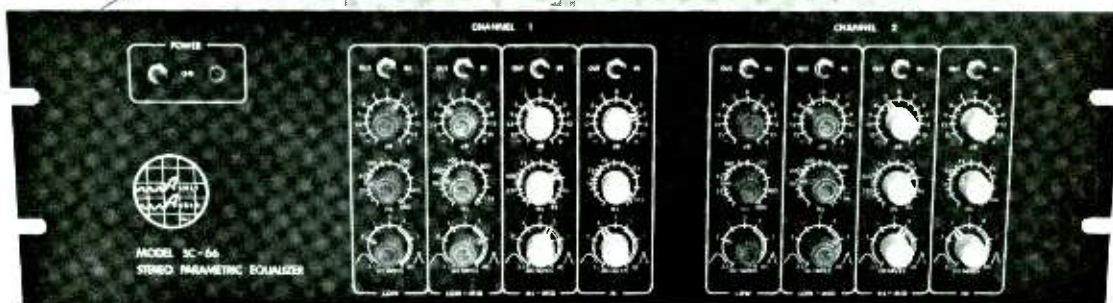
—Chip Allen
LeFevre Studios
Atlanta, Ga.



PARAMETRIC PRICE-PERFORMANCE *breakthrough*

\$599

SUGGESTED LIST PRICE



- true narrow-band (.05 oct.) through broad-band (3.3 oct.) equalization
- 50:1 frequency range, each band
- ± 15 dB eq. range, precise center "flat" position
- separate IN-OUT switch for each band
- ultra clean & quiet (-87 dBV noise, $< .05\%$ THD)
- internal power supply

At Ashly, we're definitely into Parametric Eq. We've used it extensively in our big SE series consoles for years. The SC-66 represents the culmination of these years of design, listening, and field testing. You can now have infinite control of all equalization characteristics at your fingertips with accuracy and resolution previously considered impossible. Check out an SC-66 at your pro-audio dealer.

Dealer inquiries invited




ASHLY AUDIO INC.


1099 JAY ST
ROCHESTER, N.Y. 14611
(716) 328-9560

QUICK,

WHAT COMPANY MAKES THE MOST EFFICIENT P.A. AND DISCO SYSTEMS UNDER \$500?



Acoustic Model 806



Acoustic Model 807

WRONG, IT'S ACOUSTIC!

Introducing the Acoustic 806 and 807, two new speaker designs for maximum performance at a very modest price. Both are three way systems that cover the audio range with incredible efficiency. And efficiency means more dollars in your pocket since they don't require a monster amplifier to get the sound out. Visit your nearest Acoustic dealer, and compare the 806 and 807 to whatever you thought was the best. You'll be pleasantly surprised. Now check the price tags. When we said "Under \$500," we meant "WAY UNDER \$500." From Acoustic... the surprising company.

acoustic

professional sound reinforcement
high fidelity components

7949 Woodley Avenue, Van Nuys, Ca 94106

CIRCLE 59 ON READER SERVICE CARD

THE **PRODUCT** SCENE



ESS EXPANDS SPEAKER LINE

Ten different speaker systems—all using some form of the Heil air-motion transformer as the upper-end sound-generating element—have been announced by ESS Inc. Systems span the price range from \$566 down to \$149 and include floor-standing as well as bookshelf models. Top of the line is the Heil AMT Monitor with a rated power capacity of 375 watts (clean music power), an input sensitivity of one watt to produce an output of 87 dB/SPL at a distance of one meter and rated response of 30 to 23,000 Hz within ± 3 dB. The "Performance" series Model 8, at the other end of the line, can handle up to 100 watts; can produce from a 1-watt input an output of 94 dB/SPL at a distance of three feet, and rated response is 50 Hz to 30 kHz within ± 3 dB.



CIRCLE 1 ON READER SERVICE CARD



ELECTRONIC CROSSOVER FROM CROWN

Internal circuit changes characterize the new Crown VFX-2A electronic crossover which replaces this firm's model VFX-2. Instead of the ten dual op-amps used previously, the new version contains six quad op-amps. As a result, says Crown, a better



slew rate is achieved for improved handling of transients. One of the quad op-amps serves as an isolation amplifier to eliminate variable input impedance of the device, which removes the possibility of any impedance mismatch problems. The new op-amps also provide greater range on the level control.

The front panel now sports an amber power light, and rear panel changes provide for more sophisticated audio system interfacing. Two new output connectors have been added, each of which mixes two channels for separate mono bass and mono full-range outputs. For sound playback, these outputs permit easily adding center-fill speakers. For professional sound reinforcement, these outputs mean more convenience in single-channel applications, and provide for mixing of two different sound sources for a single transducer.

The VFX-2A's continuously variable filters can perform either crossover or band-pass functions. Rolloff is at a fixed 18 dB/octave rate. Setting both low and high pass filters in one channel to a common frequency provides a two-way crossover at that frequency. Cascading both channels together provides a combined band-pass filter and two-way crossover, or a three-way crossover. Specs include 300 ohms output impedance, with over 6 volts maximum output into 600 ohms. IM is rated at less than 0.01% at rated output; noise is down by more than 100 dB. Price of the VFX-2A remains the same as the former model, \$329.

CIRCLE 2 ON READER SERVICE CARD


TEAC UNVEILS ITS ELCASET

Scheduled for delivery this Spring, according to a company spokesman, is Teac's model AL-700 Elcaset recorder, a three-head, three-motor unit utilizing a diecast transport with closed-loop, double-capstan system. Weighted wow and flutter are said to be 0.05%, and many of the unit's functions are automated. For instance, the electronics automatically match tape characteristics thus eliminating the need for bias and EQ switches. The AL-700—which will retail for “less than \$1,000”—has Dolby noise reduction and also is equipped to accept an optional dbx unit and a remote control unit. A “rec mute” button kills any incoming signal at the end of a recording, thus easing the insertion of blank spaces between musical selections. A timer function automatically starts the transport in play or record mode as set by an external clock timer. The new deck weighs 45 pounds.

CIRCLE 3 ON READER SERVICE CARD

NEW HIGH-END AUDIO LINE

A new name on the U.S. audio scene is the Japanese brand Bohsei, whose products are aimed at top-quality-minded sound fans. Leading the line is a tape deck and two phono tone-arms. The deck, model IT-1000, has four heads, three motors, full-logic solenoid-actuated tape motion, 10-inch reel capacity, mic and line inputs, large VU meters and more. Also included is auto-reverse in playback.



The IT-1000 is a two-speed model (7½ and 3¾ ips) with claimed frequency response at the faster speed of 30 Hz to 20 kHz within ±3 dB. Wow and flutter are listed as 0.06% or less; signal-to-noise ratio is spec'd as better than 55 dB.

CIRCLE 4 ON READER SERVICE CARD

HEADPHONE/MICROPHONE COMBINATION

JVC has introduced a unique product—a combined headphone/microphone designed specifically for binaural recording and monitoring. Also useful as regular stereo headphones, the JVC device has the usual two earpieces plus an electret-condenser microphone in each earpiece. The mics are powered by size AA cells, also contained in the earpieces. Their physical spacing makes for true binaural sound pickup from “live” sources, and the operator can monitor the results while wearing the headset. Alternately, the headset can be placed on a dummy head, supplied with the unit, where it will still function as a binaural mic, with monitoring options up to the recordist.



Known as the model HM-200E, the new JVC product features 8-ohm dynamic headphones with a sensitivity of 96 dB. The mics are rated for 67 dB ±2 dB sensitivity, with an output impedance of 600 ohms. Overall frequency response of the system is 50 Hz to 10 kHz. Weight is 1.32 pounds. Cord length is about six feet. Phone plugs are provided for mic and headphone connections. A control handles headphone level for high, low and off and a tone selector for the mic provides for flat, low-cut, or off. Price is about \$80.

CIRCLE 5 ON READER SERVICE CARD

OP AMPS, ET AL

From the firm known as Opamp Labs, Inc., comes word of a new d.c. operational amplifier for audio console and industrial applications. Known as the model 425, it features a pair of matched low-noise input transistors coupled to an Opamp model 4009 with a class AB power output stage. THD is rated at less than 0.05% at a gain of 100. The amplifier may be used at any supply voltage from ±6 V to ±25 V. Opamp Labs also has various devices which are described in company literature, including three mic preamps, other d.c. opamps, several power supplies, and audio and bias oscillators.

CIRCLE 6 ON READER SERVICE CARD

MIXING CONSOLE FOR RECORDING AND P.A.

From Sound Workshop there's news of the model 840 console whose eight inputs and four outputs can serve mixing needs for recording or P.A. applications. The four output buses are selectable as two stereo buses, with panning, for added versatility in P.A. and production work. All eight inputs can accommodate line or mic-level sources, and provide for a direct output too. Each input channel has two-band EQ, wide-range trim control, monitor and echo sends, pan pot, output bus select, rotary channel level control, and stereo bus mute switch. Master level controls are provided for echo send, monitor send, the four bus outputs, and the four echo returns. Fairly compact, the model 840, designed for four-track or two-track recording as well as to serve as the control center of a P.A. system, sells for \$800.



CIRCLE 7 ON READER SERVICE CARD

MARANTZ DEBUTS EIGHT RECEIVERS

To meet what the manufacturer calls "the requirements of the broadest possible range of audio applications," Marantz has announced an all-new line of eight stereo receivers. Top model is the Marantz 2385, rated for 185 watts per channel, minimum RMS power into 8 ohms from 20 Hz to 20 kHz with no more than 0.05% THD. In addition, the 2385 contains what a spokesman claims is "the finest tuner section in any Marantz receiver ever manufactured."

The high-end units are equipped with a Bessel-derived 18-dB-per-octave high filter, and a convenient tape-copy facility that allows dubbing from one recorder to another while being able to listen to another source such as phono or FM.



CIRCLE 8 ON READER SERVICE CARD

DELTEK REVEALS PARAMETRIC SQ DECODER

Deltek, Inc. has begun production on what it describes as a super-performance parametric SQ decoder designed by Peter Scheiber and claimed to bring to SQ disc and broadcast reproduction a higher level of separation, and lower distortion, than any other quadraphonic disc system. Designated the Deltek Model One and priced at \$2150, the new device—in addition to its SQ



decoding function—provides two functions for use with conventional stereo sources. One is an "ambience recovery mode," and the other is a "synthesis function" said to expand the stereo stage into a 270-degree panorama around the listening area. In its normal decoding mode, the device is expected to recover the "full 360-degree sonic environment" from SQ-coded discs and broadcasts.

Frequency response of the Deltek Model One is listed as 5 Hz to 50 kHz at the minus 3 dB points. Total IM distortion is less than 0.05%, and clipping level is stated as 20 dB above zero level. Nominal input signal requirement is 350 mV rms. Weighing 19 pounds, the device is suitable for rack mounting; plain sides also are available.

CIRCLE 9 ON READER SERVICE CARD

NEW CASSETTE TAPE LINE

A new line of chromium-dioxide (CrO_2) cassette tapes in 60 and 90 minute lengths has been announced by Royal Sound Co., Inc. The chrome coating is on a Mylar base and the tape, says Royal, is highly calendered to minimize dropouts and to maximize high-frequency response. The resulting performance characteristics are claimed to be "unusual, even for a chromium dioxide tape." The precision shell is made of high impact plastic and is screw-assembled. The CRC-60 size will retail for under \$3; the CDC-90, for under \$4.50.

Royal Sound also offers a ULC series of cassettes using "pure crystal gamma ferric oxide" for normal bias settings; and a low-noise, extended-range series of cassettes. The ULC series are priced similarly to the CRC and CDC respectively. The low-noise series, APC, are lower-priced. Royal Sound also offers 5-inch and 7-inch open-reel tapes and cartridge tapes.


CIRCLE 10 ON READER SERVICE CARD

NEW POWER AMPLIFIERS AND PREAMP

A unique "component docking" design is featured in a new line of Mitsubishi amplifiers. Described as "dual-monaural," the units include: model DA-A10, a 100-watts per channel basic; model DA-A15, a 150-watts per channel basic; and the model P10, a preamp-control. Either power amp can be "docked" with the preamp, or—instead—with the firm's model M10 power-level meter. "Docking" consists of securing the preamp or the meter to die-cast handles on the amplifiers. Electrical interconnections are made via linking cables supplied. Signal and AC connectors are at the sides; trailing wires are routed in a channel below the amplifier heat-sinks. According to the company, the "dual monaural" construction eliminates crosstalk and improves channel separation by as much as 30 dB



or more over conventional designs. Channel separation is given as -80 dB or better at 20 kHz. Other design features include high-capacity separate power supplies, a relay system for connecting speaker terminals to eliminate degradation of the damping factor associated with the contact



resistance of speaker selector switches, and a remote-control option for the preamp. Prices for the power amps are \$390 for the DA-A10, and \$590 for the DA-A15. Preamp and meter prices were not yet announced at presstime.

CIRCLE 11 ON READER SERVICE CARD

HOW DOES WHAT YOU RECORD SOUND WHEN PLAYED BACK?

I am not sure who actually did it first, but certainly the most auspicious and influential of the modern recordings ushered in by stereo was the all-stops-pulled production of Wagner's ring cycle launched at London Records by Producer John Culshaw over 15 years ago. Culshaw, probably more emphatically than any other single producer, once and for all broke with tradition by creating a "production" out of a recording session rather than merely "eavesdropping with a microphone" which was the rather passive technique favored for years.

In doing so, Culshaw and London Records not only opened up new creative vistas for the recording team but they also—perhaps not wholly aware of it at the time—made the consumer/record buyer a very important element in the whole recording/reproducing chain, from mic in the studio to speaker in the home.

How? Well, the end result of the kind of creative recording they ushered in was a program source more fittingly tailored for playback on a home music stereo system than anything done before. They captured movement and ambience which—even on two channels—lends the playback a touch of excitement and realism not otherwise enjoyed by home stereo listeners. This was in direct contrast to the dry, almost antiseptic sound that characterized most recording up to that time, including the most vaunted of monophonic efforts which were "clinically clean" but fairly unconvincing in subjective terms.

In many ways, the lessons of those early stereo breakthroughs have been well absorbed and even improved on by today's generation of recordists, both pro and semi-pro. But every now and then we get an example of someone's overdoing a good thing, of turning the knobs and injecting the juice for its own sake, or to serve one's own ego.

The important thing to keep in mind, I believe, is that the gadgetry and the devices exist to help you make a recording that will sound right when played back on good home stereo systems. For this reason, it behooves the recordist to listen, more than casually, to such systems and even to own one (or two) himself or at least have access to them for some serious auditioning. For it is what comes out of such systems, and how it sounds, that will in the long run be the benchmark of your efforts at the console in the studio. In this sense it may be as important, if not more so, for recording people to attend to hi-fi reproduction as it has customarily been for them to attend to "live" sound.



MUSICAL

NEWSIGNALS

SOUND REINFORCEMENT. . . In professional sound reinforcement circles, Malatchi Electronic Systems (3731 E. Colfax, Denver, Colo. 80206) is becoming well known for their very versatile (though rather large physically) mixing consoles. With the introduction of their lower-priced and reasonably-sized Performer series, Malatchi is aiming to capture a portion of the semi-professional market as well. The Performer 6 (\$699) is a 6-input mono mixer which can be expanded to 12-input or 18-input capability by adding on one or two Expander 6 units (\$549 each). Malatchi also makes 12 and 18-input units in single mainframes rather than a two- or three-unit interconnection as the Performer 12 (\$1199) and Performer 18 (\$1799).

Several different mixing consoles are now available from Neptune Electronics (934 NE 25th Avenue, Portland, Oregon 97232). Most basic is the model 610 (\$329) which is a six-input mono mixer. Each input channel has connections for unbalanced, low impedance mic input, line level input and preamp output, and controls for volume, bass and treble EQ, and post-fader reverb/effects send. If you want a pre-fader monitor send on each input in addition to the other features, the model 611 (\$399) should suit your needs. The model 820 (\$549) is an 8-input stereo mixer which adds a pre-fader monitor send and a stereo pan pot to the basic features of the model 610. Also of interest from Neptune are the Model 910 graphic equalizer (\$149), a nine-band octave equalizer with 12 dB of boost or cut on each band, and the model 909 real-time analyzer (\$549) which features a 9x9 LED display and a built-in pink-noise generator.

Peavey Electronics Corp. (Meridian, Miss. 39301) has introduced two new, high-power amplifiers to compliment their much talked-about super-amp, the model CS-800. The Peavey CS-400 is a stereo amplifier rated at 200 watts RMS

per channel into 4 ohm loads with less than .05% THD and less than .1% IM distortion. Frequency response is claimed to be 20 Hz to 60 kHz +0, -1 dB. In addition to the inputs and outputs on the back panel, each channel has on the front panel a level control knob, an LED overload indicator and a line output jack to facilitate hooking up several amplifier channels in parallel on one



signal. Lighted pushbutton switches are provided for AC power and thermal cut-out reset. The reset is unlikely ever to be used, however, as the amplifier is forced-air cooled. The front panel is steel-reinforced cast zinc, features integral handles and is designed for 19-inch rack mounting. Peavey's model CS-200 amplifier is basically identical except that it is a single-channel unit rated at 200 watts RMS with the same distortion specs. Also available from Peavey is the Monitor 260 amp, a 130 watt RMS (4 ohm) amplifier with built-in 9-band graphic equalizer. The Monitor 260 comes in a vinyl-covered wooden case rather than ready for rack mounting.

PICKUPS. . . Barcus-Berry has also introduced a most intriguing new pickup—a contact pickup for electric guitars. The Superducer (\$69.50) transducer attaches to the bridge of any electric guitar to pick up the acoustical vibrations of the guitar body and bridge. A special, battery-operated Superducer preamp/mixer is provided which is designed to attach to the guitar body with Barcus-Berry's special adhesive, and which connects to both the transducer and the guitar's normal output jack. A single knob on

the preamp then controls the mix of acoustic and electric signals from full acoustic to straight electric or anywhere in between.

Helpinstill Designs (5808 S. Rice Avenue, Houston, Tx. 77081) who make the well-known and much respected piano pickups, now makes a guitar pickup, the model 65 Acoustic Guitar Sensor (\$79.50). The model 65 is a hybrid design which picks up the acoustic vibrations of the guitar body as well as picking up the vibrations of the strings, which is done electromagnetically as in an electric guitar. The pickup attaches to the guitar body under the strings near the bridge with a non-damaging pressure-sensitive adhesive strip. A passive con-




trol box with volume control and 1/4-inch phone jack output is provided with a belt clip for convenient use of the pickup system.

DiMarzio Musical Instrument Pickups (643 Bay Street, Staten Island, N.Y. 10304) has announced two new additions to their line. One is a new high-efficiency replacement pickup for Fender Stratocaster guitars which may be mounted in any of the three pickup positions. This new model is the first pickup available for Strats which has adjustable pole pieces. The other new model from DiMarzio is a replacement pickup for Fender Precision basses. This model also features adjustable pole pieces and is a direct replacement requiring no modifications.

"Screamers" is the name of a line of replacement pickups from Mighty Mite (1707 Cloverfield Blvd., Santa Monica, Ca. 90404). Pickups to fit Gibson guitars are available in two basic versions, Vintage (\$59.95) and Distortion (\$69.95); either version is available with normal Humbucking coils or split coils at no extra cost. For Fender guitars, the Screamer line includes models for Stratocasters (\$39.95 for conventional type, \$44.95 for dual coil), Telecaster lead position (conventional—\$39.95; dual coil—\$44.95), Telecaster rhythm position (\$39.95) and Precision Bass (\$59.95).

ACCESSORIES... One of the most useful accessories for the electrified musician is the "direct box," which is basically an isolation and impedance matching device designed to allow direct connection of the instrument or the output of an amplifier to a mixing console or tape recorder. In its simplest form, a direct box need be no more complex than an audio transformer and perhaps a resistive pad, but many models have a variety of special features to add versatility or to make their use more convenient. This month we have news of five different models from three manufacturers:

Uni-Sync, Inc. (5559 Cahuenga Blvd., North Hollywood, Ca. 91601) who are the folks responsible for the Trouper Series sound reinforcement gear, offer the model 1104 Guitar Direct Box (\$95.00). This model uses an advanced design transformer to provide high input impedance, low distortion, wide frequency response and excellent hum rejection. Unlike most direct boxes, the 1104 can be connected either be-



tween instrument and amp for the cleanest possible sound or after the amplifier to get the amp's contribution to the guitar's sound simply by flipping a switch. When connecting to an amplifier output, there is a filter which may be switched in to simulate the frequency response of a guitar speaker. A ground lift switch rounds out a versatile package.

The Tycobrahe Direct Box (\$59.95) is unique in that it combines direct box functions with an Automatic Noise Fader, which is basically a noise gate, to completely eliminate hum and noise at the output when the instrument is not being played. The noise gate's threshold is variable over a 50 dB range and the gating time constants have been selected to provide a gradual turn-off when playing is stopped. Power is supplied by a 9V battery or optional AC adapter. (Tycobrahe Engineering Co., 725 Cypress Ave., Hermosa Beach, Ca. 90254).

Whirlwind Music (Rochester, N.Y.) offers several products that serve as direct boxes. The IMP 1 (\$19.90) converts a high-Z input (via 1/4-inch jack) to a low-impedance output (via cable mounted male XLR) with 600, 250 or 50 ohm impedance selectable by a slide switch. IMP 2 (\$23.90) is functionally the same but has two 1/4-inch jacks in parallel and a panel mounted XLR. IMP 3 (\$27.90) is designed to provide an isolated 250 ohm output from the speaker output of an amplifier.

JHD Audio (1370 Logan Avenue, Costa Mesa, Ca. 92626) has a very interesting little product called the Ice Cube (\$19.95). The unit itself is simply a compressor which is said to increase sustain by a factor of 20. What is interesting is that the device is designed to plug into the back of a Fender amplifier in place of the connections to the reverb unit. Once connected in this way, the amp's reverb knob controls the amount of sustain and the reverb footswitch turns the effect on and off.

Two new electronic devices were shown by JXL (2314 Fourth Street, Berkeley, Ca. 94710). The first is the Final Phase (\$99.00), a phase shifter with a few new twists. Final Phase has nine phase shift stages which give the device a different sound from most other phasers which have an even number of stages in the circuit. Other circuit innovations include a built-in noise gate to eliminate noise at the output when there is no input signal, and a "sweep modulation" circuit which produces a wide range of non-sinusoidal sweep patterns. The other device is the 2001 Octave Shifter & Delay Line (\$299.00) which is a sophisticated and complex analog/digital device which can change the pitch or frequency of the input by any interval from one octave up to two octaves down in "real time." Controls are provided for octave selec-

tion, pitch interval within that selected octave and mix of normal and altered signal. In addition to the pitch shift, the 2001 functions as a variable delay line with 5 to 100 ms of delay available, selectable with the control provided. Three footswitches are used to give instant choice of no effect, delay only, perfect octave-interval effect or non-octave-interval effect.

Another new octave device is the Mu-tron Octave/Divider (\$160.00) from Musitronics Corp. (Rosemont, N.J. 08556). The Mu-tron octave unit is an AC-operated device designed to produce a new note one octave below the input note. A mix control is provided to set



the balance between normal and sub-octave notes, and a tone control with specially-designed filters varies the tonal quality of the sub-octave note from a pure, deep tone to a very electronic tone. A special feature is the stabilization circuit which eliminates most of the false triggering that causes other octave dividers to "hunt" for the right note when the input signal has a complex waveform. Footswitches with LED indicators are provided for effect bypass and normal mix/bass note only switching.

The latest additions to the Morley product line (2301 W. Victory Blvd., Burbank, Ca. 91506) are the model SPV Power Panner (\$99.95) and the model EDL Electrostatic Delay Line (\$269.95). The Power Panner is a passive device that is inserted between amplifier and speakers to pan the amp's output between two sets of speakers, or to function as a volume control. As a volume control, the unit has the advantage of reducing amplifier noise along with signal level. The Electrostatic Delay Line produces a variable delay of from 10 to 150 ms by the same means Morley has used successfully in their echo units for several years. Controls are provided for delay length, input level, balance of normal and delayed signals and repeats, and outputs are provided for direct only, delay only and mixed signals.





Gallien and Krueger are busy building a professional reputation. They're doing it by building professional sound equipment like the Gallien-Krueger 1000-1S power amp. Take a look at the 1000-1S *guaranteed* specs and you'll begin to see what we're getting at.

Specs can tell you a lot about a particular piece of equipment, but they can't tell you everything.

For example, the 1000-1S is the only professional quality amp that is rugged enough to be *truly* portable. We can say it because we *build* it that way. In addition to assembly, we do our own metal fabrication, build our own transformers, and print our own circuit boards. The 1000-1S is built to be rugged and reliable, in the rack, or out.

And when it comes to

sound quality, once you optimize slew rate and minimize distortion—and *all* amps have some, even the 1000-1S — it's up to you and *your* ears. So we're not going to spend time *talking* about our sound reproduction. We want you

to decide about that for yourself, at your Gallien-Krueger dealer.

The Gallien-Krueger brand of quality doesn't exactly come cheap, but we think you'll like the sound of the 1000-1S price too.

Guaranteed Specifications

Power	200 watts	RMS per channel into 4 ohms with both channels driven from 20 to 20kHz
	125 watts	RMS per channel into 8 ohms with both channels driven from 20 to 20kHz
Harmonic Distortion	< .05%	at 200 watts RMS per channel both channels driven from 20Hz to 20kHz into 4 ohms
	< .025%	at 125 watts RMS per channel both channels driven from 20Hz to 20kHz into 8 ohms
Intermodulation Distortion	< .025%	from .2 watt to 200 watts into 4 ohms
	< .01%	from .1 watt to 125 watts into 8 ohms
Power	± 25dB	from 20Hz to 20kHz at 200 watts RMS into 4 ohms
Bandwidth		from 5Hz to 200kHz at 1 watt
Frequency Response	± 1dB	
Phase Shift	± 15 deg.	from 20Hz to 20kHz
Damping	> 400	into 8 ohms at 1kHz
	> 200	into 4 ohms at 1kHz
Voltage Gain	30dB	
Sensitivity	.9v RMS	for 200 watts into 4 ohms
Slew Rate	40V/μ sec	
Input Impedance	25k ohms	
D.C. Offset	< 10mV	adjustable to zero
Hum and Noise	110dB	below 200 watts RMS

Gallien-Krueger
504 B Vandell Way
Campbell, CA 95008

GK GALLIEN-KRUEGER


You'll hear from us.

CIRCLE 53 ON READER SERVICE CARD

JOHN WORAM
PRESENTS

MIKE GRAPHONES

A Modern Recording Production



At last, right here in *Modern Recording* is the inside story, telling you just which microphones to buy to create tomorrow's hit records! On these very pages, you'll learn exactly where to place those microphones to get that guaranteed "top 40" sound!

As Ed McMahon might say, "Isn't it amazing!—everything you need to know about microphones is right here before your very eyes!" To which Johnny Carson would reply, "Wrong condenser-breath! Everything you need to know is *not* to be found here!" In fact, if you're looking for answers to questions like, "Which mic should I use?" or, "Where do I put it?"—keep looking, you'll find nothing of interest here.

It's not that this sort of information is top secret—although many beginners are convinced that professional recording engineers possess some sort of mystic rule book that tells them just what microphone to use, and where to put it. Well, there are no rule books containing this sort of data. Every engineer makes up his own rules as he goes along, and then breaks them (the rules, not the microphones) with regularity.

Microphones are pretty much like clothes—there is no universally "correct" standard or style. For example, when picking out a new coat, you probably have some definite ideas about fabric, style, length, weight and price. In many cases your impeccable tastes are not shared by your friends, and while you're wondering how they can appear in broad daylight looking as they do they have long since given up on your strange-looking threads.

So, why should microphones be different? If you like it, it's right (for you). If you don't, try something else.

until you find the sound you like. But before rushing off to start your experiments, there are a few bits of information that may help steer you towards the microphone best suited to your individual application and taste.

Polar Patterns

Although all microphones pick up sounds directly in front of them (on-axis), some are less sensitive than others when it comes to hearing sounds arriving from the side or rear (off-axis). A polar pattern is simply a graph of a microphone's directional sensitivity. The graph itself is a series of concentric circles, with the outer circle labelled "0 dB." The inner circles are commonly drawn in 5 dB increments, with the smallest one labelled about -25 dB.

The Omni-directional Microphone: An omni-directional microphone is one that is sensitive to all sounds, regardless of the direction from which they arrive. Therefore, its polar pattern is simply a circle, drawn right around the 0 dB line of the graph.

The Uni-directional Microphone: On the other hand, a uni-directional microphone is not as sensitive to rear-originating sounds. For example, consider a microphone that is 20 dB less sensitive in the rear than in the front. Although the polar pattern starts off on the 0 dB circle, as it rotates around the microphone, it gradually moves in towards the inner circles. At 180 degrees (representing the rear of the microphone), the polar pattern touches the -20 dB circle, and then begins moving outward again as the rotation continues. By the time the pattern reaches 360 degrees (=0 degrees), it has returned to 0 dB. Try sketching this, and you'll discover a heart-shaped pattern: hence the popular designation, cardioid microphone.

With a super-cardioid microphone, the prefix "super" has nothing to do with the microphone's abilities. It's merely a modified cardioid pattern; slightly narrower (less sensitive) on the sides, and with a small lobe in the rear. The rear lobe shows that—compared to the standard cardioid pattern—the super-cardioid is somewhat more sensitive at 180 degrees off-axis.

The Bi-directional Microphone: A bi-directional microphone is equally sensitive in the front and in the rear, and is quite insensitive to sounds arriving from either side (90 or 270 degrees). In fact, the microphone is much less sensitive at its sides than a cardioid is in the rear—a point often overlooked by engineers trying to isolate the sound of one instrument from that of another. Sketching the polar pattern will reveal why this type of microphone is usually called a "figure-8" microphone.

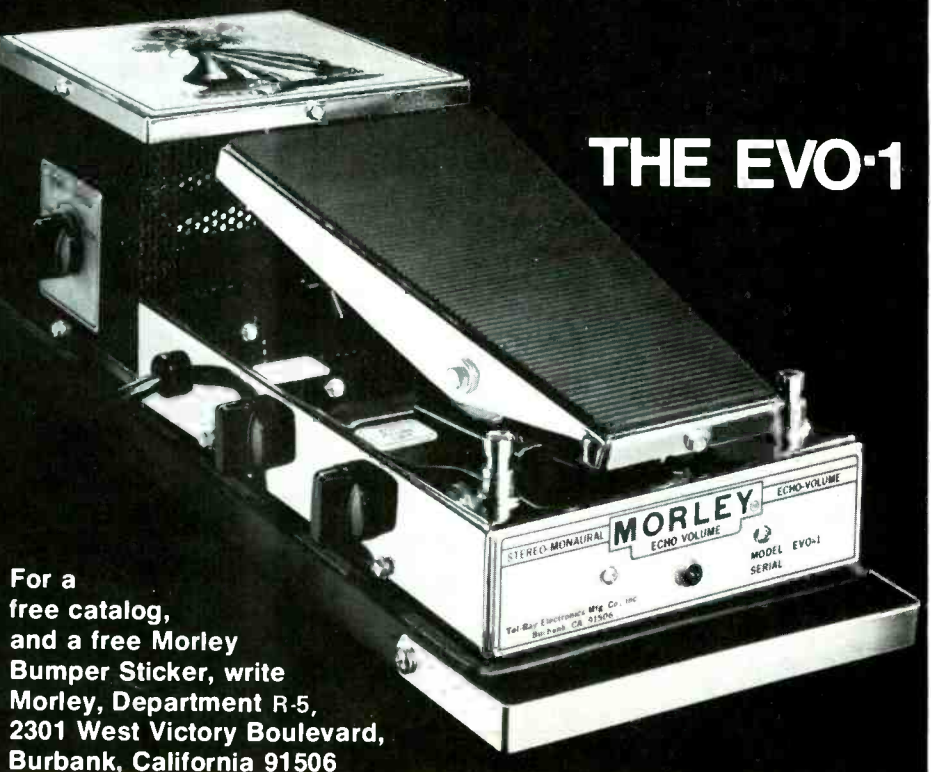
Choosing the Right Polar Pattern for the Job

In planning and setting up the studio for a recording session, engineers and producers like to spend lots of time devising ingenious schemes for minimizing leakage. For it seems that one of the seven deadly sins of multi-track recording is to allow the sound of one instrument to be heard by a microphone placed near another's instrument. Although advanced cases of leakaphobia may lead to producer hysteria, there is indeed justification

The Morley EVO-1 Echo can add a new dimension to your sound. Free flowing Echo. Notes cascading and falling through time and space without beginning or end. On a background of velvet black silence. The sounds of multiple guitars where only one is playing. Echo without tape makes it all possible. And only Morley has it. The unique memory system in the EVO-1 holds every note unaltered from the deepest bass to all the highest highs of a piano. Vocals sing in unison and harmony without the least trace of distortion. When you consider the EVO-1 is priced less than any other "pro" echo available, doesn't it make sense to find out if the EVO-1 is right for you before you buy an Echo?

THE ECHO OF TOMORROW.

THE EVO-1



For a free catalog, and a free Morley Bumper Sticker, write Morley, Department R-5, 2301 West Victory Boulevard, Burbank, California 91506

Sole Control.

It's a new concept in sound effects pedals from Maestro. Much more than just on-again, off-again, these pedals you can really play. With the sole of your foot.

The new Maestro Stage Phaser is one of them. It gives you the wild, gyrating, phase shifting sound of a rotating speaker. But with an incredible amount of playability and control.

For starters, the Stage Phaser's got Balls. That's an illuminated foot control wheel that lets you effortlessly adjust the intensity of your phasing effect... from a haunting whisper to a jet-like growl.

Stage Phaser also lets you toe instantly into three phaser speeds—two preset, one totally variable. In the variable mode, an illuminated speed wheel lets you sole tune the speed of

your spin to the mood and tempo of your music.

With all these clever controls, where's the on/off switch? Well, there's no little button to grope for. The whole pedal is a switch... just step on it anywhere. Even on a dark stage, you can't miss it.

More about the sound. Stage Phaser duplicates the braking and accelerating effect of rotating speaker without a trace of noise or cut in response. And, if you plug it into a two channel setup, you get an eerie, spatial, stereo-like sound that turns your axe into a whole new instrument.

So why settle for some ordinary turn-on? Check out Stage Phaser soon at your local Maestro dealer. And get yourself some real sole control.



Raised, three-position rotary speed selector lets you choose between fast and slow preset or a totally variable mode.

Entire pedal acts as on/off control. Step on it anywhere—the massive cast aluminum base holds its ground.

Speed wheel has large, easy to read calibrations, operates at the touch of a toe. Illuminates when AC Adapter used.

for trying to keep leakage down to a reasonable minimum.

The whole purpose of going to the effort of multi-track recording is to allow the engineer to re-balance the various tracks later on. In fact, "We'll fix it in the mix" has come to be standard operating procedure. Mix-fixing may mean anything from bringing up a vocal solo to dumping a sour guitar line; to say nothing of adding some sort of special effects to one or more instruments. But of course these changes must be applied only to the instrument in question, and not to the whole musical group. Hence the concern with leakage. If a track is completely free of extraneous information, it can be compressed, expanded, equalized, filtered and—when all else fails—removed entirely, without affecting any of the other sounds on the tape. And of course, if a certain instrument is removed during the mix, there must be no traces of it on other tracks due to leakage.

At first glance it may seem that a cardioid microphone is one's best defense against leakage. Since this microphone is less sensitive to sounds

from the rear, it can be positioned so that unwanted signals are 180 degrees off-axis and therefore attenuated by 20 dB or so. However, before reaching for a cardioid microphone, there are a few potential trouble spots to consider.

Off-axis Coloration

Often, the actual shape of the cardioid pattern changes over the range of the audio bandwidth. In fact, at low frequencies the pattern may begin to resemble that of an omni-directional microphone. In practical terms, this means that the microphone efficiently attenuates high-frequency, off-axis signals but does little or nothing to reduce low frequency information. As a result, off-axis leakage will sound "muddy," and if you have several such microphones in use, overall clarity may suffer considerably.

Proximity Effect

Of course, the microphone may be placed very close to the instrument, in which case little or no off-axis signals

will be heard, regardless of frequency. But now we encounter another problem. As one moves closer to a cardioid microphone, the bass response often rises significantly, and this is known as the *proximity effect*.

So, no matter which way we move, there's a potential problem. Move further back, and off-axis coloration muddies the overall sound. Move in closer, and the instrument in front of the microphone gets "boomy." And if the microphone is placed in front of a singer, the overall sound quality may keep changing as the artist moves slightly during the recording.

Most manufacturers have at least a few top-of-the-line cardioids in which these two characteristics have been "designed out." Needless to say, you'll pay a premium price for such microphones. Or, you can avoid the whole problem by buying omni-directional microphones in the first place. These don't have off-axis and proximity problems, and that means you can place them extremely close, and not get any increased bass response. And, at a very short microphone-to-musician distance, the microphone will



CLASSSS

Snake and UltraSnake.

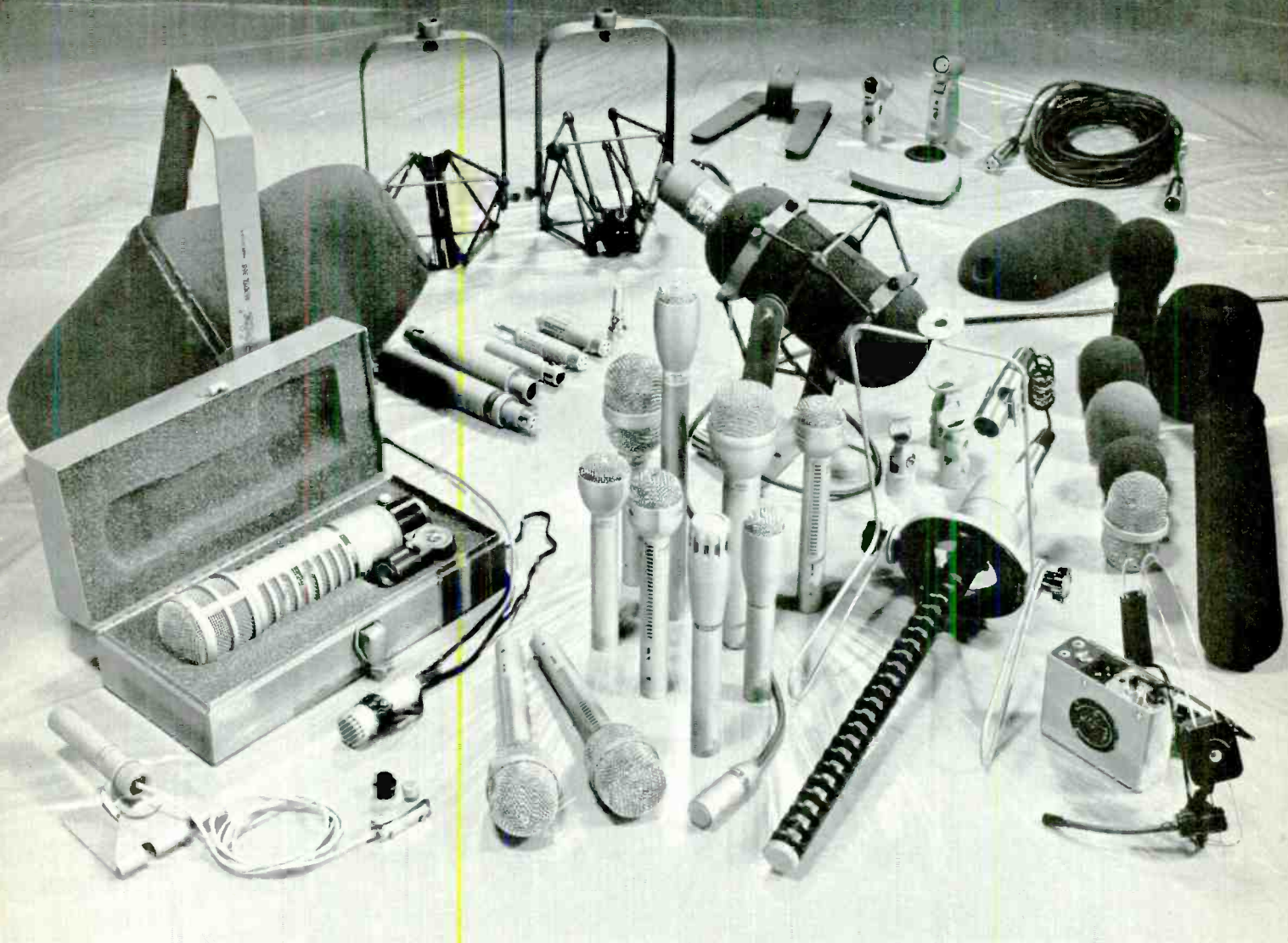
The classic connector cords especially designed for use with musical instruments and systems. The exclusive Snake cable, manufactured for Whirlwind Music by Belden, features a tough neoprene exterior lined with a unique noise-free shield.

UltraSnake comes tipped with two solid brass military plugs; Snake with a pair of nicked brass Switchcraft plugs. Both are designed to take the strain of on-stage patching without fraying at the ends. Both are available only at your Whirlwind dealer. There is no substitution.

You get the Snake, or you're left with the hiss.

whirlwind

P.O. Box 1075 • Rochester, N.Y. 14603 • (716) 663-8820



From solo to full orchestra, from studio floor to "live" concerts... depend on the E-V mike system for a competitive edge in sound quality.

Variety is more than the spice of life. It's essential for top-notch audio... for the best sound on record... despite the acoustic or talent problems you might face.

Granted, most pickups can be handled with our traditional dynamic or electret condenser "basics". But when you need them, we have microphones to wear on the head, around the neck, or carry in the hand. Real problem solvers.

And E-V pioneered in the design of practical "shot gun" microphones that perform so well on overhead booms and in ENG units. We round out the line with a host of accessory windscreens,

filters, pads, and mounts... all the vital little extras you've asked for.

We call it the E-V System. Each model designed to best solve a particular problem... and all models designed to work together. To mix without abrupt quality changes. To be easily equalized because there are no power-robbing peaks. To work without fail, no matter what. And to provide the optimum signal-to-noise ratio (acoustic or electrical) that gives your signal a clean start.

Why worry about good sound? Because bad sound adds up. Fast! And considering all the dime store speakers, noise, and confusion at the listener's end, your audio needs all the help it can get!

Our microphone system is the place to start. Browse through our catalog. Digest our spec sheets. Try our mikes in your studio. The more you use the E-V system, the better you'll sound. Ask your E-V sound specialist for a guided tour, or write us today.

Electro-Voice®
a **guitar** company

Dept. 271BD, 686 Cecil Street
Buchanan, Michigan 49107

CIRCLE 67 ON READER SERVICE CARD

www.americanradiohistory.com

hear little or no leakage, despite its omni-directional characteristic.

The point to remember is that the cardioid microphone is not necessarily the engineer's best friend. In many cases, the omni-directional microphone will work just as well, or better. And don't overlook the possibilities of the figure-8 microphone. With musicians playing into both front and rear, the microphone is just about immune to leakage arriving at the sides.

Acoustic Baffles

Acoustic baffles—popularly called “goboes”—are often placed between instruments in order to further reduce leakage. However (as with the cardioid microphone), there are a few important points to consider. The first is that goboes are subject to the laws of physics, just like the rest of us. That means that diffraction (the bending of a sound wave as it passes over an obstruction) may present some problems. To explain—as a complex wave passes over the gobo, low frequencies tend to bend around it, while high frequencies pass by relatively unaffected.

That means that a microphone placed behind the gobo will be more susceptible to low frequency leakage. And if the microphone is an inexpensive cardioid, so much the worse. Which brings up another point: a cardioid microphone gets its uni-directional characteristic by allowing sounds from behind to enter its rear- and side-entry ports. If you obstruct these ports—either with your hand, or by placing a gobo nearby—you'll be interfering with the microphone's performance. You can prove this by talking into a cardioid microphone, and while doing so, wrapping your hand around the side-entry ports. The sound quality will immediately go from good to wretched, and if you're on stage you'll probably get a horrendous feedback squeal. A gobo won't be quite as disastrous, but there's a good possibility that it may do more harm than good. And to add insult to injury, most goboes are not perfect absorbers either. So, at least some sound passes through them, while other sounds are reflected from the goboe's surface. So, listen to the microphone, with and without the gobo in place. If it's helping, fine. If it's not, get rid of it.


“Going Direct”

When recording amplified instruments, such as the electric guitar, it's possible to by-pass the microphone completely, by “going direct.” Many instrument amplifiers feature an auxiliary amplifier jack, originally intended for feeding a second power amplifier. However, a so-called line-matching transformer may be inserted in this jack. With a microphone cable plugged into the other end of the transformer, it directly connects the amplifier to the console (or tape recorder) input.

This all-electrical direct pickup eliminates leakage problems entirely, and produces a sound that many engineers and producers prefer, even when leakage is not a problem. In the case of a noisy amplifier, the transformer may instead be used, via a “Y” connector, at the input side of the amplifier. Although any effects created within the amplifier itself are therefore not recorded, this arrangement often helps get a better sound when the amplifier output is unsuitable for one reason or another.



Time Warp TM TIME DELAY UNIT AND EFFECTS GENERATOR



... for CREATIVE TIME TRANSLATIONS

TIME WARP — The only delay line and effects generator offering glitch-free, continuously variable time delay plus POLYTONE™, the automatic generation of harmonically related musical notes, and providing full remote control capability on all functions. Its Extended Tone Memory can hold a note smoothly for almost 30 seconds and the Saturable FM feature provides superb ring modulator effects. From guitar to synthesizer, TIME WARP is terrific.

In addition to these special features, all of the more common effects such as phasing, flanging, tunneling, Doppler shifting, artificial (automatic) double tracking, true vibrato, true chorus, slap-back echo, pitch change and recycling reverberation are also available from TIME WARP.


Complete with internal power supply and remote control connector, TIME WARP occupies only 1¾ inches of rack space and won't cost you the earth. Don't settle for less... in versatility or quality.

Coming soon — A foot pedal interface unit for direct coupling and musician control of TIME WARP with any instrument.



MICMIX Audio Products, Inc.
2995 Ladybird Lane
Dallas, TX 75220 (214) 352-3811

Confidence



Professional
Products Group

MXR Innovations Inc., 277 N. Goodman St., Rochester, New York 14607, (716) 442-5320.

CIRCLE 35 ON READER SERVICE CARD

It's 2:00 in the afternoon and production coordinator David Rabb and two helpers are completing the erection of the pyramid. Meanwhile, three other workers are assembling the welded tubular framework that will support the sphinx. No, this scene isn't taking place somewhere on the banks of the Nile or in some museum display; it's happening on the stage of the Calderone Concert Hall in Hempstead, N.Y., where the road crew and stage hands are setting up for a concert appearance by Todd Rundgren's Utopia.


The equipment arrived at about 10:00 A.M. in two 40-foot tractor-trailers along with the road crew in their chartered bus. In the four hours since that time, the ten men of the band's road crew, with the help of their three truck and bus drivers and the promoter's half-dozen or so stage hands, have unloaded the trucks and completed the set-up of the basic equipment—the stage platform

is not to say that the road crew or the show itself are untried. In fact, the band and crew have just completed a full month of rehearsals in a rented aircraft hangar at Orange County Airport in Newburgh, N.Y. The hangar was chosen because it offered enough room to set up and use the stage, lights and sound systems without blowing down the walls, and still have plenty of room left over to work on the various parts of the touring system in comfort. According to Todd, "The rehearsals were primarily for the technical crew. We knew the songs from earlier rehearsals and the Euro-

concert appearances and try out parts of the show before the ninety-show tour officially starts. Tonight's show is the third of these virtually unpublicized pre-tour shows, but there are two very significant differences between the earlier shows and the one tonight. First, since some of the effects were only made operational and tried out in the final days of rehearsal, this is the first time the total production will be presented to an audience. And second is the fact that this is the last opportunity the crew will have to fix up anything that doesn't work technically or esthetically; the next time everything is set up will be in Akron, Ohio, at the first gig of the heavily publicized tour.

The Stage and the Set

The stage is the one tried and true part of Utopia's production. The stage was designed by Gary Grossman and built by Bestek Theatrical last year and was used suc-



Creating UTOPIA

With Todd RUNDGREN

has been set up, the speaker stacks, amplifier racks and mixing consoles for both PA and monitor systems are hooked up and awaiting AC power, and the lighting system is wired up and in position ready to be hoisted into its final position and focused. Yet from this point it will still take most of the six remaining hours until show time to work out all the details and get everything working just right because the show includes an astonishing variety of special staging effects and makes use of several sophisticated technologies, some of which are being used for the first time on this Utopia tour. This

pean tour." Much of the month's time was spent working out what effects to use, how to best implement them, and where in the show to use them, but there was also a lot of time spent solving the inevitable technical problems. The one thing everyone in the band agrees on is that there just wasn't enough time.

As anyone who has been involved in a performance situation knows, there is a world of difference between rehearsing and taking a show in front of an audience. Twice during the month of rehearsals the band and crew ventured forth from their hangar to make

cessfully on Utopia's European tour this winter, according to Eric Gardner who used to be production manager for Utopia and who now serves as the band's manager. The stage itself is basically a modular riser some 24 feet square and about two feet high with an additional riser for the drum kit in the center portion of the main platform. The deck surface is covered with a fiberglass-plastic material in a gold metalflake finish, and the underpinnings of the riser are concealed from the audience's view by a series of sloping panels finished in the same gold metalflake material. By using a full



riser rather than just a deck covering such as many other groups use, monitor speakers, effects devices and cables can be kept below the level of the stage platform where they will be out of sight, and the result is a singularly uncluttered stage. Also concealed behind the panels at the front of the riser is a 25-foot long box which contains a clever contraption that raises and lowers a 15 by 20 foot front projection screen by means of two long folding arms and a cross-boom. When the audience enters, this screen is in the raised position, concealing the stage riser. The show begins with a 21-minute film featuring each of the four band members and utilizing some very sophisticated video animation and video synthesis techniques as well as conventional cinematography. At the conclusion of the film, the screen automatically lowers and the upright arms fold down behind the front panels revealing the stage and the band members who begin to play. Unfortunately, tonight the projector will lose its light source less than halfway through the film and the band will have to be brought on early. From each corner of the stage platform rises a gold-painted aluminum pole, the four of which join in a small platform directly above the center of the stage to form a 25-foot high pyramid.

The bases of the four poles are connected together beneath the platform with aircraft cables for strength. Once he has bolted the poles to the platform, Rabb bounces on the top of the pyramid with his 200-plus pounds to test its sturdiness because at one point during the show Todd will climb the pyramid using the steplike projections on the front uprights. Satisfied with the rigidity, Rabb now attaches a specially built winch to the platform; this winch will be used by Todd in what he has referred to as, "an unusual means of dismounting" from the pyramid.

While the pyramid was being bolted together, other workers were assembling the frame for the sphinx at the back of the stage, and now Rabb supervises the mounting of the sphinx head itself, which is in several sections for ease in transporting and handling. According to Gardner, the sphinx is made of the same plastic material the Disney people developed for their super-lifelike robots, and is finished in

gold and turquoise blue. Other than its stunning appearance, one is impressed by the precision with which the eighteen-foot head fits together.

The rationale for the Egyptian motif seems to be fairly complex. First is the obvious tie-in with the title of Utopia's current album, *RA* (who was the Egyptian sun-god) and the lyrics of two of the album's songs ("Communion with the Sun" and "Sunburst Finish"). Additional influences are Todd's longstanding interest in Eastern civilizations and philosophies (an interest he shares with Utopia synthesizer artist Roger Powell), the generally increased

chines, the eyes house strobe lights and a laser beam comes out of the sphinx's third eye.


The Lighting System

While the pyramid and sphinx were going up, lighting designer Barry Cohen of West Road Theatrical Lighting has been working on getting his system ready to focus. Cohen has designed a somewhat unconventional system to meet the specific demands of the Utopia show. Since the usual cross-stage lighting trusses would interfere visually and physically with the set, Cohen had a pair of relatively short trusses built for Alchemedia Productions, which is Rundgren's production company. These trusses are positioned front-to-back just off each side of the platform and provide the bulk of the light. In addition, Cohen has positioned a pair of lighting "trees" at the rear corners of the platform to provide back light for the band and sculptural lighting for the sphinx.

The one really new aspect of the lighting equipment is the use of remote-control color changers, and the three units which have been installed on each side truss are getting lots of attention from Cohen and Alan Stillman, who designed and built them. Stillman, who at one time was master carpenter

for Utopia, will be renting his instruments to Alchemedia for certain specific shows where Cohen thinks they will be of most value. Stillman's design, for which a patent is pending, uses pneumatic cylinders to move the gel frames in front of the light rather than the solenoids which previously have been used in color changers. Besides much greater reliability, Stillman's system allows infinite adjustment of changing speed. Tonight will be the first time Utopia has used the changers in a real show, and Cohen is concerned that the devices do not operate fast enough to suit the fast-paced lighting style he has developed for the Utopia show. By the time Stillman is through adjusting his units, the gels are changing in a fraction of a second accompanied by a slight "whoosh" and a not-so-gentle clack as the gel frames swing into place.

By 4:00 the drums and all the microphones are set up on stage and



By Fred Ridder

public interest in Egyptian things sparked by the recent exhibition of artifacts from Tutankhamun's tomb, and the pyramid fad. But beyond this and the inevitable bad jokes about guitars staying in tune longer if you play under a pyramid, Todd offered the explanation that "the original Utopia symbol was a triangle with an eye at the top like you find on a dollar bill, and the pyramid is an extension of the triangle into three dimensions." In fact, Utopia's pyramid is rigged with a pair of bright flood lights at the apex which could be considered an equivalent of the all-seeing eye. As for the sphinx, Todd claims that it was "mainly a device to contain some of our effects," and in fact the sphinx's mouth contains monitor speakers for drummer John Wilcox, the nostrils are outlets for the fog and smoke ma-



everything is pretty much ready for sound check except that there is some problem with the power distribution and there is no AC power yet. The microphones are very much what one expects from a sound company of Bears-ville's caliber. Shure SM-58s are used for vocals and the drum kit is covered by the usual assortment of Sennheiser 421s and 441s on bass drums and toms, AKG D224s on the snare and hi-hat and AKGs or Sony condenser mics on the cymbals and percussion instruments.

The Monitor System

It is at this point that one might notice that there are no instrument amplifiers visible on stage. This is not because they are concealed as some bands have done for esthetic reasons, it is because *there are no instrument amps!* There has been a trend in recent years to use the smallest amps possible to give the sound man better control over the final sound, and Utopia has taken this idea to its logical conclusion by eliminating onstage amps entirely to give monitor mixer Rob Davis and PA mixer Chris Anderson complete control of the sound on stage and in the auditorium. The elimination

of the amplifiers was "originally for esthetic reasons," according to Todd, "but ultimately the esthetic may be that we get better sound." Not only is the sound better for the audience due to Anderson having full control, but the musicians



can hear one another better at a lower sound level since they are no longer sonically competing.

Naturally, a system of this type puts unusual demands on the monitor system. For this tour, Bearsville is using moderate-sized Cerwin-Vega two-way speaker systems in the monitor system. To reduce intermodulation and help assure adequate sound levels at all times, the monitors have been split into eight separate systems, each receiving a separate mix, basically an instrumental mix and a vocal mix for each of the band members. Todd and drummer John Wilcox each have two monitor speakers, one for each of their mixes, hidden from the audience's view below platform level and in the sphinx respectively. Off to either side of the platform near the front of the stage are twin stacks of four cabinets each which are monitors for Roger Powell and bassist Kasim Sulton, and which also provide side-fill for Todd when he moves away from his own downstage center speakers. Power for the monitor system comes from two racks each containing three Phase Linear 700B amplifiers.

The eight separate mixes required for Utopia's monitors are provided by Bearsville's brand new monitor mixing console, designed by Ted Rothstein partly with this tour in mind. The sophisticated console is physically quite large (over seven feet wide) since it accommodates 40 inputs and has 10 outputs. The input channels are split into two groups of twenty with the master section in the middle. Davis uses one side of the board for vocal inputs and the other for instruments for his own convenience since they are in all cases mixed separately. The console has eight mix buses feeding the eight main outputs for the eight separate amplifier and speaker systems. There are also two master outputs which are mixed from the eight mix buses, and Davis uses these to feed his own monitor speakers. Each input channel offers the flexibility of three-band selectable EQ plus switchable low-pass and high-pass filters in addition to the usual input attenuation and preamp gain controls and the eight color-coded rotary faders for the sends to the eight mix buses. The master section is quite unusual in that it uses Burroughs BarGraph displays instead of conventional VU meters or LED displays.

The BarGraphs are interesting gaseous discharge devices which display increasing voltage by se-

quentially lighting a series of 100 segments. This means that they have much finer resolution than the typical ten- or twelve-LED displays while retaining the speed advantage that electronic displays enjoy over VU meter movements. In addition, Rothstein's design offers five different meter functions including peak metering and conventional VU-type ballistics.

The Laser

The band arrives at the Calderone at around 4:30 and since there is still no AC, they can't start their sound check. After saying hello to various crew members, Todd goes over to an area behind the stage-left speaker stacks where Gary Lemieux has set up the laser equipment which he will operate during the show. Lemieux, who normally works with Cohen's lighting company, is still learning how to run the system since the equipment only arrived in Newburgh from Laser Physics (who assembled the system), in time for the last few days of rehearsals. According to Todd, the equipment they are using now is only the basic part of an elaborate system they hope to be using by summer. What they have now is basically a four-watt blue-green Helium-Neon laser with a fiber optics "light pipe" and a remote control deflection system so that the laser unit itself—and the operator—can be out of sight off the stage platform while the laser beam exits from a third eye in the forehead of the sphinx. Eventually the system will have a digital programmer and a memory unit so that the particular effects may be pre-programmed and then exactly repeated at the appropriate point in the show. Tonight, however, Lemieux will be manually operating the remote controls, so Todd is working with him now to determine the control setting which will produce the effects Todd has in mind.

The laser beam points from the sphinx's head out into the audience, and its exact direction is controlled by the deflection controls which allow the beam to be moved up and down or side to side from its straight-ahead direction. By applying repetitive waveforms to the deflection circuits, the beam can be swept about in a wide variety of patterns much like an X-Y display on an oscilloscope. In fact, for safety reasons, the beam must be kept moving rapidly whenever it is pointing into an audience.

The first effect Todd works out with Lemieux is one in which the beam is swept back and forth very rapidly in the horizontal direction, creating a fan-shaped beam of laser light which is then slowly swept up and down from balcony to orchestra and back. Viewed from the audience the effect is reminiscent of the "time tunnel" sequence in the film *2001*, but is much more three-dimensional since it comes into the observer's space rather than being confined to a movie screen. The other two effects Todd works out are basically spiralling effects, one using an elliptical scan shape and the other a more complicated pattern achieved by using different sweep frequencies for horizontal and vertical deflection. When seen from the audience, both of these effects seem to draw the viewer up into the third eye of the sphinx. All three effects will be more impressive this evening when the air is smoky because the beam will seem to take on a kind of solidity.

The Powell Probe

While Todd is toying with the laser, Roger Powell has been supervising the set-up of his synthesizer system, which is clearly the most sophisticated of the new technology used by Utopia. The essential differences between Roger's system, which he calls the Powell Probe, and the more common synthesizers are that the Probe is a full polyphonic system with six-note capability, and that a large number of control functions can be remote controlled from a hand-held keyboard unit, which frees Roger from the synthesizer control panel and lets him roam the stage. Physically, the system comprises two racks which house the synthesizer circuitry, the remote-control interface and some additional signal processors and a streamlined fiberglass keyboard unit which weighs only eight pounds. The two racks sit on the stage-right edge of the platform and are connected to the keyboard by a single aerospace-type 19-conductor cable that is only a quarter-inch in diameter.

The idea behind Powell's synthesizer is deceptively simple, but its implementation was bogglingly complex. "I was very naive when I started this project," says Roger, who has worked in product development and promotion for both ARP and Moog in the past. After several false starts, Roger found an engineer in Massachusetts

named Jeremy Hill who took on the project. Ultimately it would take fourteen months of Hill's work and the talents of some thirty other people to produce the Probe. Powell plans to build and sell about ten units, if he can find buyers at \$15,000 each, and use the money that generates to develop a second-generation all-digital Probe.

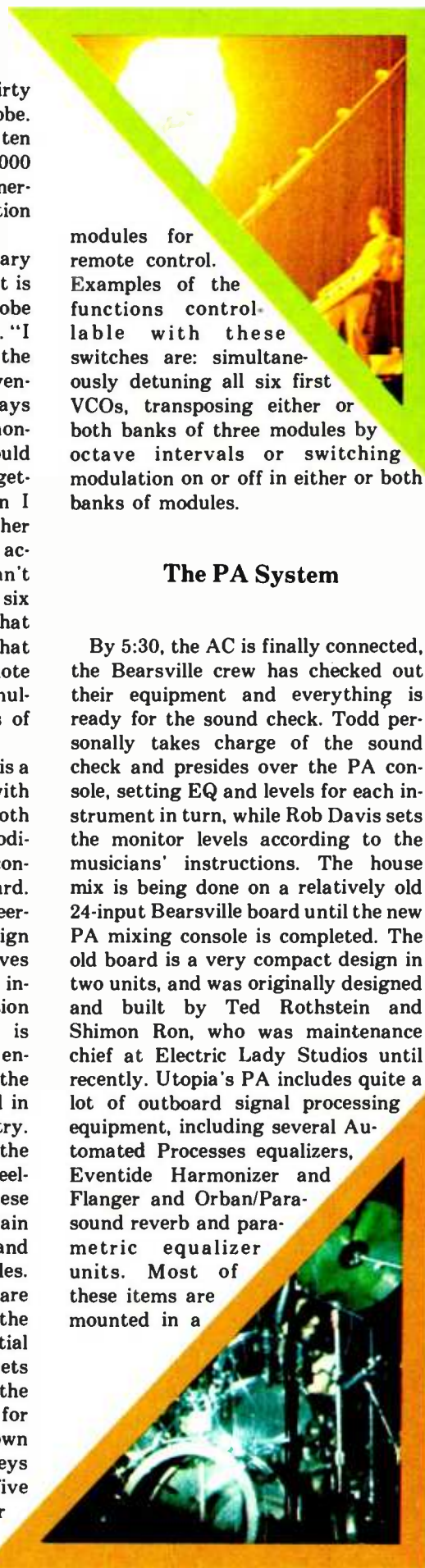
Mobility was not Roger's primary objective initially, but in the end it is what most distinguishes the Probe from other polyphonic synthesizers. "I was tired of having to deal with the mechanical idiosyncrasies of conventional keyboard instruments," says Powell. "So, first I wanted a polyphonic synthesizer with presets that would give me some of the sounds I was getting with other instruments. Then I figured I should take it a step further and separate the keyboard from the actual synthesizers since you can't possibly change all the controls on six synthesizers at once anyway." What eventually resulted was a system that combined partial presets with remote control of certain parameters simultaneously in either or both banks of three synthesizers.

At the heart of the current Probe is a six-voice Oberheim synthesizer with its own keyboard controller unit, both of which have been "extensively modified" to interface with the remote control functions of the Probe keyboard. The keyboard unit itself is an engineering marvel and is an all-new design even down to the keys themselves which use photo-optical isolators instead of switch closures. Information about what combination of keys is depressed is digitally and serially encoded to conserve conductors in the connecting cable and then decoded in the main rack's interface circuitry. There is a hand-held opening for the left hand which has six thumbwheel-type knobs situated around it; these knobs simultaneously control certain functions such as pitch bend and volume in all six synthesizer modules. Also accessible at the hand-held are switches and LED indicators for the selection of one of the fourteen partial presets. Each of these partial presets determines certain parameters of the modules and leaves others variable for maximum flexibility. Running down the length of the Probe above the keys themselves is a row of twenty-five rocker switches and LED indicator lights which access particular functions of groups of the

modules for remote control. Examples of the functions controllable with these switches are: simultaneously detuning all six first VCOs, transposing either or both banks of three modules by octave intervals or switching modulation on or off in either or both banks of modules.

The PA System

By 5:30, the AC is finally connected, the Bearsville crew has checked out their equipment and everything is ready for the sound check. Todd personally takes charge of the sound check and presides over the PA console, setting EQ and levels for each instrument in turn, while Rob Davis sets the monitor levels according to the musicians' instructions. The house mix is being done on a relatively old 24-input Bearsville board until the new PA mixing console is completed. The old board is a very compact design in two units, and was originally designed and built by Ted Rothstein and Shimon Ron, who was maintenance chief at Electric Lady Studios until recently. Utopia's PA includes quite a lot of outboard signal processing equipment, including several Automated Processes equalizers, Eventide Harmonizer and Flanger and Orban/Parasound reverb and parametric equalizer units. Most of these items are mounted in a



rack to the right of the console and all of them except the Orban parametric, which is used in the PA feed, have their outputs returned to a Yamaha PM-1000 16-input mixer which is slaved to the main console, since most of its own inputs are taken up by microphone inputs.

The PA system uses a novel combination of speakers. Bass frequencies from sub-audibility to 250 Hz are reproduced by a pair of Cerwin-Vega Double-D "Earthquake" speaker systems per side. The band from 250 Hz to 2 kHz is covered by Bearsville's famous midrange cabinets, each of which contains 25 four-inch speakers in a sealed enclosure; there are six of these cabinets per side. Bearsville's treble speakers are the most unusual part of the system, because the drivers in the horn-loaded cabinets are Heil Air Motion Transducers. These drivers are the invention of Dr. Oscar Heil, and are virtually identical to the tweeters used by ESS in their AMT-1 hi-fi speaker systems. Eight treble boxes are used on each side of the stage. Power for each side's speakers comes from two triple Phase Linear 700B racks for a total PA power that approaches 9000 watts.

Todd's Guitar Set-up

Todd Rundgren has always used fairly extensive signal processing on his guitar, but he has recently forsaken the use of the usual guitar accessories in favor of synthesizer modules and studio devices such as the Eventide Clockworks products. "I now use synthesizer modules, E-mu modules to be specific, because they are much more reliable." Considerable original thought went into the actual form of Todd's system. His guitar signal is split and goes to an E-mu preamp, which is used only to generate trigger and gate voltages, and to a Sunn Concert Lead amplifier and 2x12" speaker cabinet which are located offstage. The speaker cabinet is miked and this mic signal is treated as if it were the actual guitar output. The signal from the mic is split and sent to the mixing consoles as a "dry" guitar signal, and to the input of Todd's effects rack. This rack is hidden in the sphinx's left foot, and contains an Eventide Harmonizer, an Eventide Flanger, and E-mu VCA and VCF, plus a patch bay and a set of relays which allows Todd to route his guitar through or past each of the

devices by operating a footswitch panel mounted in the deck near his microphone position. The footswitch panel features neon indicator lights for each device (LEDs aren't bright enough on stage) and alongside it is a footpedal which varies the pitch ratio of the Harmonizer. The output of this effects rack is then split and sent to the mixing consoles as an "effects" guitar signal and is also sent to a tape-loop echo device. The echo's output is then sent to the mixing consoles as an "echo" guitar signal, and any mix of the three guitar signals can be dialed up immediately.

At the climax of the band's eighteen minute plus mini-opera, "Singring and the Glass Guitar," Todd climbs to the top of the pyramid, from where he somersaults into space only to be lowered back to the stage by the special winch. For this stunt, a trailing guitar cord presents an obvious hazard, so Todd uses a wireless guitar system designed by Ken Schaffer, who is, among other things, Utopia's PR man.

Schaffer's design is a modified wireless mic system which is being manufactured by Vega, the wireless industry leader. He calls his design a "diversity system" which means that it uses two receivers in different locations to minimize the fade problem. He also




Roger Powell and the Powell Probe

uses a mechanical resonator in the front end of the receivers to eliminate virtually all interference problems. The current Schaffer-Vega system works fine with bass guitars or amplified string instruments, but the

dynamic range is marginal at best for use with a guitar, and it is for this reason that Todd only uses his wireless on "Singring." Schaffer indicates that Vega is hard at work on a vastly improved compressor/expander to replace the current compander which should make up the current deficiency in dynamic range. He says the new compander should be available in a few months, at which time Todd can go totally wireless, if he wants, without any sacrifice in sound quality.

The Bottom Line

The question inevitably raised by viewing a spectacle such as the Utopia show is, "How much did it cost?" According to Gardner, the cost to Alchemedia Productions and a subsidiary company was somewhat in excess of \$150,000, which includes the cost of designs, construction, purchases and rentals of special equipment, but does not include items like the Powell Probe. This figure is not unreasonable for a group that will be consistently playing 10,000 seat and larger venues, but how can Utopia justify such a cost when they will be playing mostly 3,000 to 7,000 seat halls? (In fact, the set is so perfectly scaled for that size hall that it will probably look too small and get lost in a hall much larger than eight or ten thousand seats.) "We should break even after a year," is Todd's comment. "I don't believe in doing anything just to make money." But why go to such lengths to *spend* money? "When you put out a record or give a concert, you're actually asking people to give you money, and that's a heavy karma. In return for their giving me their money, I want to give them a total experience, something special that they can only experience in this particular space and time."

Yet there seems to be another reason for putting together such an elaborate production. Says Todd, "Technical innovation helps keep me interested in performing the same show each night on tour. And danger is even better—the element of chance, the unpredictable. You know, the top of the pyramid doesn't get any closer to the stage as the tour goes on. I may break my neck some night." Whether or not the Utopia stage show succeeds in sustaining Todd Rundgren's interest, one thing is certain—Utopia will leave a lot of satisfied audiences in its wake. 



What's Cookin'?

Why it's none other than Fabulous Felix and the Flamethrowers, the hottest band this side of Dante's Inferno.

But while Felix is burning up the stage with all his visual pyrotechnics, the Flamethrowers' sound isn't exactly setting the word on fire. There's more synthesizer and lead guitar in the bass monitor than there is bass. And all those instruments cooking together are cremating the vocals. What Fab Felix and the boys need at this point is a little less incineration and a lot more separation. And that's where a Tascam Series mixing console comes in.

If they'd simply install a Model Three or Model Five between their songs and their sound system, they'd have the same precise control over their sound during a live performance as they have at a recording session.

And after the gig, they could take their trusty Tascam equipment back home, connect it to any one of Tascam's multitrack recorders and

turn out studio quality tapes. Which makes the Tascam at least twice as good as any single-purpose mixer.

The Tascam mixing consoles. Created to help you sound as hot as you look.



TASCAM SERIES BY TEAC

A new generation of recording instruments for a new generation of recording artists.

NOISE

Part I

By George Klabin

REDUCTION

What do we mean by *noise reduction*? In simple terms, the noise reduction process is one which reduces or eliminates audible noise such as hiss or hum which can be caused by a variety of sources—most commonly thermal noise in transistors or AC hum components of signals.

The current usable dynamic range of multi-track tape recorders (without use of any noise reduction) is around 65 decibels, from the noise “floor” (residual noise level) to the maximum undistorted signal level, commonly referred to in tape recording as the point of 3% harmonic distortion.

For many years everyone lived with audible hiss on recordings, since 65 decibels is hardly sufficient to capture the full dynamics of most music, which requires around 100 dB minimum.

George Klabin has been a recording engineer for twelve years. He has worked with the Dolby, dbx, Burwen Noise Filter, Phase Linear Auto-Correlator, and Kepex noise reduction systems for many years, and has engineered countless recordings with them.

Since tape recorders could not contain all those dynamics, people learned to accept hiss as “part of the sound.” In addition, limiters and substantial manual gain riding were necessary to “compress” the actual range into the allowable one of tape. Anyone who attempted to get just a bit more level on the tape risked greatly increased distortion, or, in order to accomplish that greater level, had to record at very high speeds. Thus it was a great and important challenge to invent a method for increasing the dynamic range of tape recording.

Reduction Introduction

As early as the beginning of the forties, Fairchild [Robins Inds. Corp.] developed a “compander,” a device which attempted to restore dynamic range. It was placed between the power amplifier and loudspeaker and operated passively on the resistance characteristic of the filament of a pilot lamp. In a primitive sense, this was the first noise reduction unit, because it attempted to increase the dynamic range without increasing the noise

level. The device did not work very well and was really intended for home use and not for tape recording.

Sometime in the 1950's Scott unveiled their “Dynaaural Noise Suppressor,” a device aimed more directly at reduction of hiss. It rolled off highs (and with them high-frequency noise) only when program levels fell below a preset threshold at which the music was no longer loud enough to “mask” the noise. While the device did work, it also introduced severe “breathing” effects, due to its slow release time which caused a hiss “trail” to be heard as the sound faded out. This effect was often more unpleasant and obvious than steady hiss which, provided it remains at the same level, becomes absorbed (psychologically) into the “background.”

The main problem with noise reduction systems of the forties and fifties was the lack of sophisticated technology necessary to make them work properly. Later on, also in the fifties, another approach was developed. Fairchild brought out the “Auto-Ten,” an automatic attenuator which was supposed to turn off a signal when it

died down to a settable threshold. The idea was to aid the engineer when he had a multiple number of mics or inputs to mix, by adding a third "hand" to shut off those channels which had no usable information on them at any given moment. The unit, of course, would turn the channels back on immediately upon resumption of any signal, and do it fast enough to not clip (distort) any part of the sound. The device used a solid state, light dependent sensing cell in conjunction with a variable release time settable by the user to fade the signal down at various speeds—depending on the type of sound being processed. While Fairchild's intentions were good, the results from the device were not. Often the device would actually introduce a horrible type of distortion when the signal, fading down, got "caught" fluctuating around the threshold point. This would cause the Auto-Ten to start and stop fading so quickly that it sounded as though it were chopping up the signal. The device also failed in other situations. For instance, say it was across a saxophone's mic channel, and was supposed to turn off the channel when the sax was not playing. A transient, or continually loud leakage sound from a nearby instrument would turn the channel *on* again, reintroducing the leakage onto the recording. Setting the threshold higher to compensate for the loud leakage only caused the unit not to turn off at all. So the benefits of the device were limited, and the user had to be careful, for he could actually degrade the audio signals rather than improve them.

Noise vs. VCA

Several years later, Paul Buff of Allison Research developed the "Kepex"—a device which operated on the same principles as the Auto-Ten. However, it benefitted from the advanced technology of the early 1970's as well as from the invention of the VCA (voltage controlled amplifier). The attack time, variable release time and range settings were all more useful and functioned more smoothly than with the Fairchild unit. The Kepex is still used in many studios because it successfully reduces noise on certain types of material, but primarily because it has an additional feature from which it derives its name, that being a "keying input." The advent of voltage controlled amplifiers allowed the Kepex to be "keyed" on and off by

an external DC voltage, or by the DC voltage component of audio signals. Thus one could create stunning and novel effects like turning a tack piano track on and off by the bass drum track's dynamics; or have one of three vocal tracks control the stopping and starting of the other two; or even creating automatic fades by the introduction of a remote DC voltage. Though the Kepex is a noise gate, it is most useful in effects generation, and has use limitation similar to the Auto-Ten.

Many imitators flooded the market with noise gates as technology advanced and VCAs became cheaper. By the mid seventies there were many companies making noise gates at a low price, among them Flickinger with its "Noise-X" (not to be confused with the EMT "Noisex" marketed in the fifties and sixties), Noramp and its "Noise Reduction Amplifier"; and even MCI with a noise gate on a plug-in card ready to fit into their tape decks! It was only when Ray Dolby, encouraged by Decca of Great Britain, developed his "Dolby Noise Reduction System," in the mid '60's, that noise reduction was to become truly acceptable and reliable for the purpose it was intended—reducing noise from recordings. Finally someone had found a way to remove a significant portion of the noise while minimally affecting the sound. A whole new approach was born—the *Before the Fact* system. In the earlier *After the Fact* types we are dealing with devices to eliminate or reduce noise from a pre-recorded source. With Dolby, as long as the device was used before the recording medium to encode the signal and then again upon playback after the medium to decode it, 10 to 12 decibels of noise were eliminated from the recording, effectively giving a usable signal-to-noise ratio of 75 to 77 dB! At the time it appeared, the Dolby's additional dynamic range was regarded as a great achievement and sufficiently useful so that, with judicious gain riding, very quiet clean recordings could be produced. The full dynamics of music still could not be reproduced, but it was a great improvement.

However, there is of course the one great disadvantage of *not* using noise reduction—hiss. With the current state of tape quality, it is possible to achieve a usable dynamic range of about 71-72 dB. This could be done without the use of noise reduction by recording on the latest Ampex "Grand

Master" or 3M "250" series tapes at 30 ips, with a perfectly aligned, top quality tape recorder. This doesn't equal the 77 dB maximum signal-to-noise ratio obtainable with Dolby, but for purists it at least is a significant improvement in the overall noise level. Still, there are serious problems with these new tape formulations with regards to reel-to-reel quality control and print-through level, and these problems have yet to be overcome. And, of course, though reduced, there is still hiss. If in mixing such a tape one decides to make a significant mid-range or high-end frequency boost on one track, or to add moderate limiting, all the gains may be defeated and the signal-to-noise ratio will be lowered to the vicinity of the usual 65 dB range—thus defeating all the extra efforts to gain the 6-7 dB. Those "efforts" include recording at higher levels to obtain the benefits of the new tape formulas, and thereby risking saturation and greater distortion, doubling of tape cost to record at 30 ips, the cost of a machine with 30 ips capability, and much extra time to critically check alignment, bias, EQ and levels. If that isn't enough to discourage many people who do not have the money or time to have a maintenance man around at all times constantly checking, two additional evils which plague all tape recording are still present: asperity noise and modulation noise. Asperity noise is created by minute imperfections in the tape surface which are caused by variations in the size of the oxide particles of the coating. These imperfections increase or decrease the strength of the magnetic field passing



Scott Dynaural Noise Suppressor

the head and result in audible noise, mostly in the mid- and high-frequency area. This noise may be present even when no program is recorded on tape. Modulation noise occurs when the asperity noise becomes superimposed

on the signal; sounding like a swishing sort of background noise which is mostly audible when there are only low-frequency signals present. These lows tend to modulate or change the level of the higher frequency asperity


which they claim is a great improvement over all other systems

In the *After the Fact* field, advances continued to be made as well. The most significant was Burwen's model 1000 "Noise Filter," the early (and expen-

frequency response and levels are critical in the various noise reduction systems, as errors can be magnified.

There is another tradeoff in using noise reduction, but it's purely psychological. It has been proven in tests that people feel that music recorded and played back without any hiss seems to have less highs than the same music with a steady hiss level. It also has been proven that, with proper use of noise reduction, there is absolutely no loss of highs or harmonics. People simply are still accustomed to mentally relating the sound of hiss with high frequency sounds in music. This is understandable since hiss contains a rich mixture of mid and high frequencies. On certain sounds such as a high-pitched cymbal ringing out, the hiss, which becomes increasingly apparent as the cymbal sound trails off, seems to be a continuation of that sound. Remove the hiss completely, play the same sound again, dying off into nothingness this time, and a person not familiar with noise-reduced recordings will probably feel that some of the harmonics of the cymbal have been removed or lost.

Fortunately, with the huge increase in noise reduction use and its growing popularity in the consumer market, many people are finally becoming accustomed to and even demanding noise-reduced recordings in their homes. Noise reduction is a reality; it must be dealt with, and I venture to stick my neck out and say that any studio owner who wants to do large-scale business in recording must at least learn to use and have available some sort of effective noise reduction equipment, whether he likes it or not, and whether or not he uses it on his own personal recordings. Recording has become the creation of an illusion, and in fact has never been able to precisely reproduce what our two ears hear when we are standing in a room. To achieve that effect one must record with a human headset binaural mic directly onto two tracks, perfectly aligned and with no additional equalization or processing of any kind, and monitor only through human headset type stereo headphones. This would rather limit the recording and listening experience. Thus recording reality is whatever we want it to be, and we can shape and change that reality almost infinitely. Noise reduction has a valid and useful place in that realm. Whatever minimal changes in the signal noise reduction introduces



dbx Noise Reduction System

noise. Fortunately, in many cases both asperity and modulation noises are masked by steady state hiss, which, of course, exists on recordings made without noise reduction.

Then we have the alternative—using noise reduction. What does one gain? In the most advanced systems, such as dbx or the new Telefunken, the usable dynamic range increases to 95-100 decibels, close to the full range necessary to record most music. There is no audible tape hiss, and recording may take place at lower levels, where tape distortion is lower and the danger of peaks saturating the tape is non-existent. Hum, crosstalk and print-through effects are also reduced to inaudibility.

AD (After Dolby)

The reign of Dolby as the system allowing the largest amount of usable noise reduction lasted several years, until in the early '70's the dbx system was developed. Since that time we also have seen introduced the Burwen model 2000 "Noise Eliminator," a terribly expensive system which delivered up to 110 dB usable dynamic range, but which was so overpriced it almost had to fail, as it did several years ago. People simply weren't willing to spend \$6500 for two channels or over \$50,000 for 16 channels. Recently in late 1976 Telefunken introduced their new C4 noise reduction unit,

sive) version of the more consumer-oriented models 1000 and 1201 which appeared later. This filter was a great improvement over the Scott "Dynaaural Noise Suppressor," and I shall discuss it later in this article. In the past three years, with the incredible developments and lowered costs in technology, many newcomers have jumped on the *After the Fact* bandwagon, including Phillips, with its "DNL" (Dynamic Noise Limiting), and Phase-Linear, with its "Auto-Correlator."

Pros and Cons

Before I continue by exploring the *After the Fact* systems, let's consider whether there are any tradeoffs in quality when using noise reduction. The answer is yes. For those interested in recording "precisely" the signal coming into the mics and console on tape, with minimum changes in distortion and few side effects, noise reduction should not be used. It does cause slight changes in sound which may be audible to some people at some times. I speak of comparing a perfectly aligned and operating tape recorder with a perfectly aligned and operating noise reduction system.

When using noise reduction, the importance of aligning all recording equipment is greater than normal because another link in the recording chain has been added. Proper recorder

are offset by the tremendous gain in useful dynamic range.

After the Fact

Among the *After the Fact* devices which reduce noise on an already recorded source, there are three main systems which are most important: the Burwen Noise Filter, a dynamic filtering system; the Phase Linear Auto-Correlator, a different and more sophisticated approach to dynamic filtering; and the new SAE "Impulse Noise Reduction System," which is designed to remove sharp clicks and pops from disc sources.

The first of these was the Burwen Noise Filter. In the early '70's Burwen brought out the model 1000 Noise Filter, a very expensive (\$3300 for two channels) device which was a tremendous improvement on the old Scott Dynaural Noise Suppressor. In the past, the most effective way to reduce noise in any frequency range was to reduce the overall signal level in that range at a given moment, thus reducing the noise. This approach also reduced the signal content in the area affected and often took with it wanted musical energy. Burwen attempted a solution by designing a filter which attenuated low and high frequencies separately when no program material was present at a certain threshold. As the high frequency content of the signal increased, the upper cutoff frequency also increased with it from 1100 Hz to 32,000 Hz. Similarly, low frequency content caused an increase in low frequency bandwidth from 350 Hz to 13 Hz. In other words, with no material present above the threshold, the Burwen "closed down" to an effective bandwidth of only 350 Hz to 1100 Hz, allowing a tremendous reduction in hiss and hum—which occurs mainly outside that region. The most important aspect of this design is how quickly (or slowly) the filter responds (opens or closes) to musical energy at the preset threshold. To solve this problem, Burwen designed the threshold device so that the high frequency filtering began only at -35 dB (below +4 dBm) and the low frequency filtering began below -22 dB, though both these thresholds are somewhat variable by separate low and high sensitivity controls. Burwen decided on a frequency of 6.6 kHz for the high end and 85 Hz for the low end as determiners of threshold level, and energy around those frequencies really

operated the filter's opening and closing functions. The circuit did respond to other frequencies as well, but at much lesser sensitivity. At levels above the thresholds selected, the unit had flat response and relied on the well-known "masking effect" previously described.

The transient response of the Burwen filter also was critical because if the attack time were not fast enough, part of the transients would be clipped, and if it were too fast it would respond to impulse noises such as clicks or pops. The attack time chosen for high frequencies was one millisecond, a compromise figure which seemed to work well. The attack time for the low frequency section was of necessity longer—ten milliseconds so as not to distort any part of a low frequency waveform. The decay time of the filter was equally critical—too fast and modulation of the signal might occur, too slow and hiss or breathing effects might be heard. A decay of 50 milliseconds was chosen for high frequencies and 500 milliseconds at low frequencies.


In his later and less expensive model 1100, Burwen added the choice of a faster attack time (400 microseconds) for tape processing and one millisecond for disc. He added a slower attack of two milliseconds for 78 rpm records, with their longer duration impulse noises. Decay time for the filtering is also slower at the 78 rpm setting to allow the filter to remove highs more gradually. An even more inexpensive

indeed remove hiss and hum without removing highs or lows. However, like any filter with fixed operating parameters, there are times when it can be "fooled." The sensitivity control has to be adjusted by the user and if not properly done, highs or lows will indeed be removed, or hiss will breathe along with the signal. The most severe tests for this dynamic filter design is solo piano, flute or cymbals. In some cases very audible "hiss breathing" can be heard as the piano or flute sound decays, and with cymbals especially it is possible to remove some of the actual harmonics if sensitivity is set too high. Remember though, when listening to a piano, that the sound of the dampers reseating on the strings can often be mistaken for "breathing."

To use the Burwen Noise Filter properly it should be connected between the output of the two channel mix from the console and the input to the tape recorder. Thus one mixes through the device. The easiest method by which to monitor the effect of the filter, is to listen to the two-track tape recorders' input. In home use the filter may be connected to the tape in and out jacks on an amplifier, or from preamp out to monitor amp in.

Energy Bundles

Just two years ago Phase Linear, a company known for its high power monitor amplifiers, developed a fascinating new approach to noise reduction, one which actually sur-



SAE Impulse Noise Reduction System

consumer version, model 1201, had much the same function as the 1100, but with reduced input level capability, making it suitable only for home use. [The model 1201 has—since Burwen's recent merger with KLH—been replaced by a much improved model 1201A.]

The Burwen Noise Filter works well in many applications, because it does

passed the usability of the Burwen filters, and at a very low price. The Auto Correlator is a development of the noise filter approach, but one in which the circuitry actually attempts to distinguish, electronically, between noise and signal in the same frequency bands and at or near the same levels. Bob Carver, president of Phase Linear, related the theory behind the device to

Bert Whyte in an article appearing in *Audio* magazine in 1975.

"Music energy appears in discrete energy 'bundles' throughout the audio band and is therefore not continuous. In addition, if some musical energy appears, for example, at a particular frequency, we know for certain that even and odd harmonics will exist simultaneously throughout the pass-band, and that energy will not exist between these harmonics. In other words, with music we are able to 'predict' where energy is likely to occur, if we know where the fundamental is, or even if we know where only one of the harmonics is. Also, and importantly, we know where the energy will not appear. In other words, music is coherent, or correlated."

Pure hiss is totally uncorrelated, thus distinguishing it from music in its randomness and unpredictable characteristics. The complex logic circuit in


become increasingly critical in deciding what to let through and what to attenuate by 10 dB. If the setting is too high, the noise will go through; if too low, some of the music will be attenuated with the noise. In use, the control is not too critical for most music, and the unit works amazingly well. It is most useful on program material containing moderate to low levels of hiss or rumble, because in these instances it effectively removes enough hiss or hum to eliminate it entirely. It reduces noise across the bandwidth of 20-20,000 Hz up to 10 dB—a sizeable chunk. On noisier material, the action of the device seems noticeable because the hiss level is moving up and down, and is still audible even at maximum attenuation, resulting in a "breathing" effect. This grainy coarseness in the sound can be objectionable, and limits the use of the unit on material with high noise con-

put is altered by 11 dB for every 10 dB of change. The cumulative maximum change is 33 dB for a change of 30 dB, in a linear expansion mode. Then there is the downward expander which adds another 3 dB of downward level drop during very soft passages. By making all the expansion operations so small, no individual one causes noticeable alteration of the sound, and yet taken as a whole the improvement in signal to noise ratio is 7.5 dB. Combine this with the 10 dB from the auto correlator section and you have 17.5 dB, a significant amount. Audibly, the effect is a wider variation in levels than the original as it approaches the true dynamics of the music before it was subjected to the recording process.

There are some drawbacks to the Auto Correlator too. As previously stated, very noisy program material will not benefit from its noise reduction process. Also, the peak limiter, downward expander section can accentuate rather than suppress noise in noisy program material. The current model of the unit, available separately as model 1000, allows only 3V maximum input before clipping, too low a level for use in some recording applications. This limitation can be overcome by mixing through the device at lower levels, then boosting levels at the input of the tape recorder. This method may defeat some of the signal-to-noise gain of using the unit, but it is still useful. I have heard that Phase Linear plans to market a professional version with higher input and output levels. The current suggested price of \$350.00 for the model 1000 makes it a very attractive and useful addition to any studio.

To gain the most from any dynamic filtering noise reduction system, one must be able to record the noise-reduced material on some medium, normally tape, unless one is simply listening to audio at home. Since the signal-to-noise ratio of tape is limited, much of the noise removed by the filter would reappear on the tape mixdown. Therefore one should use dynamic noise filters with some sort of *Before the Fact* noise reduction system which encodes the signal and preserves the wider dynamic range.

Keep in mind another useful aspect of *After the Fact* systems which is unique to their design. They can remove hiss and hum from any source. Thus they can be used while recording, across any instrument or channel which has objectionable hiss or hum. A




Phase Linear Autocorrelator

the Auto Correlator is designed as a series of "windows" or electronic gates, each of which controls a certain frequency range and each of which just overlaps its neighboring "window." The gates open or close, depending on the logic circuit which opens it for any correlated energy and keeps it closed for uncorrelated energy. The circuit is thus actually trying to predict where the overtone structure of a given sensed fundamental should be and open up the proper "gates" to let all the predicted harmonics through. Every little "bundle" of energy is being critically examined in real time and decisions are constantly being made whether to suppress it by 10 dB, or let it pass through. There is a threshold circuit control for the high and low frequencies and it allows the unit to

tent. However, for mixdown applications with relatively clean, well-recorded music with an existing signal-to-noise ratio of 55-65 dB, the Auto Correlator will add about 10 dB to that range.

The Auto Correlator has another function which makes it even more useful, and which allows an actual increase in dynamic range of up to 17.5 dB instead of the 1 dB for the noise reduction section alone. This benefit is derived from the "peak limiter" and "downward expander" section. In simple terms, the peak limiter can be adjusted with a variable threshold to actually add 1.5 dB of gain to program peaks. At levels just below these peaks the gain is unchanged, and during moderately soft passages the system gain is changed so that the overall out-

There's a Trouper in every crowd!



**Where there's good music, there's a crowd.
And a Trouper Series Mixer.**

UNI-SYNE

A BSR COMPANY


For a poster of this ad, send \$1 for postage and handling to:

DESIGNERS & MANUFACTURERS OF PROFESSIONAL AUDIO SYSTEMS & EQUIPMENT
742 HAMPSHIRE ROAD, WESTLAKE VILLAGE, CALIFORNIA 91361 / (805) 497-0766

CIRCLE 91 ON READER SERVICE CARD

www.americanradiohistory.com

common use would be across a hissy guitar amp, perhaps one which has a fuzz pedal or phaser attached to it, because such units often increase the noise level. Unavoidable 60 cycle hum from transformers on a "live" recording, or room rumble from air conditioners can also be successfully



Allison Research Kepex

removed. Just remember to use the particular filter at the level which it is designed to work into, so that no overloading will occur.

Impulse Noise

The latest approach to noise reduction is a device aimed at removing clicks and pops from records without affecting the sound. SAE, a company with a reputation for superb quality products, has introduced their Impulse Noise Reduction System. Impulse noise is present on any record in the form of static electricity being discharged on the needle, minute gouges or imperfections in the vinyl surface, and scratches. By finding those properties of impulse noise

which differ from music and designing a circuit to sense and eliminate them, SAE claims it can actually remove annoying pops and clicks and yet not affect the music. The main characteristics of impulse noise are its very fast attack (rise) and decay (fall) times. These tiny "spikes" of noise occur within a matter of microseconds (millionths of a second); and the SAE unit has a logic circuit which monitors the music, constantly searching for the required conditions of impulse noise as they have defined it. When an impulse noise is detected, a command signal is sent to the impulse removal circuit to remove the noise by turning off the signal for an instant. The maximum duration of any impulse noise that the unit will work on is one millisecond. During the instant that the music is turned off, a music restoration circuit operates by actually inserting preceding information into the "gap." This preceding information is taken from an analog delay circuit with a fixed delay of 100 milliseconds. The supposed result is a reduction or removal by as much as 60 dB of the noise "spike" without affecting the dynamics of the music.

I tried the device with several types of records—new and old. Ones with steady hiss from a poor vinyl pressing (accompanied by ticks and pops); ones with perfectly quiet surfaces where the ticks were mainly static discharges; and various ones in-between these conditions. The only control is a sensitivity slider pot, which controls the level of noise which is sent to the detection circuit. The maximum "trip" threshold is about 200 millivolts. There also is an important "invert" feature which allows one to hear only the ticks and pops being removed, so that sensitivity can be adjusted. The idea is to set the unit so that sharp transients in music, which are very similar to impulse noises, will not also be removed with the spikes. In the "invert" mode one can easily learn to distinguish the transients from the noise by their loud, longer "ripping" sounds. Backing down on the sensitivity level eliminates these transients from being processed. If the sensitivity is set too high the audible effect on the music is a slight loss of crispness, and dulling of the beginning of any loud sound, such as a trumpet or percussion attack. Setting the sensitivity even higher can introduce loud ripping sounds in the music. Lowering the sensitivity will allow all transients to pass

through untouched, but may also allow many ticks and pops through as well. One other drawback is that the noise removal circuit takes a certain amount of time to "work"—about three-fourths of a second to one second. Thus any clicks and pops which are spaced closer than that duration (SAE says it compares to a one-fourth revolution on the outer edge of a 12-inch LP) will not be removed totally.

The nature of impulse noise is so varied, in the amounts of attack and decay time, the phase, amplitude and frequency relationships, and its confusing similarity with many music transients, that it seems an impossible task to take a unit with fixed operating parameters and ask it to totally remove only pops and ticks without affecting program material. The sensitivity control is critical, and has to be readjusted often. I found the unit did not remove many impulse noises unless it was set so that it also affected music transients, making it rather more of a noise "induction" system than noise "reduction."

An area where this device may prove useful is in removing tiny clicks on a tape track during mixing. It may also be able to remove distorted transients if you purposely set the sensitivity too high.

Overall, despite the good intentions and great reputation of SAE, and the low price of about \$200.00, the Impulse Noise Reduction unit does not yet seem quite complete. I feel we will have to wait for further technological breakthroughs before being truly able to accomplish what SAE claims the unit does.

In conclusion, upon reviewing all the *After the Fact* systems of noise reduction, their usefulness seems to be significant in removing some hum and hiss from music without affecting sounds, provided they are of the dynamic filter design. Their relatively low cost shows that technology has advanced to the point where one can have the benefit of professional quality at consumer prices, and I expect that we shall soon see even more sophisticated "brains" developed to distinguish noise from music.

In Part Two, in the next issue, I will explore in depth the three main brands of *Before the Fact* noise reduction—Dolby, dbx and the new Telcom C4. I will also discuss the methods for getting the best performance from these systems.



BUILD YOUR OWN SYNTHESIZER STUDIO WITH ROLAND'S SYSTEM 100

For more information write

04022 100



RolandCorp US
2925 South Vail Ave.
Los Angeles, CA 90040

Name _____

Address _____

City _____

State _____ Zip _____

Roland, long a leader in electronic music technology has finally developed low cost, modular synthesizer components. All the elements of a basic synthesizer plus accessories which

have before now been either too complex or too expensive are included in the System 100. You can purchase them all at once for under \$2000 or one component at a time. Mixing and monitoring is all self-contained so that you can begin at once to discover all the possibilities electronic music offers today's musician. Many major recording artists and studios have already purchased the System 100. Send in the coupon from this ad and we'll send you a detailed brochure of the unique features this new synthesizer has to offer.




RolandCorp US
2925 South Vail Ave.
Los Angeles, CA 90040
(213) 685-5141

MONITOR SPEAKER 109

EXPANDER 102

MONITOR SPEAKER 109



SEQUENCER 104

BASIC UNIT 101

MIXER 103

CIRCLE 47 ON READER SERVICE CARD

Ambient Sound

BY LEN FELDMAN

Pre- and Post-Equalization

Now that the graphic equalizer has moved out of the professional sound reinforcement and recording studio arena and into the homes of audiophiles, semi-pro recordists and not-so-sophisticated hi-fi buffs, it might be a good idea to examine some of the benefits and pitfalls associated with the use of this latest "black box" add-on.

In its sound-reinforcement applications, equalization has been used in P.A. systems for many years to permit higher gain-settings on amplifiers in auditoriums where microphone/speaker feedback is a problem. Generally, as P.A. system gain is raised higher and higher, there appear one or more resonant frequencies which result in the familiar "squeal" or "howl" that quickly builds up to amplifier (and ear) overload. Third-octave equalizers can do wonders here, for even without the aid of expensive real-time analyzers, a sound contractor can usually identify the approximate offending frequency or frequencies. Then, a small reduction of gain at those frequencies, accomplished with the aid of those marvelous lever controls, stops the feedback and permits the system's gain to be raised another few dB. It is not uncommon for system gain to be improved by ten or more dB by careful adjustment—always *downward*—of a few of the appropriate lever switches. Overall sound system frequency response is not the issue here. The important thing is to get higher overall P.A. system amplification so that full coverage and intelligibility can be imparted to the hall or auditorium in which the sound system is installed. Nor is power output capability of the sound reinforcement amplifier a problem for, as we said, in most instances of P.A. system equalization, the levers are pulled *downward* and not adjusted to provide boost at any of the frequency bands available on the particular equalizer.

Now, let's consider what happens in the relatively new environment of home or recording studio type equalizers. I'd be willing to bet that if you own an equalizer (or know someone who does) and take a look at the present setting of its many slide controls you will find that if any of them are *not* set in their center or "flat" positions they are probably adjusted to some

level of boost. Possibly, some of the band controls (usually the lowest bass octave or the highest treble lever) are even boosted all the way. In the case of most of the "home type" equalizers, that means a boost at those end-of-spectrum frequency ranges of 10 or even 15 dB! Intermediate levers (be they at the upper bass, mid-range or lower treble) will also occasionally be found set to boost positions—perhaps 4 to 6 dB worth. About the only levers that find themselves set to "cut" positions are the lower-mid lever or levers which are pushed downward to get rid of the typical "standing wave" humps found in smaller listening rooms and recording studio playback rooms. What effect does this have on the rest of your playback system?

Let's consider the case of an equalizer which has its first and second levers pushed up around 10 dB (the usual excuse is that the woofer of the system just doesn't have enough output at the lowermost octaves and you are missing that gut-bass). Suppose your amplifier has an output power capability of 100 watts per channel, and you are coasting along at a comfortable, at what you *think* is a comfortable, *average* music power level of around two watts per channel. Allowing for a 10 dB crest factor in music, when those loud peaks in the music occur, you'd expect that the amplifier will be called upon to deliver 20 watts or so. No problem—so long as that equalizer is out of the circuit. But suppose a peak in the music occurs which contains primarily those low frequencies which you've boosted by 10 dB. All of a sudden, the amp is asked to deliver 200 watts! Since it can't fill that demand, it goes into severe clipping and overload, producing something close to a square wave rather than the nice complex of musical waveforms you're trying to play back. This severely clipped waveform is fed to your speakers (which may not even have a 100-watt rating for the woofers to begin with, and certainly don't for the tweeters) and after a while, you find yourself with a damaged woofer or, more likely, even a damaged tweeter (since the harmonics produced by those "clipped" waveforms will find their way to the tweeter via the crossover network). All of which is hardly the end result you hoped for when you spent your hard-earned dollars on a graphic equalizer in the first place.

Pre-recording Equalization

Normally, most of the graphic equalizers used by hi-fi enthusiasts are inserted in the line for use during playback only. That is, if you are into tape recording, you would record "flat" and do any "sweetening" during playback. But users of these graphic equalizers didn't take long to discover that it is a simple matter to connect from the tape-out (or record-out) jacks of the amplifier to the input of the equalizer and from the output of the equalizer to the line inputs of the tape deck. After all, "That's the way the professionals use equalizers, isn't it?" And, as if to encourage that alternate use of a home graphic equalizer, some of the latest models even have a switch position which permits you to selectively choose pre-record or post-record equalization without having to disconnect cables. Well, yes, that is the way equalizers are used in recording studios, but remember that a professional tape deck (open-reel) is likely to have as much as 10 dB or more of "headroom," with reference to the 0 VU reading on its record level meters. As a result, you are not likely to get into tape saturation even if you apply fairly substantial amounts of EQ boosting at specific frequency ranges.

In the case of home machines, however, (and this applies especially if you are using a cassette deck) record level meters are already calibrated so that you can't go much above the "0 dB" reading without hitting maximum tape modulation level or, as it is more commonly called, tape saturation. This is especially true at the high frequencies, where saturation occurs first. So, again, trying to compensate in the extreme for the response deficiencies of a tape deck by means of pre-equalization can turn out to be a futile exercise and one that leads to high-distortion recordings. The solution, of course, is to back off on record-level meter readings whenever you apply substantial amounts of boost using such an equalizer.

Post-recording Equalization

Even assuming that you are content to use your new audio toy as a means of achieving reasonably flat overall system response during playback (and that includes making due allowance for room acoustics), the problems inherent in trying to do this correctly are substantial. To begin with, trying to do the job by ear is hopeless. Our hearing memory is just too fleeting for us to recall, with any accuracy, what "live" sound" sounds like at various listening levels. A host of auditory and psychoacoustic factors cloud our judgment—from the familiar Fletcher-Munson loudness contour effect, to our own pre-conditioning from having listened to our own systems for so long (and having been convinced that they are "flat" when in fact they could be anything but).


If you seriously want to try to equalize your system, I have found that it takes *at least* a ten-band equalizer. That provides independent control on an octave-by-

octave basis and while it does not give you the degree of control afforded by a one-third octave equalizer, you have a fighting chance of coming up with reasonably flat response assuming your system and room do not have any really serious "bumps" or "valleys" in their overall net response. But even if you own a twenty- or twenty-four-band equalizer, where do you start? The professional sound contractor doing an EQ job comes to his assignment with a real-time analyzer, calibrated microphones, pink noise generators and more. What does the poor hi-fi enthusiast, or recording fan have besides his or her own ears.

Recently, Shure Bros. Inc. (the microphone and phono cartridge producers) came up with a clever product that fits right in with the sudden interest in home and studio equalization. Everything you need to do a professional job of correct equalization comes in this package, known as the model M-615AS Equalization Analyzer System. This package is about the lowest priced kit of tricks we have ever seen for doing a first rate job of equalization. At \$429.00, it is practical for a recording studio to include it in its inventory and, as Shure suggests, even the serious audiophile may soon find that Shure dealers are willing to arrange a rental arrangement for one-time equalization jobs.

The unit consists of a calibrated microphone and the newly developed Shure M-615 Analyzer box, which contains a built-in "pink noise" generator and two rows of LED indicators, each pair of which is responsive to each of ten octaves from 32 Hz to 16 kHz. The upper LEDs tell you when energy in that octave is too great (boosted response) while if a lower LED lights, that means that there is not enough energy in that octave reaching the calibrated microphone. The idea is to set your equalizer controls until all the lights go off—and when that has been done you are assured of ± 1 dB response on an octave-by-octave basis from 32 Hz to 16 kHz. The whole job can be done in just a few minutes, as I learned when I tried it on my own system in the lab. I also learned that no amount of boosting of the 32 Hz and 16 kHz levers on my equalizer would bring those frequencies into line, so rather than boost those levers to their fullest, I felt satisfied with the knowledge that at last the response in my listening room (with a given set of speakers) was flat from around 50 Hz to 15,000 Hz. That may not be too impressive if you're used to looking at amplifier and preamp response curves, but in terms of an input-to-output-to-listening chair location, I'm pretty proud of it. Interestingly, other than the end 32 Hz and 16 kHz levers (which I grudgingly backed off to a +6 dB setting in the interest of avoiding the pitfalls I discussed earlier), all the other octave sliders on my equalizer ended up requiring no more than ± 4.0 dB of adjustment, and most of them even were closer to their mid positions than that. Yet, even with this moderate amount of adjustment, switching back and forth between equalized and unequalized listening, the suddenly-smooth and balanced response I heard was well worth the effort and the time spent.





NORMAN EISENBERG AND LEN FELDMAN

Tandberg TCD-330 Cassette Recorder



General Description: Superb performance combined with fairly unusual and highly useful design features characterize the new Tandberg model TCD-330 cassette tape recorder. A three-head (separate erase, record and play) machine, it provides for off-the-tape monitoring while recording. The transport is driven by three motors, and the tape path goes past two capstans—one before and one after the head assembly—for improved tape tension and steady movement. Tape speed is servo-regulated. Operational modes are controlled by electronic “logic circuits” and the device employs relatively sophisticated electronics in place of the mechanical parts formerly found in cassette decks. This helps things operate smoothly and reliably, and it minimizes the danger of functional breakdown. It also makes for, in this unit, fast-buttoning (you do not have to stop the transport first before going from one operating mode to another). Another nice touch is the option for “flying start” or “punch-in” recording by means of which it is possible to go directly from PLAY mode to RECORD mode without first stopping the tape. The TCD-330 has a built-in Dolby-B noise reduction system with an FM/Dolby-copy option, and a MPX-filter switch.

For optimum results when recording with any tape,

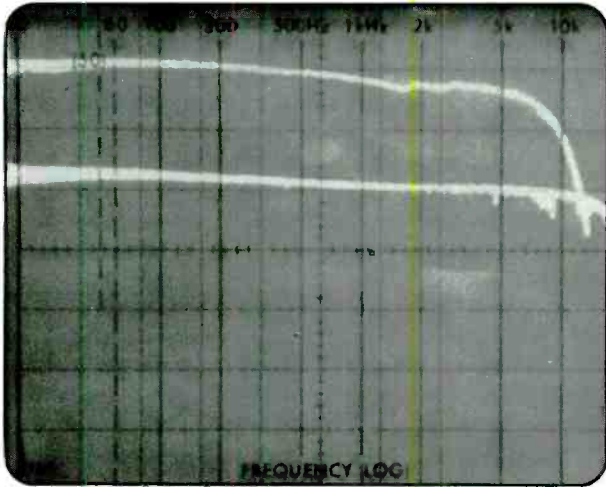
the TCD-330 has a built-in azimuth alignment system complete with a 10-kHz signal generator and a handy screw adjustment. Access to these controls is obtained by lifting a small cover-plate just to the right of the cassette well.

The meters used here are peak-reading and very fast-acting. Moreover, they are connected into the circuit after the recording amplifier, which means they will read the high-frequency boost characteristics of the EQ networks, thereby showing true peaks and helping to avoid high-frequency saturation.

A single button selects both bias and EQ for tapes designated as “normal” (low-noise, high-output ferric tapes), or “special” (chromium-dioxide tapes and other newly developed formulations; among these the owner’s manual lists as examples TDK-SA and Maxell UD-XL). Sizes C-60 and C-90 cassettes may be used, but C-120 is not recommended. In addition to this tape button, there are internal adjustments for bias and EQ that are not intended for regular use but which—together with several other special adjustments—are described in a separate service manual.

The TCD-330 does not provide for direct, controllable mic/line input mixing. However, mic and line inputs can be mixed by using the pair of recording-

level sliders to set level for one of these input pairs while you control the other at some other point in the overall sound system. If one owns even a rudimentary mic mixer this arrangement should pose no problem since all mic mixing can be done on it, while overall master gain can be set on the TCD-330.



Tandberg TCD-330: Record/play response taken at 0 and then at -20 dB record level using Maxell UDXL-I tape. Upper trace (at 0 level) shows tape-saturation characteristic; lower trace (at -20 level) is more usual recording level.

Although the unit has no pause control as such, its absence does not hinder in any way cueing or editing ability, since there is a record pre-set button to show VU levels, and with this button "in," the machine goes into the record mode instantly when you press the record button.

Styling is crisp and contemporary: light tinted metal framed in genuine rosewood side-panels. The TCD-330 may be installed horizontally or vertically with the aid of attachable little pedestals supplied with it. Pairs of sliders for separate-channel adjustments of output and input levels flank the two VU meters. Under the meters are the control buttons for power off/on; Dolby; tape selection; memory rewind option; tape/source monitor; record pre-set. When any of these buttons is pressed, a small lamp glows above it. To the right of the input level sliders is the index counter and its reset button.

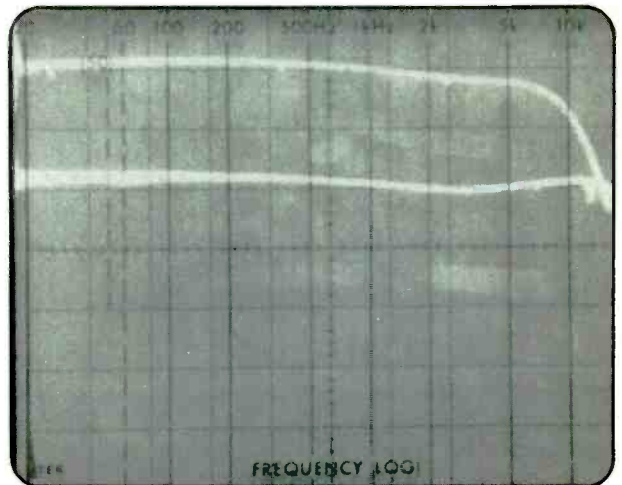
Below these controls are the headphone output jack, the two mic input jacks, and the transport buttons for play, rewind, stop, wind (fast forward), record and eject. These are "feather-touch" controls which also have their own "on" lights. The eject button is part of the electronic action and so it operates only when the main power is turned on. However, there also is a mechanical override eject button at the rear, just in

case you forget to eject a cassette before having turned power off.

The cassette well, under its hinged cover, is at the right and next to it is the azimuth alignment panel described earlier. The usual line in and out jacks, plus an optional DIN receptacle, a remote-control connector, the MPX filter switch, and the line cord are all found on the rear apron of the unit which would be the back in a horizontal position or the top if the deck is installed vertically. A removable hinged plate, supplied, may be fitted over this apron if desired.

Test Results: In terms of both mechanical and electrical performance, the Tandberg TCD-330 in sum noses out all other cassette decks we have tested so far, and has to be considered the finest yet encountered in these quarters. The logic-control transport system proved absolutely flawless, and indeed from an operational standpoint, the TCD-330 had the feel and alacrity of the finest of open-reel decks. The built-in azimuth alignment option, the highly useful metering system, and so on, all proved to be extremely effective and contributed, in MR's judgment, not only to ease of operation but also to superior cassette recordings.

Measurements of the usual performance areas either confirmed or went better than the manufacturer's specifications. It should be pointed out that the TCD-330's record level has been set at 250 nanowebers, or about 3 dB higher than the "0 dB" point of most other

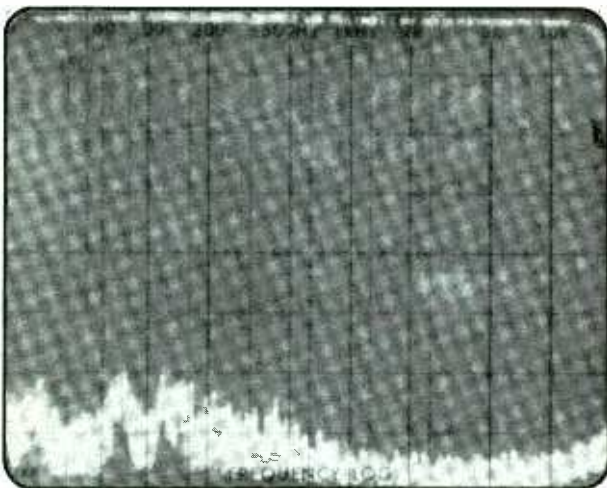


Tandberg TCD-330: Same response measurements were made using Maxell UDXL-II tape, with front-panel bias-and-EQ switch adjusted accordingly.

cassette decks. Dolby calibration therefore is at -3 dB on the TCD-330's meters, and there is still more than 6 dB of headroom above that level for achieving an excellent dynamic range when recording.

Our lab measurements speak for themselves, but we went a step beyond with this unit and did some spectrum-analyzer sweeping and recording to document frequency response on a real-time basis. Since this machine does have true monitoring facilities, we were able to record a continuous-sweep frequency response through the record/playback cycle instantly. With two kinds of tape, using alternate settings of the front-panel tape-selector switch as indicated, we got response that measured, within ± 3 dB, better than 30 Hz to 20 kHz.

We also ran special curves to check out the deck's noise characteristics with the two kinds of tape and with the Dolby-B switched in and out for each tape. In each instance, the high-end noise content was really knocked down. Overall signal-to-noise ratios were just short of amazing, reaching an incredible 67 dB at best. The "worst-case" S/N was 55 dB, a figure that is considered a very good mark generally for tape decks.



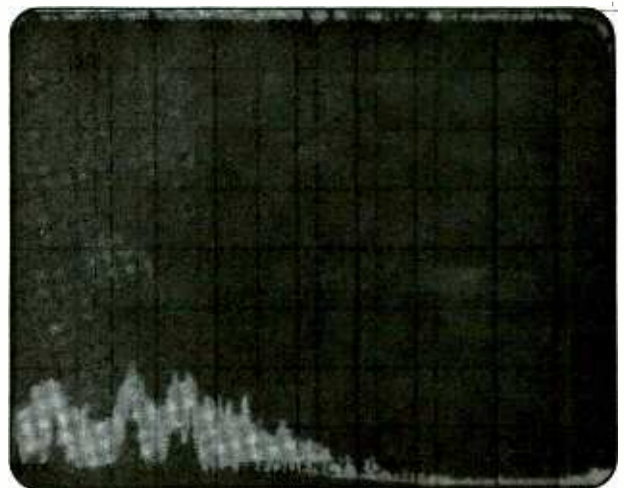
Tandberg TCD-330: Upper trace is nominal output level corresponding to record level of +4 dB (the 3% THD level for both tapes tested). Lower trace is noise spectrum. Each vertical division on 'scope graph represents 10 dB, proving that even without Dolby the Tandberg has a dynamic range of better than 60 dB.

General Info: Dimensions are 18½ inches wide, 4⅛ inches high, 9⅛ inches deep. Weight is 15 lbs., 12 oz. Owner's manual is outstanding: clearly presented and amply illustrated. Price: \$1,000.

Individual Comment by N.E.: I think the word "beautiful"—which I don't often use in describing equipment—does apply to the Tandberg TCD-330 very aptly. This includes everything about it, from the way it looks sitting installed on a shelf to the way it performs both in making its own recordings and in playing cassettes recorded elsewhere. I chose to install this unit vertically so that everything showed, and this is

one styled piece of audio gear whose "cosmetics" have a subdued, classy look that somehow ties in with its functions and operational modes. Speaking of which, can you imagine the satisfaction experienced with a cassette deck that can be operated with the kind of ultra-light touch and deftness you might use on a top-grade open-reel deck? It's all here: fast-buttoning, flying-start recording, azimuth alignment, tape/source monitoring, pre-recording level setting, etc. As for audio response, our lab test results need only looking at to verify what this machine can do. I made several tapes, monitoring source against taped results while on the move, and no one around at any time during these dubs could tell the difference between the signal going into the TCD-330 and the taped results it was producing.

Individual Comment by L.F.: Regardless of price, the TCD-330 is the finest stereo cassette deck I have yet measured. True, there is a feature or two I would have liked to have seen incorporated, but this has nothing to do with its performance which is outstanding in all the important parameters. In my view, for instance, the built-in 10-kHz oscillator used in adjusting record-head azimuth alignment is the most effective way to accomplish this important adjustment, which should be done with each side of each cassette used. Not only does this feature give instant indication of perfect head alignment (and hence, optimum high-frequency recording response), but it



Tandberg TCD-330: Again, upper and lower traces represent +4 dB record level and accompanying noise spectrum respectively, this time with Dolby switched in. Dynamic range is about 10 dB better than before, and high-end noise content is greatly reduced.

provides instant quality control of tape for drop-outs (which can be clearly seen on the VU meters), and it even indicates when heads need cleaning (if they do, the 10-kHz recorded response drops from the norm,

which again is easily detectable after you've used the machine for a couple of hours).

The logic-control transport system is a joy to use. The tape can be "rocked" between fast-forward and rewind in much the same manner as on a professional open-reel deck. The features that are not included—controllable mic/line input mixing, separate front-panel bias and EQ switches and a separate pause control—are all in one way or another made up for, as explained in the early portion of this report. In the context of Tandberg's design here, they are not really "missing items." Anyway, the splendid performance of the unit and its many positive attributes, is what matters here—and on this count, the Tandberg TCD-330 merits a "rave review."

TANDBERG TCD-330 STEREO CASSETTE RECORDER: Vital Statistics

PERFORMANCE CHARACTERISTIC	LAB MEASUREMENT
Frequency response (UDXL-I tape)	27 Hz to 20 kHz, ± 3 dB
Frequency response (UDXL-II tape)	28 Hz to 21 kHz, ± 3 dB
Harmonic distortion at -10 VU (tape I/tape II)	1.7% / 1.0%
at -3 VU (I/II)	1.5% / 0.65%
at 0 VU (I/II)	2.0% / 1.9%
at +3 VU (I/II)	2.2% / 1.9%
Recording level for max 3% THD	+4, either tape
Signal-to-noise, unweighted w/o Dolby (tape I/tape II)	55 dB / 57 dB
with Dolby (tape I/tape II)	65 dB / 67 dB
Wow and flutter (WRMS)	0.07%
Fast wind time (C-90)	67 seconds
Mic input sensitivity	0.15 mV
Line input sensitivity	80 mV
Line output level	1.5 V
Phone output level	5 mV

CIRCLE 12 ON READER SERVICE CARD

Burwen Model DNF 1201A Dynamic Noise Filter



General Description: The model 1201A is an updated and improved version of Burwen's former model 1201 Dynamic Noise Filter, an electronic device intended for patching into a sound system to remove audible noise from program sources: tape (open reel and cassette), turntable or FM tuner. It does so by "sampling" the high-frequency content from the source, and adjusts its bandwidth relative to both frequency and signal level. Dynamic filtering by the 1201A is accomplished by the device's generating of a DC control voltage that constantly regulates the filter's cutoff frequency.

The front panel has eight controls (seven buttons and a slider). At the left is the power off/on button. Centered on the panel are four signal-processing buttons marked "out," "max," "med" and "min." These select the degree of signal-processing offered by the device in accordance with the user's judgment of the quality of the program material in terms of its noise content. For instance, the "max" button introduces maximum signal-processing for relatively high levels of noise intermixed with the signal, such as old or worn records, very hissy tapes, noisy broadcasts. The "min" button provides minimum processing for high quality source material, and the "med" button introduces an intermediate degree of action. The "out" button defeats the signal processing entirely and so it may be used for "A-B" comparisons, as well as to keep the DNF 1201A in the sound system on a "stand-by" basis.

To the right of these buttons is the sensitivity slider

which may be used to increase or decrease the filtering action with reference to the level selected by the buttons. This slider is flanked by two LEDs, a red one marked "suppression"; the other, green and labeled "wideband." The former area of the slider increases noise reduction; the green LED area decreases noise reduction. The device is said to be accurately "fine tuned" when the sensitivity control is in a position that permits both red and green LEDs to flash on and off alternately.

The final two buttons, labeled "monitor" and "pre/post," are designed to allow using the 1201A for tape recording: the monitor button permits monitoring from the tape; the pre/post button permits the user to connect (without rewiring) the 1201A before, or after, a tape recorder used in the system.

At the rear are four stereo pairs of phono signal jacks to permit patching the 1201A into a system that includes a tape recorder via the tape-monitor facility of preamp, amp or receiver so that any source fed into it can be handled by the 1201A with or without it also being taped. The output of a tape deck on playback also can be processed if desired, and tape monitoring is always available. Also at the rear are recessed input level screwdriver adjustments. These are factory-adjusted for unity gain, but may be changed by the owner (instructions indicating when this may be required are furnished with the unit). The device's AC line cord also is at the rear.

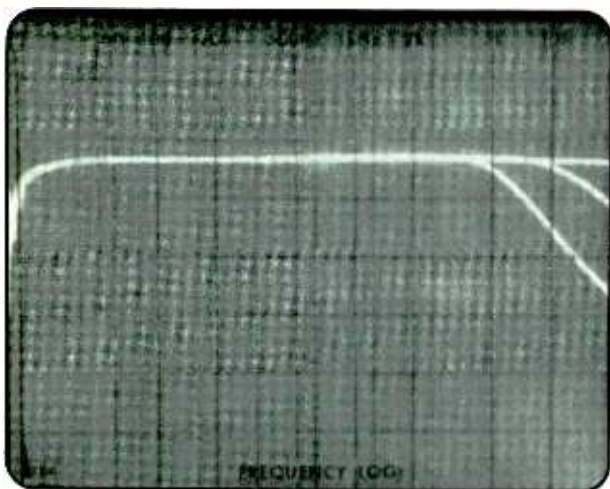
With its low silhouette and walnut-veneered case, the DNF 1201A noise filter presents a neat, contem-

porary appearance. It may be installed wherever convenient, although it does not have standard rack-mount dimensions.

Test Results: Vis-a-vis the original 1201, Burwen has improved time constants and also added control flexibility not found in their earlier unit. The present version offers three degrees of "attack time" as well as variations of cutoff frequency. For example, with the "min" button pushed in, cutoff frequency is set for 9 kHz, and attack time is fast. For the "medium" setting, the 9 kHz cutoff point is retained, but the attack time is slowed down somewhat to an average value. The minimum setting reduces the cutoff frequency to 5 kHz and provides for an even slower attack time.

"Static" testing of this device is somewhat iffy since it does not take into account the unit's attack-time variability which we regard as one of its advantages. Nevertheless, MR did devise a few tests whose results could be shown graphically.

Since the unit's sensing and control voltages are based upon the sum of signal-information from both stereo channels (the masking effect of noise works whether the loud masking signal is coming from one or from both speakers in a stereo system), MR fed a constant signal into one channel while varying the intensity of a 10-kHz signal applied to the other channel. We swept the channel to be photographed (on the 'scope face of our spectrum analyzer, from 20 Hz to 20 kHz), and varied the intensity of the 10-kHz channel in steps



Burwen DNF 1201A: Fig. 1. Varying cutoff filter action due to changing high-frequency (noise) input on opposite channel. Note: "max" button pressed for this test.

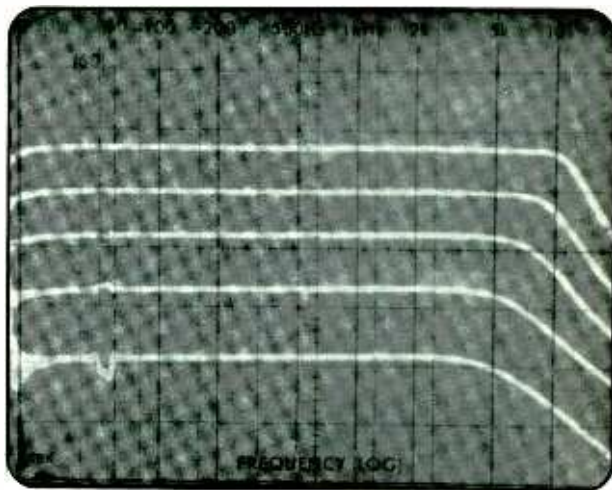
of 10 dB. The results of three successive frequency-sweeps are shown in Fig. 1, which displays how the filtering action occurs, as per the level of the noise signal in the "opposite" channel, from full bandwidth through a cutoff point around 10 kHz, and then down to about 5 kHz.

Next we removed the fixed-frequency signal from

the non-observed channel and simply varied the intensity of the sweeping frequencies applied to the observed channel. The data in Fig. 2 show that as signal level of the latter is reduced, the cutoff points of the filtering action are reduced from around 10 kHz to 5 kHz or even a bit lower.

Figs. 3 and 4 show the effect of the front-panel sensitivity control set to various positions. In Fig. 3 the "max" button was pressed; in Fig. 4, the "med" button was used. Note that with the sensitivity control set for most suppressions, cutoff occurs just below 500 Hz regardless of the settings of the signal-processing buttons, or of the level of the applied input signals. This of course is an extreme situation which we never had to deal with in actual listening tests. The more significant differences in filter action become obvious when we compare mid and wideband settings of the sensitivity control; note that for medium settings of the switch buttons, cutoff points vary, depending on the input signal level, and also on the settings of the sensitivity slider.

In addition to these tests, MR checked the unit against specs, all of which were confirmed or bettered except for a measured 5 volts, instead of the claimed 6 volts, for both maximum input level and output level. More important than this minor discrepancy was the



Burwen DNF 1201A: Fig. 2. Changing input level in observed channel results in varying frequency cutoff point. As signal level is reduced, filter cutoff frequencies also are reduced. Note: "max" button pressed for this test.

device's very low distortion (both THD and IM were less than specified), and its very good signal-to-noise ratio (82 dB as compared to the specified 80 dB).

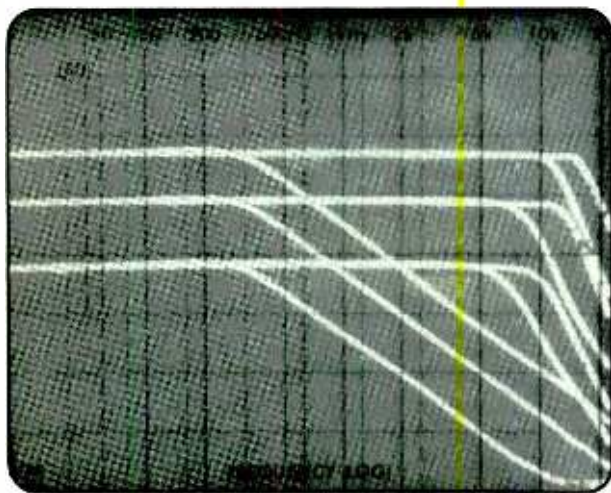
Listening tests also were conducted; these are discussed under the "individual comments" below.

General Info: Dimensions (in case supplied) are 17¹¹/₁₆ inches wide; 2⁵/₈ inches high (add about one-half inch more for rubber feet); 8¹/₄ inches deep. Weight is 8

lbs. Owner's instruction manual is somewhat sketchy—could be more detailed, explicit and better illustrated. Price: \$379.

Individual Comment by L.F.: The earlier DNF 1201, which I checked out some time ago, did remove background noise and hiss but in doing so, two effects also came into play. If the program material was of wide frequency response but also loaded with hiss, the single control on the older model had to be pushed to such extremes that there was a definite degradation of frequency response. And even at lesser settings I was aware of a "breathing" or "pumping" effect.


Happily, I find that the new 1201A, which bears little resemblance physically to the older unit, also has vastly improved performance by at least a whole order of magnitude.



Burwen DNF 1201A: Fig. 3. Traces show effect of sensitivity slider when set to extreme left, mid-position, and extreme right for different signal levels. Note: "max" button pressed for this test.

It is of course still possible to misadjust the device so that it slices into musical material and also so that pumping and breathing can be heard. But in my view, such misadjustment with the new unit would be the user's fault, not that of the DNF. Our test-result 'scope photos show some of the variations of effect that are possible with the 1201A. Actually, this very great variability might discourage the first-time user who fails to experiment sufficiently with the unit. In our listening tests we used everything from old, poor-quality 78-rpm discs and ancient hissy tapes to late-vintage discs that had hardly a trace of surface noise. For each source we were able to find a combination of pushbutton and slider settings that removed significant amounts of noise without audibly affecting musical content.

It would seem that the principle of dynamic filtering, as exemplified by the Burwen DNF 1201A, is a handy solution for audiophiles who want to listen to source material that has so much noise content that it



Burwen DNF 1201A: Fig. 4. Same test as shown in Fig. 3, but with "med" button pressed.

detracts from full enjoyment of the program. After all, you cannot Dolbyize or "dbx" a source that already is noisy, and the Burwen device does offer "one-sided" noise reduction that is far better than that obtained with passive filtering. Note too that the Burwen device does not alter the source's dynamic range, only its noise content.


Individual Comment by N.E.: The DNF-1201A is audibly superior in its noise-filtering action than conventional filters typically found on amplifier control panels in that it can reduce a tremendous amount of "hash content" to allow the musical signal to emerge more clearly. However, some high-frequency signal content also is sacrificed in the process; just how much likely will depend on the original quality of a program source and the amount of noise-content that has been added to it. The three buttons ("max," "med" and "min"), and the sensitivity slider do provide options for adjusting the filtering action but finding just the right combination of settings may take a fair amount of fiddling with these controls. It is very difficult to say—perhaps more so than for a lot of audio devices—whether this unit will appeal to one or not. I suggest that anyone who is in the market for a dynamic noise filter check the Burwen device out for himself.

BURWEN DNF 1201A DYNAMIC NOISE FILTER: Vital Statistics

PERFORMANCE CHARACTERISTIC	LAB MEASUREMENT
Frequency response	
Minimum bandwidth	down by -3 dB at 500 Hz; -10 dB at 1 kHz; -20 dB at 2.5 kHz.
Maximum bandwidth	±0.5 dB, 15 Hz to 25 kHz
Maximum input level	5.0 V
Maximum output level	5.0 V
Gain at 1 kHz	from 0 dB, adjustable to +10 dB
THD, 20 Hz to 10 kHz (at max. sens)	0.15%
IM distortion	0.035%
Internal noise ratio (below 1 V)	82 dB

CIRCLE 13 ON READER SERVICE CARD

biamp Systems EQ/210 Graphic Equalizer



General Description: The model EQ/210 from biamp Systems, Inc. is a dual-channel graphic equalizer that may be used as a stereo unit or as two independent mono devices. Each channel has ten bands of equalization with center frequencies at 32 Hz, 64 Hz, 125 Hz, 250 Hz, 500 Hz, 1 kHz, 2 kHz, 4 kHz, 8 kHz and 16 kHz. Each band is adjustable via its own front-panel slider over a range of ± 15 dB. In addition to the ten sliders each channel has its own gain slider, and an in-out switch to defeat or introduce the equalization. These all are arranged across the front panel in logical, symmetric fashion with a power switch centered between the sliders. Next to the gain slider on each channel is an LED overload indicator for that channel.

The equalizer band sliders are calibrated from 0 to 15 (each way) in markings of 3 dB. The gain sliders are marked (each way) in steps of 2 dB from 0 to 10. The front panel is flanked at either end by metal flanges for standard rack-mounting.

Signal connectors at the rear all are standard 1/4-inch phone jacks. There are eight in all—four per channel—to accommodate unbalanced and balanced lines for input and output. The balanced inputs and outputs are transformerless in the interest of low-noise operation, and permit the EQ/210 to be interfaced with standard recording studio and broadcast equipment, as well as with mixing consoles. The unbalanced (single-ended) inputs and outputs enable the device to be used with standard PA equipment, musical instruments, power amplifiers and normal home hi-fi components. The AC line cord, also at the rear, is a heavy duty cord terminated in a three-prong plug, the

kind with a grounding prong. The EQ/210 draws 20 watts during operation.

The EQ/210 is described as a fully professional graphic equalizer, offered for use in portable or fixed sound reinforcement, recording studio, with musical instruments or home hi-fi systems. Its applications include feedback suppression and room equalization, various options for modifying sound for greater clarity and frequency balancing, and—if desired—to create special effects.



EQ/210: Rear Panel View

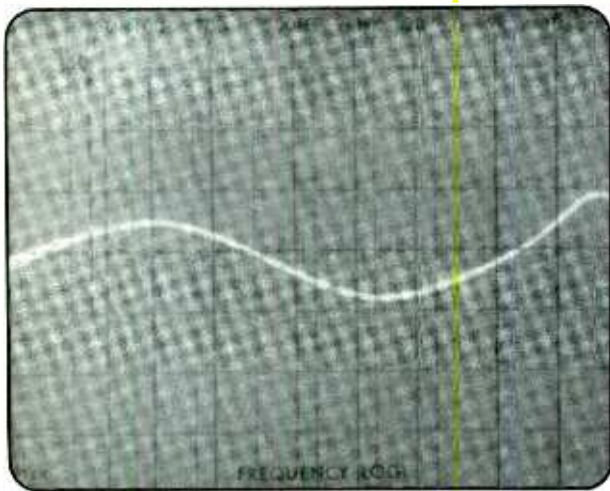
Test Results: The biamp EQ/210 is without doubt one of the superior ten-octave graphic equalizers presently available. It produces its claimed performance, with super-low distortion (THD measured was a mere 0.004%!), excellent frequency response, high signal-to-noise ratio and practically no interaction between adjacent octave controls. The peak LEDs lit up when output levels reached 6 volts, thus giving ample warning that line levels were incorrectly set, well before actual clipping at 8 volts rms took place. At all lower output levels, THD remained remarkably low regardless of whether individual sliders were boosted, attenuated, or left on "0 dB" position.

The settings of the octave sliders, shown on the front panel in Fig. 1, were used to obtain the frequency

response characteristic shown in our 'scope photo, Fig. 2. Good correlation may be observed between the graphic configuration of the front-panel controls and the actual response obtained. Additional tests by MR confirmed the claimed range of each slider, as well as the accurate calibrations for boost and cut settings at the various specified center frequencies. MR also was



biamp EQ/210: Fig. 1. In one test, controls were set in random pattern on each channel.



biamp EQ/210: Fig. 2. Photo of 'scope pattern shows actual frequency characteristic produced by settings of Fig. 1.


favorably impressed with the excellent isolation between the two channels of the unit, confirming another of the manufacturer's claims—that the device could be used, if desired, as two separate mono equalizers for separate single-channel systems and sound sources. The EQ/210, in short, is in every way a professional-grade equalizer.

General Info: Dimensions are 19 inches wide (standard rack-mount); 3½ inches high; 5¼ inches deep. Weight is 5 lbs. Price: \$229. Owner's instructions: adequate but somewhat skimpy.

Individual Comment by L.F.: There is little to criticize when evaluating a graphic equalizer. It either does its frequency-tailoring job well, or it doesn't. The biamp EQ/210 assuredly does. What surprised me somewhat, however, was the rather amateurish owner's manual supplied with the unit. It contains no schematic diagram, and little discussion of circuitry

other than the fact that the unit contains what biamp calls "gyrator" inductor circuitry (no physical coils are needed since an IC op-amp employing negative feedback presents the equivalent of the required inductance in each active filter). Instructions and suggestions for using the EQ/210 are limited to a few paragraphs about room equalization, special effects, and its use in recording to "bring up harmonics in instruments and subdue others." Hardly a definitive treatise on the use of an equalizer. An equalizer that performs as well as this one deserves a more comprehensive manual.

Individual Comment by N.E.: Without a doubt the EQ/210 is one of the best graphic equalizers now available. Equally without a doubt, its producers could use the services of a professional tech writer and illustrator to better present information and operating directives for the device. One who has had experience before with equalizers probably could make do with the skimpy instructions furnished, but a first-time user might find them less than completely helpful. Be that as it may, the EQ/210 is a first-rate, well-designed, and top-performing device in its class.



biamp EQ/210: Fig. 3. Control range, octave by octave, of the EQ/210.

BIAMP EQ/210 GRAPHIC EQUALIZER: Vital Statistics

PERFORMANCE CHARACTERISTIC	LAB MEASUREMENT
Number of octaves/channel	10
Center frequencies	32, 64, 125, 250, 500, 1 k, 2 k, 4 k, 8 k and 16 kHz
Gain, all controls set at 0 dB	-3 dB unbalanced; 0 dB balanced
Inputs and outputs, terminations	transformerless balanced, and conventional unbalanced
Output load impedance	600 ohms or higher
Input impedance	50 k ohms, balanced or unbalanced
Maximum boost or cut per octave	15 dB
Frequency response, controls set flat	+0, -1 dB, 6 Hz to 45 kHz
THD, unity gain, controls flat, 1.0 V in and out	0.004%
Maximum output level	+24 dBm (8 volts, unbalanced)
Signal-to-noise ratio	84 dB below 1 V output.

CIRCLE 14 ON READER SERVICE CARD



Microphones for Sound Reinforcement

There are stacks of technical papers written about recording and sound equipment, and in the majority of instances the specifications given include all the information necessary for a sound engineer to make evaluations and decisions concerning the use of the equipment. However, in several areas it is very difficult for the young soundman to get a direct relationship between the written specifications and the resulting sound. One area that is particularly confusing is microphones. So, here is a short summary of the most common microphones used currently in the concert sound reinforcement field. This information should give the aspirant a good starting point and help him save time and money.

The Shure SM-57 and SM-58 microphones are today, probably the most widely used "live" performing vocal mics. There have been many large rock concerts at which 19 out of 20 microphones were SM-57s and 58s. (Usually the 20th microphone was a condenser mic suspended over the drums.) The success of this particular series of microphone is due to their performance on the "live" rock and roll stage—which can be a very difficult situation. The general characteristics are:

A. *Cardioid or unidirectional pattern*: These mics are more directional than usual and consequently they provide an increased amount of gain before feedback



side effect due to this procedure and the microphone design is that these mics are excellent at rejecting bass from a distance. This helps minimize the leakage of sound from the stage instruments and vocal monitors into the vocal mics.

C. *High frequency boost*: A slightly rising high frequency response above 2,000 Hz adds brightness which helps to give the vocals a nice crisp sound.

D. *Dynamic*: Reasonably rugged for traveling sound systems.

The conclusion is that the combination of the tight

Most Common Sound Reinforcement Microphones

Manufacturer	Model	Type	Approx. Cost
1. Shure	SM-57, 58, 56	Dynamic, cardioid	90.00 to 118.00
2. Sennheiser	MD-421	Dynamic, cardioid	193.00
3. Sennheiser	MD-441	Dynamic, super-cardioid	275.00
4. Beyer	M-500	Ribbon, hypercardioid	147.50
5. AKG	C-451E	Condenser, cardioid	229.00
6. Sony	ECM-22P, ECM-33P	Condenser, cardioid	No longer available

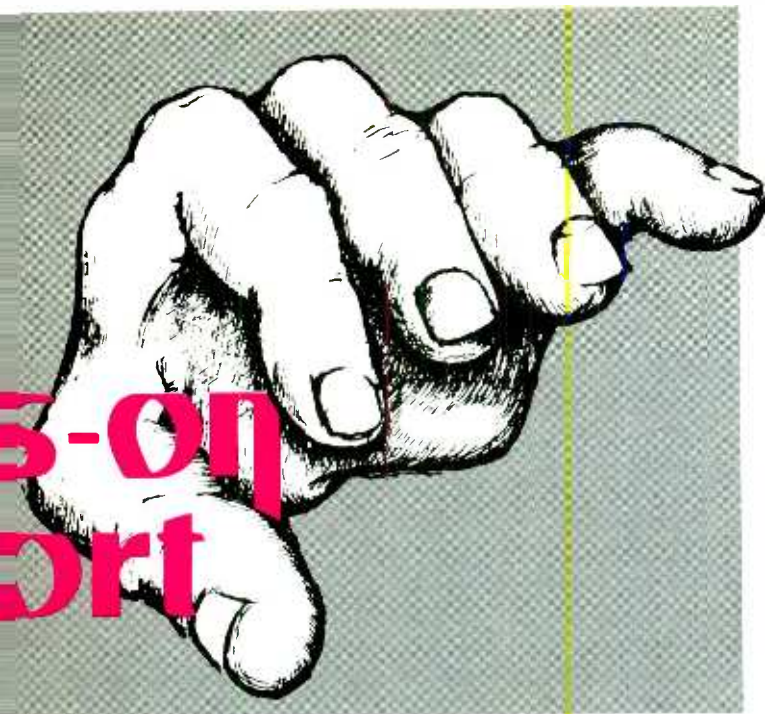
when compared to the average cardioid microphone.

B. *Proximity effect*: This is a characteristic of most cardioid microphones. As the sound source is moved closer to the mic, the bass response is increased in comparison with the other frequencies. What does that mean? When you sing closer to the mic, the sound is more bass heavy, and this is the effect desired by most vocalists because it makes them sound "bigger." The majority of all rock vocalists take advantage of this and use their microphones closer than two inches. One

cardioid pattern to help with feedback and leakage, the bass boost when working the mic close, and the high frequency boost gives the sound that most pop vocalists want.

Now, the two Sennheiser mics and the Beyer ribbon show the same general characteristics and give the same type sound. The MD-441 differs in that it is a little brighter sounding and it has a five position bass cut filter.

The Sennheiser MD-441 is an excellent microphone




and is also widely used in recording studios. It is a super-cardioid which means it is more directional than a regular cardioid microphone. A test in a "live" sound environment will show that more gain before feedback is possible with this mic than with the SM-57 and SM-58. It has a five position bass cut filter and a single position high frequency boost switch. One last point is that the MD-441 has an excellent extended high frequency response that makes it useful for many other applications besides P.A. vocals.

The Beyer M-500 ribbon is the most recently ac-

cepted mic in the sound reinforcement field and because of its exceptionally smooth sound, it is quickly becoming a top choice of soundmen and performers. This mic exhibits the same proximity effect and presence boost as the Shure mics but is slightly more directional and is smoother sounding.

Soundmen are famous for carrying a box of "tricks" around with them and usually this includes several condenser microphones. Most often these mics will be used for drums, acoustic guitar, piano, strings, etc.,

man feel free to use his imagination. Critical listening should be the final and best test. There are numerous other microphones that will give excellent results. Try these: Electro-Voice RE-10, 11, 15, 16, DS-35; AKG D-202E, D-224E; Beyer M-160; Neumann KM-84, U-87, U-47; Sony C-37. Also, direct boxes for guitar and bass, and electrostatic pickups for piano are in wide use. Next time a rock concert is in town, look closely!



cepted mic in the sound reinforcement field and because of its exceptionally smooth sound, it is quickly becoming a top choice of soundmen and performers. This mic exhibits the same proximity effect and presence boost as the Shure mics but is slightly more directional and is smoother sounding.

Soundmen are famous for carrying a box of "tricks" around with them and usually this includes several condenser microphones. Most often these mics will be used for drums, acoustic guitar, piano, strings, etc.,

man feel free to use his imagination. Critical listening should be the final and best test.

There are numerous other microphones that will give excellent results. Try these: Electro-Voice RE-10, 11, 15, 16, DS-35; AKG D-202E, D-224E; Beyer M-160; Neumann KM-84, U-87, U-47; Sony C-37. Also, direct boxes for guitar and bass, and electrostatic pickups for piano are in wide use. Next time a rock concert is in town, look closely!





GROOVE VIEWS

Reviewed by:
 SEDGWICK CLARK
 NAT HENTOFF
 JOE KLEE
 STEPHEN PEEPLES
 GIL PODOLINSKY
 RUSSELL SHAW

POPULAR

AUTOMATIC MAN: *Automatic Man*. [Lou Casabianca, *Automatic Man*, producers; Keith Harwood, Chris Kimsey, engineers; recorded at Island Studios, London, England.] Island ILPS 9397.

Performance: **Pretentious**
 Recording: **Sloppy**


From the press copy on *Automatic Man*: "The engineering by Keith Harwood (Rolling Stones and Led Zep-

and 4 albums on the Billboard charts in recent weeks." Really. Atrocious English aside, the *equipment* used to record this album may be state of the art, but to presume that the state of the *engineer's* art can be dictated by

chart success is ridiculous. I don't know any of the five million-plus people who bought the Frampton album solely for its mix.

The truth is that the engineering on *Automatic Man* is sloppy. The album opens with a noisy wall of sound that sounds like Jimi Hendrix as produced in mono by Phil Spector—flat, muddy and too much going on at once.

"My Pearl" almost makes it, but the vocals are too deeply buried. The emphasis throughout most of the album is on musicianship, which is certainly there, but the indistinct vocals and heavy-handed material leave the listener unfulfilled. With more economy, especially with master keyboardist



DONI HARVEY

pelin) and Chris Kimsey (Peter Frampton) is literally the state of the art. This is most dramatically demonstrated that albums engineered by those two engineers were the top number 1, 2



PAT
 THRALL



BAYETE

MICHAEL SHRIEVE

Bayete's synthesizers, the advanced musicianship could have been more fully realized. S.P.

ATLANTA RHYTHM SECTION: A Rock and Roll Alternative. [Buddy Buie, producer; Rodney Mills, engineer; recorded at Studio One, Doraville, Ga.] Polydor PD 1-6080.

Performance: **Flawless**
Recording: **Close to perfect**

The Atlanta Rhythm Section is an often-underrated sextet of former session musicians from Georgia whose individual histories intertwine with those of much of the region's music. Yet when the phrase "Southern Rock" is mentioned, ensembles with far less a grasp of harmonic basics are often thought of first. Admittedly, there are bands with more surface spunk and flash, but the Rhythm Section's forte seems to be in the opposite directions—lyrical and musical subtlety, an absence of braggadocio and a presence of intricate melodic ideas.

This release, sixth in a line of superb ARS issues, provides no departure from the band's high standards. Indeed, lingering imperfections have been expunged. There is a total lack here of *any* excess, be it instrumental or vocal. Each track is eminently hummable and memorable, while being a credible representation as well.

You'll never find these musicians getting in each other's way. The musical phrases are uncluttered, crisp and free of garage-band flash and rhinestone macho. Guitarist Barry Bailey, whose betters in the rock world could be counted on one hand and his peers on two, is the ultimate versatile picker. Raunchy and mean on a faithful resurrection of Robert Johnson's "Outside Woman Blues," but soft and sensuous on the alluring "So In To You." Bassist Paul Goddard, who also garners a good deal of acclaim, constantly affirms his unique trait of being creative within a precise framework.

Recorded at Studio One, a futuristic sound factory located in an Atlanta suburb, *A Rock and Roll Alternative* benefits greatly from the capacity of the plant to sketch passing moments in the minutest detail. Studio One recordings are known throughout the industry for their clarity and distinction—although low profile the work of drummer Robert Nix is audi-

professional series

Have you been impressed (in the past) with a so called "pro series" of equipment. Only to find that once the tinsel and glitter has worn off, all that's left is a toy?

If so, HEIL SOUND could be the answer to your audio dilemma. Since 1970 we've been producing rugged and reliable touring gear for such discrete professionals as The Who, Peter Frampton, Joe Walsh, BTO, and a host of other major concert artists. HEIL knows what it takes to do a quality job on stage and has just created a line of equipment that rivals any in the industry at a price that will please even the most modest budget.

The "Professional Series" of amplifiers uses the same "Mod-U-Pac" plug in module as our renowned Omega line thus allowing you—the musician—to carry a spare side of your amp for instant repairs on the gig.

PRO-MIX



\$299⁰⁰

Our new and exciting 8 channel mixer is a low impedance cannon type with unbalanced inputs. Bass and treble controls are ± 20 dB for superior EQ. The effects are preEQ and levels from the main or effects outputs are monitored by a high quality 4" lighted VU meter.

PRO-GRA



\$199⁰⁰

This dual channel graphic equalizer has 10 bands and is now available at a very favorable price, in fact we assure you that there's no better value on the market today. It's black anodized with a standard rack mount panel and comes equipped with level controls for each channel and defeat switch.

PRO-XO



\$135⁰⁰

Featured here is a two way electronic crossover model with 800 Hz, 12dB pre-octave and separate level controls for high and low outputs. Also contained in this unit is a 19" x 1 1/2" black anodized, standard rack panel.

PRO-100



\$299⁰⁰

Included in this package is a dual channel 85 watt (per channel) unit at .1% dist. and 4 ohms per channel using our Omega 100 series plug in modules. Balanced line inputs, binding post outputs and a black anodized 19" x 3 1/2" standard rack mount panel are also standard.

PRO-200



\$429⁰⁰

Presented here is a dual channel power amp with 150 at .1% and 4 ohms per channel using our 200 series plug in modules. Balanced line inputs, binding post outputs and a black anodized 19" x 5 1/4" standard rack mount panel round out this package.

PRO-400



\$589⁰⁰

Our top of the line model is loaded with 250 watts RMS at .1% distortion into 4 ohms per channel using our popular 400 series plug in. Balanced line inputs, binding post outputs and 19" x 7" standard rack panel complete this winner.

ALL PRICES ARE SUGGESTED RETAIL.



Heil Sound Company
No. 2 Heil Industrial Drive
Marrissa, Illinois 62257
Phone 1-618-295-3000

Today's Equipment
Deserves Tomorrow's
Enclosures
SYSTEM 700 by BSC.

Before You Buy . . .
TEAC—TASCAM—REVOX—
SAE—MARANTZ—TECHNICS
—DBX—TAPSCO—AUDIO
PULSE—SHURE—BEYER—
AKG—SONY—SUPERSCOPE
—SWITCHCRAFT
Consider BSC

2922 RIVER ROAD
RIVER GROVE, ILLINOIS 60171
PHONE NO. 312-462-9551

INCORPORATED

CIRCLE 73 ON READER SERVICE CARD

ble and crystal clear. Recorded at a less prestigious venue, his whispering flourishes would be muted, but here they are interwoven flawlessly, without the crutch of an overmix. The highs too, are uncommonly vivid, encapsulating a package which approaches absolute perfection. R.S.



DON CHERRY: *Don Cherry.* [Corrado Bacchelli, Beppe Muccioli, producers; Kurt Munkacsi, Michael Mantler, engineers; recorded at Basement Recording Studios, N.Y., Grog Kill, Woodstock, N.Y.] Horizon 18.

Performance: **In and out**
Recording: **Gimmicky but good**

Don Cherry is an enigma. One minute he's as melodic as anyone could wish and the next he can take his listeners out to freak city. He is a modern renaissance man coming out of so many bags that he doesn't stand still long enough to hang a category on him. This is to his credit because every listener can hear something in his music, but it can work to his detriment as well, since no two people will necessarily hear the same thing. Don Cherry's music is a well where all may come and drink but some will go away more satisfied than others.

The engineering is a bit on the rocky side using devices foreign to the average jazz recording such as heavy echo, digital time delay and tapes of altered speed. Still, I can't call it dishonest. What the producers and engineers set out to do, they accomplished. They made a recording of a jazz musician with a decidedly rock sound to it.

Interestingly enough, the two bass tracks by Charlie Haden were not overdubbed. Charlie played the part once. It was picked up acoustically by a studio microphone and electronically by a contact mic which was put through a wah-wah device giving the effect of a doubling of the bass line. It's a gimmick, but it's a clever gimmick, tastefully used. J.K.

MEL LEWIS: *Mel Lewis and Friends.* [John Snyder, producer; Thad Jones, musical supervisor; Tony May, engineer; recorded at Generation Sound, N.Y.] Horizon 17.

...Soundcraftsmen
we've got equalization all together —

and all of us are dedicated to helping you improve the sound of your fine stereo system.

Equalizers are used everywhere in the music-making chain: by live performers, recording studios, mixing consoles, AM and FM stations, and so on. In every step, each of the engineers use equalizers to make the music sound the way they think it should sound. So after everyone else makes the music sound the way they like it, it's up to you to use that same instrument — the equalizer — to make the final adjustment, and make the music sound the way you like it to sound in your own home.

We also include all the accessories and features that are a must to make equalizing easy, as well as an amazingly rewarding new experience: . . . An environmental do-it-yourself test record edited and announced by Soundcraftsmen especially for use with the Soundcraftsmen Equalizer . . . Computone-Charts for making a record of, and resetting in seconds, any desired EQ curve . . . a Full-Channel Frequency-Spectrum-Level Control on each channel, for instant "no distortion" in/out balancing . . . Light-Emitting-Diodes for precise visual signal level balancing . . . A Graphic Display of each EQ curve . . . And a minimum 24dB range of adjustment for each octave . . . Specifications: S/N: better than 96dB @ 2V. RMS . . . THD: less than .1% @ 2V . . . Filter type: Toroidal and Ferrite Core.

FREE 6 PAGE BROCHURE

- The WHY's and HOW's of EQUALIZATION
- CHECKLIST for your EQUALIZATION-EVALUATION
- 10-point "TOTAL SYSTEM" EQUALIZATION program

Soundcraftsmen Instructional Test Record Room Equalization Instructions

Only Soundcraftsmen offers you a choice of six models—select the equalizer that best matches your system, and your pocketbook.

Manufactured In California, U.S.A. by Soundcraftsmen, 1721 Newport Circle, Santa Ana, CA 92705 . . . For name

CIRCLE 89 ON READER SERVICE CARD

OTARI MX-5050 the original (and still the best) compact professional recorder

Just over two years ago, Otari introduced a unique new product—the first truly professional recorder in a compact package—the MX-5050. Since then, the performance and reliability of this innovative new machine have been tested and proven in over a thousand critical professional applications—by broadcasters, recording studios, A/V departments, musicians, and semipro recordists worldwide. Universal acceptance and repeat orders by these satisfied customers tell this remarkable recorder's success story better than we can.



Bias can be re-optimized in seconds.

As you compare the MX-5050 with other recorders, keep this in mind. The MX-5050 is not a hi-fi machine with a few professional features added later as an afterthought. It was designed from the ground up based on Otari's 10 year experience as Japan's leading manufacturer of professional recorders and high speed duplicators. It is a full professional machine with the performance, features, and field proven reliability that you expect to find only in the larger professional recorders.

Here are some of the key reasons why the MX-5050 is the best compact recorder available today.

Production Features: Creative production is simplified with: Front panel edit to spill tape. Lift-up head cover to mark splices and clean heads. Built-in splicing block on head cover. Adjustable cue to defeat head lifters. Selective reproduce to add new tracks in perfect time synchronization. Two speed operation, 15 and 7½ or 7½ and 3¾ ips (field changeable in dc servo versions).

Performance Features: Headroom is 19 dBm, a full 15 dBm over the switch selectable fixed output of +4 dBm. This standard reference level output can be rear panel switched to -10 dBm to drive a PA system or power amplifier. S/N ratio is NAB weighted 69 dB full track, 68 dB half track, and 65 dB quarter track. Crosstalk is greater than 60 dB half track. Outputs are 600 ohm balanced (standard on half track) or unbalanced. Line input and output connectors are XLR.



Operating Features: Bias is front-panel continuously adjustable (not limited to fixed positions). With built-in test oscillator (not available on other compact professional recorders) bias can be optimized in seconds when changing tape. Record EQ and standard reference level are also front adjustable. Straight-line tape path simplifies threading. Capstan is located on back side of tape for improved tape life. An extra reproduce head is standard on all versions to allow playback of tapes in different formats. For pitch control and freedom from power line variations, an optional dc capstan servo is available with ±10% correction range.



Easy threading; capstan on back side.

Versatility: Available in full-track (with half-track reproduce capability standard), two-track, and quarter-track versions. Walnut case (standard), rugged portable road case, rack mounting adaptor, or floor console. Universal power supply standard. Low impedance input and output transformers and remote control also optional accessories.

See your nearest Otari dealer for the full story or contact Otari. And, if it's multichannel you need, ask about the standard-setting four and eight channel versions of the MX-5050.

OTARI

Otari Corporation
981 Industrial Road
San Carlos, Calif. 94070
(415) 593-1648 TWX: 910-376-4890

Otari Electric Co., Ltd.
4-29-18 Minami Ogikubo
Suginami-ku, Tokyo 167, Japan
(03) 333-9631 Telex: J26604

FINALLY!

A
Professional Instrument Line
at Reasonable Prices

CARVIN features the finest in Professional Instrumentation equipment at incredibly **LOW FACTORY DIRECT PRICES**. This is made possible because we manufacture and sell direct — eliminating retail markups. • The CARVIN Doubleneck Guitars feature 4 APH-6S Double Coil Humbucking Pick-ups, Ebony fingerboards, Nickel-Silver frets, Shaller M6 mini-gears & Phase-Switching. Plus 14 other guitar models and a line of GUITAR PARTS.



CARVIN offers TUBE & Solid-State Amplifiers featuring 7 Band Graphic Equalizers, Channel-to-Channel Switching with Sustain Channel. JBL or MagnaLab speakers. • CARVIN Mixing Consoles feature 6, 10, 12, and 18

Channels with Bal. Inputs, 10 Band Graphic Equalization, Bi-Amp Crossover Networks, Stereo Panning, plus more.

• CARVIN'S Professional Club and Commercial sound-reinforcement systems offer MagnaLab Electro-Voice, or JBL Horn Drivers and Speakers. Plus Power Amps featuring Electronic Cross-overs. • Professional quality and reliability are not sacrificed for price at CARVIN. All systems are carefully crafted by CARVIN in the U.S.A. and are backed by a

Solid 5 YEAR Warranty. Try CARVIN on a 10 Day Money-Back Trial Period. Call (714) 747-1712 Mon.-Fri. (or Write CARVIN, Dept. MR12, 1155 Industrial Avenue, Escondido, CA 92025 for your FREE Color Catalog.



Solid 5 YEAR Warranty. Try CARVIN on a 10 Day Money-Back Trial Period. Call (714) 747-1712 Mon.-Fri. (or Write CARVIN, Dept. MR12, 1155 Industrial Avenue, Escondido, CA 92025 for your FREE Color Catalog.



send for
FREE CATALOG
with
Factory Direct Prices

Name _____

Address _____

City _____

State _____ Zip _____

CIRCLE 29 ON READER SERVICE CARD

Sonny Rollins and Other Long-Distance Improvisers

By Nat Hentoff

By 1956, when Sonny Rollins appeared alongside Clifford Brown in Max Roach's band, Sonny was already an extraordinary *presence* on the jazz scene. Although shaped by Coleman Hawkins, Sonny became an original early. There was the extraordinary cohesion of his brilliant, daring solos ("A master of 'thematic improvisation'" wrote Gunther Schuller about him in the early '50's). And the Rollins sound—instantly identifiable and yet containing so many glints and explosions of so many different colors. In addition, there was his sense of time. Sonny did so much more than swing. Implying such swirling pyramids of counter-rhythms that he didn't really need a rhythm section. And then the piercing intelligence of the man, often sardonic but also careeningly playful. Before he was thirty, Sonny was a jazz sovereign.

In 1959, he disappeared for two years in order to really explore himself and his music, for Sonny is chronically self-questioning. Some years later, he exiled himself a second time. But now, Sonny says, he's back for good. ("I don't have that much time left.") And in his newest Milestone release, *The Way I Feel*, Sonny is again magisterial. Bestriding a largely electrified rhythm section and, except for two selections, an assembly of nine horns, Sonny is in thoroughly resilient control of himself and his horn. (Or, as he once put it, "Sometimes I'm able to step outside myself and hear what I'm playing. The ideas just flow. The horn and I become one.")

On ballads and up-tempo drives, the Rollins *presence* is enveloping, pulling you into the vortex of his emotive ideas. His sense of time is even more resourceful than before. His sound is as powerfully authoritative as that of his onetime mentor, Coleman Hawkins; and his improvising continues to consist of leaps of imagination which, in retrospect, appear to have been part of an unerring prior

design. And always, listening to him, I hear the jazz equivalent of what novelist Thomas Wolfe used to call "the goat cry"—an unabashed affirmation of life, sensual life.

The engineering focuses on Rollins, and he comes out of the speakers in the full spectrum of his sonic colors. (I do wish, however, that the brass had been brought up more.)

A superbly engineered session—its crisp, finely balanced clarity enhancing the lyrical subtlety of the players—is *Teddy Wilson and His All Stars* (Chiaroscuro). Like Rollins, Wilson, of course, is a long-lasting jazz *presence*—less overwhelming than Rollins but swiftly, clarifyingly compelling. Also present is the wittiest of all jazz trombonists, Vic Dickenson, who, like Rollins, cannot be narrowed into a category. Trumpeter Harry Edison plays with more fresh zest and invention here than in some time, and the increasingly impressive Bob Wilber is on soprano and clarinet. Major Holley and drummer Oliver Jackson complete the buoyant rhythm section.

This Wilson set is one of the most relaxed and yet authoritative sessions of classic jazz improvising to be released in some months. Like Rollins—but in different, more floating ways—it'll make you feel good. (The way the rhythm section has been recorded—light, full and clear—heightens that good feeling.)

SONNY ROLLINS: *The Way I Feel*.

[Orrin Keepnews, producer; Eddie Bill Harris, engineer; recorded and mixed at Fantasy Studios, Berkeley, Ca. and Total Experience Recording Studios, Los Angeles, Ca.] Milestone M-9074.

TEDD WILSON: *Teddy Wilson and His All Stars*.

[Hank O'Neal, producer; Fred Miller, engineer; recorded at Downtown Sound, New York City.] Chiaroscuro CR 150.



Soundcraft Series 2 Mixers.

Unratable versatility. Immaculate specifications.

Six standard consoles: 12/4; 12/8; 16/4; 16/8; 24/4; 24/8.

Dual track switching, so you can hook up an 8-group console to a 16-track recorder without repatching. Direct line outputs from each input channel, pre- and post-fade.

Four independent auxiliary mixes, pre- and post-fade.

Options include VU or Peak Programme metering, sweep frequency equalisation, Penny & Giles conductive plastic faders and special modifications for 16 and 24 track operation.

THD @ 1KHz and +4dBm less than 0.02%.
Max mic gain 90dB. Relative input noise -128dBm (200 Ω). Max output +22dBm into 600 Ω .

And if you need studio quality on the road, we'll sell you an aluminium flight case as well.

Soundcraft Electronics Limited
5-8 Great Sutton St London EC1V 0BX England
Telephone 01-251 3631 Telex 27198
Telegrams Scundcraft LDN ECI

Soundcraft North America Division
P.O. Box 883 JFK Station
Jamaica New York 11430 USA
Tel (212) 528 8158 Telex 01-2203


SOUNDCRAFT
ELECTRONICS LIMITED

CIRCLE 45 ON READER SERVICE CARD

OCTAVE BAND ANALYZER

THE NEW MODEL 150

FEATURES Simultaneous display - TEN one octave bands—31.5 Hz to 16 kHz
 • Light Emitting Diode readout • Meets ANSI 1.11, Class II for Octave Band Filter Sets • Fully calibrated in dBspl • Broadband dBspl • Line Input—calibrated in dBm • Flat or A-weighted measurements • Hand held—battery operated (rechargeable nickel-cadmium cells) • Precision microphone, carrying case, noise generator, battery charger included



APPLICATIONS

- Sound system set-up
- Noise surveys
- Octave equalizer adjustment
- Speaker checkout
- Horn alignment
- Room surveys and speaker placement

ALSO: Active and passive equalizers • Other real time analyzers
 Dealer inquiries invited

White

Call or write today: WHITE INSTRUMENTS, INC.
 P.O. BOX 698 512/892-0752 Austin, Texas 78767

CIRCLE 83 ON READER SERVICE CARD

1977 Appalachia Sound Catalog

PRICE \$2.

Appalachia Sound

Your "General Store" for professional equipment

* Builds Recording Studios & Sells Professional Audio Gear

3M6Mincom . Otari . Sphere . DBX .
 Ampex . MXR . Revox . Stephenson .
 BGW . Many others

TO ORDER THE
 NEW 1977 CATALOG
 (72 pages) Send \$2.00

"We can help you with your recording equipment needs from 2 tracks to 24 tracks" ... Call or write for fantastic package prices... (We do Acoustical Design)

Appalachia Sound

ROUTE 8, BOX 525, CHILLICOTHE, OHIO 45601

Phone (614) 663-2544

CIRCLE 81 ON READER SERVICE CARD

Performance: **Straight ahead jazz**
 Recording: **Honest but a bit fuzzy around the edges**

Basically jazz musicians get together to blow. This session just happened to be at Generation Sound and Tony May opened the mics so we could eavesdrop. There are heavyweights like poll winning trumpet and flugelhorn player Freddie Hubbard and lesser knowns like former Woody Herman saxophonist, Greg Herbert. The feel is free and loose and the recording communicates the relaxed and easy feeling especially when Hubbard turns his lyrical flugelhorn loose on Thad Jones' "A Child Is Born." This is Freddie's second go at the tune. The first was on a Richard Davis date for BSAF some years ago. Freddie mellows with age. So does Thad's tune.

Since it's Mel's date, he gets to do his tasty bit on drums. Nobody's brush work is more subtle and sensitive than Mel's and Tony May's engineering captures it crisply. It fairly bristles from the speakers. I wish the same presence had been brought to bear on Hank Jones' piano work. It's close but no bull's eye.

My main cause for complaint is something that is in danger of happening any time a record company feels generous enough to try to give the listener a bargain and put more than twenty minutes on one side of an LP. The closer you get to the label, the fuzzier the sound. It's too bad that the clarity deteriorates on the version of Charlie Parker's ode to his pusher, "Moose The Mooche," which closes side one because everything was going so well and Hubbard was playing like a man on fire.

J.K.

GEORGE BENSON: *In Flight*. [Tommy LiPuma, producer; Al Schmitt, Don Henderson, engineers; recorded at Capitol Records, Hollywood, Ca.] Warner Bros. BSR 2983.

Performance: **Husbanded talent**
 Recording: **Aborted in flight**

At approximately the same time in their respective careers, George Benson and Wes Montgomery went commercial. With the exception of Benson's singing, the changes in stylistic content went the same route. Although Benson's style is clearly influenced by Montgomery and Charlie

Christian, not until his move to Warner Bros. did he lack fire and zeal in his play. Apparently his guitar is now taking a back seat to his singing and the success of "This Masquerade" has sealed his fate. George sings on four of the six tunes featured, and they all have schlocky string arrangements. The arrangements are all the same—string intros giving way to a nondescript bottom, then guitar and funky Rhodes. The mix is bland and unchanging, not even worth mentioning. The intent is to create a pop album in the formula of the platinum selling "Breezin'." Don't expect the next album to be any different, either. I remember before his death, that Montgomery came to regret his commercial success, for he no longer could play what he wanted. I wonder if Benson will be content when it's all over to own a Mercedes and play Vegas. G.P.



GEORGE BENSON: Selling out for success

PAT MARTINO: Joyous Lake. [Paul Rothchild, producer; Steve Klein, engineer; recorded at Criteria Studios, Miami, Fla.; remixed at Sunset Sound Recorders, Hollywood, Ca.] Warner Bros. BS 2977

Performance: **Uninspired**
Recording: **Functional**

Past efforts have revealed Martino to be a guitarist who could move from funk to space with minimum effort. Finally, in 1976 with the release of *Starbright* on Warner Bros., his product was finally the beneficiary of a fully equipped promotional apparatus.

That last album was widely hailed for its unique twists and turns; generally wistful, surreal ambience and its flawless, clockwork production. That artistic success made one look forward with eager anticipation towards this new record, yet audit of *Joyous Lake* yields nothing but disappointment.

On *Starbright*, both Martino's guitar and the synthesizers of Delmar Brown wove some intricate and con-



At those rare and magic times, when the heavens are in proper alignment, a wonderful old Wizard visits this planet from the Land of Ohm. With him he brings marvelous extraterrestrial electronic devices to delight musicians everywhere.



Spoke the Wizard, "Call this the Ibanez Phase Tone, a mini-phaser so compact and durable it will astound you. For those who wish to have more control over their sound, here is the Ibanez Phase II, with a depth control for phase effects from a subtle hint to a bold sweep."

For musicians who want sustain with no distortion, I give you the Ibanez Compressor. It will help you to stand out and be heard, without having to shake the heavens with volume. And for those who want a bit of grit with their sustain, here is the Ibanez Overdrive, a hard-driving sustain and distortion device.



With a snap of his fingers the Wizard produced the Ibanez Renometer. "Captured in this compact package is a veritable rainbow of tone color, with 5 bands of equalization and a preamp/tone booster - perfect for any instrument or vocal system."

Then reaching deep into his bag, the Wizard said, "Now this is a most interesting effect - the Ibanez Stereo Box. It will give you an automatic variable speed pan between two amplifiers or two channels of the same amp."

"But here is the device of which I am most proud," said the Wizard with a grin. "The Ibanez Flying Pan, a combination automatic panning device and state of the art phase shifter which can make the sound of your instrument literally fly around the room."

And then, with a dramatic wave of his arms, the Wizard of Ohm disappeared into a cloud of smoke and a crackle of lightning - but promising to return soon with more electronic marvels for musicians.

Ibanez

Ibanez Dept. N Box 469 Cornwells Hill, PA 19020 • 327 Broadway, Idaho Falls, ID 83401 • In Canada, ElKay Musical Inst. Ltd, 3355 Park Ave. Montreal P.Q. H3V 4H5

stantly changing imagery. Here, however, all is formula. Cutesy, trivial arabesques on Brown's EML 500 guitar are paralleled by Martino; Pat's rides all seem to follow a basic pattern of rapid cruising up and down the fretboard. Even Pat's awesome technique is a little suspect not to mention his conceptual abilities, which are cheapened by the "picking for his own amazement" *deja vu's* which turn most of the tracks into a boring exercise in self-indulgence.

As a result of these subterfuges, all the cuts sound virtually exactly like each other. Ironically however, the only concrete inspiration seems to come from the rhythm section. Bassist Mark Leonard's brief solo on "Mardi Gras" and drummer Kenwood Denard's colorful cymbal work throughout furnishes momentary relief from boredom.

What is there to say for the technical quality of this disc? Stuck with constant regurgitation of bored, trite passages, Rothchild and Klein seem content to turn on the tape and let it roll. At times, Pat's guitar, the Rhodes, and synthesizers of Brown are virtually indistinguishable; little clari-

ty and track-separation is evident. Yet, one gets the feeling that the goal of the artist is to produce an album full of space-age cliches, time-saving shortcuts, and worst of all, a marketable product.

I yearn for more of Pat Martino's crystalline, pure lead lines which sparkled throughout his earlier work on the Muse label. Those were the good old days.

R.S.

CLASSICAL

BARTOK: *Bluebeard's Castle*. Tatiana Troyanos, soprano; Siegmund Nimsgern, baritone; BBC Symphony Orchestra, Pierre Boulez cond. [Paul Myers, producer; Robert Gooch, Mike Ross-Trevor, engineers.] Columbia M 34217.

Performance: **Intense**
Recording: **Bright and clean**

The excellent Kertesz recording on London with Christa Ludwig and Walter Berry is now joined by an

equally noteworthy performance conducted by Pierre Boulez and sung by Tatiana Troyanos and Siegmund Nimsgern. Any attempt to choose a "best" performance of Bartok's brooding symbolist opera would be ridiculous in the face of such superb musicianship. Where Kertesz & Co., bathed in a warm, plush sonority, draw out the pathos and sadness of the score, Boulez and his younger soloists emphasize the bitterness of the outcome. The intensity when Bluebeard's new bride, Judith, accuses him of murdering his three previous wives and demands that the seventh door be opened is particularly urgent, and the brighter, more forward sound suits Boulez's more aggressive approach. Both views of the score are valid.

Both recordings "stage" the opera—which really amounts to little since the action is relatively static, taking place as it does in the imagination. The London producer, Erik Smith, writes that he gave "a good deal of thought and experiment to creating the right dreamlike sound for this opera." As the work begins, Bluebeard and Judith emerge from an upstage left door (right channel) and

CROSSOVER

- active balanced inputs
- 12dB/octave filter slope
- 3 degrees maximum phase shift
- .005% typical distortion
- frequency response $\pm 1/2$ dB, 20Hz-20kHz
- noise level below -95dBm
- plug in IC's
- 2 year parts and labor warranty

The Sound Workshop 223A Electronic Crossover is a departure from the typical electronic crossover available today. The use of state variable filters eliminates the phase shift problems associated with most designs. Single knob crossover frequency selection, level controls on *all* outputs, and crossover characteristic controls allow maximum system optimization with a minimum of hassle. The 223A has 2-color screening and push button mode selection for ease of use in either the *stereo bi-amp* or *mono tri-amp* mode. Unique booster amplifiers on all outputs permit levels of +20dBm into 600 Ohms (+26dBm into 300 Ohms) across the entire audio band with a maximum THD of .05%! Compare the features and performance of the Sound Workshop 223A with the unit you are now using or planning to use, and *cross over*.



The Sound Workshop 223A Electronic Crossover...\$325.
The Sound Workshop 223AB with balanced transformer outputs (max level +26dBm into 600 Ohms) ...\$400.

Sound Workshop
PROFESSIONAL AUDIO PRODUCTS

1040 Northern Blvd. Roslyn, New York 11576 (516)621-6710

descend a flight of stairs. The London production attempts to follow this and further stage directions, and the soloists shift position in the two channels often. There is a definite illusion of a "live" staged performance with the orchestra on a lower pit level. In the Boulez recording, producer Paul Myers has the soloists enter as on the London record, but their subsequent movements are less specific; an excellent vocal/orchestral balance is attained, with all the forces appearing to be on the same level in a closely miked, reverberant setting—in this regard, producing less of a "live" performance feeling.

I cannot vouch for the accuracy of the soloists' Hungarian, but texts and translations are provided. Smith's notes for the Kertesz set are far more stimulating than Charles B. Yulish's stupid efforts at "relevance" ("Feminist listeners will find in this Bluebeard all that they detest.") on the Boulez set. S.C.

MAHLER: Symphony No. 3. Marilyn Horne, mezzo-soprana; Glen Ellyn Children's Chorus; Chicago Symphony Orchestra and Chorus, James Levine cond. [Thomas Z. Shepard and Jay David Saks, producers; Paul Goodman, engineer; recorded at Medinah Temple, Chicago, Ill.] RCA ARL2-1757 (two discs).

Performance: **Mixed**
Recording: **Massive**

Mahler's dictum that a symphony should encompass all of man's existence is no more successfully achieved than in his *Third Symphony*. The gargantuan first movement alone is longer than many of Sibelius' symphonies, and the range of mood is wider than in any other of Mahler's works.

This is 32-year-old James Levine's third and in many respects his most impressive recording in his Mahler cycle for RCA. The 32-minute opening movement has admirable dynamic thrust and cogency, the third movement posthorn solo by Adolph Herseth is the most beautifully played and evocatively balanced of any on record, and the fifth movement is the most "lively in tempo and jaunty in expression" of any performance I've ever heard. The second movement *Minuetto* is midway between Bernstein's Viennese *schmaltz* and the straightfor-

ward lyricism and simplicity of Haitink and Horenstein, both of whom I prefer above all. The fourth movement *Misterioso*, setting of the Nietzsche poem from "Also Sprach Zarathustra" is taken very slowly, and one's appreciation will probably depend upon reaction to Marilyn Horne's rather thick-textured vocalism. Levine's interpretation and the playing of the Chicago Symphony have so many excellent qualities that the miscalculation of the final *adagio* becomes even more regretful; in understandable love of this sublime

movement, Levine caresses each note and phrases with so much rubato that at times one despairs of the music going anywhere. It's not a matter of tempo *per se* (although it is the slowest on record), but a lack of note-to-note continuity and flow which Bernstein, for one, has achieved in concert at an even longer timing.

The recorded sound is perplexing. The weight and size of the orchestra certainly comes across, but the unfocused sound quality resembles many of the old Concertgebouw recordings on Philips which I discussed

Amazing Tapco 2200 Unveiled.

The people at Tapco have spent thousands of hours to bring you a great graphic equalizer—the Tapco 2200.

And now, at last, it's here: the totally professional graphic equalizer with everything you've always wanted—for studio or home recording, sound reinforcement and hi-fi use.

Tapco 2200 features include:
Two completely independent channels with ten ± 15 dB equalization bands.

Balanced inputs and outputs (for use with all professional recording equipment).

Single-ended inputs and outputs (for all hi-fi equipment).
EQ In-out switches for each channel.

Output Level controls.

And built-in line drivers (to allow the 2200 to be used as a booster for weak signals, too).

What it all means is that the Tapco 2200 is compatible with virtually every type of audio equipment on the market.

Tapco

For more information write: Wayne Inouye, Tapco, 405 Howell Way, Edmonds, WA 98020 (206) 775-4411


CIRCLE 25 ON READER SERVICE CARD

If you can see yourself in this picture...

Then

MODERN RECORDING

Buyer's Guide is a **MUST** for you!



MODERN RECORDING Magazine

14 Vanderventer Ave., Port Washington, N.Y. 11050

Subscriber Offer:

I am a current subscriber to *Modern Recording Magazine*. Enclosed please find \$ _____ for _____ copy(s) of *Modern Recording's "Buyers Guide"* (\$1.50 each—subscriber's price)

New Subscriber offer:

- I would like to begin receiving *Modern Recording* magazine
 - \$22.00 for 24 issues — Save \$14.00
 - \$12.00 for 12 issues — Save \$6.00

[Foreign subscribers add: \$3.00 for each year. Foreign subscriptions payable only in U.S. funds by International draft or money order]

- I am also enclosing \$ _____ for _____ copy(s) of *Modern Recording's "Buyers Guide"* (at \$1.50 each, special new subscriber's offer)

Non-Subscriber's Offer:

- I am enclosing \$ _____ for _____ copy(s) of *Modern Recording's "Buyers Guide"* at \$2.50 each

check / money order / enclosed for the amount of \$ _____ Please Print

Name _____



Address _____

City _____ State _____ Zip _____

Date ____/____/____ M-11

MODERN RECORDING'S PRO SHOP

Here's A Guide To The Record Business By The Pros!



Compiled from Recording Institute of America's interviews with key executives and "hit-makers", plus Reference Directory and Dialogue's Viewpoints of industry "stars".

Listen to the industry "pros" describe the workings of the Music Business. Hear the most respected attorneys of the entertainment field define and discuss the legal terminology of Recording Contracts, Songwriter Contracts, Professional Management Contracts. Over 3½ hours of professional reference... could be the most important 200 minutes of your life!

Plus... RIA Reference Directory, including sample songwriter affiliation forms, sample artist contracts, writer contracts, etc., in addition to a Directory of Record Manufacturers, Music Publishers, Personal Managers, Producers and Booking Agents. Also **Record World's "Dialogues"** with over 50 candid interviews from **Record World** magazine, and a cross-section of "star" personality interviews.

You get all the above (regularly \$49.95) for only \$39.95 for MR readers.

Home Recording Course

—a must for every creative tape recorder owner!

HOME RECORDING TECHNIQUES is three hours on two 7-inch, 7½ ips, 4-track tapes, including a booklet of diagrams on:

- sample microphone placement
- instrument set-up
- console and machine patching for special effects
- and MUCH MORE!

ONLY \$15.95



ORDER FORM — MAIL TODAY

MODERN RECORDING Magazine

MR5

14 Vanderventer Ave., Port Washington, N.Y. 11050

- Please send [] copies of "Music Industry Cassette Library" at \$39.95 each
- Please send [] copies of "Home Recording Techniques" at \$15.95

Please Print

Name _____

Signature _____

Address _____

City _____ State _____ Zip _____


Total Amount _____ Check/ Money Order for \$ _____

10 Day Money Back Guarantee

DATE ____/____/____

STOP CABLE THIEVES

IDENTIFY YOUR CABLES



PRO SOUND I.D. collars protect your sound cables against theft, allow you to color code cable lengths and quickly identify your property. Hot stamped with two lines of copy also advertises your business or group. Available for 3/8" and 1/4" cable in five colors: blue, red, yellow, white and black. Write for data or call:

PRO SOUND T.M.

13717 South Normandie Avenue
Gardena, CA 90249 • (213) 538-9830

CIRCLE 33 ON READER SERVICE CARD

in the April MR. Bass is muddy, timpani rarely make much effect, highs have no snap or bite, and winds are recessed into occasional inaudibility (especially the weak solo oboe). I would have liked to hear this score given the recorded transparency of RCA's Ormandy *Planets* reviewed above. London's spectacular recording of Mahler's Sixth with Solti and Chicago is a touchstone of what can be accomplished in Medinah Temple.

Surfaces on the new RCA discs were so-so—a problem since the cutting level is so low—and Jack Diether's notes are excellent, as always. Alternate recommendations for the Third are the unsurpassed 1960 Bernstein, the mid-sixties Haitink and the 1970 Horenstein, with the proviso in the latter recording of ludicrously underbalanced strings (but gut-pounding timpani and crystalline inner clarity of winds). S.C.

HOLST: *The Planets*. The Philadelphia Orchestra, Eugene Ormandy cond. [Jay David Saks, producer; Paul Goodman, engineer.] RCA CRL 1-1921.

Performance: **Good**
Recording: **Best available**

HOLST: *The Planets*. Patrick Gleeson, Eu Polyphonic Synthesizer. [Patrick Gleeson, producer; Neil Schwartz, Seth Dworken, Skip Shimmin, engineers; recorded and mixed at Different Fur Music, San Francisco, Ca.] Mercury SRI 80000.

Performance: **Straight electronic transcription**
Recording: **Monochromatic**

HOLST: *The Planets*. Isao Tomita. RCA ARL 1-1919.

Performance: **Augmented Holst**
Recording: **Impressive**

Also *Sprach Zarathustra* by Richard Strauss was not the only classic to achieve stardom due to Stanley Kubrick's *2001—A Space Odyssey*. English composer Gustav Holst's far more engaging work, *The Planets*, was popularized simply by dint of its coincidental astronomical theme—even though it wasn't used in the film. For awhile in the early seventies, it seemed that every major conductor had to record both works, but only now have Ormandy and Philadelphia made their

2-SYNTHESIZERS in one - \$700/S



MUSIC SYNTHESIZER KIT

When you combine all of the modules that are part of this package and then throw in keyboard, 12 event sequencer; and a four input stereo mixer, it's almost like having two synthesizers in a single package. Wrap them all in sturdy road cases and you have an instrument that goes anywhere and does any job. Module complement includes: Road keyboard with Glide, Two Road module cases, two Balanced Modulator/VCA's, Stereo Mixer, Reverb, three 4720 VCO's, 4730 VCF, two Envelope Generators, three Watt Blocks, Control Oscillator/Noise Source and 12-Event Sequencer.

No. 4700/S Synthesizer Kit \$499.00 *40 lbs.

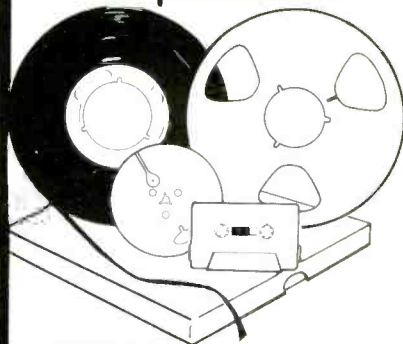
FREE CATALOG

RCA ELECTRONICS
DEPT. 5-M

1020 WEST WILSHIRE BLVD
OKLAHOMA CITY, OK 73116

CIRCLE 27 ON READER SERVICE CARD

Audio Tape for professionals



REEL TO REEL TAPE

Ampex, 3M. All grades, widths. On reels or hubs.

CASSETTES. C-10 - C-90

Agfa, Ampex, or 3M Tape

LEADER & SPLICING TAPE

EMPTY REELS & BOXES

All widths, sizes.

TOP QUALITY
COMPETITIVE PRICING
IMMEDIATE SHIPMENT



Recording Supply Co.

1233 Rand Road
Des Plaines, IL 60016

Div. of
Polyline Corp.

312/297-0955

CIRCLE 99 ON READER SERVICE CARD

MODERN RECORDING

Camber
has a
new
cymbal
for '77

it's
crystal

40⁰⁰ to 100⁰⁰

CAMBER
CYMBAL


101 HORTON AVE.
LYNBROOK, N. Y.
11563

For Free Catalog

NAME _____
ADDRESS _____
CITY _____
STATE _____ ZIP _____

CIRCLE 49 ON READER SERVICE CARD

GET SMART!



ria RECORDING INSTITUTE OF AMERICA, INC.

... OFFERS ON-LOCATION MULTI-TRACK MODERN RECORDING TECHNIQUES COURSES AT A 16-TRACK STUDIO IN YOUR CITY...

IN: NEW YORK & MONTREAL, Call Collect (212) 582-0400

OR CALL OUR LOCAL REPRESENTATIVES IN THE FOLLOWING CITIES:

CHICAGO, ILL.
RIA - Chicago
(312) 383-7494

LOS ANGELES, CALIF.
United Audio
(714) 542-4427

NEW HAVEN, CT
Troed Nossel Productions
(203) 269-4465

BALTIMORE, MD.
Sheffield Rec's Ltd., Inc.
(301) 252-2226

DALLAS, TEXAS
Sound Techniques Inc.
(214) 638-3256

DENVER, COLO.
Applewood Sound Studios
(303) 279-2500

CHARLOTTE, N.C.
Reflection Studio
(704) 377-4596

DETROIT, MICH.
Pro Sound Studios
(313) 779-1380

SEATTLE, WASH.
Holden, Hamilton & Roberts Recording
(206) 632-8300

NEW YORK, N.Y.
Recording Institute of America Inc.
(212) 582-0400

TULSA & OKLA. CITY, OKLA.
Ford Audio and Acoustics
(405) 525-3343

PHOENIX & TUCSON, ARIZ.
Lee Furr Studios
(602) 792-3470

ATLANTA, GA.
LeFevre Sound Corp.
(404) 355-8680

COLUMBUS, OHIO
Mus-I-Col Rec'g
(614) 267-3133

OTTAWA, ONT.
MARC Productions
(613) 746-7523

PITTSBURG, PA.
Audio Innovators
(412) 391-6220

INDIANAPOLIS, IND.
TapeMasters
(317) 849-0905

RICHMOND, VA.
Alpha Audio
(804) 358-3852

WASHINGTON, D.C.
United Recording Co.
(301) 588-9090

**DON'T MISS OUT
on back issues
of MR!**



Just send \$1.50 plus \$.25 for postage and handling per issue to:

**Modern Recording
Back Issues Dept.
14 Vanderventer Avenue
Port Washington, N.Y. 11050**

Check Box:

- Vol. 1, No. 5 Vol. 2, No. 1
 Vol. 2, No. 2 Vol. 2, No. 3

Sorry! All other back issues are out of print.

Name _____

Address _____

City _____

State _____ Zip _____

first recording of *The Planets*. Concurrently, two electronic versions have appeared, and the sad fact (going by past sales figures) is that more listeners will probably hear these pale synthesized transcriptions than the real, full-blooded thing.

The bold colors and daring harmonies of *The Planets* (1917) set conservative English music, previously accustomed to the pomp and circumstantial stuffiness of Elgarian romanticism, back on its ears. One might say that Patrick Gleeson has retrogressed to pre-*Planets* England with his Eu Polyphonic transcription, for the thin, Hammond organ-like sonics will be laughable (or lamentable) to anyone familiar with the impact of the full Holstian orchestra. The only notable feature of this album is a striking jacket photo by one Paco North.

Gleeson appears to have followed Holst's score closely, but RCA's Tomita uses the music as a stepping-off point, beginning with his own interplanetary introduction and reshaping and abridging Holst's seven-movement suite to his own ends. I actually prefer his relaxed tempos for the *Venus* and *Saturn* sections over those set by the orchestral conductors. And the production is sonically impressive. But the dynamism, eloquence and humanity of this great work are completely missing.

The combination of a virtuoso orchestra and lucid, wide-range sound totally eclipses the electronic imposters, and Eugene Ormandy's usual no-nonsense interpretation is matched by the brilliant transparency and liveliness of the sound. None of the available recordings are ideal throughout, and it is possible to quibble over some of Ormandy's choices of tempo. His unwavering line in the slow movements (*Venus*, *Saturn* and *Neptune*) would beneficially support even broader tempos. The *scherzo*, *Mercury*, is a bit sluggish, but the resulting clarity (especially the timpani) is welcome. An unidiomatically sugary solo violin mars the *Venus* movement. Yet, overall, this reading compares well with any in the catalogue, and the recorded sound—so important in such a brilliantly orchestrated work—makes it a top recommendation. The organ pedal toward the end of *Saturn* is a particularly good test of a system's bass response. Surfaces were horrible, however.

S.C.

AUDIO CONCEPTS, INC.
In cooperation with
HOWARD STONE & Billboard
presents
**1977
MULTI-TRACK
EXPO**
"THE FIRST LOS ANGELES
MULTI-TRACK RECORDING EXPOSITION"
Featuring displays and demonstrations from over 30 manufacturers, with all the latest in recording equipment — from 4 & 8 track home studios, to 16 & 24 track pro studios — plus continuous seminars and clinics to help you learn how it's done. Featuring such topics as: microphone techniques, motor reduction use, mix down techniques, signal processing, studio set up and equipment maintenance, studio design & acoustics, and many more. Plus the opportunity to meet and talk with some of the real pros in the recording industry.
**APRIL 23-24
L.A. CONVENTION CENTER**
open 11:00 a.m. until 9:00 p.m. \$3.00

MODERN RECORDING

- BUY • SELL • TRADE**
- PRODUCTS
 - EQUIPMENT
 - SERVICES

Classified Rates
60c per word

Minimum 10 words. Copy must be received at Modern Recording, 14 Vanderventer Avenue, Port Washington, N.Y. 11050 by the 1st day of the 2nd month prior to cover date (for example, the Dec/Jan issue closes October 1st). Payment must accompany order. Phone numbers count as 1 word. Zip codes are free.

DISPLAY ADVERTISING
\$80.00 per column inch

CLASSIFIED

**SUBSCRIBER SERVICE
CHANGE OF ADDRESS**

Planning to move? Please let us know six weeks in advance so you won't miss a single issue of MODERN RECORDING. Attach old label and print new address in space provided. Also include your mailing label whenever you write concerning your subscription to insure prompt service on your inquiry.

Name _____
Address _____
City _____ State _____ Zip _____
Date _____

New Address Here

Attach Label Here

Please print

MODERN RECORDING Magazine
14 Vanderventer Ave. • Port Washington, N.Y. 11050

MODERN RECORDING Is NOW Published Monthly

Subscribe Now! Renew Now!

\$22.00 for 24 Issues—Save \$14.00

\$12.00 for 12 Issues—Save \$6.00

Check Money Order
enclosed for the amount of \$ _____

Name _____

Address _____

City _____

State _____ Zip _____

New Subscription Renewal

*(Foreign subscriber add \$3.00 for each year.
Foreign subscriptions payable ONLY in U.S.
funds by international draft or money order)*

Advertiser's Index

Reader Service #	Advertiser	Page #	Reader Service #	Advertiser	Page #
59	Acoustic Control	23	61	Morley	32
81	Appalachia	70	35	MXR	37
No #	Arp	12			
71	Ashly	22	51	Norlin	33
21	Audio Technica	13			
No #	Audiotechniques	16	23	Otari	67
65	BGW	18, 19			
73	BSC	66	27	PAIA	76
47	Beckman	51	37	Peavey	5
No #	Bose	14			
33	Calif. Switch & Signal	76	99	Recording Supply	76
49	Camber Cymbals	76	93	SAE	7
29	Carvin	68			
59	Crown	11	77	Sansui	17
			No #	Sound Workshop	6
55	DBX	14	No #	Sound Workshop	72
63	DiMarzio	21	45	Soundcraft	69
			89	Soundcraftsmen	66
67	Electro Voice	35	57	Speck	Cvr. II
31	Express Sound	2	97	Sunn	1
			39	Superscope	80, Cvr. III
53	Gallen-Krueger	30	79	TDK	16
			75	Tangent	8
24	Hammond Industries	20	25	Tapco	73
43	Heil	65	No #	Teac	15
			No #	Teac	43
41	Ibanez	71	22	Technics	Cvr. IV
85	JVC	9			
95	Mic-Mix	36	91	Unisync	49
			87	Whirlwind	34
			83	White	70

CLASSIFIED ADS

FREE—MUSIC INDUSTRY CATALOG of the most comprehensive list of entertainment publications ever compiled. Write: Talent & Booking, Dept. MR-2, P.O. Box 3030, Los Angeles, Ca. 90028 or call toll free (800) 421-4100.

NEW YORK'S LEADING dealer specializing in semi-pro and professional recording and P.A. equipment. Teac, Tascam, Sound Workshop, Nakamichi, dbx, MXR, Dynaco, Ads, Frazier, Eventide, Electro-Voice, Shure, Scotch, Maxell, and more. We go both ways: lowest prices in sealed factory cartons, or complete laboratory check-out and installation. All equipment on display. AUDIO BY ZIMET, 1038 Northern Blvd., Roslyn, L.I., New York 11576. (516) 621-0138.

COLLECTORS RECORDS 50,000 LPs, sold at auction, international service since 1971, specify category or artists, lists from: Ray Macknic (or) Theo's, P.O. Box 7511, Van Nuys, Ca. 91406.

REVOX A-77 Semi-Pro Deck: 7.5/15 IPS; 1/4 track stereo; sync; dolby; brand new. Best offer. Call (212) 838-1865 weekdays.

A 140-page comprehensive directory listing names, addresses, and phone numbers of every major record company, publishers, booking agents, managers and independent record producers. Also, sample contract forms for each. All for \$4.95. R.I.A., 15 Columbus Circle, New York, N.Y. 10023.

AST: THE PROFESSIONAL SOUND STORE. Full line of Altec, Cerwin-Vega, Crown, Dynaco, Electro-Voice and Telex audio equipment; factory authorized service on most speakers. Large stock of Altec diaphragms. AST, 281 Church St., New York, N.Y. 10013. (212) 226-7781.

If you have an 8 or 16 track studio, and are interested in becoming a licensed representative for R.I.A.'s Modern Recording Techniques courses, call or write: Mr. P. Gallo, R.I.A., 15 Columbus Circle, New York, N.Y. 10023 (212) 582-3680. A Large profit potential with low operating costs.

9 WEST RECORDING STUDIO: Professional 16 track recording. For rates and info call (201) 429-8996. Bloomfield, N.J.

3M Series 400 M-23 8-track tape recorder, 6 years old, replaced heads (minimal wear), very good condition, specifications & pictures available upon request. \$6,000.00. W Ramsey, (512) 478-3141, 478-9294

RECORDING STUDIO MIXER CAREER? Send two 13c stamps fast to Attainment, Box 45333MR, Dallas, Tx 75254

PROFESSIONAL AUDIO SALES and rentals, serving the recording and sound reinforcement fields. Competitive pricing and wide selection, including Yamaha, Stevenson/Interface, Lexicon, Otari, dbx, UREI, White, Crown, Phase Linear, AKG, TERRY HANLEY Stage Monitors and HEADSET/INTERCOM SYSTEMS, to mention only a few. Also, in-house metal, wood and electronic shops produce custom amp racks, road cases, mike snakes, etc. Call or write today! TERRY HANLEY AUDIO SYSTEMS, INC., 329 Elm St., Cambridge, Mass. 02139. (617) 661-1520.

FOR SALE: Revox A-77 1-track tape deck, speeds 3 3/4 and 7 1/2. with NAB hubs and metal reels. Excellent condition. \$450 Also have a Peavey 800S mixer, brand new and never used. Sacrifice, \$425. 212-736-1130 days, 212-850-8518 nights. Ask for Jon.

WANTED: Experienced Tech. Writer

Experienced in Professional sound reinforcement and/or recording field. Strong electronic background needed.

Responsible for writing owner's manuals for electronic audio equipment.

Write with resume and samples of writing to Larry Parvya, TAPCO 3310 148th Ave. N.E., Redmond, WA 98052 or call (206) 883-3510

TAPCO
TECHNICAL AUDIO PRODUCTS CORPORATION

Intensive short summer college level courses in recording technology, synthesizers, jazz improvisation, popular and jazz harmony, instrumental master classes. Details: Frank Stachow, Blair Music Center, Lebanon Valley College, Annville, Pa. 17003.


SONY 880-2

THE WORLD'S BEST.

DIRECT DRIVE SERVOCONTROL SYSTEM.

The name may be long — **Close-Loop Dual Capstan Tape Drive** — but the concept is simple: one capstan is just an extension of the motor shaft itself (the other connects through a belt-drive inertia fly-wheel). Gone are the intervening gears that can often impair optimum operating reliability as well as speed accuracy. The result — almost nonexistent wow and flutter — a mere 0.02% @ 15 ips.

PHASE COMPENSATOR CIRCUIT.



Ideally, what you want on recorded tape is a "mirror image" of the original signal. No more. No less. Problem: the very nature of the recording process causes phase distortion. Solution: during playback, Sony's exclusive Phase Compensator Circuit compensates for phase distortion. Result: sound quality that's virtually identical to the original source. (REFER TO OSCILLOSCOPE READINGS.)

SYMPHASE RECORDING.

Thanks to the durability of Sony's **Ferrite and Ferrite Heads** and incredible precision fabrication and alignment of the head gap, you can record any matrix 4-channel signal (like SQ** or FM), play it back through a 4-channel decoder/amplifier, and retain the exact positioning of signal throughout the 360° 4-channel field. What started out in right front channel stays there. What began in left rear doesn't wander over to right rear. There's no phase shift whatsoever.

PEAK READING VU METERS.

They're versatile. Accurate. And incredibly informative. **1.** You can set for standard VU operation to determine recording level. **2.** Set to display transient peaks only (up to +15 dB). **3.** A third display, Peak Hold, retains transient reading, letting you accurately measure audio input and adjusts accordingly with 2dB **Stepped Record Level Attenuators.**

SYNCRO-TRAK.

This means you can lay down two individually recorded tracks in perfect synchronization with each other. Record head has playback-monitor function in record mode. This eliminates time lag that occurs when monitoring through playback head. Thus both tracks can be first generation, keeping noise levels at minimum. Flashing **Standby Signal** alerts you that the unrecorded channel is record-ready. And **Punch-In Record** puts you into record mode instantly, without stopping tape.

SONY® Ask anyone.

Brought to you by **SUPERSCOPE.**



finished in genuine walnut veneer) ©1976 Superscope, Inc., 20525 Northhoff St., Chatsworth, CA 91311 Prices and models subject to change without notice. Consult the Yellow Pages for your nearest Superscope dealer. *1000 Hz @ 0 dB, 15 ips. **TM CBS, Inc. (Side panels of these units are constructed of plywood.)

CIRCLE 39 ON READER SERVICE CARD



Technics introduces a 321 element IC or, in plain English, more torque.

It's in the SL-1400, Technics' semi-automatic direct-drive turntable. With our latest advance: The one-chip 321 element IC with three high-capacity power transistors. Those 321 elements translate to one reason why the SL-1400 will reach the exact playing speed within $\frac{1}{3}$ of a revolution at $33\frac{1}{3}$ RPM. That's torque.

But equally important, the SL-1400 has the Technics direct-drive system. The same system radio stations use. And discos abuse.

Professionals prefer our direct-drive system for the same reasons you will. Like inaudible wow and flutter (0.03% WRMS). Because with our system the platter is part of the motor. So there aren't any belts, gears or idlers to produce speed variations.

You won't hear any rumble, either. Because our DC motor introduces so little vibration into the system that rumble remains inaudible (-70dB DIN B).

And load changes in AC line voltage or frequency

won't affect turntable speed. The reason: A frequency generator servo control. But direct drive isn't all the SL-1400 has going for it. For outstanding low tracking error, there's an ultra-sensitive gimbal-suspended tone arm. With an effective pivot-to-stylus length of $9\frac{1}{16}$ ".

And all you do is place the stylus on the record and the SL-1400 does the rest. From auto cut. To auto return. To auto shutoff.

You'll also get one anti-skating adjustment for all types of styli. Variable pitch controls. An easy-view stroboscope.

Viscous-damped cueing. Feedback-insulated legs. As well as a hinged detachable dust cover and integral base.

So get the SL-1400. And get the precision of Technics direct drive. The convenience of semi-automatic operation. And the advantage of increased torque.



Direct Drive System



Technics

by Panasonic