


# db



42110K02343500011 1079 09 29  
 2500 W. 1st St.  
 325 COMMUNICATIONS BLDG  
 SEATTLE WA 98105

*Freddie started backup singing in his New Jersey junior high school. He earned a Bachelor of Music Degree from Howard University, and taught in Washington, D.C., while moonlighting as a producer. In 1969, his first Motown production, "I Want You Back" by the Jackson Five, went platinum. Since then, he has collected close to 30 gold or platinum records. Freddie now owns his own studio in L.A. and has recently produced disco hits for Yvonne Elliman, Tavares, David Naughton, Gloria Gaynor, and Peaches and Herb.*

### ON CREATIVE EXPRESSION

"I'm thinking charts. I'm thinking commercial. And I'm thinking hit, as opposed to creative expression. Because that's usually what I'm hired for. I mean, I hear the standard rap that I would get from a company person or a manager is that 'this group, live, is a knockout. I mean, they're killers. All they need is that hit record. When they get that hit record, man, you're gonna see the baddest group that ever existed in the history of recorded music.' So they want the charts. And that's why I approach it like that."

### ON HEARING

"I only go by the ears, and I do hear very well. Musically and technically. I hear stuff all over the place. The guitar player—if he accidentally hits an open A string while he's fingering a chord, we could have thirty pieces on tape and I'll hear that and solo it out and bust him—say, 'Hey, could you keep that string quiet?' He says, 'You mean you actually heard that?' So my ears are really my fortune. That's where everything lies. Right in my ears."

### ON RHYTHM SESSIONS

"I do my basic rundown on the rhythm date. The guys are really cookin' and the groove is there and everything. I come in and take a listen to what kinds of sounds I have. But if that sound is not there, then I don't record until the sound is right. There may be some other producers who would just go with the flow. 'If it's groovin', hey, you know, we'll save it in the mix.' But I've attempted to save things in the mix. It doesn't happen. It has to be on tape."

### ON TAPE

"I do not know much about the characteristics, physically, of what tape is made of. I'm not too much into that—the chemistry involved. However, after spending six years at Motown—they had many, many rules and regulations. Now, one was that we always use Scotch Tape. When I ventured off into the world of independent producing, out of habit, and not wanting to change a good thing, I went right back to the same tape, which was 250. And I was then approached by other engineers telling me that if you switched, you could increase your performances here—you know, the bottom end, so forth and so on. And I did stray away and I did try cutting other projects on different types of tape. And the bottom line is that I came back to Scotch. I can't say that I noticed the difference of, you know, 3 dB and the low end with Scotch, and the other only gave me a dB-and-a-half. I can't say that. I only go with my ears, which tell me that my home is with Scotch Tape."

**SCOTCH 250  
WHEN YOU LISTEN FOR A LIVING.**



**FREDDIE  
PERREN  
ON TAPE.**

SCOTCH® is a registered trademark of 3M.

**3M**

Circle 1 on Reader Service Card

## Coming Next Month

- In November, audio education is our featured subject. We'll look in on a few schools to see what's going on in the audio classroom. And, our mini-course on the basics of tape specs will be concluded.
- And, as part of our continuing education in pro audio, we'll examine some basic theories of digital delay systems, and have a look at how to add a spectrum analyzer to your personal computer.
- All this and more, in the November issue of **db**—The Sound Engineering Magazine.



THE SOUND ENGINEERING MAGAZINE

OCTOBER 1979 VOLUME 13, NUMBER 10

	EDITORIAL	34
RECORDING STUDIO EQUIPMENT FINANCING	Hamilton H. Brosious	35
ON THE TECHNICAL ADMINISTRATION OF A STUDIO	Irwin Diehl	38
A db SPECIAL REPORT: THE AES, SPARS, "PROSOUND INTERNATIONAL," AND IEE	John M. Woram	40
UNDERSTANDING MAGNETIC TAPE SPECIFICATIONS— PART I	Dave Rubenstein	42
A VISIT TO AKG	John M. Woram	48
	LETTERS	2
	CALENDAR	6
BROADCAST SOUND	Patrick S. Finnegan	8
THEORY AND PRACTICE	Norman H. Crowhurst	16
SOUND WITH IMAGES	Martin Dickstein	22
db REVIEWS...		26
THE INCREDIBLE SECRET MONEY MACHINE		
NEW PRODUCTS AND SERVICES		30
CLASSIFIED		54
PEOPLE, PLACES, HAPPENINGS		56



is listed in **Current Contents: Engineering and Technology**

**Larry Zide**  
PUBLISHER

**John M. Woram**  
EDITOR

**Suzette Fiveash**  
ASSOCIATE EDITOR

**Sam Zambuto**  
ASSOCIATE EDITOR

**Crescent Art Service** GRAPHICS AND LAYOUT

**Ann Russell**  
ADVERTISING PRODUCTION

**Eloise Beach**  
CIRCULATION MANAGER

**Lydia Anderson**  
BOOK SALES

**Bob Laurie**  
ART DIRECTOR

## About The Cover

- Inside one of Record Plant's mobile vans. Keeping this control room-on-wheels rolling efficiently is just one more aspect of the business of audio. For a bit more detail about Record Plant's preventative maintenance program, see Irwin Diehl's feature story in this issue of **db**.

db, the Sound Engineering Magazine is published monthly by Sagamore Publishing Company, Inc. Entire contents copyright © 1979 by Sagamore Publishing Co., 1120 Old Country Road, Plainview, L.I., N.Y. 11803. Telephone (516) 433 6530. db is published for those individuals and firms in professional audio-recording, broadcast, audio-visual, sound reinforcement, consultants, video recording, film sound, etc. Application should be made on the subscription form in the rear of each issue. Subscriptions are \$9.00 per year (\$18.00 per year outside U.S. Possessions, Canada and Mexico) in U.S. funds. Single copies are \$1.95 each. Controlled circulation paid at Brattleboro, VT 05301. Editorial, Publishing, and Sales Offices: 1120 Old Country Road, Plainview, New York 11803. Postmaster: Form 3579 should be sent to above address.

# OTARI MX-5050-B BROADCAST RECORDER



Otari's new MX-5050-B continues the proud heritage of the MX-5050 Series, a recorder now extensively used by television and radio broadcasters worldwide. The new version has all the proven features of the earlier pace setter, including front adjustable bias and record EQ, built-in test oscillator, edit and cue, splicing block, motion sensing, selective reproduce, and adds many new features all its own: ultra reliable TTL switching, noise free inserts, three speeds in field-selectable pairs of 15/7½ or 7½/3¾ ips, 24 dBm headroom with 28 dBm output into 600 ohms, dc capstan servo with ±7% speed control (to match program length to a time slot), peak reading LED plus standard full sized VU meters, return to zero memory, and LED function indicators, among others.

Add these features to a 66 dB S/N ratio and a frequency response from 30 to 22,000 Hz ± 2 dB at 15 ips and you have a machine that competes with those costing thousands of dollars more.

**Compare** features and benefits, compare performance, compare our track record for reliability. Call Ruth Pruett at 415/593-1648.

**PREFERRED  
BY PROFESSIONALS**

**OTARI**®

**WORLDWIDE**

Otari Corporation  
981 Industrial Road  
San Carlos, California 94070  
415/593-1648 TWX 910-376-4890

Circle 31 on Reader Service Card

## db Letters

### TO THE EDITOR:

I read, with interest, Norman Crowhurst's column in the April, 1979 issue of *db* magazine. I'm not sure whether it was to have been intentionally an April fool's article or whether I am less knowledgeable than I thought, but Mr. Crowhurst's description of what happens when a signal at the resonant frequency of the transducer (speaker) is removed from the input of an amplifier containing a negative feedback loop has me totally confused, even though I have re-read his article several times.

I must take exception to Mr. Crowhurst's consideration of possible overload of the amplifier under these circumstances in that he is assuming that the transducer is capable of producing, in the absence of signal at its resonant frequency, the same level of signal into the feedback loop as was produced by the amplifier when the signal was being delivered (i.e. that the back EMF of the transducer would equal 20 volts which would result in 0.99 volts being fed back). This would seem hard to accept as the impedance of a loudspeaker usually rises to several times its nominal impedance at resonance, and for a high impedance winding to develop much voltage across the low impedance presented by the amplifier output, with the feedback connected, would seem a bit difficult. It would seem highly unlikely that a given loudspeaker, even if sustained at resonance in an open circuit condition, could produce 20 volts across its voice coil terminals. I would have to maintain that any voltage produced by a loudspeaker excited to resonance in the above described situation would have to be so small as to be inconsequential from the standpoint of amplifier overload. I can only think that if Mr. Crowhurst's theory was correct, there would be no juke boxes, discos or rock band sound systems!

BRUCE L. MACKEY  
BLM Enterprises  
Cortland, NY

Norman Crowhurst replies:

Starting at the end, the fact that there are juke boxes, discos and rock-band

## Index of Advertisers

AES	6
Ampex	28-29
Audio-Technica	7
Audiotechniques	45
Auditronics	5
Bose Corporation	27
Broadcast Electronics	14
BTX Corporation	51
dbx, Inc.	23
Duncan Electronics	Cover 3
Eventide Clockworks	9
Garner Industries	41
Gerard Tech	44
Inovonics	13
International Entertainment Expositions	53
James B. Lansing	47
Lexicon	15
Magnefax	18
Marconi Instruments	19
R. K. Morrison Illust. Materials	30
Rupert Neve	32 & 33
Northwest Sound	41
Orban Associates	12
Otari	2, 4, 6
Penny & Giles	10
PML	17
Polyline Corp.	30
Quad-Eight	43
Rohde & Schwarz	8
Sabor Corporation	26
Shure Brothers	3
SME Ltd.	16
Sound Technology	Cover 4
Standard Tape Lab	18
Studer-Revox America	11
Technics by Panasonic	21
Telex Communications	31
The Mike Shop	20
3M/Magnetic Tape Division	Cover 2
Transylvania Power Co.	20
UREI	25
URSA Major	26
Waters Mfg.	24
White Instruments	22



sales offices

### THE SOUND ENGINEERING MAGAZINE

#### New York

1120 Old Country Rd  
Plainview, N.Y. 11803 516-433-653C

**Roy McDonald Associates, Inc.**

#### Dallas

Stemmons Tower West, Suite 714  
Dallas, Texas 75207 214-637-2444

#### Denver

14 Inverness Drive E., Bldg. 1—Penthouse  
Englewood, Colo. 80112 303-771-8181

#### Houston

6901 Corporate Drive, Suite 21C  
Houston, Texas 77036 713-988-500E

#### Los Angeles

424 West Colorado St., Suite 201  
Glendale, Cal. 91204 213-244-817E

#### Portland

P.O. Box 25150  
8805 S.W. Cashmur Lane, No. 9  
Portland, Oregon 97225 503-292-852E

#### San Francisco

265 Baybridge Office Plaza  
5801 Christie Avenue  
Emeryville, Cal. 94608 415-653-212E

**fact:**  
there's a Shure  
microphone  
that's right for your  
application  
& equipment...



**SM81**

First of the new breed of high-performance, studio-quality unidirectional condensers—technically state-of-the-art, exceptionally rugged and superb sound.



**SM59**

You've seen it on TV musical shows where sound quality is a must. Unidirectional, dynamic with exceptionally flat response, extremely low handling noise; mellow, smooth, and accurate sound.



**SM58**

The most widely used "on-stage" hand-held dynamic cardioid microphone—the world standard noted for its distinctive, crisp sound.



**UNIDYNE® III**

The world-famous UNIDYNE® III family offers top value per dollar. Uniform cardioid pattern helps control off-axis coloration, background noise, and feedback.




**SM61**

Omnidirectional dynamic. Outstanding low handling noise. Handsome, smooth looks with new VERAFLEX® dent-resistant grille—a favorite on-camera mic with soundmen and entertainers.



**fact:**  
the microphone  
is your link  
with your  
audience



Eddie Rabbitt

Marilyn McCoo and  
Billy Davis, Jr.

Buddy Rich

Mick Jagger

**Take it from the Professionals...**

A top-quality microphone makes a measurable difference in upgrading the sound of any system—and Shure microphones are universally recognized as the world's standard of quality. Wherever sound quality, reliability, uniformity, and intelligibility are prerequisites, you'll find that professionals choose, and use, Shure. You'll find more Shure microphones than any other single brand in applications as diverse as live entertainment, radio and TV, hotel and auditorium sound reinforcement, churches and temples, Congress, legislatures and the White House, and public safety—anywhere that sound excellence is a prime consideration. They are the reliable, professional connection between you and the people you're trying to reach. Send for complete literature. Please let us know your microphone application.

**The Sound of the Professionals**



Shure Brothers Inc., 222 Hartrey Ave., Evanston, IL 60204, In Canada: A. C. Simmonds & Sons Limited  
Outside the U.S. or Canada, write to Shure Brothers Inc., Attn: Dept. J6 for information on your local Shure distributor.  
Manufacturers of high fidelity components, microphones, sound systems and related circuitry.

db October 1979

3

Circle 35 on Reader Service Card

www.americanradiohistory.com

# OTARI MARK II BROADCAST RECORDER



A second generation recorder incorporating all the field-proven Otari features plus several new items of special interest to broadcasters. These include: modular transport and electronics for convenient console, rack or portable mounting, plug-in cards for ease of maintenance, splicing block, complete accessibility to all electronics adjustments for fast bias and record/reproduce alignment, variable speed ( $\pm 7\%$ ) dc capstan servo to precisely match program length to a specific time slot, and interface jack for dbx or Dolby noise reduction switching. Standard Otari features include true professional quality and reliability, motion sensing, selective reproduce on all channels, 19 dBm headroom, XLR connectors, edit and cue, and built-in test oscillator. Available in two-channel 1/4-inch or four-channel 1/2-inch models.

Compare features and benefits, compare performance, compare our track record for reliability. Call Ruth Pruett at 415/593-1648.

**PREFERRED  
BY PROFESSIONALS**

**OTARI®**

**WORLDWIDE**

Otari Corporation  
981 Industrial Road  
San Carlos, California 94070  
415/593-1648 TWX 910-376-4890

Circle 23 on Reader Service Card

letters (cont.)

sound systems, merely proves that good engineers *have* solved the problem my April issue discusses, for such systems. There is irony in his objection: the misimpression I wrote the April column to correct—one drawn attention to from my December column—Mr. Mackey seems to think is no misimpression, but fact.

The December column assumption was that an amplifier performs as Mr. Mackey thinks every amplifier must perform, to provide that low output source impedance, "come hell or high water." The reader who caught that statement had himself performed experiments proving this is not (always) true: that some amplifiers produce "interface" intermodulation distortion, due to that internal connection back to the amplifier's input.

My April column conceded that he is right, that in fact I had covered such events myself, both in a book published in 1952, and in a paper presented before the AES in 1957. Now Mr. Mackey disputes all this work as being impossible, and wants me to explain it again. What can I say that has not already been said many times over?

He seems to be analyzing performance on the basis of instantaneous response to individual frequencies. So if the drive at, say 110 Hz suddenly terminates, then suddenly 100 Hz is not *anywhere*, any more. That may happen in an electronic circuit, but in a loudspeaker, the device only works because its various parts move, which means they have velocity, inertia and other momentary properties, which cannot be dispensed with in an instant of time.

The short-circuit that stops resonant movement can achieve that effect, only if it is still there. But if the e.m.f. due to movement, which continuously counters the applied drive voltage, does not stop quickly enough when the drive voltage does, some intermediate stage can be overloaded (unless good amplifier design has taken care of it) before the normally low output source resistance stops the movement causing that back e.m.f. If that happens, the low output source impedance will not still be there to stop the movement.

This whole thing somewhat resembles what happened a few years ago on the East Coast—the big blackout. But in the early '30s, before I got into electronic design, I worked with what Europeans call the "grid" system, which Americans call "inerties"—the things whose deficiency in this respect caused the blackout.

Back in England, I well remember discussions among my fellow engineers, who said such a thing could not happen. But we had detected the kind of surges

that could cause it, before any widespread blackout occurred, and came up with a solution.

When I came to this country, and mentioned this to American power distribution engineers, they suggested I go back to the European "boonies." But as everyone now knows, it did happen.

Common to those situations is the time element. The fact that the power distribution frequency is 50 Hz (in Europe) or 60 Hz (here) meant that everything *should* stay in lockstep at that frequency and changes could happen only quite slowly. The surges that cause the trouble had steep wavefronts of equivalently much higher frequency, producing a "trigger" effect. The system goes "wild."

In amplifiers not adequately protected, the fact that every frequency takes a whole cycle to execute a cycle is once again the cause of the problem. If a sudden change allows, in this case the loudspeaker, to inject a signal at the output that momentarily disables some other part of the amplifier in a very small part of a cycle, a very similar trigger effect can happen. And when it happens you know it!

NORMAN H. CROWHURST  
Dallas, OR.

**Save up to  
30% in energy  
costs.**

**Free booklet explains  
how to manage energy  
to save money.**



**ALLIANCE TO SAVE ENERGY**  
1925 K St., N.W., Suite 506  
Washington, D.C. 20006

Please send me  copy (copies) of *The Carborundum System of Energy Accounting and Analysis* booklet.

Name \_\_\_\_\_

Company Name \_\_\_\_\_

Company Address \_\_\_\_\_

Type of business \_\_\_\_\_

City \_\_\_\_\_

State \_\_\_\_\_

Zip \_\_\_\_\_

A Public Service of This Magazine  
& The Advertising Council





**“We bought  
the first Auditronics 110 ever made ...**

and we've bought seven more since 1972. They all get heavy production use in our AM and FM stations in Winnipeg, Edmonton, Vancouver, Moose Jaw and Calgary.” says Clint Nichol, Director of Radio Engineering for Moffat Communications Limited.

“To keep our stations' program quality number one in their markets, our mixers need Auditronics' equalization flexibility and the versatility to use outboard signal processing. The modular design of the 110 let us customize each board for just those features the mixers and DJs wanted, so we've a wide variety of configurations.”

“All our music and commercials are broadcast from carts, and they're all produced on the Auditronics 110s. This continuous use by several different operators requires that a broadcast production console be rugged, and the reliability record of our 110s would be pretty

hard to beat. In fact, I can't recall our ever having any down time on these boards. If I had to buy another production console tomorrow, it would absolutely be an Auditronics 110”.

Moffat Communications' Clint Nichol is among more than 500 satisfied users of Auditronics mixing consoles. If you would like to know what they know about Auditronics quality and reliability, please circle reader service number or call us.




**auditronics, inc.**

3750 Old Getwell Road, Memphis, Tennessee 38118 (901) 362-1350

*Circle 30 on Reader Service Card*

# ARS-1000 AUTOMATED RADIO STATION REPRODUCER



Widely used in leading automation systems. Specifically designed to meet their stringent requirements for highest audio performance, long term reliability and around-the-clock operation. Basically, the ARS-1000 is a work horse two-channel stereo reproducer with two tape speeds (7½ and 3¾ ips) and the following features: heavy duty 19-inch top plate, head mounted pre-amp to minimize hum, RFI and yield superior S/N, special long-life polyurethane pinch roller tire, friction reducing ball bearings, heavy duty motor and brake assemblies, and gold plated PCB connectors. It's easy to maintain with its plug-in PCB's and mother board configuration, easy-access flip-up head cover, and front adjustable output level and head azimuth (to minimize stereo phasing errors). Its operating features include remotable Play and Stop, a ready light to indicate proper tape threading, head lifters for fast modes, a cue control for audible monitoring, and optional 25 Hz cue tone sensor. All connections are brought out to a single 25 pin Cinch connector.

Compare features and benefits, compare performance, compare our track record for reliability. Call Ruth Pruett at 415/593-1648.

**PREFERRED  
BY PROFESSIONALS**

**OTARI®**

**WORLDWIDE**

Otari Corporation  
981 Industrial Road  
San Carlos, California 94070  
415/593-1648 TWX 910-376-4890

Circle 13 on Reader Service Card

## db Calendar

### OCTOBER

#### Synergetic Audio Concepts Sound Engineering Seminars:

- 9- Syracuse
- 11
- 17- Boston
- 19
- 30- Philadelphia
- 11/1

For information on these three-day seminars contact: Synergetic Audio Concepts, P.O. Box 1134, Tustin, CA 92680. (714) 838-2288.

- 21- 121st Technical Conference Equipment Exhibit of the Society of Motion Picture and Television Engineers (SMPTE), Century Plaza Hotel, Los Angeles, CA.
- 27 1979 Sound Business Show, Ambassadors Hotel, Los Angeles, CA.

### NOVEMBER

- 2- N.Y. AES Convention, Waldorf-
- 5 Astoria Hotel, N.Y.C.

#### Synergetic Audio Concepts Sound Engineering Seminars:

- 6- Nashville
- 8
- 14 Orlando
- 16

For information on these three-day seminars contact: Synergetic Audio Concepts, P.O. Box 1134, Tustin, CA 92680. (714) 838-2288.

- 15- **Billboard's First International Video Music Conference.** Sheraton-Universal Hotel, Los Angeles, CA. More information is available from the Billboard International Video Music Conference, 9000 Sunset Blvd., Los Angeles, CA 90069. (213) 273-7040.

### DECEMBER

- 5- **Synergetic Audio Concepts Sound Engineering Seminar.** San Antonio, Texas. For more information contact: Synergetic Audio Concepts, P.O. Box 1134, Tustin, CA 92680. (714) 838-2288.

- 11- **International Entertainment Ex-**
- 14 **position.** Las Vegas Convention Center, Las Vegas, Nevada. For more information contact: American Expositions, Inc., One Lincoln Plaza, New York, NY 10023. (212) 691-5454.

Be sure  
to attend...

**THE  
AUDIO  
ENGINEERING  
SOCIETY'S**

**64th  
Technical  
Meeting and  
Exhibition of  
Professional  
Equipment  
at the  
Waldorf-  
Astoria  
November 2-5**

For details,  
write or phone:

**AUDIO  
ENGINEERING  
SOCIETY**

60 East 42nd Street  
New York, N.Y. 10017  
[212] 661-8528  
and 661-2355





# 10 to 1 you'll like ours!

Every studio needs a \$1,000 microphone. It tells everyone you're serious about good sound, and it impresses the talent.

But when the session gets under way, all that counts is results. Not price tags. And judged *only* by what you hear, the new AT813 Unidirectional Electret Condenser from Audio-Technica is going to truly impress you...at about 1/10 the cost you might expect.

Recently a recording engineering class at a major university made simultaneous multi-track tapes comparing our AT813 side-by-side with some of the best microphones money can buy. The informed and critical students did the judging.

Surprisingly, in many cases they couldn't find a nickel's worth of difference. And some preferred the AT813 sound to the expensive competition.

You may agree with these student engineers when you hear the AT813. Or you may not. But at these odds, you can't afford to overlook us. And for new studios just getting underway, who can't afford a roomful of top-dollar microphones, the AT813 is an effective way to achieve full multi-mike capability. Write today for the AT813 spec sheet and A-T microphone dealer list. Then see your Audio-Technica sound specialist for great sound...right from the start.



**audio-technica**  
INNOVATION □ PRECISION □ INTEGRITY

AUDIO-TECHNICA U.S., INC., Dept. 109 BD, 33 Shiawassee Avenue, Fairlawn, Ohio 44313

Circle 18 on Reader Service Card

[www.americanradiohistory.com](http://www.americanradiohistory.com)


# FLAW- LESS!

## BARCO

### REFERENCE MONITOR LOUDSPEAKER SYSTEM

#### FEATURES:

- Transparent...  $\pm 2$ dB Flat
- Flawless Reproduction ...  
32 Hz - 20 kHz; 250 Watts  
Peak Power
- Built-in "Smarts" ...  
Prevents Power  
Overload/Distortion



## SEE IT! HEAR IT!

AT  
**A.E.S. ROOM 6U**

**ROHDE & SCHWARZ  
SALES CO., (U.S.A.) INC.**  
14 Gloria Lane, Fairfield, N.J. 07006  
(201) 575-0750 • Telex 133310

PATRICK S. FINNEGAN

# db Broadcast Sound

## The Oscilloscope in Audio

• One of the most useful test instruments in the broadcast station is the cathode ray oscilloscope: most generally referred to as the 'scope. These are available today from the most simple to the most sophisticated—and with a price tag to match. The scope allows us to measure and observe the waveform of the signal under test. This instrument can be used in many ways and in a variety of circumstances throughout the station. This month we will touch on a few of the areas it can be useful in audio work at the station.

### THE SCOPE

Regardless of whether it is a simple or a very sophisticated instrument, each one is essentially a cathode ray tube with a pair of horizontal and vertical deflection plates. A finely focused beam of electrons is shot from the cathode to the faceplate which glows under the influence of that beam. The electrostatic force across the pairs of deflection plates which is caused by the applied voltages, forces the beam to be deflected accordingly. By moving the beam in accordance with the applied voltages at the deflection plates, the beam traces out the waveform of those voltages on the faceplate of the tube. The force across the horizontal plates moves the beam across the tube face horizontally, and that across the vertical plates moves the beam vertically.

To develop voltages of enough amplitude to create electrostatic forces of sufficient magnitude, internal amplifiers are provided for both sets of plates. The signal which is amplified and applied to the horizontal plates is from an internal oscillator or an external sweep source. The vertical amplifier increases the magnitude of the signal under test and is applied to the vertical plates. The horizontal sweep must be synchronized to the vertical signal for a stationary pattern, and the interaction of these two signals thus "draws" the waveform on the faceplate.

### WHAT IT MEASURES

The oscilloscope is a voltage measuring instrument, as well as its ability to display the waveform of the signal for our observation. The scope will measure d.c. voltages but in the majority of in-

stances our concern is for a.c. voltages of whatever type. The scope performs best with those signals which are more repetitive in nature rather than fleeting transients. It will measure transients but the trace will appear and disappear as fleeting as the transients themselves. A different type of scope, the storage scope, is needed for true observation and measurement of transients.

Since the full signal waveform is applied and appears on the CRT trace, voltage is measured in peak-to-peak values. The usual a.c. voltmeters and similar instruments measure in rms values. When actual voltage values are the purpose of the test, observation of the peak-to-peak waveform can mislead the engineer if he is comparing this value against, for example, voltmeter noted markings or indications on a block or schematic diagram. He may believe the measured voltage is far too high for that point in the circuit and thus be led to wrong conclusions: which leads to wasted time in trying to correct the wrong problem. The p-p values of the observed waveform are 2.83 times higher than the rms value as would be measured on a regular a.c. voltmeter.

Since the scope is a voltage measuring instrument it has a high impedance, unbalanced input. The usual value of this impedance is about 1 megohm. For many types of circuits this is adequate isolation. Yet in some critical circuits this amount will cause loading effects, so a 10:1 probe is often used. This probe ordinarily presents about 10 megohms to the circuit under test, but it also reduces the voltage applied to the scope itself to 1/10th of its original value. A 10 volt circuit signal voltage for example, would be reduced to 1 volt applied to the scope input. For voltage measurements the engineer must take this into consideration and multiply the measured value on the scope by 10 to obtain the original signal amplitude.

### A.M. MODULATION

Perhaps the most important question to the a.m. broadcast station is whether the audio signal produced in the studio is being properly added to the rf carrier of the station. A correctly calibrated modulation monitor is required by the FCC to

# Eventide <sup>TM</sup> the new Harmonizer

all those nifty features you know and love in the Eventide H910 Harmonizer — now there's the new Eventide H949 Harmonizer, which has


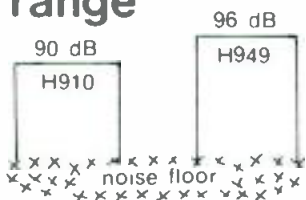
# more of everything



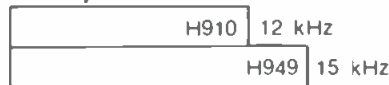
H910: one octave up  
to one octave down  
H949: one octave up  
to two octaves down

The H949 has two (2) count them one two **ALGORITHMS** to handle those devilish pitch change glitches. Pick the best for your program material.

## dynamic range



## frequency response



The **HK940 KEYBOARD** can control H910 and H949 units (minor modification for H949 use)

**HIGH** and **LOW** feedback e.q.  
repeatrepeatrepeatrepeat  
time reversal  
randomize delay  
automatic flanging

**μpc** micro pitch change. Very precise. stable settings at small pitch ratios (between 1.1 and 0.9)



**H910 PRICE REDUCTION**  
the H910 Harmonizer now lists for \$1500 complete with readout and second output. The H949 costs \$2400.

call for a demonstration

**CALIFORNIA**  
Accurate Systems  
Berkeley (415) 851-8433  
Audio Products  
Beverly Hills (213) 871-4111  
Everything Audio  
Encinitas (714) 997-4111  
Express Systems  
Costa Mesa (714) 441-8001  
Graphic Center  
San Diego (619) 214-8111  
Los Angeles  
Oakland (415) 651-0000  
Pacific Records & Etc.  
San Diego (619) 451-3255  
Sound Concepts  
San Francisco (415) 285-8900  
Sonus  
Upland (916) 985-0111  
Westlake Audio  
Los Angeles (213) 655-0403

**CONNECTICUT**  
Audio Concepts  
Stamford (203) 359-1111  
East Coast Sound  
New Milford (800) 241-1054

**FLORIDA**  
Ace Music  
Naples (813) 891-6201  
Central Technology  
Fort Lauderdale (407) 587-2116  
Harris Audio Systems  
North Miami (305) 944-4448  
World Electronic  
North Miami Beach (305) 945-9774

**GEORGIA**  
Tracside Engineering  
Smyrna (404) 348-3024

**ILLINOIS**  
McCurdy Radio Industries  
Evanston (312) 640-7077  
Milan Audio  
Pekin (309) 346-1161

**MASSACHUSETTS**  
Lebow Labs  
Allston (617) 782-0600

**MARYLAND**  
Washington Music Center  
Washington (301) 946-8808

**MICHIGAN**  
Arnold Williams Music  
Plymouth (313) 451-6586

**MINNESOTA**  
AVC Systems  
Minneapolis (612) 729-8305

**NORTH CAROLINA**  
Reliable Music  
Charlotte (704) 375-8612

**NEW JERSEY**  
Professional Audio Video  
Paterson (201) 523-1111

**NEW YORK**  
Aldo P. Zimer  
Roxbury (516) 621-0148  
Distorted Concepts  
Marcellus (516) 673-2008  
Erasmus Pro Sound  
Hempstead (516) 483-6160  
Harvey Professional Division  
New York (212) 921-5920  
Ken Schaffer Group  
New York (212) 311-2335  
Martin Audio Video  
New York (212) 541-5900  
Unistage  
Buffalo (716) 853-6500

**PENNSYLVANIA**  
AVC Systems  
Pittsburgh (412) 471-4777

**TENNESSEE**  
Audio Consultants  
Nashville (615) 256-6900  
Creative Audio  
Nashville (615) 311-3247  
The Co  
Nashville (615) 320-0807  
Vallie, Audio  
Nashville (615) 383-4732

**TEXAS**  
Houston Cinema & Sound  
Houston (713) 933-7180

**UTAH**  
Birchbank Sound  
Orem (801) 224-4848

**VIRGINIA**  
Alpha Audio  
Richmond (804) 358-3852

**WISCONSIN**  
Fidel Compass  
Madison (608) 267-0120

**CANADA**  
J. Mar. Electronics  
Toronto (416) 421-9080  
Oakwood Audio Labs  
Winnipeg (204) 766-6715  
Radio Service  
Montreal (514) 342-4503

**DENMARK**  
Audiphil  
Copenhagen (01) 44 16 22

**FRANCE**  
IM France  
Cergy (01) 64 20

**GERMANY**  
Estimate Electronic  
Hamburg 61 06 60

**HOLLAND**  
Ladac Hilarj  
Hilversum 015 1 77 22

**ITALY**  
Audio Products International  
Milan 273 896

**JAPAN**  
Electro Company  
Tokyo (03) 950-6266

**NEW ZEALAND**  
Magnetic Products  
Auckland "60 60"

**UNITED KINGDOM**  
Fildon Audio  
London 01 580 4314

Eventide Clockworks Inc. 265 West 54th Street New York NY 10019 (212) 581-9290  
Harmonizer is a trademark of Eventide Clockworks Inc.

Circle 45 on Reader Service Card

www.americanradiohistory.com

# two more Penny & Giles audio products

**the  
1100 fader**

our new 1100 series linear motion conductive plastics faders provide the opportunity to build in performance at a budget price because we've designed them to have all the smooth performance advantages of Penny & Giles audio products - but limited the options to keep manufacturing costs down. Examine the specification - the 1100 fader sounds good.



**and  
the QCP-1**

Penny & Giles QCP-1 quad pot takes a single input and produces four correctly attenuated channels of output with only 0.5dB insertion loss. The feel is positive. Direct coupling to the infinite resolution conductive plastics tracks means very fine settings can be made. Six special law tracks produce a truly balanced sound effect and enable sensitive control in the central position. Our quad pot is impressive, but you need to use one to know how much better it is.



Why not have full details of Penny & Giles complete range of audio products. Send for our new brochure.

**Penny & Giles Conductive Plastics Ltd.**

1640 5th Street Santa Monica California 90401  
Telephone 213 393-0014

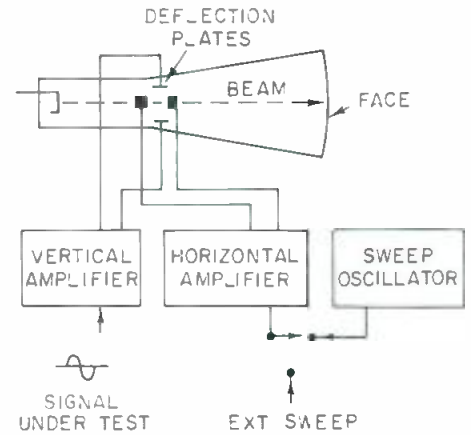


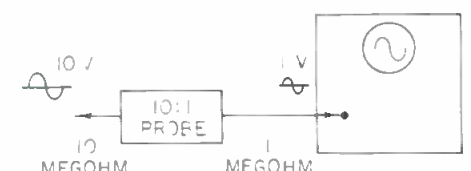
Figure 1. The basic scope.

be in operation all the time, yet no one can guarantee that the monitor will stay in calibration all the time. The oscilloscope can observe the modulated rf carrier directly and thus can be used as an independent modulation indicator as well as a device to calibrate the monitor itself.

Calibration of the modulation monitor can best be done with sine wave signal as the audio modulation on the carrier. Attach the scope probe to the modulated rf input of the modulation monitor and observe the modulated rf waveform directly on the scope. Increase the amount of modulation of the carrier until the two negative peaks of the envelope just touch each other. This is 100 per cent negative modulation (and the most important). With the carrier correctly modulated then check the modulation monitor. Adjust the carrier input control of the monitor so that the carrier level meter reads exactly 100. Make sure the modulation meter peak select switch is set to monitor negative modulation peaks and then observe the modulation meter. It should also read exactly 100 per cent modulation. Rotate the peak flasher control to 100 per cent and the peak light should begin to flash. If these conditions do not occur, then the monitor is out of calibration and must be recalibrated. Perform the adjustments as per the instruction manual for that monitor.

Observation of the modulated carrier on the scope with programming can also reveal some important facts. The wave-

Figure 2. A 10:1 probe gives greater isolation, but also reduces voltage applied to scope.



# The logic behind the Revox B77.

The logic is the logic which is built-in.

It's an ingenious and highly sophisticated system—much like the human nervous system—which controls the deck's functions.

You can push any button in any order with no chance of damaging your tapes. Our motion sensing system constantly feeds status reports to the logic circuitry which activates your commands in proper sequence.

The logic also permits full-function remote control, and an editing mode that keeps the playback circuitry live, even when the motors are stopped. You can make your splices right on-the-beat, and our built-in splicing block makes it easy.

The design and construction of the Revox B77 further guarantee smooth and accurate operation. To get the

long-life advantage of ferrite without static build-up or heat degradation, we use Revox's exclusive Revodur heads, made of metal to dispel heat and static, and vacuum-coated with permalloy for durability.

The B77 has a unique capstan motor that's monitored by a tacho head to precisely control speed and limit wow and flutter to professional studio standards.

Revox offers many options with the B77 including a full range of speed configurations from 15/16 IPS to 15 IPS, variable speed control, ¼ track record/playback and more.

All this professional quality is neatly engineered to fit in a deck you can carry. After all, if you own a machine this good, it's logical to take it with you.

Experience the B77 and the full line of Revox and Studer professional products at your franchised dealer today.



STUDER **REVOX** America, Inc.  
1819 Broadway, Nashville, TN 37203 615 329-9576/ In Canada: Studer Revox Canada, Ltd.

Circle 36 on Reader Service Card

[www.americanradiohistory.com](http://www.americanradiohistory.com)

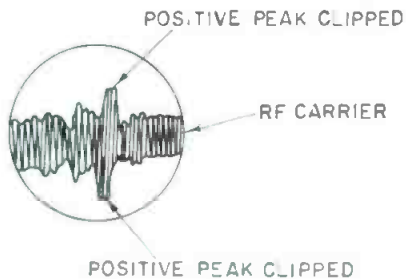


Figure 3. A clipped positive modulation peak can mean incorrect polarity of audio processor or saturation in modulator.

form in this instance will not be as steady as when sine wave is used, so observe both the positive and negative modulation peaks closely. If there is no audio processor which clips audio positive peaks but you observe a flattening of the positive peaks on the modulation envelope, there is a problem in the transmitter modulator: saturation is occurring on the positive peaks. And if the negative peaks are flattening out at the zero carrier baseline, the carrier is overmodulated in the negative direction. If the monitor does not show overmodulation on negative peaks: the monitor is out of calibration and must be recalibrated. Some stations use a processor which

selects the highest peak and makes this positive for modulation and clips the negative peak (asymmetrical modulation). In this instance again observe the positive and negative modulation peaks. If the positive peak is clipped this means that the cable leads between the processor and transmitter have reversed polarity and must be corrected. But assuming the polarity has not been reversed and the negative modulation peak is clipped, observe the flat top of the clipped peak for tilt. If tilt is present (that hadn't been observed before), something has changed in the transmitter audio sections or modulator which is now limiting the audio low frequency response.

### CART MACHINE PHASING

Stations in stereo often find that cartridge tapes do not always provide the best quality because of phasing errors that result from the cartridge and tape guidance in the machine. With better cartridges today designed specifically for stereo the machine head can be adjusted to provide an optimum phasing. And since the exact number of degrees of phase error is not as important as is the minimum or zero error, the Lizzajous scope pattern can be used for observation and whatever adjustment is needed. To obtain this pattern on the scope the Left audio signal is fed to the scope's vertical

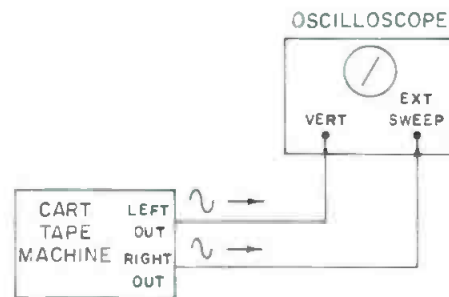


Figure 4. The proper connection of the stereo output of the tape machine to the scope for phase observation.

amplifier and the Right audio signal is fed to the scope's horizontal amplifier. Either a single or a dual trace scope may be used. In the case of the dual trace scope the Right audio is fed to the 2nd vertical amplifier input, but then this amplifier is switched internally to feed the horizontal amplifier and the results are the same and the same pattern.

Before measuring the phase error of the tape machine it is important to measure the internal phase error of the scope. To do this feed both the vertical and the horizontal inputs of the scope with the same signal at the same time. This will produce a straight line from the lower left quadrant to the upper right

# When it comes to De-Essers, less is more.

The Orban 526A single-channel Dynamic Sibilance Controller is a *simple*, economical dedicated de-esser — without the complexity and compromises of multi-function processors. It sets up *fast* to produce sibilance levels that sound natural and right. Features include mic/line input, fully balanced input and output, LED level meter, GAIN control, compact size, and more. Special level-tracking circuitry assures consistent control with varying input levels. And our control technique doesn't emphasize residual IM when de-essing occurs.

De-essing doesn't have to be complex, expensive, and time consuming. At \$399\* the 526A does it *fast* and *right* in recording studios, cinema, broadcast, and cassette duplication.

The 526A De-esser is available at your Orban pro-audio dealer.

\*suggested list

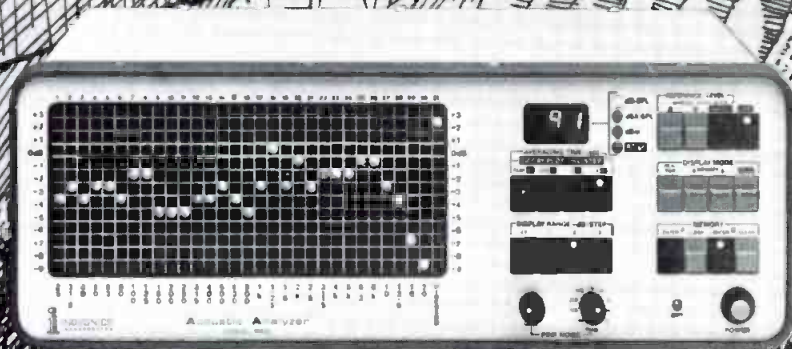
Hear it at  
AES Booth 28

**orban** Orban Associates Inc.  
645 Bryant Street, San Francisco, California 94107 (415) 957-1067

Circle 24 on Reader Service Card

www.americanradiohistory.com

# Part of every sound design.



## Inovonics' Model 500 Acoustic Analyzer.

Here's everything you need for one-third-octave sound-level and reverberation-time analysis in one easy-to-use package... Inovonics' Model 500 Acoustic Analyzer.

In the real-time mode, Model 500 shows you wideband or weighted SPL readings in each one-third-octave band from 25 Hz to 20 kHz. You set the reference level you

want, or Model 500 will seek the proper level automatically over a 100 dB range in 1 dB steps. The built-in pink-noise generator supplies you with wideband or octave-band test signals.

Then, touch a button for the RT<sub>60</sub> mode. The digital display shows reverberation time up to 10 seconds with 10 ms resolution, while the LED matrix plots the decay characteristic.

Rear-panel connectors provide an external oscilloscope output, an auxiliary test signal input, and digital I/O interface. The Inovonics 500 is ready for peripherals.

This rugged, lightweight, precision instrument goes wherever you go. From the freeway interchange to the auditorium, concert hall,

and laboratory. The Model 500 is completely self-contained, and comes to you with an internally charged battery.

For accurate, dependable level response and reverberation analysis, the sound choice is Inovonics' Model 500 Acoustic Analyzer. It's part of every sound design. Call or write us today for all the details. Model 500 - \$2850.

### Inovonics Inc.

503-B Vandell Way  
Campbell, CA 95008

Telephone  
(408) 374-8300

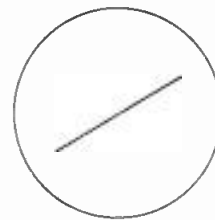


Exclusive export distribution  
**Gotham Export Corp.**  
741 Washington Street  
New York, NY 10014 USA  
Telex 23-6779 GOTHM UR

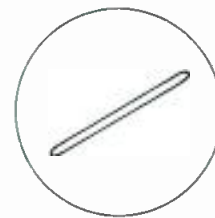
Circle 29 on Reader Service Card

quadrant of the scope face. If there is not a straight line and the trace is opened up somewhat, this is the internal phase error. This can't be changed and is what the tape machine must be adjusted for. Once the scope is checked out, connect the audio outputs of the tape machine. Connect the Left output to the scope's vertical input, the Right audio output to the scope's horizontal input. Play a standard NAB stereo test cartridge used for alignment and response measurements. The first thing to observe is if the lines on the scope are still in the same quadrants of the scope face. If they are straight lines from the lower right to upper left quad-

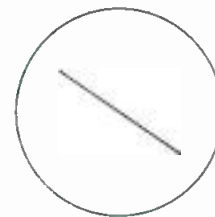
rants, there is a polarity reversal of one of the audio channels. Check the scope connections for proper polarity, and if these are correct, check the leads at the playback head. Assuming that polarity is correct, then observe the flatness of the line, that is, if the two lines are closed or there is an opening or small oval shape to them. Be especially watchful at the higher audio frequencies of 10 kHz and above as phase errors are more critical in this region. If there is an opening, gently "tweak" the azimuth alignment of the play head to flatten the lines. Be careful not to overdo it and do not overcorrect for the scope's own phase error.



(A) Correct phase between Left and Right audio.



(B) Small amount of phase error.



(C) One channel with wrong polarity.

Figure 5. Lissajous scope patterns show phasing.

## WORLD'S BEST VALUE IN CART MACHINES New Series 2100



**Playback**  
Mono \$825  
Stereo \$925

**Record/Play**  
Mono \$1325  
Stereo \$1550

Prices USA only  
115V, 60Hz, FOB factory  
exclusive of sales or use tax

**Broadcast Electronics new 2100 Series direct drive cart machines are loaded with features, yet economically priced.**

Two cue tones (1 kHz and 150Hz) are standard in the Series 2100 machines. A new head assembly, the Phase Lok IV, is incorporated for extremely tight control of stereo phasing. Modular construction assures ease of maintenance. Wear-resistant front panel graphics extend that "new machine" look for years. And, the performance specifications are equal to those of much more expensive machines!

Compare prices ... compare features ... you'll agree the new 2100 gives you more value per dollar than any cart machine in this world ... or any other!

For more information, call or write your local Spotmaster Distributor, or call:



**BROADCAST ELECTRONICS INC.**  
4100 N. 24th St., Quincy, IL 62301 217-224-9600

### TROUBLESHOOTING

The scope can be very useful in some types of problems as a signal tracer, as well as a device to let us observe and identify that which may be causing the problem. Consider harmonic and intermodulation distortion. These can occur because of the lack of headroom in some units. Use the scope to observe the audio somewhere along the chain. Be observant of the audio peaks and look for intermittent clipping of the stronger peaks. If this is happening, move the scope down the chain and observe some more. If clipping is not now evident, the offending unit has just been passed. Check its gain controls to see if they are set properly. If they are, then some component has changed within the unit and repairs are in order.

Noise can be observed on the scope but when it is low in level it can be below the gain capability of the scope. One way to do this is to use the distortion analyzer and its internal amplifier to bring the noise up to scope level and at the same time maintain proper impedance and isolation of the unit. It isn't necessary to calibrate the analyzer unless you are interested in a specific noise ratio to audio. Leave audio off the channel or preamplifier, increase the analyzer meter gain and observe at the scope output for the noise. Rather than measurement, the scope is serving the purpose of identifying the particular type of noise. This, in itself, is often an important part of troubleshooting problems and can point to the source of trouble. ■

Circle 15 on Reader Service Card



# Prime Time™

## Digital Delay Processor



### professional quality delay plus special effects



Lexicon's new Model 93 "Prime Time" digital delay processor gives recording studios and entertainers an easy-to-use professional quality time delay with special effects and convenient mixing all at a price you can afford. It combines a degree of flexibility and versatility never before offered in equipment of full professional quality.

- Two delay outputs independently adjustable from 0 to 256 ms
- Complete mixing for delay and reverb processing, freeing up main console channels and tape tracks
- Integral VCO for special effects like vibrato, doppler pitch shift, flanging and automatic double and triple tracking
- Long delay special effects — up to 2 seconds
- All dynamic functions can be footswitch controlled
- 90 dB dynamic range, total distortion below 0.08% at all delay settings

# lexicon

Lexicon, Inc., 60 Turner Street  
Waltham, MA 02154 (617) 891-6790

Export Gotham Export Corporation, New York, New York

Circle 19 on Reader Service Card

www.americanradiohistory.com

## The pre-eminent pick-up arm



**SME**

**Series III precision pick-up arm**

*The best pick-up arm in the world*

*Exclusive distributors for the U.S.: Shure Brothers Incorporated, 222 Hartrey Avenue, Evanston, Illinois 60204 and in Canada: A. C. Simmonds and Sons Ltd. 975 Dillingham Road, Pickering, Ontario, L1W 3B2*

Whilst able to explore the best of the present, the Series III precision pick-up arm anticipates the greater engineering elegance of impending miniature cartridges which may weigh as little as one and a half grammes.

Its unique patented balance system minimises mass and inertia, presenting optimum conditions for even the most delicate transducer.

No other pick-up arm is as versatile, a reason why the Series

Write to Dept 1857, SME Limited, Steyning, Sussex, BN4 3GY, England

III is already playing its part in the development of tomorrow's cartridges.

Choose it for your listening pleasure today with confidence in the future.

*\*Another accolade for SME: the Series III precision pick-up arm was one of the Design and Engineering Awards at the 1979 U.S. Summer Consumer Electronics Show, the only pick-up arm to be acknowledged in this way.*

NORMAN H. CROWHURST

# db Theory & Practice

## Digital vs. Analog; Linear vs. Switching

• In systems, one encounters the terms "digital" and "analog." In solid state devices, or semiconductors, one encounters the terms "linear" and "switching." After you've studied applications for a bit, you conclude that digital systems use switching-type semiconductors, while analog systems use linear-type semiconductors. In general, that is quite right, but as you have probably gathered by its being selected as a subject for this column, it is not quite as simple as that!

Digital vs. analog can be illustrated quite well by a couple of commonplace examples. To tell time, you can have digital or analog clocks or watches. To calculate, you may use a digital or analog calculator. In case you are not familiar with those terms, even in that context, a digital clock or watch is one that tells you the time with numbers, such as 3:15. After being at 3:15 for precisely 60 seconds, the numbers will change to 3:16.

On the other hand, an analog clock uses hands that move over a circular face, practically continuously. During the 60 seconds between 3:15 and 3:16, the minute hand would slowly move from one position to the other, continuously, if imperceptibly.

### DIGITAL CALCULATOR VS. SLIDE RULE

A digital calculator is virtually the only kind in use today. But some of us remember when an engineer was identified by that thing called a sliderule, invariably sticking out of his pocket, as his badge of office. Ask an engineer a question—virtually any question, in those days—and he'd pull out the sliderule, much as anyone else looks at a watch or clock to tell the time.

Like the digital timepiece, the digital calculator gives a readout, in numbers. It can be programmed to a variety of ways of reading out, but they all use discrete numbers. The sliderule, on the other hand, like the old-fashioned timepiece, has numbers on it, but you do not exactly read the numbers; instead you interpolate what the hands tell you, by their position with respect to the numbers. You interpolate a sliderule in much the same way. The sliderule was an analog calculator.

What has that to do with audio? Well, put simply, for years audio had to be analog: an audio waveform was amplified, and processed in other ways, based on either maintaining, or changing, its shape as an analog of the sound it represented. Sound could be synthesized, by putting frequencies together, but what you put together, in those days, were waveforms, so it was still analog.

### DIGITAL TECHNIQUES

Nowadays we are getting into digital techniques with audio. This is like running a high-speed computer over the waveform, and having some kind of memory remember, or program, the rate at which the numbers change, and process the waveform, in terms of its numbers, rather than its analog shape. Doesn't that seem awfully more complicated than the simpler linear amplifiers and other audio devices of earlier times?

More complicated, maybe, but look what has happened to calculators and time-keeping. The calculator or the digital watch must contain the equivalent of hundreds, probably thousands of individual transistors which, in earlier times, would have cost the earth. But modern technology has changed all that, by use of integrated circuits—i.c. chips—that really cut cost. The fact that you can get a digital watch, for \$19.95 that is a better timekeeper than one of the old analogs costing many times that much, shows what we have gained: precision.

The same with calculators. A precision sliderule was costly—far more costly than a digital calculator that can actually outperform the sliderule by a long way, in every way. That is why engineers don't use sliderules any more. There is much the same to gain in audio, once we learn how to use it.

Of course, there are linear and digital i.c.s, just as there are linear and digital transistors. Only in individual transistors, those used for digital work are usually called "switching" types. This is because they are intended to be used in two-state mode, between which states they switch. Which brings us to the question: What really is the difference between a linear semiconductor and a switching semiconductor?

When you get into i.c.s, of course, the

# EVERYONE KNOWS THAT SWEDISH PRODUCTS ARE BUILT TO LAST.



## PML HANDCRAFTED IN SWEDEN SINCE 1941

### DC-73 CARDIOID CONDENSER MICROPHONE

Cardioid condenser microphone for 48 volt Symsl powering. Features an integral electrical "pop" filter which has no effect on high frequency response, and a built-in shock resistant elastic suspension to reduce hand noise to a minimum. A large diameter circular condenser element provides full natural sound in highly rugged package with a steel mesh protective grille. A two position slide switch on the case permits selection of either flat response or 100 Hz high-pass for vocal work.

Excellent hand-held vocal microphone. Also for brass or percussion where cardioid pattern is demanded. Studio, broadcast and especially recommended for live performance. \$295

### DC-96 CARDIOID CONDENSER MICROPHONE

The DC-96 is a cardioid condenser microphone for 48 volt Symsl powering. The DC-96 employs the unique rectangular dual membrane capsule similar to the DC-63 and ST-8 Stereo microphones with FET pre-amplifier. Features: very low noise, high output level and extremely smooth frequency response both on and off-axis. The small size of the DC-96 further enhances its use where larger mikes become obtrusive.

For all live performances and studio work where a high quality cardioid microphone pickup is required; for both close and distant pickup. \$465

### VM-40 (Omni) and VM-41 (Cardioid) CONDENSER MICROPHONES

The VM-40 (Omni-directional) and VM-41 (Cardioid) condenser microphones both feature a 1.5 cm diameter circular condenser element. Small in physical size and very rugged, they operate on 48 volts Symsl power. A four position ring switch is incorporated to permit selection of either full range frequency response or 100 Hz high-pass and for each position there is a 10 dB pad.

All high quality studio and broadcast work, but particularly impressive for close range brass, strings, percussion, and close to medium distance orchestral pickup. \$360

### PML. THE SWEDISH STEAL

For a catalog of additional PML microphones, contact your favorite Pro Sound dealer, or your nearest PML factory representative:  
San Francisco: Brian Trankle & Assoc., (415) 344-1133 / Nashville: Technicon, (615) 865-6040 / Dallas: Sound & Comm. Mktg., (214) 243-8436 / New York: Harvey Sound Co., (212) 921-5920 U.S. Distributor: In Los Angeles: Cara International, LTD., P.O. Box 9339, Marina Del Rey, Ca. 90291 (213) 821-7898

Worldwide Marketing: CREATIVE TRADE, CTAB AB, Knutsgatan 5, S-265 00, Astorp, Sweden, Tel: 4642/515 21

NAME \_\_\_\_\_ ADDRESS \_\_\_\_\_

CITY \_\_\_\_\_ STATE \_\_\_\_\_ ZIP \_\_\_\_\_

# NOW!

## COMPLETE REPRODUCE HEAD CALIBRATION

The new Magnetic Tape Reproduce Calibrator (Flux Loop Test System) accurately establishes and isolates the magnetic characteristics of the reproduce head. It allows one to use a Reproduce Alignment Tape to isolate and establish losses produced by gap characteristics and spacing effects. Gap losses and reproduce equalization are tabulated in the recently introduced Standard Tape Manual.

In addition to the new Reproduce Calibrator and the Standard Tape Manual, STL offers the most complete selection of magnetic test tapes available - Frequency Alignment - Pink Noise - Sweep - Speed & Flutter. All are available in reel-to-reel, cassette and cartridge.

*Write or phone for fast delivery. Write for free catalog and detailed information on the new calibrator.*

**STL** STANDARD TAPE LABORATORY, Inc.  
26120 Eden Landing Road #5 Hayward, CA 94545  
(415) 786 3546

Circle 37 on Reader Service Card

# magnifax

## Serving the Recording Industry for 20 years.



Model ATD-7

\$675.00 Delivered

### Endless Belt Automatic Tape Degausser.

The first endless belt degausser was designed and marketed by Magnifax in 1966. Continuing research has produced the current model which offers high flux, reduced heat build-up and one-fourth the power requirements of competitive brands.

The ATD-7, shown above, reduces noise level to that of virgin tape. Erasure is complete and over 1,000 tapes may be degaussed in a twenty minute running period.

The Magnifax ATD-7 will degauss 5" or 7" reels, audio cassettes and carts. Video cassettes may be degaussed in two passes with turnover.

The current requirement is only 4.5 amps. at 120 volts. The size is 26" x 11" x 4". The unit weighs 65 lbs.

The unit is conditionally warranted for three years and will provide years of dependable service.

RFD 1. ROGERS, ARK. 72756, 501/925-1818

Circle 33 on Reader Service Card

www.americanradiohistory.com

## theory and practice (cont.)

circuit configuration makes the difference: the transistors and other semiconductors of which it is composed, are arranged in one of two ways. Either so the individual transistors switch from one state to the other, and cannot be held at any intermediate condition, such as a "flip-flop" circuit; or else so that they do operate over a continuous range of variation, like an amplifier.

But the individual transistors and diode that go into such a package, although they are produced by a process that puts hundreds or thousands of them together on a tiny chip, have characteristics that render them more suitable for either linear or switching operation. If you're buying an i.c. chip, you don't have to bother about it, because the chip designer took care of that. But as soon as you get off of integrated circuits, into what is known as discrete components—meaning you are now dealing with individual transistors and other circuit elements, not with complete chips, you need to know what it's all about.

### LINEAR OPERATION

Applied to any semiconductor, the word "linear" is really a misnomer. A resistor can be linear, but a semiconductor cannot: it conducts one way, does not the other. But the relationship between "how much" it conducts, and the control, be it voltage or current, that determines that "how much," can be more or less linear, *over a certain range*.

Anything that goes from nonconduction to conduction, does so in non-linear fashion, with a sort of curve: square-law, exponential, or something. But if that conduction is controlled in a way that produces amplification, such as the base current controlling collector current in a grounded emitter stage, there is usually another kind of curvature, coming into the picture: beyond a certain base current, there will be no further increase in collector current.

By properly selecting values in the circuits associated, the relationship between collector current, and the base current that controls it, can be quite close to linear, between certain limits. This means that, between those limits, every microamp change in base current will be accompanied by, say 200 microamps change in collector current.

But at one place a change of 1 microamp base current may produce a change in collector current of 180 microamps, while at another place, it would be 220 microamps. That is non-linearity and must be corrected by use of negative feedback. In theory, a linear transistor has been designed so that, by using the proper circuit values in association with it, it is close to linear, so that feedback will make it close to perfect.

Data about a transistor designed and produced for that kind of application,

# marconi introduces...

# AWA\* AUDIO

## Ultra Low Distortion Oscillator

- Wide frequency range 10 Hz to 110 kHz
- Less than 0.001% (-100 dB) distortion
- Compact size

## Wow & Flutter Meter

- Measures drift, wow & flutter
- Meets IEEE, DIN, ANSI, IEC Stds.
- Weighted and Unweighted
- Stable 3150 Hz tone output

## Auto-Null Distortion & Noise Meter

- 20 Hz — 20 kHz range
- Distortion to below 0.005%
- True r.m.s. Measurements
- Residual noise < -110 dBm

## Level Meter Psophometer

- True r.m.s. and quasi-peak responding
- Balanced or unbalanced input
- Wideband sensitive level measurements
- Frequency range 10 Hz to 110 kHz

## Low Distortion Audio Generator

- 10 Hz — 110 kHz range
- Digital frequency display
- Distortion < 0.001%
- Precision attenuator

Call or Write MARCONI For Full Descriptive Literature



\*AWA, Amalgamated Wireless  
(Australia) Limited.

**marconi**  
**instruments**

See us at A.E.S.  
Booth T24

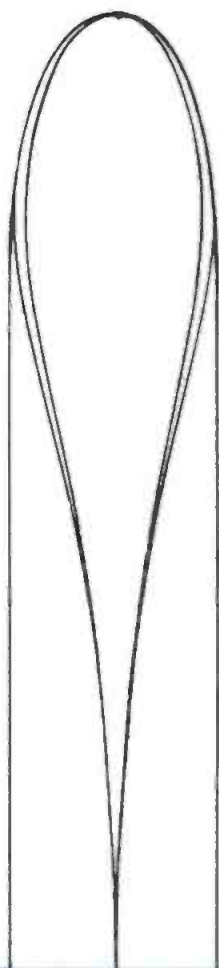
100 STONEHURST COURT, NORTHVALE, NEW JERSEY 07647, TELEPHONE: (201)767-7250 TWX: 710-991-9752

Circle 40 on Reader Service Card

# sound lasers

An audio transducer system so different that it's easier to conceive of it by analogies with laser technology than in terms of horns and baffles. As Sound Lasers move from the laboratory to the marketplace, audio professionals will be called on to evaluate and apply them. If you need to understand this unique concept, ask for our free Sound Lasers technical analysis, today.

**Transylvania Power Company**  
260 Marshall Drive  
Walnut Creek, California 94598 USA



Circle 50 on Reader Service Card

## mikes by mail? for less? why not!™

*and much more!*

The Mike Shop™ now sells audio equipment  
as well as mikes by mail! for less!

Write or call us with your requirements or for our price sheet.



**The Mike Shop™**

PO Box 366A, Elmont, NY 11003 (516) 437-7925

A Division of Omnisound Ltd.

Circle 25 on Reader Service Card

will tell you how good it is, what values to use, so you can build a circuit round it that makes it as linear as you may want.

### SWITCHING OPERATION

A switching transistor, on the other hand, is intended to be operated between two extreme states: fully conducting, or completely non-conducting. This does not mean it does not have in-between states, but that it spends as little time as possible there. If it fully conducts at 1 amp, then when it is switched on, current changes from zero to 1 amp. There is an instant in time when it is half an amp, or any other intermediate value.

But the circuit is arranged to expedite the change, so it spends as little time as possible in between. That is called switching speed. And a switching transistor is designed to give the maximum switching speed, not to switch with great linearity. But there is no magic that makes one transistor work as a switch, and another as a linear amplifier. What makes that difference, is the circuit you build around it. And of course, if the transistor comes as a tiny part of an i.c. chip, that is already built around it, you don't have that option.

Whether a semiconductor works as a linear or switching device, it takes time to change its state: the response of the controlled current, to the controlling current, is not instantaneous. When base current changes, collector current changes a little later, perhaps only a microsecond or less—time measured in nanoseconds perhaps—but it does take time.

In the linear mode, this time relates to the high-frequency roll-off of the system. The faster the changes occur, there comes a point where the semiconductor ceases to follow them completely, because they are too fast. In the switching mode, such time limits the switching capability: how many times a second, or whatever units you use for measuring time, it can perform such a switching action.

And if you are using switching circuits for digital audio, that of course relates to frequency roll-off again, but in a slightly different way. Where the linear mode gradually fails to follow, the switching mode reaches a point, where the behavior becomes erratic.

### A LITTLE OF EACH

Now, is a synthesizer, or an electronic organ, digital or analog, linear or switching in the circuitry it uses? Today, few of them are either completely one or the other, but a mix of each. The earliest oscillators, used to generate audio frequencies, used positive feedback that was frequency selective: the frequency selection could use either L-C circuits, or a system of R-C circuits. Either way, just one frequency got fed back, so an oscillation built up at that frequency. They are little used today, because the exact frequency depended on so many factors that tuning became quite involved.

You're looking at three ways  
Technics pursues the one ideal.  
Waveform fidelity.



Waveform fidelity. It should be the objective of any professional component. Because perfect waveform fidelity would mean an output signal that's a mirror image of the input signal.

How do our engineers pursue this elusive goal? To begin with, they use two automatically switchable IF bands in the ST-9030 FM tuner. A narrow band for extra-sharp selectivity. And a wide band for extra-high S/N and extra-low distortion. But just as significant is a pilot-cancel circuit which Technics developed for high-frequency waveform fidelity. Even the basic tuning function in the ST-9030 is unique. Like an 8-ganged tuning capacitor for outstanding reception.

The engineering in the SU-9070 DC preamp is similarly impressive. There's a moving coil preamp with  $-157$  dBV noise voltage. A moving magnet preamp with an extremely high S/N of 100 dB (10 mV input). Direct-coupled circuitry to keep distortion at a minimum of 0.003% (rated THD). What's more, the SU-9070 has inputs for three tape decks.

Finally there's Technics SE-9060 amp. It's DC like our preamp. Has a frequency response of 0-100 kHz (+0, -1 dB). And a "strapped" circuit for more than

double the power in a multi-amp system. Compare specifications and prices. We think you'll agree. There's no comparison for these Technics components.

**ST-9030.** THD (stereo, 1 kHz): Wide—0.08%. Narrow—0.3%. S/N (mono): 80 dB. S/N (stereo): 73 dB. FREQUENCY RESPONSE: 20 Hz—18 kHz +0.1, -0.5 dB. SELECTIVITY: Narrow—90 dB. CAPTURE RATIO: Wide—0.8 dB. IF, IMAGE and SPURIOUS RESPONSE REJECTIONS (98 mHz): 135 dB. STEREO SEPARATION (1 kHz): Wide—50 dB.

**SU-9070.** PHONO MAX. INPUT VOLTAGE (1 kHz RMS): MM—380 mV. MC—9 mV. S/N MM—100 dB (10 mV input). MC—72 dB (60  $\mu$ V). FREQUENCY RESPONSE: Phono 20 Hz—20 kHz (RIAA  $\pm$  0.2 dB).

**SE-9060.** POWER OUTPUT: 70 watts per channel (stereo), 180 watts (mono) min. RMS into 8 ohms from 20 Hz to 20 kHz with no more than 0.02% total harmonic distortion. S/N: 120 dB.

Technics. A rare combination of audio technology. A rare standard of audio excellence.

**Technics**  
Professional Series

Circle 28 on Reader Service Card

A frequency counter is a digital device. In earlier electronic organs, frequency counters, or dividers, produced successive octaves down the scale, for each of 12 master frequencies that produced the top octave of notes. But today, much more sophisticated counters are available. Starting with a few megahertz, as the master frequency, different counters can count off quite high numbers, to produce all the top octave of semitones, properly spaced, by a built-in count programming. That is digital. Then lower octaves can be obtained from that top set, as before.

An advantage of this method is that the whole organ can be tuned by adjusting the frequency of one master oscillator. A control available to the organist enables him to tune his instrument into unison with an orchestra, a piano, or whatever, almost instantaneously. Only the digital technique makes that possible. But from there on, a wide variety of techniques can be brought to play, in producing timbre, waveform variations, and so forth. Some are digital, some are analog, and some a mixture of each.

It's a challenge, this new world of audio. But when wasn't it? How do you think we got to where we are? ■

# db Sound With Images

## Visual Communications Congress

• This being the fall of the year, perhaps a quick look back at a happening before the summer might be of interest to you. The 2nd Annual Visual Communications Congress and Exposition, a 3-day event, took place in N.Y. Sponsored by several magazines of United Business Publications, it included seminars, workshops, and exhibits, as well as concurrent programs. They expected about 10,000 attendees this year, and they weren't wrong, judging from the number of exhibit visitors and the size of the seminar and workshop audiences.

On the opening day, the International Television Association presented a full schedule, with 3 morning workshops and an afternoon seminar. The workshops were entitled "View of The Outside Eye," "The Great American Teaching Machine," and "Advanced Production

Techniques." The first of these three had two experts in communications report on what the senior people of companies involved in communications were telling them of their problems. Subjects covered included major concerns of communications corporations and what the solutions might be, how much they were willing to spend to solve these problems, and how internal television specialists might help.

The second workshop covered such subjects as how people learn from broadcast television, how to adapt broadcast techniques to training, how to program for greater training impact, and objectives to set for production of training materials. An expert from the American Society of Training and Development ran this session. The third, gave the visitors a look at new production techniques and technological advances, with special emphasis on the subject of the "real" cost of production. Topics included budgeting techniques for theatrical and corporate films, how to work with unions, techniques for producing special effects for video, and a demonstration and discussion on Steadicam, and its applications.

The afternoon seminar covered corporate video, its power and "politics," and who needs an "angel" and how to get one. The overall title was "Power, Success and Video," and had two experts for corporate management and administration to discuss these topics.

The New York Photographic Conference also ran on the first day. They, also, had a full day. A seminar for professional photographers and photographic management covered such subjects as preservation and storage of photographic materials, photography for publication, the new Copyright Act and how it affects photographers, the photographer's role in AV, and some ideas and gadgets for the professional photographer.

Also offered the first day, was a full-day seminar on Criminal Justice Training and Education (covering all aspects of the use of audio-visuals to improve training results); an 8mm workshop (half-day) giving information on the production of economical science, documentary, and educational films; a Video-Tape Production Association (VPA) seminar on 1" tape; and an introduction

# SPECIFY EXCELLENCE!

from the company who pioneered equalization

## • ACTIVE AND PASSIVE EQUALIZERS

18 different Models to choose from

## • REAL TIME ANALYZERS

Octave Band, one-third and one-sixth octave

## • BI-AMP AND TRI-AMP CROSSOVERS

Low-level at any frequency and slope

## • NARROW BANDWIDTH NOTCH FILTERS

Control of room feedback and ring modes

## • CUSTOM FILTERS FOR AUDIO APPLICATIONS

High-pass low-pass band-pass notch

SEND FOR OUR COMPLETE PRODUCT CATALOG



INSTRUMENTS, INCORPORATED  
P.O. BOX 698  
AUSTIN, TX 78767  
(512) 892-0752

Circle 14 on Reader Service Card



# HUSH MONEY.

The dbx 208 tape noise reduction system is a new product that will impress both your engineering staff and your accountant. The 208 features 8 channels of simultaneous noise reduction on plug-in modules, plus a spare, all in a compact 5¼" rack mount package.

dbx noise reduction is rapidly becoming the new industry standard because it provides 30 dB noise reduction and 10 dB headroom improvement, from 20 Hz to 20 kHz, without the problems of other systems. The dbx system does not require critical and time-consuming level-match adjustments. Its true RMS detectors are not sensitive to tape recorder phase shift. Its voltage-controlled amplifiers (VCAs) operate over a 100 dB range. Overall the dbx system provides a level of performance and a simplicity of operation that is unsurpassed.


But the 208 is also a great value. It is priced at \$3300. That's \$6600 for your 16-track and \$9900 for your 24-track.\* And no matter how complex the future becomes, the 208 system expands simply and economically.

The dbx 208. The easy solution to your noise problems, today and in the future.

dbx, Incorporated,  
71 Chapel Street  
Newton MA 02195  
617-964-3210

# dbx

**Making Good Sound Better**



\*Nationally advertised value.  
Actual prices are set  
by dbx dealers.

Circle 20 on Reader Service Card

## sound with images (cont.)

by Magnavox of its video disc system, Magnavision, to the New York area. There were only 3 showings of Magnavision on-the-hour during the afternoon, but judging by the number of people who asked where the demonstrations were taking place, this was a most popular exhibit.

### DAY TWO

On the second day, there was a full-day Marketing Communications Conference. Subjects covered were concepts of imagery in advertising and promotion, audio-visuals at point-of-sale, anatomy of a sales meeting, techniques of dynamic speech making, audio-visuals for effective field selling, and videocassettes and videodiscs.

There was also a full-day workshop on slide production, covering planning and preproduction, writing a slide program, creating the slides, preparing an audio track, programming and equipment, post-production wrap-up, and audio-visual equipment; and a half-day IFPA (Information Film Producers Association) conference with a film festival during the second half of the day. Subjects touched upon included how to

solicit government motion picture film and video contracts, giving details on the new federal procurement and contracting policy; and a discussion of telecommunications and new opportunities for the independent producer. The film festival included an analysis of award winning business productions.

Day two also provided a seminar on International video networks, displaying techniques and case histories for corporate management involved in international communications; a Children's Television Conference, a luncheon and forum on children's media for writers, educators, producers and broadcasters (with an update on the state-of-the-art and forecasts for the future); a half-day seminar on medical television covering cable and closed circuit TV; and a repeat showing by Magnavox.

### DAY THREE

On Wednesday, the last day, the Association of Multi-Image sponsored a Multi-Media Conference, including such subjects as the "live" multi-media show, the artist's role in multi-image, multi-image production, IBM as a client and in-house producer, National Geographic's production program, and how American Business Press uses multi-media. There was also a seminar (full-day) by the National Academy of TV Arts and Sciences discussing the legal "do's and don'ts" of

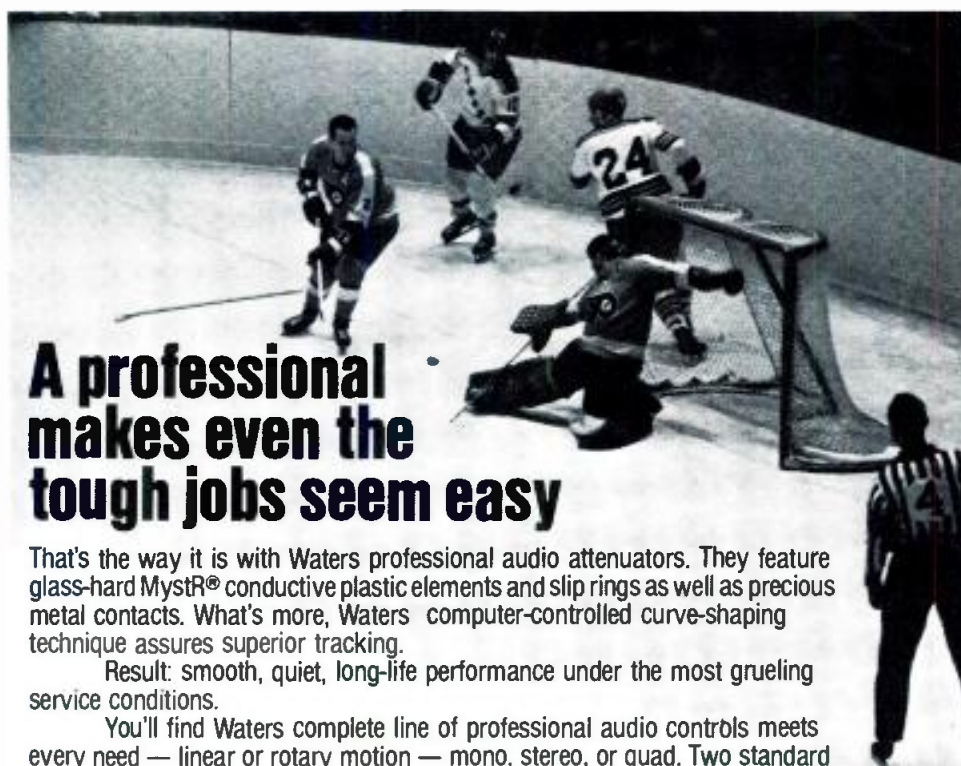
TV production and Pay-TV as an opportunity for independent producers.

A half-day seminar covering Crime Scene Photography and Surveillance also took place on Wednesday. Intended for criminal investigators, the discussions included photographic coverage of the crime scene, the gathering and presentation of physical evidence, laboratory procedures, basic photographic problems, use of special lenses, and low light situations and light intensifiers.

The last day also offered a half-day discussion of practical photographic optics including interface between camera and other optical devices such as microscopes and telescopes, producing images at fixed scales, understanding light and filters, and making simple optical calculations. This one was sponsored by the Biological Photographic Association. There was also a seminar (half-day) on video tape creativity discussing special effects, electronic titling, and a critique on technique sponsored by the Videotape Production Association (VPA); and a half-day meeting discussing the need for revival in religious visual media coordinated by the Tri-State Media Ministry. The subject here was a study of the re-awakening interest in audio-visuals, broadcast and cable media for religious leaders, educators, and producers.

As you can see, there was something for everybody. There were chapter and council meetings of various organizations associated with the visual field, and a very large exhibit area with about 300 booths. Software, hardware, and services were all represented. There were numerous multi-image exhibits with multi-projectors on large screens. Staging Techniques raised a metal platform to near-ceiling height to put the projectors over the heads of the audience, sitting or standing, to show a performance in slides which came as close to a film-smooth image in motion, as possible. Clear Light, maker of programming devices, also had a multi-image exhibit. They provided a more unique arrangement, however, for their slide projectors. The units were positioned under the large screen and faced the audience. The visitors stood behind a small (waist high) wall to watch the show. On the screen-side of the wall, there was a large mirror, unseen by the viewers in normal watching position. Thus, they could see the screen images and the action of the slide projectors creating them simultaneously. (To see the mirror, the people had to walk around the wall.) An interesting way to demonstrate the action of projectors controlled by their programming devices. Perhaps in a subsequent column we'll discuss the other exhibits.

All this is mentioned to advise you to look out for the next Visual Communications Congress. There will be a lot to see and hear, and, of course, a lot to learn. ■



## A professional makes even the toughest jobs seem easy

That's the way it is with Waters professional audio attenuators. They feature glass-hard MystR® conductive plastic elements and slip rings as well as precious metal contacts. What's more, Waters computer-controlled curve-shaping technique assures superior tracking.

Result: smooth, quiet, long-life performance under the most grueling service conditions.

You'll find Waters complete line of professional audio controls meets every need — linear or rotary motion — mono, stereo, or quad. Two standard impedance values are now available, 600 or 10,000 ohms.

If you're into mixing, you ought to get the complete story on Waters audio controls. Write today, or call us at 617-358-2777.

It's the professional way.



**WATERS  
MANUFACTURING, INC.**

Longfellow Center, Wayland, MA 01778 617-358-2777



Circle 44 on Reader Service Card

# Model 567 PA Processing System.

# Four in one to save you time, space and money

# UREI QUALITY OF COURSE

Now you can get cost effective, compact signal processing for portable systems, clubs, auditoriums and churches where  $\frac{1}{3}$ -octave equalization and/or elaborate tuning is too costly. For a little more than half the cost of individual components, the UREI Model 567 gives you four tools in one:

1. Input amplifier, with pink noise source for setup and testing
2. 10-band Graphic Equalizer
3. Tunable, four-frequency feedback suppressor
4. Tunable electronic crossover — for bi-amping

The 567 is designed to operate from low or high level, low or high impedance mixers. Headroom indicator monitors signal levels for the approach of overload. Low distortion, low noise, wide dynamic range, self-contained regulated power supply. Simplify your installations and save time, space and money. See the 567 at your UREI dealer today!



# UREI

8460 San Fernando Road, Sun Valley, California 91352 (213) 767-1000

Worldwide: Gotham Export Corporation, New York; Canada: E. S. Gould Marketing, Montreal

**"An endless variety of acoustic spaces..."**



Our versatile new digital reverb unit is the most useful sound processor that a broadcaster can buy today. The SPACE STATION can give added presence and body to a live announcer's voice, enhance music and speech for more sophisticated in-house commercials, simulate an endless variety of acoustical spaces, and generate unusual special effects. Moreover, the SPACE STATION can add four delays and/or reverberation to each of its two outputs, creating a spacious mono-compatible "stereo" version of the source that is especially effective for anyone listening in the limited confines of a car.

If you're already familiar with single-function digital units or bulky unadjustable mechanical systems, we know you'll be pleasantly surprised by the SPACE STATION—and by its price, only \$1995.



URSA MAJOR, Inc.  
Box 18, Belmont, MA 02178  
(617) 489-0303

B-2

Circle 38 on Reader Service Card

Sabor presents

## NEW the wow-flutter Meter with Memory



Introducing the newest MEGURO—the MK-669. Sigma Memory and peak hold modes can be held for 5, 10, 20 seconds; and with the signal applied, automatic measurements are possible under the single and repeat conditions.

PLUS:

- measuring frequencies of 3kHz and 3.15kHz
- wow-flutter digital indication
- range of 0.003% to 10%
- input 0.2mV to 30Vrms



**Sabor corporation**

12597 Crenshaw Blvd.  
Hawthorne, CA 90250  
(213) 644-8689

Circle 34 on Reader Service Card

## db Reviews...

**The Incredible Secret Money Machine** by Don Lancaster; Published 1978 by Howard W. Sams & Co., Inc., 4300 West 62nd St., Indianapolis, IN 46268. 159 pages, paperback, \$5.95

• Don Lancaster is well known for his clear and understandable, no-nonsense technical writing. Indeed, his published contributions to personal computing, when it was but a fledgling technology, make him a kind of founding father of that industry. His articles have appeared in many consumer electronics and personal computing magazines.

Though his work in these magazines has gained him an enviable recognition, probably Lancaster's best-known labors have been his series of technical "cookbooks."

When digital integrated circuitry became a reality in the late 60's and early 1970's a sort of void in understanding prevailed among a large segment of the "old school" electronics practitioners. The applications literature supplied by i.c. manufacturers was filled with new terms, jargon, and references to mysterious new concepts, making it very difficult to apply the old bootstrap technique to one's personal improvement. Don Lancaster did his part in filling this information void with his cookbook series. The *RTL Cookbook*, *TTL Cookbook*, and *CMOS Cookbook* are all aimed at promoting an understanding of techniques and methods employed in the application of digital i.c.'s. Other books published by Lancaster are; *The Active Filter Cookbook*; and the *TV Typewriter Cookbook*.

At first glance, Lancaster's most recent book would appear to be a departure from his earlier work. But, the same style employed in his technical books is used in **The Incredible Secret Money Machine**, to explain clearly and simply the strategies, methods and techniques of operating a small technical business. **The Incredible Secret Money Machine** is a book about making money, or more appropriately, about making a living: "doing the things you just love to do." The book is written with the technical or craft-oriented individual in mind. Anyone who would be self-employed in a technical capacity, full or part-time, or anyone with their own technical business or proprietorship should find Don's book a most useful resource for business information and advice.

A money-machine, by Lancaster's definition, is any small business operation or enterprise that produces income for the individual. Whether it involves the construction of circuit prototypes, refinishing antique furniture, photo retouching services—even a small record-

ing studio—each would classify as a potential "money-machine."

Don't consider this as just another "how to start and run your own business" book: this one is refreshingly different. The author seems to embrace the concept of small business for small's sake. The author opposes conducting business by committee, and in fact, sees employees as an evil—even when necessary.

Though the book presents a clearly-defined approach to conducting business, Lancaster doesn't insist upon a rigid set of rules. On the contrary, within the guidelines given, he suggests that each person set his own goals and modus operandi.

This reviewer found the book pretty much on target, insofar as it offers a general philosophy for running a small business. Of the ideas suggested for business success, one was concerned with being a "doing dogger." Lancaster defines this as "...someone who makes things happen. Those who act rather than are acted upon." Also, under a chapter called Tactics, the author advises; "Never advertise or accept payment or orders for an undeveloped product, no matter how good it's going to be." Elsewhere, he counsels, "Study the works of chairman Mao, know your enemy. Anticipate what they are going to do and then completely change the rules of the game to something they simply won't understand." Another particularly meaningful bit of advice—"Never assume institutions or people will change with time—they won't. Incompetence and greed are immutable physical constants of the known universe." Whether you agree with the author's philosophy or not you will surely appreciate the free-spirit behind it.

The book's ten chapters (numbered 0 to 9) are well balanced with advice, admonitions and well-placed humor. For example, in Chapter 7 titled, Some Unmatters, the author recommends; "Never confront any government official on any level at any time for any reason. There is nothing more dangerous to your money machine than a hacked-off bureaucrat.... Be nice to the people at the post office. After all, it's a real challenge damaging and slowing up all that mail."

Other chapters range in subject from establishing personal goals; to Strategy; Keeping Informed; and there's even one on Investments.

This book reads like a novel and once you start you may not want to put it down. Good reading and good luck to all you doing-doggers and your own Secret Money Machines. ■

Irwin Diehl

Two pairs of Bose\* Model 802 loudspeakers and a Bose Model 1800 Power Amplifier. We call it the Super-Bose System.

Stacking two pairs of 802s **doubles** your sound output and **quadruples** your bass (with the help of acoustical coupling). Stacking also **doubles** the projection and sensitivity of the 802s.

The Bose Model 1800 Power Amplifier is a reliable, rugged, dual-channel amplifier just right for the power capability of two pairs of 802s.

The Super-Bose System is half the weight and a quarter the size of conventional systems. Less trouble to pack and carry, less room taken up in your car or van, less hassle unpacking and setting up.

The Super-Bose System adds up to a big, natural sound that stands alone for realism and clarity. Don't take our word for it. Check it out at your authorized Bose Professional Dealer today.

**BOSE**



Bose Corporation, Dept. SE  
The Mountain  
Framingham, MA 01701

Please send me a copy of the Bose Professional Products Catalog and a complete dealer list.

Name \_\_\_\_\_

Street \_\_\_\_\_

City \_\_\_\_\_

State \_\_\_\_\_ Zip \_\_\_\_\_

Tel. (\_\_\_\_) \_\_\_\_\_

**Two times the sound. Four times the bass.  
Half the hassle.**



Buy a Super-Bose System from an authorized Bose Pro Dealer and get **FREE: TWO SS-1 SPEAKER STANDS** (\$160 VALUE)!!!  
Until December 31, 1979

Patent rights issued and pending

Circle 41 on Reader Service Card

www.americanradiohistory.com

# Introducing

**A cut above at 80 dB.** You hear it in your head. You know exactly how the final mix will sound. Now cut it that way with the new Ampex Mastering System. It delivers 80 dB at the cutting lathe for superb sound. Here's what makes it great:

**ADD-1** The new ADD-1 Audio Digital Delay is your last chance to put some time between mix-down and cutting lathe. Make that time count. The ADD-1 is a totally digital time delay and is totally compatible with normal and half-speed cutting. You can preset and select any interval up to 5 seconds of delay at the push of a button. What was good 5 seconds ago you



now have time to make great with the ADD-1.

**ATR-100** Add to the ADD-1 the ATR-100 with its 1/2", 2-track head assembly—unquestionably the finest analog audio tape recorder in the world. The ATR-100 gives you measurably better recording performance and better

# The Ampex Mastering System

studio mastering tape, state-of-the-art in every way—performance, consistency, specs.

There simply is no finer tape. Get it all down on Grand Master, just the way you hear it in your mind.

Put them all together and you'll have one beautiful system—a totally transparent tape-to-disc mastering system that gives you 80 dB s/n at the cutting head.

And the only thing better than that is the way the final disc will sound. Just great.



playback than has ever been achieved before, and gentler tape handling than any previous machine, bar none.

**Grand Master™ Tape**  
Don't forget Grand Master

## AMPEX

Ampex Corporation, 401 Broadway, Redwood City, California 94063, 415/367-2011

Circle 26 on Reader Service Card

[www.americanradiohistory.com](http://www.americanradiohistory.com)

# db New Products & Services

## STANDARD TAPE MANUAL



This valuable data book is for the AUDIO recordist, engineer or designer. Offered at \$45.00 you may order direct from publisher.

## MAGNETIC REPRODUCER CALIBRATOR



This is induction loop equipment of laboratory quality for primary standardization of tape recorders and tapes. Send for detailed information, prices and formats.

### R. K. MORRISON ILLUSTRATIVE MATERIALS

819 Coventry Road  
Kensington, CA 94707

Circle 48 on Reader Service Card

## Audio Tape for professionals

**REEL TO REEL TAPE**  
Ampex, 3M. All grades.  
On reels or hubs.

**CASSETTES, C-10—C-90**  
With Agfa, TDK tape.

**LEADER & SPLICING TAPE**

**EMPTY REELS & BOXES**  
All widths, sizes.

**Competitive!**  
**Shipped from Stock!**

Ask for our recording supplies catalog.

**Polyline Corp.** 312/297-0955  
1233 Rand Rd. • Des Plaines, IL 60016

Circle 16 on Reader Service Card

## CONDENSER MICROPHONE

● Providing exposed capsule elements, the U 89 condenser microphone is the latest of the fet-80 48 Volt "Phantom Powered" series. The U 89 features five directional characteristics: the three basic ones cardioid, figure-8 and omni-directional, and the additional hyper-cardioid and wide cardioid. With ten transistors, the U 89 has an undistorted sound pressure tolerance that's up 12 dB from the U 87 microphone. There are two selectable low frequency roll-off curves: one at 80 Hz and one at 160 Hz; and a 6 dB overload protection switch.

Mfr: NEUMANN

Gotham Audio Corp. (Distributor)

Circle 60 on Reader Service Card



## PHASE TESTER

● The Phase Checker Set offers a quick and easy way to check the phase of all woofers, tweeters, horns, drivers, microphones, cables, mixers, amplifiers, crossovers, and all other kinds of audio equipment. The Phase Checker consists of two separate units—the Pulse Generator for exciting the system, and the Phase Detector which determines the polarity of the component or system connected to its input, by brightly lighting either a green or red led to indicate normal or reverse phase. Both units, the generator and detector, use standard 9 volt batteries; and all leds have special daylight filters for outside use.

Mfr: Sounder Electronics Inc.

Price: \$495.00

Circle 61 on Reader Service Card



## PHONO CARTRIDGE

● Reducing record wear by more than 80 per cent, the EDR .9 moving iron/variable reluctance phono cartridge incorporates an L.A.C. (Large Area of Contact) stylus. With a smaller radius and larger contact area, the EDR .9 fits comfortably within the high frequency portion of the groove. Weighing in at 5.2 grams, the EDR .9 has a tracking force range of 3/4 to 1 1/4 grams.

Mfr: Empire Scientific Corp.

Price: \$200.00

Circle 62 on Reader Service Card





*We are pleased to announce that*

# TURNER

*has joined the growing product family of*

## **TELEX**

- HEADPHONES • HEADSETS • MICRO PHONES • TAPE COMPONENTS • CASS ETTE RECORDERS • TAPE DUPLICATING SYSTEMS • LANGUAGE LABORATORIES
- BACKGROUND MUSIC SYSTEMS • IN-FLIGHT ENTERTAINMENT SYSTEMS

## **TELEX • MAGNECORD**

- TAPE RECORDERS/REPRODUCERS
- LOGGERS

 **hy-gain** electronics  
DIVISION OF TELEX COMMUNICATIONS, INC.

- ANTENNAS • TOWERS

# TURNER

DIVISION OF TELEX COMMUNICATIONS, INC.

- MICROPHONES • ANTENNAS


## AND A HOST OF OEM PRODUCTS

PRODUCTS OF SOUND RESEARCH  
**TELEX**<sup>®</sup>  
COMMUNICATIONS, INC.

9600 ALDRICH AVE. SO., MINNEAPOLIS, MN 55420 U.S.A., Telephone: 612-884-4051, telex: 29-7053  
EUROPE: 22. rue de la Légion-d'Honneur, 93200 St. Denis, France, Téléphone: 820-98-46, telex: 63-0013

Circle 21 on Reader Service Card

[www.americanradiohistory.com](http://www.americanradiohistory.com)



# THE NEVE 8108

**The most advanced audio console ever!**

## **The 8108 Range.**

Just introduced to the world at the AES Exhibition in Los Angeles in May 1979, this thoroughly new console range received much praise for the quantum leap in sound recording technology it represents. Building on their computer/digital experience earned through the successful NECAM Computer Mixing System, Neve engineers have developed the technically superior 8108 range. The console is in production and early deliveries are now being made to several West Coast top name studios. The 8108 Range is available in 56/48, 48/32 or 32/24. Join the Neve world of excellence. Please call or write for our beautiful 8108 brochure.

## **Memorized Track Assignment.**

All track (bus) assignment is performed at the Central Assignment Panel, allowing up to 56 inputs to be switched to any (or all) of up to 48 tracks. Digitally controlled FET switches provide super reliable routing steered by a powerful micro-processor. Solid state memories can store complete track assignments for up to four different recording sessions, available for recall on moments notice. Days, weeks, months or even years later, input to track switching from memory for a 56/48 console is accomplished in about 2 seconds.

## **Instant Interrogation.**

With the increased number of inputs and tracks being used in studios today, making it difficult to quickly realize track assignment during operation, Neve devised a unique Assignment Interrogation System which enables the engineer to instantly realize assignment, either *from* an input or *to* a track. "Finger close" buttons are mounted below the faders in a recessed area. Assignment indication is cleverly provided both below the faders and on the Central Assignment Panel, simultaneously readying this panel for reassignment of inputs and tracks.

## **Simultaneous VU/PPM.**

The 8108 Range features operator selected mode of metering. Dual column high resolution bargraph meters can provide VU only, PPM only, or VU/PPM simultaneously. Additional bargraph meters may indicate reverberation send or return. Conventional VU meters available on mixdown output.

## **NECAM or VCA Grouping.**

The 8108 Range gives you the widest choice in fader systems. VCA Grouping is standard. NECAM Computer Assisted Mixing may be added to bring the ultimate touch to the 8108 console. Manual faders may also be fitted.

## **Serviceability.**

No other console provides the serviceability and reliability like the 8108 Range consoles. Computer-wiring is used virtually throughout, with solid state switching cards replacing hundreds of mechanical switches. Channel strips are easily removed, in turn with readily removable subassemblies. It is the finest and most advanced console system ever introduced. Please call or write. The Neve 8108 Range is in your future!



Rupert Neve Incorporated · Berkshire Industrial Park, Bethel, Connecticut 06801 Tel: (203) 744-6230 Telex: 969638  
Rupert Neve Incorporated · Suite 609, 6255 Sunset Blvd., Hollywood, California 90028 Tel: (213) 465-4822  
Rupert Neve of Canada, Ltd. · 2721 Rena Road, Malton, Ontario L4T 3K1, Canada Tel: (416) 677-6611 Telex: 983502  
Neve Electronics International, Ltd. · Cambridge House, Melbourn, Royston, Hertfordshire, SG8 6AU England Tel: (0763) 60776  
Rupert Neve GmbH · 6100 Darmstadt Bismarckstrasse 114, West Germany Tel: (06151) 81764

Circle 52 on Reader Service Card

**I**T WOULD SEEM that our attention this month to the business side of pro audio is well-timed. Almost as we go to press, we've received a few news releases that should be of more-than-routine interest to the business-person in the studio. (See our **db Special Report** in this issue for more details.)

*Business?* Yes, audio is a business (even if your buddy at the IRS can't cope with your itemized deductions, including 105 LPs, two new turntables, and bi-amped speaker systems in every room at home).

Whether you're about to get started in the basement, or remodelling Studio F for film scoring, don't forget that, just because you're enjoying yourself (we hope), you're still "in business." Keep that in mind, and your basement operation may eventually expand into a multimedia super-studio. Or forget about it, and your super-studio will wind up in the basement.

At either extreme, sooner or later you may need some money. There's lots of it around, but if you don't happen to have your share lying about, you'll want to explore **Recording Studio Equipment Financing**. Author Hamilton Brosious has been engineering sales, leases and equipment rentals for years, and here he offers some counsel on how to get the bank to part with the bucks.

Once you're in business, you'll want to stay there, and minimizing down-time will certainly help. Recently, we've covered test gear extensively, since our expanding audio technology demands even more attention to this side of the audio business. This month, Irwin Diehl offers some thoughts **On the Technical Administration of a Studio**. After all, that fancy test gear won't help much if it doesn't get used efficiently.

Irv also reports on Don Lancaster's "**The Incredible Secret Money Machine**." Not a new piece of studio hardware, this often-irreverant little book describes one man's adventures in his own business.

One of the little tasks of the magazine-editor business is getting to know what the insides of airplanes look like. But it's not *all* that bad. One of those airplanes recently landed in Vienna, and you'll find a report on our business trip to Austria in this issue.

We also get a head-start on next month's subject of education, with **Understanding Magnetic Tape Specifications—Part I**. Our January issue began the year with an in-depth look at magnetic recording tape. And now, author Dave Rubenstein begins his two-parter on magnetic tape specs, and "specsmanship." He'll be back again next month, for the conclusion of this "education" on magnetic tape specification basics. ■

# Recording Studio Equipment Financing

*A financial Game Plan to win loan approval.*

**T**HINKING about beginning, or perhaps expanding, a recording studio operation? If you are, the money is out there, waiting for you. In fact, there's more capital available for project financing now than at any time in recent history. However, when the expansion-minded recording studio operator, or prospective new owner, sallies forth into the financial arena seeking funds to pay for his venture, the exercise is more-than-likely doomed to failure from the very beginning. The problem lies with the prospective borrowers' considerable lack of understanding of the requirements of various lending institutions.

You'll have a better chance for loan approval if you spend some time developing a financial game plan with these requirements in mind. This financial plan is just as important as the console, monitors and microphones you chose, so devote as

much attention to it's preparation as you did to your equipment list. You'll agree it was time well spent, once you've obtained financing approval.

## **"TWO WAYS OUT"**

One of my good friends is "Kemp" the banker—head of the entertainment loan unit at one of the world's largest banks. Recently at lunch in Manhattan (on the bank!), we chatted about what it takes to get a bank to part with some cash. Loans usually have to have "two ways out" for her bank to make a loan. This means you must convince the bank that the loan can be repaid (a goal devoutly desired by all loan officers) in at least two ways.

The customary first way out is for the borrower to have sufficient business strength to permit loan amortization, or putting it another way, to make the payments. The second way out is to put up some sort of collateral equal to the amount of the loan. Then, in the event of business reverses, the bank can recover the outstanding balance. Usually, equipment being purchased should provide half of this second way out. The remaining half may be made up by a personal asset pledge by the borrower or, by a guarantee from a third party (usually Uncle George).

At this point the judgement factor becomes important. According to my banker friend, "Kemp," a loan request that is a little "thin," can be strengthened considerably by a well-done, detailed presentation on the general industry and the specific project. We're going to try, in this article, to explain some of the elements of such a presentation.

Incidentally, the reason for that lunch was part of her bank's

---

*"Ham" Brosious is the president and founder of Audiotechniques, Inc., Stamford, Ct., and is also president of Audiotechniques Rentals, New York City. Mr. Brosious is frequently retained by banks, insurance firms, leasing companies, law firms and recording studios for the purpose of financial consultation and for equipment appraisals.*

entertainment financing unit's plan to develop its expertise in the recording business, an area that the bank considers very attractive for new loans.

### **LOAN REQUIREMENTS...OR, HOW MUCH FOR WHAT?**

Number one question from the loan interviewer has to do with how much you want to borrow. This is not the time to tell him that you "aren't quite sure," or, "it's around 40 grand." Or even worse, "how much will you let me have?" Give the exact amount you want to borrow and *support it* with a complete equipment list, including the price of each item and the manufacturer.

The list should also include the name of the proposed equipment supplier. Don't forget to include the appropriate taxes, as well as crating, installation and shipping charges. Most lenders are not happy about lending money on custom-manufactured equipment. They recognize the higher resale value of standard stock equipment and feel similarly about used equipment versus new.

### **BE AN EDUCATOR**

You know your business, but most lenders don't. One of the very first requirements for successful financing is to thoroughly acquaint the prospective lender with accurate, reliable facts about the independent recording studio business and how it relates to the record industry as a whole. With a well-prepared presentation on the dimensions of the recording industry, the odds on your loan officer's approval of your application are considerably enhanced. This type of information should make note of long-term record industry growth, the rapid increase in number of record labels, increased listening exposure, proliferation of recording artists, growing demand for product excellence and...you take it from there. Sources are everywhere...trade magazines, Billboard, Cash Box, Variety, Record World, db—plus the entertainment sections of major newspapers.

Equally impressive is a listing of the dozens of potential types of clients for your services, from demos to record label LP's—from advertising jingles to church choirs. The main point is to demonstrate that the recording industry is a dynamic, growing business.

### **THE RECORDING STUDIO BUSINESS IS VERY PROFITABLE**

Now that you've defined the market, let's see how your independent studio fits into that market and what are your chances for success.

All lenders understand profits. If you can't reasonably forecast profits for your new venture, better rip up your loan application and look for a rich uncle! Fortunately, however, profits in the recording studio business are considerably higher than in most new manufacturing, distribution or retail business. Many recording studios currently operate at forty-to-fifty percent pre-tax earnings, and have the added advantage of relatively few employees and limited inventory. The almost total absence, in recent years, of recording studio equipment bankruptcy auctions is a testimonial to the strength of the industry. There has been a continuous rise in studio gross and profit for nearly ten years, and the continued strength of record sales and advertising studio requirements—plus the advent of new media such as video discs, digital recordings and video cassettes—can only lead to a continuation of this growth pattern.

Research studio rates and profits with friends in the business, and get this story down on paper, in your own words.

### **OPERATING STATEMENTS**

Sandy Schneiderman heads his own leasing company (Terminal Marketing, Suffern, N.Y.) that specializes in re-

ording studio financing. Sandy suggests a minimum of five years successful operation as one of the criteria used in determining the credit-worthiness of a company. Unfortunately, most loan applicants don't have nearly that amount of longevity under their belts. In fact, many are "start ups," or new ventures. However, if you have been in business for awhile, your operating statements will be among the most valuable pages in your loan application. These should be prepared by an accountant and hopefully, will be audited or certified statements. If you've been in business and can't document your results with statements, better forget about borrowing money from conventional sources. Leasing companies and banks don't put much stock in operators who claim that they have purposely held down profits so they would not have taxes to pay. This just doesn't ring true to loan officers, and is a surefire way to end the interview quickly.

### **PRO FORMA PROJECTIONS**

Pro Forma is "bankeese" for estimates and projections, or in other words, guessing. How well you back up your guesses with intelligent assumptions will have a lot to do with the progress of your loan.

First off, you need a *pro forma statement of profit and loss*. This is where you estimate your daily, weekly and monthly bookings, apply an anticipated hourly revenue, add revenue for tape sales, copying and cassette making, and finally come up with your anticipated revenue for the period. On the other half of your sheet, list all expenses for the same period. Include all the standard items commonly referred to as general and administrative...such things as rent, light, heat, office supplies, insurance, salaries and commissions, etc. Don't forget equipment payments (like that loan you're after), tape purchases and other expendable supplies.

With the income and expense figures produced from this exercise, you can rapidly make a fairly accurate prediction of the profit or loss of the venture. Now is the time to use your own creativity in income estimation. Obviously, the studio will not be booked to capacity the day it opens, so it might be wise to assume a small per cent of booking initially, such as 20 per cent the first month, 25 per cent the second and so on, until 50-60 per cent utilization is predicted. By this time, the studio should be operating well in the black according to your predictions. Your accountant should be brought in to assist you with the proper format for presenting these pro forma statements.

The other document required is a *pro forma cash flow*. Simply stated, this lists the amount of cash-on-hand at the beginning of a period, anticipates cash income during the period, and deducts cash expenses for the same. The bottom line is your monthly cash flow, and this is carried forward as your cash-on-hand to start the next period. By referring to the previously-discussed pro forma statement, you can forecast the cash income for each period, and the same statement will also enable you to determine cash expenses. In preparing a pro forma cash flow, remember that cash collections will lag by at least 30 to 45 days from the date billed. (Of course, some clients will pay right away before they get their tapes, but others will drag you out for 60 or 90 days—45 is a pretty-good average.) The pro forma cash flow is an invaluable tool to determine how much cash you'll require for operating capital before the flow turns positive.

### **PROJECT DESCRIPTION**

Now is the time to write, in 300-750 words, a complete description of your new venture, what you hope to accomplish, and why you feel it's a good loan risk. Here is the place to talk about your own background, discuss your related experience, and do the same for the associates who'll be on-board when the doors open. If you happen to have any potential contracts for recording, have close friends in powerful places, or letters



Audiotechniques' "Ham" Brosious on the phone—no doubt solving another financing crisis. Note that Brosious keeps a copy of *db* next to the phone, so he should be able to solve just about any crisis that comes along.

from friendly clients indicating a willingness to record with you ... they all deserve a few lines. (Also have copies of the letters for inclusion with the complete presentation.)

When you sit down for your first meeting with the loan officer, you'll probably be asked why the bank should loan you money, or something like that. Having already written this out as part of the presentation will make it simple for you to rattle it off to the officer. You can bet that somewhere in the first interview you will be called on to discuss the project.

### PERSONAL FINANCIAL STATEMENTS

As sure as the Bee Gee's next album will be Platinum, is the fact that you will be asked for a personal financial statement. So beat 'em to the punch and bring it along on your first interview. The easiest way is to drop in to your own bank, and ask one of the loan officers for a personal statement form. Fill it out in detail, and do it neatly. Include with the statement a resume of the type used for job hunting. Be sure to include employment, personal and credit references.

When the bank officer asks if you'll personally guarantee the loan, it's better to come right out and say o.k. than to try to talk him out of it. In most cases, the loan "won't fly" without it. Lenders feel that a borrower who won't guarantee his own company's loan doesn't have much faith in it... so why should the lender?

### ACCOUNTANTS

Ask your accountant to help you with the preparation of all financial documents. If you don't have an accountant, stop whatever you're doing, and go get one! Borrowing money to start a new venture is serious business, and an accountant is one of the most-inexpensive forms of insurance to make sure you get off on the right track. (If you don't believe it, just try to fill out all those federal, state and city tax forms, plus compensation, withholding and corporate forms... you'll get dizzy just trying to keep up with them.) An accountant will also be a source of satisfaction to your investors and lenders.

When you go to the bank or the lender visits your place, try to have your accountant with you. His presence goes a long way to convince the lender that you're in good hands.

### THE LOAN INTERVIEW...HOPEFULLY, A ONE-ACT PLAY

Anticipate what the lender is going to want, and have it there the first time. He'll be impressed and pleased with your thoroughness, and it could just be the factor that tips the balance in your favor. And, consider the following suggestions:

1. Although it might hurt your artistic nature, try to look a

little business-like when you meet the lender. Even though you may regard the studio as a creative art form above mere commercialism, in the eyes of the lender it's a business, pure and simple. So, the more business-like you appear, the better are your chances for approval.

2. Take your accountant with you. It's just a little psychological edge, but two is better than one. If the accountant can't make it, take a business associate, but try to make it a duo.
3. Bring the whole presentation with you and be prepared to explain it point-by-point. This sales pitch should be done so well that you're proud of it and that you believe it. (Don't forget to keep copies in case you have to repeat the act at another lender's office.)

Just in case you've forgotten, the material you have on hand should include:

- a. The loan request and equipment list.
- b. Recording Industry economics and market definition.
- c. Studio profit analysis.
- d. Project description.
- e. Current and past operating statements.
- f. Pro forma projections.
- g. Personal financial statement and resume.

### FINANCING SOURCES

Generally, there are three sources for funds for studio loans: banks, leasing companies and private investors or lenders. With the exception of a few large companies, such as Westinghouse Credit and General Electric Credit, most leasing companies are, in fact, leasing brokers who usually turn to banks as a source for their funds. Because of their familiarity with the recording studio business, and since they are not restricted to one source of funds as banks are, the leasing companies frequently can get approval where banks fail. Audiotechniques, like major U.S. recording equipment dealers, usually refers prospective buyers who require financing to leasing companies. However, the dealer may also suggest that the purchaser's local bank be the first financing contact. In some cases, the local bank will not be interested in financing equipment, *until* the purchaser shows the bank that a leasing company is ready to provide the funds. (At that point the bank may decide to do the deal, just to keep outside financial institutions out of town!)

Well-established private lenders or guarantors will certainly help speed-up the financing arrangements. As my friend, "Kemp" says, "If we have a \$100,000 loan application collateralized by a \$100,000 Treasury Note, we'll make that loan nearly every day of the year (less 77 bank holidays, of course!). As far as the pros and cons of which type of financing is best, there is no right answer. What's probably right for your company is the kind of financing you can get. If none of these sources will back you, then, most likely, you're not ready for conventional financing. Just for openers, though, I'd try one of the three following leasing companies in the New York City area: (If you're not in the Northeast, then call your favorite dealer for his leasing company recommendations.)

Anthony Rosatto  
Leasetek Funding  
19 Sylvan Avenue  
Englewood Cliffs, NJ 07632  
(201) 886-0888

Lincoln Stevenson  
North American Leasing  
111 West 57th Street  
New York, NY 10019  
(212) 765-2005

Sandy Schneiderman  
Terminal Marketing  
15 Carefree Lane  
Suffern, NY 10901  
(914) 354-0440

# On The Technical Administration of a Studio

*The scheduling of routine inspections, along with prompt, efficient maintenance and repair work, will ultimately determine the quality of work produced in the recording or broadcast studio.*

**A**N IMPORTANT ASPECT of operating a recording or broadcast studio is that of keeping equipment finely tuned for peak performance. The administration of these chores usually falls upon the shoulders of the chief engineer, who must make sure that inspections are routinely scheduled and, that maintenance is carried out promptly and efficiently.

## GOALS

Usually, an administrator's commitment to these responsibilities will establish the studio's technical standards, and ultimately determine the quality of the work produced.

In the case of a studio just starting-up, the technical-management duties may have to be carried out by an individual not yet familiar with the administration and planning of equipment maintenance. Whether it's a one-man operation, or a staff of employees that divide the responsibilities, the goal of administering the technical facilities should be *to maximize studio income by minimizing equipment failures and studio downtime.*

Assuring the best performance from the electronic/electromechanical systems means that the studio engineer's success will not be influenced by the behavior of erratic equipment. Instead, the success of the session will depend solely on the talent and creative skills of the operating personnel. This is just a fancy way of saying that equipment should never get in the way of artistic accomplishment.

## MAINTENANCE SCHEDULES & RECORD KEEPING

A plan is needed. A schedule for routine inspection of each item of studio equipment is important. After considering the amount and type of use a given piece of equipment receives, a more-or-less regular inspection of its performance capabilities should be set up. This is the first principle of *preventive maintenance*. Solve minor problems *before* they become disasters. Devise an inspection schedule and stick to it. The schedule may change as operations fluctuate, but some base plan is a must.

There's a common difficulty with all conscientious inspection/maintenance efforts: The more that the equipment is used, the more frequently it should be checked, and *possibly* adjusted. But here's the dilemma: the more frequently the equipment is used, the less time there is to inspect and adjust. The smart

administrator does not get caught-up in this "damned if you do, damned if you don't" routine. The reality is, you're damned if you don't perform routine maintenance inspections. Time *must* be found—off-hours, early mornings, Saturdays, Sundays, or whenever. If necessary, time must simply be "blocked" for studio maintenance. A success-oriented management will soon regard the maintenance crew as a valuable "client." Each busy studio devises its own method of coping with its maintenance requirements. The important concept here is: *maintenance is vital to a studio's continual success.* Ignore it today, and you won't be so busy tomorrow.

Communicating is not a problem peculiar only to world politics. Recording and broadcast studios may also suffer from a break-down in communications, particularly when it comes to reporting an equipment failure or, describing a problem in clear enough detail to effect repairs. This may not be the fault of operating personnel. The studio engineer is busy enough trying to keep the client, the musicians and the producer happy, without getting bogged down with more paper work. A good technical administrator will recognize the need to facilitate and simplify troubling-reporting.

In broadcasting, a *trouble sheet* is often used to document equipment failures and/or losses of air-time. Operating personnel complete a trouble report at the occurrence of each equipment failure. Often, multiple copies are provided so that others are informed of operating difficulties, in addition to the chief engineer and his maintenance staff. This can sometimes be effective in informing management of problem areas, and perhaps loosening the purse-strings where there might otherwise be a temptation to continue equipment in service beyond its useful life.

Equipment Trouble Report			
Reporting Engineer	_____	Date	_____
Location	_____	Time	_____
Equipment Problem In Detail	_____		
_____	_____		
_____	_____		
Amount Of Downtime (If Any)	_____		
Maintenance Engineer	_____	Problem Reported	_____
Date Reported	_____	Time Reported	_____
Comments	_____		
_____	_____		

Irwin Diehl, founder of the Institute of Audio Research, New York, is currently employed as an independent consultant.



Anyone having spent time in both broadcast and recording studios may recognize a common emphasis on equipment reliability. It's true that the recording studio is usually not pressed to produce in "real time" in the manner that broadcasters are. But, the same pressures to minimize equipment breakdowns are ever-present in the recording studio. In fact, the per-minute loss of income due to a failure during a multi-track session can easily equal or surpass the income loss inflicted when the broadcast studio goes down.

The recording studios could do worse than to copy some of the administrative methods of their broadcast "cousins."

## MAINTENANCE AT THE RECORD PLANT

One of the larger and more successful recording studio operations on the eastern seaboard is Record Plant, New York. The Record Plant facilities consist of three 24-track recording studios and one 24-track mixdown studio. Each is equipped with an Ampex MM-1200 multi-track recorder, ATR-100 2 & 4-track machines, and a custom-designed Automated Processes console. The Cutting Room (a "sister" disc-mastering operation of Record Plant), and two 24-track remote trucks are also the maintenance responsibility of Michael Guthrie, Record Plant's chief engineer.

Other gear assigned to the care of Guthrie is the usual assortment of electronic musical instruments, amplifiers, and signal processing devices including digital delays, noise-reduction systems, expanders, compressors, etc..

Guthrie defines his general approach to equipment maintenance as: simple and direct. One important element of the Record Plant maintenance program is a *blue-card* system of trouble reporting. And indeed, the beauty of this system is its simplicity. The card, filled out by the recording engineer when a problem arises, serves as both a "flag to trouble" and permanent service record as well. In addition to listing the failure or defect, the corrective action taken will also be recorded. The cards, submitted at night, are reviewed at the start of the next day. This allows laying-out the maintenance work to be scheduled, in addition to the daily alignment of *all* tape recorders.

## LEARNING FROM HISTORY

Routine inspections of studio equipment, effective communicating to the maintenance staff of failures, and the organization of an efficient follow-up to correct defects, are important first principles of the technical administration of a studio. Secondary to these, but also important, is keeping an accurate history of each studio component.

There are several reasons for maintaining records of inspections and repairs. In certain instances, warranties with the manufacturer may be involved. If equipment is under warranty and has only "slipped" in its operating characteristics rather than having totally failed, a documentation of original-versus-current specs. can be a much-more-convincing argument than some technician's recollection of "how-it-used-to-work."

Another reason for keeping an equipment history relates again to communications. In a larger operation, the person(s) responsible for keeping the studio up-and-running should be able, at any time, to determine how a device failed and verify how the failure was corrected without taking it out of service and opening up the chassis for a personal inspection.

One more purpose in keeping accurate records is to allow "tracking" the performance of equipment. This can be another very useful instrument of preventive maintenance. For example, the wear of a multi-track reproduce head might be tracked over an extended period and its required replacement anticipated rather than discovered suddenly in the middle of that big string date.

In the same light, a history of each studio component's performance provides a reliable reference for evaluating current performance data.

A specific example would be a detailed chart, or table, that could be used to document the alignment of a multi-track tape recorder. Such a table would provide space for listing initial conditions, as well as final settings. The technician's first objective is to record the existing conditions, and second, to adjust *if* necessary. It should be emphasized that a record of how the technician found a device to be operating is just as important as how he left it operating. The additional data will help pin-point recurring problems, such as a record equalizer that regularly drifts.

## AND, AT ATLANTIC...

Atlantic Recording Studios, on NYC's west-side is another of the Big Apple's busier recording operations. Sami Uckan is chief engineer and in charge of the maintenance-administration of Atlantic's two 24-track recording studios and additional 24-track mixdown studio. MCI consoles and multi-track transports comprise the basic studio hardware. The Atlantic facilities also include two disc mastering rooms, tape duplication and a quality control department.

In this 24-hour a day, 7-day a week operation, one "secret" of Sami's success, in terms of staying on top of equipment check-out and repairs, is the studio's own custom-designed, remote trouble-shooting panel.

Again, simplicity is the key. The panel is merely several banks of switches to facilitate interconnecting the bench instruments (in the repair shop) to any of the Atlantic studio facilities. All equipment may be checked remotely from the repair shop. There's no need to remove gear from the studio or to bring test gear into the control room. Also, if equipment begins to act suspiciously during a rehearsal, discreet tests may be conducted from the shop location, without the least imposition on the client.

This system has reduced the time required for routine and emergency maintenance to a fraction of what it once was.

## INSTRUMENTATION FOR TESTING & REPAIR

The effectiveness of a maintenance operation can be assured only by provision of adequate facilities to inspect and repair studio components. The most-conscientious effort can be thwarted by an ill-equipped maintenance facility. Remember that a new piece of test gear for the shop is often more valuable than one more whiz-bang box in the control room.

A certain minimum complement of instruments are required for testing and evaluating professional audio equipment. Further, the recent directions of audio design and engineering suggest a second, "optimum" instrument complement, necessary for those studio operations that are planning to keep pace with this new age of audio.

## REFERENCES & STANDARDS FOR AUDIO EQUIPMENT CALIBRATION

Equally as important as the accuracy of measurements are the references and standards by which measurements are evaluated. Standard tapes, reference discs, and other reference devices are tools vital to proper maintenance.

Though brief, a general insight into the elements of administering a maintenance operation has been provided. For additional related information, the reader is referred to the bibliography of feature articles, which have appeared in recent issues of *db*. ■

## BIBLIOGRAPHY

- Jones, W., Audio Tests and Measurements—Part I, April, 1979. Part II, May, 1979. Part III, June, 1979.
- Clegg, A., Three-dimensional Analysis: It's About Space. April, 1979.
- Maguire, L., Distortion, and How it is Measured. April, 1979.
- , *db* Test Report—Leader LFR-5600. April, 1979.
- , Directory of Test Equipment Manufacturers. April, 1979.
- Morrison, R., Magnetic Tape Reproducer Calibrator. April, 1979.
- Plunkett, B., XY Response Plotters for the Studio. May, 1979.
- Lerner, R., Test Equipment Without Tears. July, 1979.
- Woram, J., A Mini-survey of Graphic Recorders. July, 1979.

JOHN M. WORAM

## The AES, SPARS, “Prosound International,” and IEE

*A roundup of upcoming conventions, and a look at some new organizations and societies for the audio industry.*

### AES

**O**NCE AGAIN, the next convention of the Audio Engineering Society falls into the “biggest ever” category. Some 150 exhibitors will be on hand to show convention visitors what’s new in pro’ audio, with demonstration rooms and exhibit booths now occupying five levels of the Waldorf-Astoria Hotel in fun city.

Special programs will include visits to local recording studios, a workshop on employment opportunities in audio engineering, and a special session on semi-professional equipment and associated techniques.

Technical sessions, include Digital Techniques, Signal Processing and Instrumentation, Magnetic and Disk Recording, and several others. The dates for this 64th convention are 2-5 November, 1979.

And next year, the Society’s 65th convention brings the AES back to London, which it last visited in 1975. This time around, the convention will be held at the London Hilton and Park Lane Hotels, on 25-28 February, 1980.

### SPARS

*“A profound event has occurred in our industry. The Society of Professional Audio Recording Studios (SPARS) has been formed, whose singular purpose it will be to address itself to the perplexities and challenges confronting sound recording studios.”* So says a recent letter from the newly-formed group, which lists among its goals:

- to establish a forum for professional audio studios as a positive and creative force
- to establish a standard of excellence throughout the professional audio recording industry.
- to establish a Code of Professional Engineering Practices to which the organization members will adhere.

Membership is open to studio owners and operators who meet SPARS qualifications, two of which include:

- the studio must have been established, and in business, for at least two years.
- the applicant must have at least one 24 (or more) track quality recording studio or quality mastering room.

Another qualification may very well be the ability to pay annual dues of \$2,000. So far, more than twenty studios are registered as founding members. The list reads like a “who’s who of recording studios,” from A & R in New York to Wally Heider in California. In between, there’s Atlantic, The Automatt, Record Plant, Soundmixers—to name just a few who have recently turned up here in db as well. Sigma Sound’s Joe Tarsia is acting Chairman of the Board.

SPARS will have a hospitality suite at the Waldorf-Astoria on 3 November, from 3:00 to 8:00 pm (during the AES convention), and invites interested studio owners to drop in for more information.

SPARS is one of several special-interest groups that have recently attracted industry notice. CAMEO is another (see *The New World of Creative Audio* in our July, 1979 issue). And, in England, there’s the Association of Professional Recording Studios (See *Convention Report: APRS 1979* in our September, 1979 issue).

Inevitably, group-watchers wag their fingers at the AES and mutter things like, “You see, you didn’t do your job, so this new group is going to do it for you.”

If the accusation has any merit, still, there are two sides to every story. With three conventions a year, a prestigious Journal, and a distinguished history of more than a quarter-of-a-century, the venerable AES must surely be doing *something* right. Yet critics (who wouldn’t dream of rolling up their sleeves and helping out) will sit on the sidelines and complain that

"someone should do something." Not themselves of course, but always, someone else.

On the other hand, the pace of some AES committees rivals that of the continental drift. Sometimes, it seems deliberations shall go on until a quorum reaches terminal senility. So, we shall hope that SPARS never gets to the stage where it does everything by committee. An aggressive organization of studio owners—specifically, *big* studio owners—could become a major force in advancing the entire industry, and a complement to the valuable services of the Audio Engineering Society.

SPARS is thinking about conducting seminars on a variety of subjects, including business management, methods of employee training, client relations, etc. Many of these topics are beyond the scope of the AES, so there's every reason to expect that SPARS will offer minimal conflict with AES activities. SPARS has set some ambitious goals for itself, and we wish them good luck.

#### PROSOUND INTERNATIONAL

From England comes word of "the first independent exhibition to cover all aspects of audio equipment and services..." The exhibition "...will provide a meeting place for manufacturers and visitors to interchange ideas and information..." Equipment will be demonstrated "...in suitable surroundings to potential buyers all over the world."

The key words here may be "independent" and "buyers." Again using the AES as our reference, presumably it is "dependent" on its voting membership for direction, while Pro-sound International is being organized by the independent Batiste Promotions and Exhibitions. As for buyers, the AES conventions are not "selling shows" (in order to protect the Society's non-profit status). That means you can't walk up to an exhibitor, pull out your checkbook and walk off with a new microphone.

To turn the AES convention into a selling show would require a complete turn-around in the Society's structure, and this might be self-defeating to the organization's primary purpose as a professional society.

Prosound International will be held in London, from 2-4 September, 1980. That's about two months before the AES's New York convention, and just six months-plus after the AES's own London show. And, the APRS should be holding its London exhibit in June—just about midway between the other two.

It looks as though 1980 will be a busy year for audio pros in London. And, can the industry support this proliferation of exhibitions? It would be too bad if one show began diluting the strength of another. On the other hand, a little competition can have a stimulating effect at times. And time alone will tell what the results will be. We'll try to keep you informed.

#### INTERNATIONAL ENTERTAINMENT EXPOSITION

Meanwhile, back in Nevada, USA, the Las Vegas Convention Center will be the site of the first annual exposition to be sponsored by the International Entertainment Association (IEA). Described as the "Cannes Film Festival" of the entertainment industry, the expo will comprise four days (11-14 December, 1979) of seminars, workshops and exhibits.

IEA draws its memberships from manufacturers, distributors and end-users of entertainment equipment. At the expo, production categories will include audio, lighting and disco equipment, and presentation categories range from hotels to discos, theaters, and cruise ships.

IEA has already attracted a favorable response from hotel and restaurant industry executives in search of a "super market" of up-to-date entertainment hardware.

An early news release lists almost 100 exhibitors, with a handful of names familiar to *db* readers (Accurate Sound, Cerwin Vega, Crown, Hammond Industries and others).

From all appearances, it looks as though "IEA #1" could have the potential to provide valuable exposure for the pro audio industry into some previously-neglected corners of the entertainment industry. ■



**Clean erasures in only 4 seconds with GARNER**

Gamer Audio Tape Erasers wipe tapes cleaner than new... with no noise residue. Simple, safe, continuous belt operation handles all sizes of reels, cartridges and cassettes. Several models: up to 16 inches. Also Video Erasers.

Garnier Erasers are now fulfilling the exacting requirements of many major organizations around the world...yet are so low priced that the smallest studio or station can afford one.

User reports..."It is a big improvement over what we used to use, or anything else on the market today."

—Ric Hammond, KNX Radio (CBS), Hollywood, Calif.



Call today or write for brochure.

**GARNER INDUSTRIES**

Dept. db-10 4200 N. 48th St., Lincoln, NE 68504, Phone: 402-464-5911

Circle 49 on Reader Service Card

**1 an**



ANCHOR 200: 8" x 12" x 8"  
55 watts output 0.15% THD



ANCHOR 100: 6" x 7" x 8"  
35 watts output 0.15% THD

**A SELF-ENERGIZED COMPLETE PA SYSTEM IN ONE NEAT PACKAGE.**

Compact, light-weight, easy to handle, versatile, with balanced microphone, phono and auxiliary inputs, speech/music equalization, and a "line output" mode that allows several units to be fed from a selected "master" unit. Send for free brochure.



Manufacturing Division  
P.O. Box 3586, Portland, OR. 97208  
(503) 223-1924

NAME \_\_\_\_\_  
ADDRESS \_\_\_\_\_  
CITY \_\_\_\_\_ STATE \_\_\_\_\_ ZIP \_\_\_\_\_

Circle 47 on Reader Service Card

DAVE RUBENSTEIN

# Understanding Magnetic Tape Specifications— Part I

*An overview of magnetic tape operation and “spec” terminology*

**T**HE TYPICAL STUDIO ENGINEER is a skilled professional who relies on his “golden ear” to transfer one medium to another. Although he is probably well-trained and skilled in the practical operation of recording and reproduction equipment, he may have but a surface knowledge of the true “physics” of the recording process. His skill with the equipment comes through verbal instructions, day-to-day experiences, and the few facts that can be coaxed from equipment manuals. This surface knowledge may be sufficient for the basic operations of the studio, but with a little further insight into the inter-relationship between tape and machine, the engineer can, without too much trouble, no doubt make a much better recording.

## **COPING WITH “SPECS”**

The recording or broadcast engineer may look at the specifications of a certain device, understand perhaps three-out-

of-ten pieces of data, and then make a decision based on a limited grasp of the information presented. All too many times, people choose one product over another for a totally non-technical reason, which in the end may lead to disaster, or at least, a little discomfort.

One of the most blatant trouble spots is tape selection and usage. With this particular software, some of the most horrendous double-talk is found, and the least amount of facts are readily available. The problem seems to lie in testing methods, and the interpretation of data by various manufacturers. Each company has its own standards, references, and methods of determining electro-acoustic and other data.

The first part of this article will deal with the technical terms and definitions found in most specification sheets for audio tape software. It is the intent to help prepare the engineer for the deluge of facts (and fables) he will uncover when trying to decipher a data sheet on magnetic tape.

## MAGNETIC TAPE PRODUCTION

Let's begin with a brief discussion of what comprises magnetic tape. First, there is the base material, usually made out of polyester. Polyester is commonly supplied in 26-inch-wide rolls, which are many thousands of feet in length. This base material is then coated with a solution called "slurry"—a suspension of a solid (oxide particles) in a liquid. The slurry contains billions of tiny particles of iron oxide, plus solvents and binder products. It is coated onto the base material extremely smoothly, and with precise tolerances for thickness. Before the slurry dries, a strong magnetic field orients the oxide particles in the same physical direction.

Next, the combination of base material-plus-coating is immediately passed through a dryer, and then proceeds through

a calendering process, in which highly-polished rollers polish the tape so that it has a beautifully-smooth surface sheen.

## THE PHYSICS OF MAGNETISM

In order to understand the facts, figures, curves and graphs found on a magnetic tape specification sheet, it is necessary to have a fundamental understanding of the physics of magnetism and the recording process.

To produce sound, movement of some kind is required. And, to alter a magnetic field, again one needs movement. The entire science of tape recording is based on alternating magnetic fields. To help visualize these alternating fields, think of a magnet having a north (positive) pole and a south (negative) pole. Then, imagine these poles reversing their polarity at varying speeds. You end up with a series of alternating positives and negatives; some changing quickly—others slowly.

The faster the poles change polarity, the higher the frequency. The slower the changes, the lower the frequency. Visually, a sine wave illustrates the changing polarity over a period of time. The sine wave shows an alternating current, with a positive polarization followed shortly by a negative polarization. As mentioned earlier, the speed at which the polarization changes determines the frequency.

If we wrap a coil of wire around a changing magnetic field, an electric current is induced within the coil. This current can be amplified, so that an audio reproduction of the alternating magnetic field is heard. Or, if an alternating electric current is passed through a coil of wire wrapped around an iron bar, the opposite effect occurs: a magnetic field is produced.


## TAPE HEADS AND MAGNETS

In reality, the heads on a tape machine are simply two C-shaped pieces of hard metal, with a coil wrapped around the

# The Versatile Quad-Eight CL22 Can Make It Better

**Compress. Limit. & Expand.**

At the heart of the most versatile signal conditioning device available lies an exclusive, advanced feed-forward VCA controlled circuit design. This helps to eliminate common control and distortion problems in ordinary, conventional compressors and limiters. Like all Quad-Eight precision modular products, the CL22 is available in 19" rack and standard 1-1/2" console configurations. Contact us now for more juicy details.



**For the Artist in Every Engineer.**  
Quad-Eight Electronics/Quad-Eight International, 11929 Vose Street, North Hollywood, California 91605, (213) 764-1516 Telex: 662-446

Circle 27 on Reader Service Card

www.americanradiohistory.com

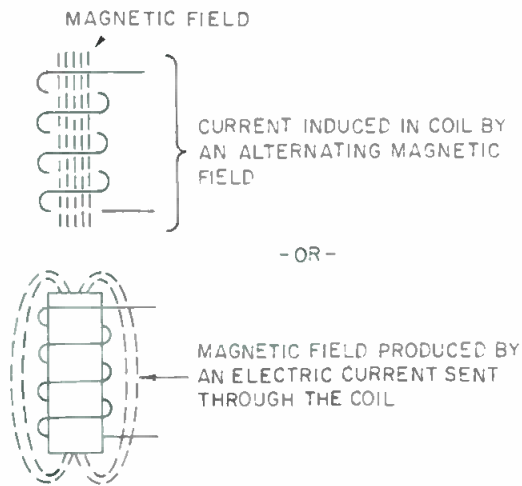


Figure 1. The physics of magnetism.

rear. The front section of the head has a tiny gap between the two C-shaped halves. This is the record, or playback, gap.

Recording heads also have another gap in the rear, approximately ten-times wider than the front gap. The reason for this rear gap is to help prevent the magnetic saturation of the head. However, this rear gap would result in too-low a sensitivity for optimum playback head performance, so these heads have a front gap only.

When the coil is energized with an alternating electric current, a magnetic field is generated within the metal of the head. Magnetic lines of force, or "flux lines" pass through the head, and across the head gap. Without tape, the magnetic flux has its maximum strength between the two poles of the gap. However, if a tape is present at the gap, the field lines will "detour" through the tape, because the oxide coating offers less magnetic resistance than does the air gap of the head.

When the magnetic tape, filled with tiny particles of iron oxide, passes across the head gap, the magnetization of the particles becomes fixed as they leave the magnetic field in front of the gap. But contrary to popular belief, the oxide particles do not actually move, since they have been permanently locked in position by the binder material. They merely receive a magnetic charge from the gap (either plus or minus), depending upon the moment that they leave the head gap area.

Playback is, for the most part, the reverse process, in which the oxide particles on the tape—which are now tiny magnets—pass across the playback gap and induce a magnetic field within the head that generates an electric current in the coil, which is then amplified.

### COERCIVITY AND RETENTIVITY

When one speaks of magnetic tape, coercivity and retentivity are two frequently-heard terms. Coercivity, measured in oersteds (Oe) is the amount of magnetism necessary to change the magnetic charge of a given particle. Retentivity, measured in gauss (G), is the amount of magnetic flux that remains on the tape after the magnetic field is removed. Coercivity and retentivity are proportional to the particular oxide material and the size of the particle.

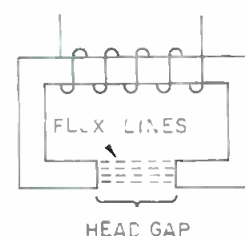
### THE HYSTERESIS LOOP


The so-called hysteresis loop may be used to better illustrate the relationship between coercivity and retentivity. In FIGURE 3, an increasing magnetic field has brought the tape to positive saturation. As the field collapses, the tape loses some of its magnetization, but retains the amount shown as  $B_r$ , when the field is reduced to zero. This is the tape's retentivity.

Now, as the field strength increases in the opposite direction, the tape is eventually demagnetized. The field strength required is shown by  $H_c$ . This is the coercivity of the tape. Further increasing the field strength eventually brings the tape to negative saturation.

The general shape of the hysteresis loop is an indication of the performance of a magnetic tape—the "squarer" the loop, the better the tape.

Figure 2. A record head. The flux lines across the head gap will bend to flow through a tape passing by the gap.





## AUDIO PADS MADE SIMPLE

with the


## RESISTIVE PAD CALCULATOR

Do you design, install, or maintain audio gear? This unique calculator will make your life easier.

When you need an H or an O pad, why search for the resistor values in the back of an old equipment catalog? Why fumble with formulas from your old engineering textbook? The Resistive Pads CALCULATOR puts the resistance values at your fingertips. PRECISE resistance values for T, H, Pi, and O pads in 1 dB steps up through 60 dB. Separate scales for 600 Ohm, 150 Ohm, and 600-to-150 Ohm pads. All in a convenient, simple-to-use slide chart.

The popular Resistive Pads MANUAL makes an ideal companion to the CALCULATOR. The MANUAL contains the pad data found in the CALCULATOR PLUS a detailed description of VU meter pads, complete with pad chart PLUS information on stereo splitting pads, bridging pads, pad selection, variable pads, attenuation measurement, and more!

**TO ORDER, SEND:**  
**\$6.95 for the CALCULATOR,**  
**or \$5.95 for the MANUAL.**  
**SAVE \$2.00 and order BOTH**  
**for \$10.90 (postpaid)**  
**Satisfaction Guaranteed**



formerly Electric Sound of Minnesota  
P.O. Box 634  
Anoka, Minnesota 55303

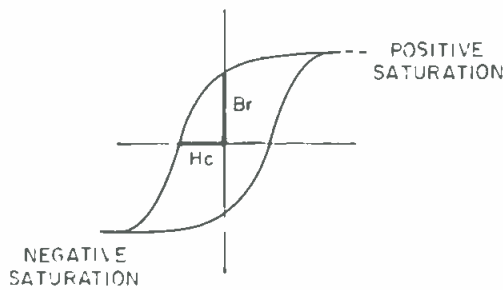


Figure 3. The hysteresis loop.

### IMPROVING COERCIVITY AND RETENTIVITY

"Doping" is the insertion of the element cobalt into the iron-oxide crystal structure. The result is a tape with a higher coercivity and, usually, a slightly-higher retentivity. However, there is an important drawback to cobalt-doped tapes. Compared to iron oxide, the cobalt is more-easily affected by temperature variations and mechanical stress. Therefore, if cobalt-doped tape is left in a heated environment, or placed under great physical stress, the results will be a tape with loss of level.

So as usual, "all that glitters is not gold." At this time, the only other known method to increase the coercivity of a tape is to use pure metal particles instead of an oxide. Pure metal powder may have a coercivity of up to 1500 oersteds, yielding approximately 3000 gauss. Tapes made with metal-powder particles have an extremely-high signal-to-noise ratio, and good high frequency characteristics.

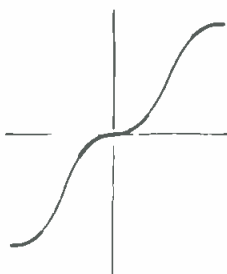
Metal tapes are hard to coat, due to the fact that pure metal powder is pyrophoric (capable of igniting spontaneously in air—Ed.). Therefore, the material is extremely dangerous to work with in its raw state. At the moment, metal-particle tapes are still quite expensive.

Another drawback to metal-particle tapes is that, in order to cope with the extremely-high coercivity, one must use special heads and bias oscillators. (The higher coercivity particles require a greater magnetic field in order to record or erase the tape.) This too becomes very costly, and presents compatibility problems when metal-particle and standard-oxide tapes are to be used interchangeably.

### ACHIEVING LINEAR RESPONSE

The closer a particle is to yielding a linear response, the better the particle is for magnetic sound reproduction. But so far, all magnetic substances are still quite non-linear. FIGURE 4 shows the transfer characteristic, or remanence curve, of a magnetic tape. Note the non-linear segments at both extremes, and in

Figure 4. The remanence curve shows the transfer characteristic of a magnetic tape. The heavy line segments indicate the non-linear portions of the transfer characteristic.



the center region. Early recording efforts were hampered by these non-linear segments, which caused distortion at low and high recorded levels.

### BIAS

Eventually, it was realized that the addition of a d.c. bias current would shift the applied audio signal into one or the other of the linear portions of the transfer characteristic. The result was somewhat less distortion. This was better, but still not quite the answer. Later, it was determined that by using a high frequency bias current, distortion could be greatly reduced, even at higher levels. This is due to the fact that d.c. magnetization only utilized one-half of the remanence curve, whereas a.c. bias affected both the upper and lower segments. The a.c. bias current is of course many times higher in frequency than the highest audio frequencies, and enables the engineer to record at much higher levels with much lower distortion.

### DISTORTION VERSUS BIAS

Distortion is the addition of harmonics of an applied frequency. Because of its prominence, the third harmonic is most disturbing to the ear. Therefore, unless otherwise specified, distortion measurements usually refer to third-harmonic distortion (thd).

Symmetrical curves, like the hysteresis loop of magnetic tape, and the curves of push-pull electronics, produce odd-numbered harmonics. Non-symmetrical curves, such as those of class-A and single-stage amplifiers, produce even-numbered harmonics. Since magnetic tape does have a symmetrical curve (as mentioned previously), odd-harmonics are the ones produced. However, any harmonics above the third are usually insignificant, and therefore not measured.

Bias minimizes distortion, by moving the applied audio signal away from the knee (center section) of the remanence curve, into the more-linear segments of the curve. This is shown

## BUILDING A RECORDING STUDIO?

Make us your first call.

**Audiotechniques**  
**(203) 359-2312**

We're not only the biggest, we think we're the best, by far! We've been building studios for nearly eight years and have more years of combined professional audio engineering experience than we like to admit. Initial planning, financing, designing, equipment installation, maintenance . . . they're all our business. If your business is recording, you should be talking to us.

Circle 22 on Reader Service Card

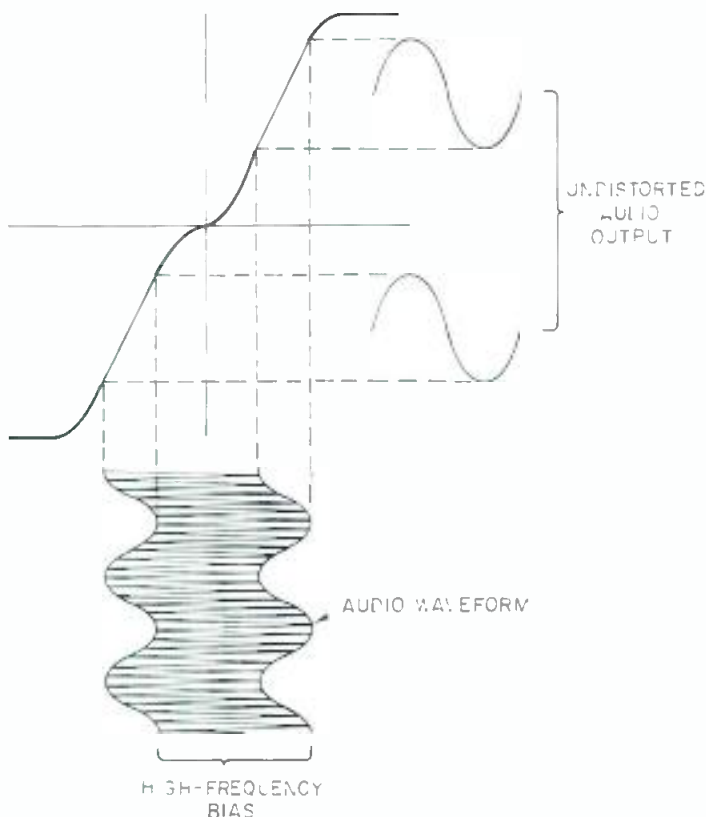


Figure 5. A.C. bias moves the applied audio signal away from the non-linear portions of the transfer characteristic.

in FIGURE 5, where the bias-plus-audio is shown on the Y axis, and the audio-only is seen on the X axis.

The bias frequency is so high that during playback it is not reproduced, due to the limitations of the playback head.

### OPTIMUM BIAS LEVEL

The question may now arise: How much bias current is required? This depends on the chemical makeup of the tape, and is determined by the manufacturer. Two important parameters help decide the best bias setting. These are: frequency response and low-frequency distortion. Another consideration may be compatibility with other tapes, so that the user need not constantly re-adjust his tape recorder for every different tape that he is called upon to use. The amount of bias is also dependent on the coating thickness and coercivity of the tape. The thicker the coating, and higher the coercivity, the greater the magnetic field necessary to penetrate the coating. Therefore, the greater will be the amount of bias current that is required.

It is well-known that, as one increases the amount of bias from zero, the output of the tape increases. Then, if the bias continues to increase, after the peak-output point, the high-end response begins to fall off. At the same time the high end is decreasing, the low-end distortion is also decreasing. And now we have a conflict-of-interest. One wants a beautiful high-end response, and low, low-end distortion. Therefore, there must be a compromise as to the amount of bias used, especially at lower tape speeds.

Another factor—coating thickness—also brings with it a conflict-of-interest. A thicker coating will yield a greater low-end response, and a thinner coating (requiring less bias) will yield a better high-end response. The thick coating yields a better low-end response because a low frequency has a longer wavelength. Therefore, the entire coating is used in playback for lower frequencies, whereas only the outer layer of the coating is used for playback of the higher frequencies, due to the shortness of the wavelength. The following formula illustrates the coating-thickness phenomenon;

$$DA = 54 \times \frac{A}{\lambda}$$

DA = Damping factor, in dB

A = Distance between magnetic particle and playback head.

$\lambda$  = Wavelength.

Example: The lower part of a coating has a ten-micron distance from the reproduce head. The wavelength of an applied audio signal is 38 microns. Compared to the surface of the tape, what is the attenuation of a signal from this area of the tape?

$$DA = 54 \times \frac{10}{38} = 14.2 \text{ dB}$$

To review, we can say that the factors which determine bias setting of a given tape are:

1. coating thickness.
2. coercivity.
3. high-end frequency response.
4. low-end distortion.
5. bias compatibility and record equalization.

### MODULATION NOISE

Still another factor is modulation noise. This type of noise occurs from coating inhomogeneity and transversal vibration of the tape as it passes the head gap, causing extraneous noise while the tape is being recorded. It happens as an interaction between head and tape, resulting in mechanical oscillations, especially noticeable on low frequencies.

Agglomerations, as well as shortages, of particles accentuate modulation noise, as these areas pass across the head. The amount of bias also affects modulation noise, or, to put it another way, modulation noise varies with bias setting. Luckily, modulation noise usually follows the curve of low-end distortion. Therefore, if the bias is set properly for low-end distortion, then it is also set properly for modulation noise.

### OUTPUT LEVEL VERSUS HEAD GAP

Head gap has been mentioned before, but needs some further comment here, since it too can greatly affect the output level from the playback head. In playback, the narrower the head gap, the better the high frequency response, because the head gap must be less than one-half as wide as the shortest wavelength it is to play back. When the head gap dimension equals a given wavelength, and that wavelength passes before the head, there will be no flux change. If there is no flux change, there is no current induced in the winding—hence, no sound.

Therefore, an extremely-narrow gap is necessary to reproduce those very high frequencies, especially at slower speeds. As far as the record gap is concerned, a wider gap permits a greater penetration of the magnetic field into the tape, and a somewhat lower modulation noise.

Most older studio recorders had a record gap of about 20 microns (0.8 mil) and a playback gap of 5 microns (0.2 mil). Modern multi-track machines, which use the record head simultaneously as a playback head, may have a record gap of 5 to 8 microns, while the regular playback head has a gap width of about 3 microns.

### MAXIMUM OUTPUT LEVEL

The maximum output level curves for 3 per cent and for 1 per cent thd reach their maximum at the bias setting where the minimum thd (at some fixed output level) occurs. If the maximum output level at 3 per cent thd reaches a maximum and then drops more than 1 dB without rising again, one can rest assured that the record head is saturated by bias and record current, and what you are in reality measuring is the distortion of the head.

The curve for maximum output level at 1 per cent thd must follow the thd curve at the reference level. In other words, when the thd at reference level is at a minimum, maximum output level at 1 per cent thd is at its maximum.

Part II of this article will be based on the information presented above. So before continuing, the reader should make sure he thoroughly understands what has been covered so far.

(To be continued next month)



# WHY JBL FLATTENS THE COMPETITION.

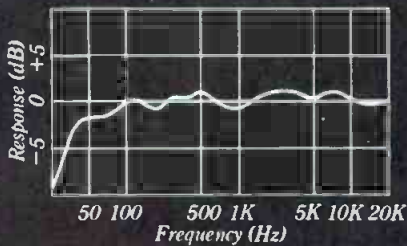
## INTRODUCING THE 4313.

Flat frequency response. It means accuracy. Naturalness. Reality.

JBL gives it to you without the bigger box that you'd expect along with it, since the 4313 only measures about 23" by 14" x 10"!

This new, compact professional monitor produces deep, distortion-free bass. And does it with a newly developed 10" driver.

Its massive magnet structure and voice coil are equivalent to most 12" or 15" speakers. Yet it delivers heavy-duty power handling and



*On-axis frequency response,  
4313 monitor.*

a smoother transition to the mid-range than most larger-cone speakers.

The 4313's edge-wound voice coil midrange accurately reproduces strong, natural vocals and powerful transients.

Up top, a dome radiator provides high acoustic output with extreme clarity and wide disper-

sion. A large 1" voice coil gives it the ruggedness needed in professional use.

Working together, these precision-matched speakers offer superb stereo imaging, powerful sound levels and wide dynamic range.


Audition the 4313 soon.

We think you'll agree that its combination of flat response, power and moderate size flattens the competition.

James B. Lansing Sound, Inc.,  
8500 Balboa Boulevard,  
Northridge, California  
91329.



**FIRST  
WITH THE  
PROS.**



Circle 39 on Reader Service Card

# A Visit to AKG

*An AKG technological update—research-in-progress, and a preview of some new developments.*

**S**OME PEOPLE THINK that an editor's life is an easy one, free from most of the hassles that beset the rest of the world. (About time you admitted it—Publ.) But let me assure the reader that such is indeed not the case. Sometimes—when answering the call of duty—an editor is summoned to a far-off land, in order to bring the word back to the readers.

For example, earlier this year, *db* responded to a call from a little company with an incredibly-catchy name; *AKG Akustische und Kino-Gerate Gesellschaft mit beschränkter Haftung*. The company is well-known to outsiders (and to insiders as well), simply as AKG Acoustics. It seems they wanted us to send a reporter off to their home office, for a technological update, and that home office just happens to be in Vienna, Austria.

Now Vienna is a very dangerous place. There are pastry shops on almost every corner, as well as sinister cafes that lure the unwary traveller with Sacher tortes and Viennese coffee. But, setting aside all thoughts of personal safety, I dutifully packed my bags and was soon off to the airport. Our publisher was so impressed with my devotion to duty, he quickly packed *his* bags too, and joined me. (A little *too* quickly as I recall, but that's another story.)

Usually, visits such as this one are timed to the release of an important (to the company, anyway) new product. Not this time though. As mentioned already, the purpose of this meeting was merely a technology update, to offer the visitor a glimpse of research-in-progress, and a preview of some new developments that may eventually show up in future products. Some of what we saw was already familiar—some wasn't. For example;

## REVERBERATION

Remember when spring-type reverberation systems were "boing boxes"? Some years ago, AKG proved that springs didn't have to sound "springy," when the BX-20E Reverberation Unit was introduced. The BX-20E used a torsional transmission line, in which the spring-wire surfaces were acid-etched, and the spring coil varied through different winding radii, as well as by the use of statistically-distributed partial turns (in the winding).



A prototype of the BX-5E reverberation system.



Meanwhile, back at the drawing board...variations in spring design are tested, and re-tested.

The TDU-7000 time delay unit.



As with everything else in the recording studio, some listeners preferred the sound of the BX-20E, while others didn't. However, the system was an immediate success, and was eventually followed by the still-smaller BX-10E.

While in Vienna, we got a look at the insides of the BX-5E. Unlike its two-channel predecessors, the rack-mountable BX-5E uses a single, common reverberation system, although there are two separate inputs and outputs. Each has its own parametric equalizer (500-5,000 Hz), with variable "Q", and continuously-variable boost-to-cut at the selected center frequency. A fourth potentiometer permits up to 10 dB of bass cut or boost at 100 Hz. Input sensitivity may be set over a 34 dB range, via a six-position switch, and intensity controls permit the mixing of dry and reverb signals. Decay time may be set at 1, 2, or 3 seconds.

#### TIME DELAY

The TDU-7000 will accommodate up to eight input and output modules in various combinations (4 in/4 out, 1 in/7 out, 2 in/3 out [each input], etc.). Each input module has its own input level control, and an eight-segment led indicates deviation from nominal input level, over a 34 dB range. On each output module, delay time is adjustable in 1 ms. increments, up to a maximum of 399 ms. Toggle switches turn the delay on and off, and reduce the delay to one-tenth the indicated setting. An optional extension module provides an additional 200 or 400 ms. delay.


#### MICROPHONES

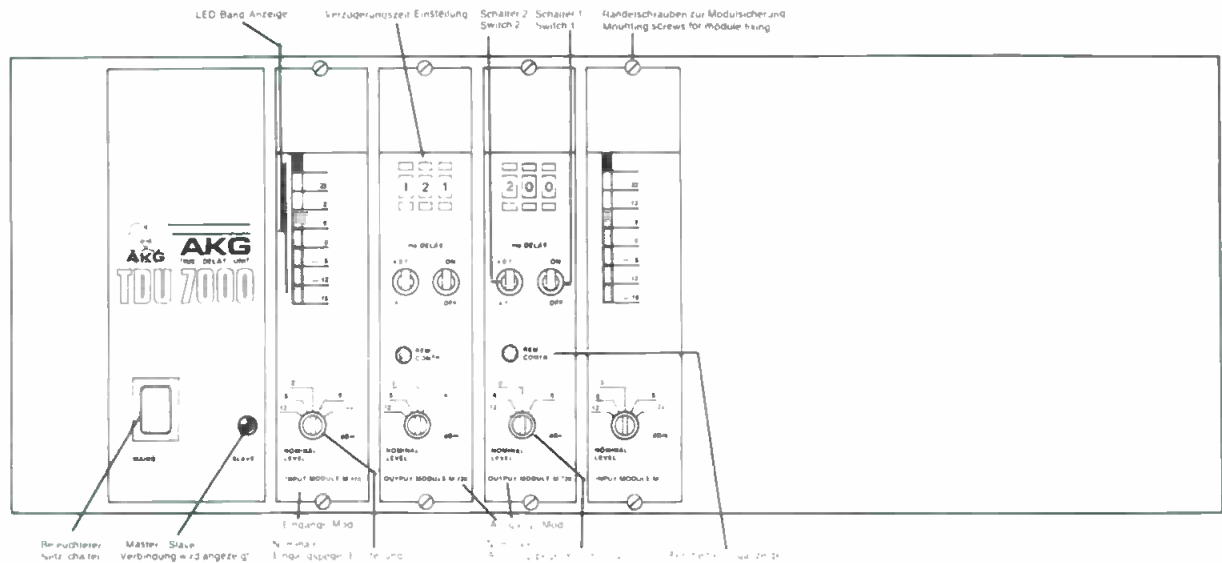
Does anyone remember the old C-12 (tube) condenser microphone? By now, it's almost a memory, and the few left in service here and there are jealously guarded as "studio treasures." Today, AKG uses the CK-12 large-diameter, double-diaphragm capsule in its C-414EB, C-422, C-424 and CK-4 series. Of course, the C-414 needs no introduction here—it's been a studio favorite for many years now.

The C-422 is a stereo microphone, whose upper capsule may be rotated through 180 degrees, for MS or XY operation. To aid in critical mic placements, each capsule has its own narrow-beam, high-brightness led built into its casing. This should make life a lot simpler for engineers who use such microphones far above the orchestra, and spend a lot of time wondering whether the capsules are properly oriented. As an added touch, the leds may be turned on or off from the remote power supply/polar pattern selector housing.

The C-424 bears a superficial resemblance to the C-422, although all four diaphragms within the two capsules are electronically separate, giving the engineer four cardioid outputs to muck about with.

A prototype card for the TDU-7000 gets its insides probed for vital signs.





The front panel of the TDU-7000.

And, for C-451 users, the CK-4 is a screw-on capsule offering (finally!) a bi-directional polar pattern. In many studios, the figure-8 microphone is all but ignored these days—too bad, since it can be a valuable tool in certain applications. It will probably never surpass the popularity of the cardioid, but perhaps the CK-4 capsule will help some of us to re-discover the value of figure-8s in certain applications.

The C-34 is a smaller stereo microphone, which also offers remote control of polar patterns—but no leds on this one. The C-33 offers cardioid outputs only, and a second variation—the C-34MS—offers one cardioid and one bi-directional output, for MS pickups. The C-34MS was specially-developed for the Austrian Broadcasting Corporation, and is not yet part of the standard AKG product line.


The C-422 stereo condenser microphone.

On the remote power supply, the toggle switch turns the C-422's leds on and off. Two nine-position switches control the polar patterns of each capsule independently.



The bi-directional CK-4 capsule for the C-451. The housing encloses AKG's CK-12 large-diameter, double-diaphragm capsule.



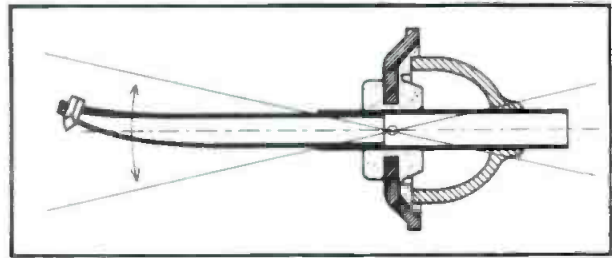


A C-414EB is about to undergo some indignities. Once a plastic cover is placed over the microphone, engineers will evaluate performance under typical South American rain forest conditions.


### PHONO CARTRIDGES

As most readers know only too well, there's no shortage of phono cartridges on the market. So, when AKG decided to enter this sector of the marketplace, a question naturally came up: "Why?" Well, why not? Chief engineer Werner Fidi had decided that with AKG's experience with other transducers, the company's expansion plans should logically include the development of a phono cartridge.

The performance of phono cartridges is no-doubt best covered in the hi-fi press, although perhaps db readers will be interested in a brief review of AKG's approach to magnetic cartridge design.



The transversal suspension system uses a single pivot point.




In conventional suspensions, there may be some frequency-dependent shifting of the pivot point.

The AKG Transversal Suspension System is a "moving-iron," rather than a moving-magnet cartridge. That is, the stylus shaft terminates in a very-thin-walled, soft-iron tube, armature system, and the magnet is placed with the body of the cartridge itself. According to AKG, this substantially reduces the moving mass of the stylus assembly.

# 4600 SMPTE Tape Controller

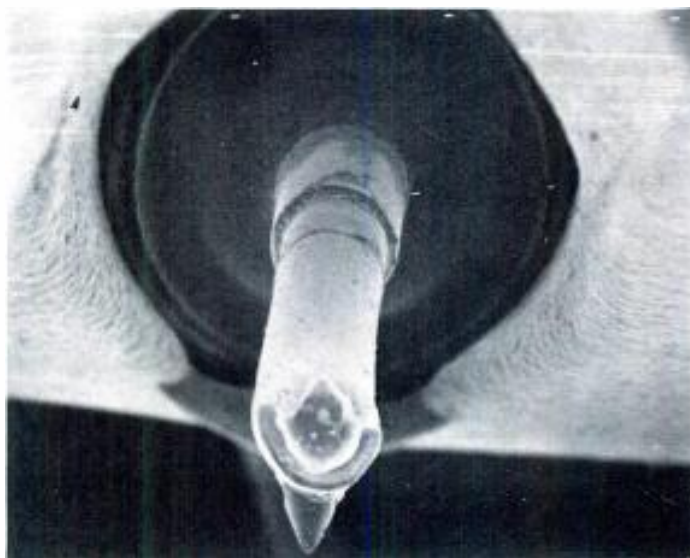
Before you do another multi-track session, call us for a personal introduction to electronic audio editing.



The BTX Corporation | 438 Boston Post Road, Weston, Massachusetts 02193 • (617) 891-1239  
6255 Sunset Boulevard, Hollywood, California 90028 • (213) 462-1506




An electron microscope reveals some close-up views of an AKG stylus assembly.



a. 35x magnification



b. 100x magnification



c. 100x magnification


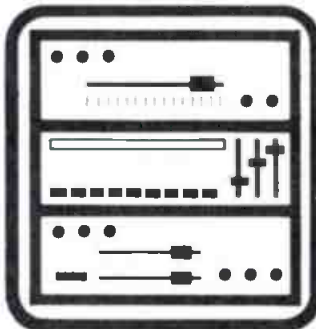


d. 1000x magnification


In moving-magnet designs, AKG points out that the theoretical pivot point of the magnet may shift at high frequencies. By contrast, AKG uses a single-pivot-point suspension, and there should be no spurious frequency-dependent forces exerted on the stylus cantilever.

In a description of the system, AKG notes that the basic idea is fairly simple (as are all good ideas, once someone else has thought of them).

And what a good idea it was to visit Vienna, and AKG! Austria is the birthplace of Haydn, Mozart, Schubert and a host of other famous names in the world of music. Others (Brahms, Mahler, Beethoven, for example), whose parents lived elsewhere, made up for the oversight by spending much of their most-creative periods in Vienna. Music is in the air—chief engineer Fidi is himself an accomplished pianist. I should have asked him what mics he likes on piano. Oh well, maybe next time. ■



# INTERNATIONAL ENTERTAINMENT EXPOSITION DECEMBER 11-14, 1979 LAS VEGAS CONVENTION CENTER



**Seminars for Professional Sound and Lighting Personnel**

**The Sound System:**  
*Tuesday, 9:45-11:15 A.M.*  
 Bob Heil, Bob Heil Sound  
 Glen Meyer, Electro-Voice  
 Tom Walter, Community Light and Sound  
 Cerwin Vega (to be announced)  
 Michael Pettersen, Shure Brothers  
 Don Pearson, Ultrasound  
 Ray Kimber, RKB Industrial Inc.  
 Others to be announced

**Lighting, Engineering the Perfect System:**  
*Wednesday, 9:45-11:15 A.M.*  
 Jim Moody, Sundance Lighting  
 Bill McManus, McManus Enterprises  
 Bob See, See Factor  
 Chip Monck, Moderator  
 Rich Bay, P&B Lighting  
 Ted Van Bemmel, Vanco Stage Light  
 T.J. McHose, FM Productions

**The Lighting Worlds—Cross Breeding:**  
*Tuesday, 4:30-6:00 P.M.*  
 Imero Fiorentino, IFA Associates  
 Lee Watson, Lighting Dimensions Editor  
 Marly Aronstein  
 Jim Moody, Sundance Lighting  
 Tom Folsom, Crews Folsom Assoc.  
 Brian Edwards, Wavelength

**The Special Event—THE KISS SHOW:**  
*Wednesday, 4:30-6:00 P.M.*  
 Bill McManus and Associates

**Sound Reinforcement—State of the Art:**  
*Wednesday, 11:30-1:00 P.M.*  
 Steve Neal, FM Productions  
 Jack Maxum, Showco  
 Stan Miller, Stanall Sound  
 Chip Monck, Moderator  
 Northwest Sound (to be announced)

**The Rock Tour:**  
*Thursday, 9:45-11:15 A.M.*  
 Robin McGrüder, Showco  
 Larry Hitchcock, FM Productions  
 Elliot Krowe, See Factor  
 Chip Monck, Moderator  
 Northwest Sound (to be announced)

**Lighting Equipment Marketing:**  
*Tuesday, 11:30-1:00 P.M.*  
 Bob Schiller, Strand Century  
 Joe Bates, Litelab  
 Dr. Joel Rubin, Kleigl Brothers  
 Tom Plincu, Berkey Colortran  
 Marge Roman, Olesen  
 Larry Cada, Diversitronics  
 Bob Benson, Skirpan



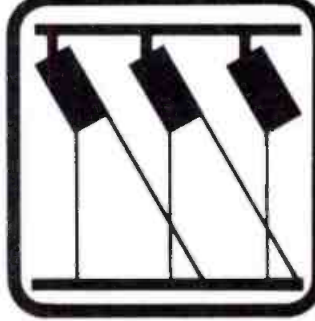
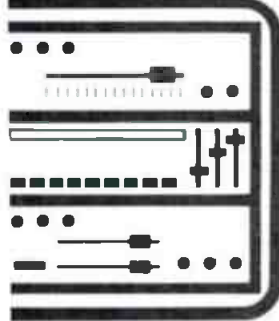

**Running a Successful Stage Equipment/Supply House:**  
*Thursday, 9:45-11:15 A.M.*  
 Jack Ransom, Metro Lites  
 Grand Stage Lighting (to be announced)  
 Barbara Brennan, Cinema Services  
 Jan Musson, Musson Lighting  
 Marge Roman, Olesen  
 Lee Watson, Lighting Dimensions, Editor-Moderator

**Laser Technology:**  
*Thursday, 11:30-1:00 P.M.*  
 Ivan Dryer, Laser Images  
 Bart Johnson, Laser Displays  
 Carl Schultness, Spectra Physics  
 Dick Sandhaus, Science Faction  
 Brian Castelle, Bur. of Radiological Health

**Safety Standards:**  
*Thursday, 4:30-6:00 P.M.*  
 Dr. R.W. Davidson, Alexander and Alexander  
 Others to be announced

**Running a Successful Sound Installation and Service Operation:**  
*Thursday, 11:30-1:00 P.M.*  
 James Eliot, Audio Unlimited  
 Charlie Moore, Dimension Five Sound  
 Larry Jaffe, DBX-Moderator  
 Barry Brownell, Brownell Sound  
 Claire Ford, Ford Audio

**Performers Speak Out—Leading Performers Discuss the Live Show:**  
*Friday, 11:30-1:00 P.M.*  
 Chip Monck—Moderator  
 Speakers to be announced  
 Plus more to be announced.



Company \_\_\_\_\_  
 Title \_\_\_\_\_  
 Address \_\_\_\_\_  
 City \_\_\_\_\_ State \_\_\_\_\_ Zip \_\_\_\_\_  
 Telephone \_\_\_\_\_

Please return to:  
 American Expositions, Inc.  
 One Lincoln Plaza  
 New York, New York 10023  
 For more information:  
 Telephone: 212 691 5454

Circle 51 on Reader Service Card

Closing date is the fifteenth of the second month preceding the date of issue.

Send copies to: Classified Ad Dept.  
db THE SOUND ENGINEERING MAGAZINE  
1120 Old Country Road, Plainview, New York 11803

Minimum order accepted \$10.00.

Rates: 50¢ a word.

Boxed Ads: \$25.00 per column inch.

db Box Number: \$1.00 per issue.

Frequency Discounts: 3 times, 10%; 6 times, 20%; 12 times, 33%.

ALL CLASSIFIED ADS MUST BE PREPAID.

## FOR SALE

AMPEX 2 TRACK RECORDER with 375 Inovonics; Scully 280-2 track recorder; Eventide Omnipressor; Urei 176 limiter; Fairchild 666 compressor. All Excellent Condition. Virtue Studios (215) 763-2825.

IVIE SOUND ANALYZERS, all models in stock—demo models and discounts available—sales and rentals. Theatre Technology, 37 W. 20th St., New York, NY 10011 (212) 929-5380.

FOR SALE: AMPEX 8 and 2 track. Spectrosonics console. JBL 4350 monitor speakers. (415) 232-7933.

AMPEX SPARE PARTS; technical support; updating kits, for discontinued professional audio models; available from VIF International, Box 1555, Mountain View, Ca. 94042. (408) 739-9740.

MEET Badcap at the AES show.

Lexicon Prime Time: FOR IMMEDIATE DELIVERY. UAR Professional Systems, 8535 Fairhaven, San Antonio, TX 78229. 512-690-8888.

AMPEX, OTARI & SCULLY recorders in stock for immediate delivery; new and rebuilt. RCI, 8550 2nd Ave., Silver Spring, MD 20910. Write for complete product list.

THE LIBRARY . . . Sound effects recorded in STEREO using Dolby throughout. Over 350 effects on ten discs. \$100.00. Write The Library, P.O. Box 18145, Denver, Colo. 80218.

REELS AND BOXES 5" and 7" large and small hubs; heavy duty white boxes. W-M Sales, 1118 Dula Circle, Duncanville, Texas 75116 (214) 296-2773.

dbx 155: FOR IMMEDIATE DELIVERY. UAR Professional Systems, 8535 Fairhaven, San Antonio, TX 78229. 512-690-8888.

PUT A  
**Littlite**<sup>TM</sup>  
ON THE SUBJECT!  
Gooseneck lamps from Littlite.  
2828A Stommel Rd • Ypsilanti, Mich 48197

## STOCK CLEARANCE

REVOX, OTARI, TECHNICS & other quality recorders, mixers, headphones, mics, pre and power amps, speaker, etc. Lists from—**Entertainment Sound Services, Inc., P.O. Box 66 Madison, Ala. 35758. (205) 772-0251.**

AMPEX TAPE. Factory fresh, quality inspected. ¼-inch and wide widths. We ship around the world. **Techniarts, 8555 Fenton Street, Silver Spring, MD 20910. (301) 585-1118.**

For SALE: IF YOU are looking for well maintained recording equipment, try calling **Criteria Recording Studios (305) 947-5611.** We are always up-dating our studios and can offer consoles, tape machines, and many other items at a good price.

REINFORCEMENT, RECORDING, DISCO equipment featuring Electro-Voice, Tapco, Numark, Whirlwind, etc. Competitive prices with fast competent mail order service is our specialty. Write or call **Sonix Co., Dept. D, Box 58, Indian Head, MD 20640 (301) 753-6432.**

BEST PRICE ON TEAC, Tascam, Ampex Sennheiser, Allison, Eventide, Sound Workshop, UREI, BGW, Electro-Voice, Lexicon, ADR, Marshal, Orban, JBL and more. **Paul Kadair's Home and Commercial Audio, Baton Rouge, Louisiana (504) 924-1006.**

**WANTED  
RECORDING  
EQUIPMENT  
OF ALL AGES AND  
VARIETIES**

*microphones, outboard gear,  
consoles, tape decks, etc.*  
Dan Alexander  
6026 Bernhard  
Richmond, Ca. 94805 USA  
(415) 232-7933 or (415) 232-7818

CROWN QUAD RECORDER, \$750.00. Ampex 300 ¼ and ½ inch transports with consoles \$400.00 each. 400 half-track with cases \$250.00. 351 electronics, \$160.00. Magnecord 1028-2 new heads \$250.00. 1028 no electronics \$75.00. PT6A, PT6J (2), PT6M \$100.00. **Ashley (215) 338-1682.**

12½ in. NAB 0.050 in. ALUMINUM FLANGES. This new item in stock for immediate delivery. For prices, call or write, **RECORDS RESERVE CORP., 56 Harvester Ave., Batavia, N.Y. 14020. (716) 343-2600.**

AMPEX AND NAGRA TAPE RECORDERS: ART-100, ATR-700 stocked. Laboratory alignment, calibration, and quality assurance. Washington's most experienced professional audio dealer. **Techniarts, 8555 Fenton Street, Silver Spring, MD 20910. (301) 585-1118.**

EMS VOCODER 2000 (1978) \$3,550.00 or near offer. **TRAKS, Inc., 1943 N.E. 148th Street, North Miami, Florida 33181.**

NEW CONCEPT METAL REELS. End "walk-around." Latch holds tape at start any FWD mode, automatically releases end any Rev. mode. EIA, NAB for ¼" and ½". Catalog. **R F Products Co., P.O. Box 270, Lyons, NJ 07939.**

AMPEX, OTARI, SCULLY—In stock; all major professional lines; top dollar trade-ins; 15 minutes George Washington Bridge. **Professional Audio Video Corporation, 384 Grand Street, Paterson, New Jersey 07505. (201) 523-3333.**

H/H ELECTRONICS STOCK liquidation; buy direct and save on H/H Stereo PA mixers: 8 input—\$650.00 (list \$1,250.00); 12 input—\$745.00 (list \$1,450.00); 16 input—\$1,120.00 (list \$2,150.00); Effects Module \$345.00 (list \$650.00); Stage Box \$335.00 (list \$650.00). Full one year warranty, 10 day money back guarantee. Prices include shipping, Conn. residents add 7% sales tax. Write or call for literature: **AML, 652 Glenbrook Rd., Stamford, CT 06906 (203) 359-2312.**

AKG, E/V, Sennheiser, Shure, Neuman: FOR IMMEDIATE DELIVERY most models. **UAR Professional Systems, 8535 Fairhaven, San Antonio, TX 78229. 512-690-8888.**

ELECTRO-VOICE 30% DISCOUNTS and more on all Sentry and Interface speaker systems including Sentry III, Sentry IV-B, Sentry V, etc. 25%-plus discounts on all Electro-Voice microphones, raw speakers, and P.A. products. Immediate shipment. Call for quote—7 days. **(312) 368-0662.**

CANARY MIXING DESKS in stock. 24/4/2, 24/2. Direct London imports. Custom Audio Services. **(814) 237-1351.**

**FREE CATALOG & AUDIO APPLICATIONS**



CONSOLES  
KITS & WIRED  
AMPLIFIERS  
MIC, EQ ACN LINE,  
TAPE, DISC, POWER  
OSCILLATORS  
AUDIO, TAPE BIAS  
POWER SUPPLIES

**OPAMP  
LABS INC**

1333 N. SYCAMORE AVE  
LOS ANGELES, CA. 90038  
(213) 934-3566



TASCAM, TEAC, SOUND WORKSHOP, Technics Pro, Otari, dbx, MXR, ADS, Eventide, E-V, Shure, Maxell, Ampex, UREI, Stax, Sennheiser, Orban/Parasound, Spectro Acoustics, NAD, IVIE and more! Send for price quotes.

**ZIMET PRO AUDIO, Dept. DB**  
1038 Northern Blvd.  
Roslyn, NY 11576

ROAD CASES factory direct prices on premium quality cases, also custom cases for any need. Call (517) 372-5342 or write Aarmor Case, 410 E. Grand River, Lansing, Mich. 48906.

TEST RECORD for equalizing stereo systems; Helps you sell equalizers and installation services; Pink noise in 1/3 octave bands, type QR-2011-1 @ \$20. Used with various B&K Sound Level Meters. B&K Instruments, Inc., 5111 W. 164th St., Cleveland, Ohio 44142.

EMT 250 Digital reverb unit for rent in NYC area. Available by the day or week from RPM Sound. Call (212) 242-2100, 24 hours.

UREI TIME ALIGNED MONITOR SPEAKERS, a significant advancement in reproduction technology, may be auditioned in our demonstration studios. Techniarts, 8555 Fenton Street, Silver Spring, MD 20910. (301) 585-1118.

BGW: FOR IMMEDIATE DELIVERY. UAR Professional Systems, 8535 Fairhaven, San Antonio, TX 78229. 512-690-8888.

USED RECORDING equipment for sale. Dan (415) 232-7933.

NAB ALUMINUM FLANGES. We manufacture 8", 10 1/2", and 14". Also large flanges and special reels to order. Stock delivery of assembly screws & nuts & most aluminum audio, video, & computer reels. For pricing, call or write Records Reserve Corp., 56 Harvester Ave., Batavia, N.Y. 14020. (716) 343-2600.

MCI JH-10 16-track w/8-tr. heads. auto-locator; dbx 216; Yamaha PM-1000 w/road case; Allison rack, 4 gain brains, 4 keypex; UREI 421 crossover, Electrodyne 710 and 711 modules; Ampex 350; all priced to sell (305) 293-1781.

#### PREMIUM

#### 8-TRACK & CASSETTE BLANKS

Lear Jet style cartridge with rubber roller, 3M Professional duplicating tape, 90 lengths in 1 min. increments.

	<i>B-Tr. Cas.</i>
1 min. to 45 min. any quantity ..	80¢ 65¢
46 min. to 65 min. any quantity ..	90¢ 72¢
66 min. to 80 min. any quantity ..	98¢ 85¢
81 min. to 90 min. any quantity ..	\$1.08 89¢
Shrink Wrapped & Labeled add ..	14¢ 13¢
Reel-to-Reel 3m tape 1800' .....	\$5.00
Blank VHS 2/4 hr. video tapes .....	\$19.00

Low Cost Shrink-Wrap Equipment Available  
PROFESSIONAL 8-TRACK DUPLICATORS  
\$1,495.00

CASSETTE & 8-TRACK CALIBRATORS & ERASERS (\$35.00 minimum order)  
**BAZZY ELECTRONICS CORP.**

39 N. Rose, Mt. Clemens, Mich. 48043  
Phone: (313) 463-2592  
Master Charge and Visa Welcome

Teac & Tascam Multitrack: FOR IMMEDIATE DELIVERY. UAR Professional Systems, 8535 Fairhaven, San Antonio, TX 78229. 512-690-8888.

UREI: FOR IMMEDIATE DELIVERY most items UAR Professional Systems, 8535 Fairhaven, San Antonio, TX 78229. 512-690-8888.

CETEC-ELECTRODYNE modules and spare parts 711L input modules, active combining networks, line amps, and more: Modu-Trend Industries, P.O. Box 602, Rockville, Ct. 06066 (203) 872-7750.

#### WANTED

WANTED: USED RECORDING equipment of any kind. Expanding studio will pay cash. Dennis Reed, Box 50022, Palo Alto, CA 94303 (415) 494-9344.

WANTED: RECORDING EQUIPMENT—mikes, recorders, consoles, outboard gear. Greg Field, Box 243, San Mateo, CA 94401 (415) 343-1353.

#### SERVICES

CUTTERHEAD REPAIR SERVICE for all models Westrex, HAECO, Grampian. Modifications done on Westrex. Avoid costly down time; 3-day turnaround upon receipt. Send for free brochure: International Cutterhead Repair, 194 Kings Ct., Teaneck, N.J. 07666. (201) 837-1289.

JBL AND GAUSS SPEAKER WARRANTY CENTER. Full lines stocked. Instant recone service, compression driver diaphragms for immediate shipment. Newcome Sound, 4684 Indianola Ave., Columbus, Ohio 43214 (614) 268-5605.

MULTI-TRACK RECORDING specialists—1-2-4-8-16-24 tracks, authorized dealer for Tascam, Otari, Ampex, Teac, Technics, AKG, AB Systems, Crest, SAE Pro, dbx, Orban, Tapco C12, Audioarts, Loft, Lexicon, Ashly Audio, Altec, PAS, PSL, Shure, and many more. Single items or complete studio packages. Studio design and construction. Phone or write for a prompt written quotation. Professional Sound Labs, Inc., 42 North Franklin St., Hempstead, NY 11550. (516) 486-5813.

ACOUSTIC CONSULTATION — Specializing in studios, control rooms, discos. Qualified personnel, reasonable rates. Acoustilog, Bruel & Kjaer, HP, Tektronix, Ivie equipment calibrated on premises. Reverberation timer and RTA rentals. Acoustilog, 19 Mercer Street, New York, NY 10013. (212) 925-1365.

#### BUSINESS OPPORTUNITIES

##### RECORDING STUDIO AND OFFICE COMPLEX FOR SALE

MCI 24/16 track; Scully 16/8 track; 4-track, two 2-tracks, Mono. Video Tape, 26' x 31' Studio, Conference room, 5 offices, sauna, shower, 3 bathrooms. 9 year lease—Current rent \$1500.00/month. Manhattan-Midtown West. Asking \$175,000.00. Call (212) 581-3970.

#### RECORDING STUDIO

Partner wanted. You supply equipment, we provide acoustically proven mid-Manhattan studio. Also consider outright sale.

Dept. 102, db Magazine  
1120 Old Country Road  
Plainview, NY 11803

STUDIO PLUS HOME in Western Washington State. Part or Full-time business. Price includes all major equipment. \$95,000. For details write: Studio, P.O. Box 615, Shelton, Wa 98584.

#### EMPLOYMENT

WANTED: FULL TIME maintenance assistant for major Long Island recording studio. Experience a must! Send resume to: P.O. Box 192, East Norwich, NY 11732.

AUDIO PRODUCTS ENGINEER—We are seeking an audio equipment engineer who is an aggressive and innovative designer. One who has designed consoles or components for consoles used in recording and broadcasting applications. If you are this creative and product oriented individual looking for a rewarding career we would like to talk to you. Please reply including your accomplishments and salary history to: Modular Audio Products, Inc., 50 Orville Drive, Bohemia, NY 11716.

ENGINEERS/TECHNICIANS—Expanding NYC re-recording facility has opportunities for experienced maintenance engineers/technicians and recording engineers. Dept. 101, db Magazine, 1120 Old Country Road, Plainview, NY 11803.

SOUND ENGINEER AVAILABLE. Education/experience in recording, reinforcement, radio, theatre and music. Write for resume: D. L., 3077 Culver Rd., Rochester, New York 14622.

#### ACOUSTIC ENGINEER

Must have experience in design & production engineering of loud speaker & speaker systems. Salary commensurate with experience. Send resume to:

Fred Becker  
BECKER ELECTRONICS  
Route 145  
East Durham, NY 12423

## Wanted:

Working Supervisor with experience in stockroom, shipping, traffic, and purchasing.

Will train to assume position of Assistant Materials Manager. Competitive salary and excellent benefits.

Urei

8460 San Fernando Road  
Sun Valley, California 91352

Forward resumes to: R. B. Combs

# db People/Places/Happenings

- Elected vice president of marketing for **Ampex Corporation**, **C. Ridley Rhind** will be responsible for overall marketing strategy and for the coordination of new business development. He will also direct the operations of the corporate advertising, public relations and marketing services departments. Mr. Rhind comes to Ampex from **Diablo Systems**, Hayward, CA, where he served as vice president of marketing.
- Nearly doubling their manufacturing, warehousing and office space, **BGW Systems** has expanded its Hawthorne, CA, facilities. Occupying the enlarged office facilities are two new staff members in the sales department: **Marguerite Sweden**, national sales administrator, formerly with **JBL**; and **Paula Czarnowski**, foreign account specialist.
- Supervising all sales and marketing activities for **JBL's** professional product lines within the United States, **Ron Means** has been appointed manager of the Professional Division at **James B. Lansing Sound, Inc.**, Northridge, CA. Prior to joining **JBL**, Mr. Means held sales management posts with **Altec Lansing**, where he most recently served as national sales manager for professional and musical instrument products, and **University Sound**. In addition, **Jim Phoenix** has been named manager of transducer engineering at **JBL**, where he will direct the transducer engineering staff in investigating, developing and improving component transducers and system designs.
- **Parasound, Inc.**, San Francisco, CA, has been appointed as the exclusive worldwide distributor (with the exception of Europe) for **Synton Electronics of Holland**. The **Syntovox 221** and **222** vocoders will be the first of the **Synton** product line to be introduced in the United States and other foreign markets.
- **Robert Switzer** and **Thomas S. Butler** have both received managerial promotions in the sales department of **McMartin Industries**, Omaha, Nebraska. Mr. Switzer, formerly Western sales manager, has been appointed director of domestic sales—with national sales responsibility for all **McMartin** product lines. Mr. Butler, formerly Eastern Sales manager, has been named director of international sales.
- Joining **BASF Systems** in the newly-created post of sales manager of professional products, **Bob Piselli** will assume the responsibility for selling the company's line of duplicator tapes and calibration test cassettes. Mr. Piselli comes to **BASF** from **Associated Audio Services** of Port Chester, NY, where he was president and a major shareholder. **Jeff Housman** has been named national sales coordinator for audio/video products of **BASF**, where he will be in charge of government and military sales, trade shows, order processing and field communications. Mr. Housman joins **BASF** from **Automatic Radio**, where he most recently served as national sales manager for the company's OEM division. And last, but not least, **Michael Cassettari** has been appointed assistant product manager, audio/video, where he will support the division in sales forecasting, promotion planning and budgeting for the company's line of audio and video products.
- **Sid Zimet**, founder of **Audio by Zimet**, Roslyn, New York, and co-founder of **Sound Workshop**, Hauppauge, New York, has joined the New York offices of **Audiotechniques, Inc.**, headquartered in Stamford, Connecticut. Mr. Zimet's first assignment will be to expand the services of the firm's rental division in New York City. Toward that goal, Mr. Zimet has put into operation laboratory facilities for testing rental equipment before delivery and upon return; and an increased inventory covering a full range of components.
- Named executive director of the **Society of Motion Picture and Television Engineers (SMPTE)**, **Donald F. Breidt** succeeds **Denis A. Courtney** who has retired. Mr. Breidt comes to **SMPTE** from **Harcourt Brace Jovanovich** where he was general manager of the Trade Book Division.
- The four-month, \$1 million modernization of **Electric Lady Studios** in New York City has been completed, with three separate studios now available for booking. Studio A has been totally redesigned by **Westlake**, and is equipped with the new **Neve 8078** console. Studio C, conceived by **Westlake** and **John Storyk**, boasts the **Necam** computer. Studio B also utilizes a **Neve** console, and all three studios are equipped with the **Westlake 4-way** monitor system and **3M** and **Studer** tape machines.
- Named to the position of general sales manager at **Ferrofluidics Corporation**, Burlington, MA, **Donald S. Sweet** will assume responsibility for all sales and service for the company's domestic and international markets. Mr. Sweet has ten years of industrial sales, marketing and management experience with **Texas Instruments**, where he most recently served as product line manager.
- Appointed vice president-marketing for **UMC Electronics Co.**, North Haven, CT, **Philip Lohman** will assume responsibility for the sales and service of all **UMC** products produced by the Broadcast Products Division, and the electrical and hydraulic aircraft subsystem test equipment from the United Manufacturing Division. Prior to joining **UMC**, Mr. Lohman was assistant vice president-international for the U.S. Electrical Motors Division of **Emerson Electric Company**.
- **Victor F. Machin**, executive vice president marketing, manufacturing, and personnel for **Shure Brothers, Inc.**, Evanston, Ill., has retired after 37 years of service with the company in various sales and administrative positions. Mr. Machin will continue his association with **Shure** as a consultant to the marketing division. **Raymond E. Ward** will assume a portion of Mr. Machin's duties, in his new position of executive vice president of marketing. Mr. Ward, previously vice president of sales/marketing promotion for **Shure**, has also been named managing director of **Shure Electronics Ltd.**, England. Manufacturing and personnel functions performed by Mr. Machin will be assumed by **J. H. Kogen** in his new position of executive vice president—operations manager. Mr. Kogen will also maintain responsibility for functions of his previous position as executive vice president of finance and engineering.
- In a preliminary step towards setting up a manufacturing base near Seattle, Washington, **Audio & Design Recording Inc.** (the wholly owned subsidiary of **Audio & Design Recording Ltd.** of Great Britain) is moving its U.S. base of operations. **Richard Strang**, **ADR's** research and development engineer from Great Britain, will be joining **Nigel Branwell** (vice president—marketing) in Seattle to assist in the expansion and to supervise their service program. **ADR's** new address is: P.O. Box 786, Bremerton, WA 98310. Telephone: (206) 275-5009.

# The narrowest quality control is a feel you see and hear less.

Knowing you can obtain a failure free, precision slide control is a tall measure. DUNCAN's Series 400 Slideline® Controls have provided such a performance record in audio/broadcast applications for nearly a decade. That's a quality control.

Lower db noise levels, excellent linear and audio outputs, single or dual channel; all suited for the professional with an ear for total accuracy of sound

or reproduction quality and the "eyes" of sensitive instruments. And, these DUNCAN Slideline Controls are the narrowest professional faders in the industry, only  $\frac{5}{8}$ " wide for greater side-by-side stacking capabilities in less space.

Examine the unique features and performance characteristics of the DUNCAN Slideline Control. Reliable life you can trust anytime, every time.


## Glass-Smooth Adjustments: Cue Switch Capabilities

Adjust to the desired level over a RESOLON® conductive plastic element for noise-free, long-life. Select from a line of standard 2.75" to 4.25" travel units with a smooth, 5 oz. max. friction for precise control.

When needed, internal SPST or DPST "cue" switches expand your design/function options with no increase in package size. Elements are contoured to meet your tracking accuracy requirements.

Install the narrowest precision quality control. DUNCAN Slidelines. For complete information contact your nearest DUNCAN Audio/Broadcast products Distributor or write  
**DUNCAN ELECTRONICS** 2865 Fairview Road,  
Costa Mesa, CA 92626, (714) 545-8261,  
TWX 910-595-1128.

# DUNCAN



making resistance special

**DUNCAN ELECTRONICS**

a division of

**SYSTRON**  **DONNER**

Circle 11 on Reader Service Card



Model 1701A  
Designed for lowest-distortion  
Measurements (.0009% or >100 dB)



Model 1710A  
Designed for use  
in strong RF fields



Model 1700B  
Designed for general  
measurement applications

# When you need to know about distortion, pick from the analyzers that are easier, faster, and tell you more

### The performance leader

When you talk to Sound Tech, you're talking to the firm that introduced a new era in improved distortion measurements with its 1700 Distortion Analyzer.

Now you can choose from three separate Sound Tech analyzers plus several options.

In Sound Tech Analyzers you can get conveniences that simply aren't available elsewhere—conveniences like these:

- RMS, peak, and average-responding meter circuits. Different standards require different type meter circuits

- Higher sensitivity — measure distortion as low as .0009%
- Faster and more repeatable — pushbutton frequency selection measures in 5 seconds
- Balanced and bridging VM for measuring from 30  $\mu$ V to 300 V even on floating circuits
- Very-low distortion internal test oscillator with high output level of +26 dBm—adjustable down to -90 dBm in 0.1 dB steps
- Balanced, floating, center-tapped *but transformerless* output for low distortion
- Intermodulation distortion measuring option


- 150-ohm and 600-ohm outputs
- Two-year parts and labor warranty

### See about our new easy purchase plan

We also have both an easy purchase plan and a lease plan that can help when budgets are running low.

So contact Mike Hogue/Larry Maguire now. Arrange for a demo and see how useful these analyzers are — not just for measuring distortion but as high-sensitivity balanced voltmeters and as low-distortion signal sources.

Call today.



## SOUND TECHNOLOGY

1400 DELL AVENUE  
CAMPBELL, CALIFORNIA 95008  
(408) 378-6540

In Toronto: The Pringle Group

Circle 12 on Reader Service Card