

THE SCIENCE OF LISTENING

# AUDIO



THE EQUIPMENT AUTHORITY

DECEMBER 1997

**TESTED**

**ADCOM'S TOP  
AMP & PREAMP**

**NAKAMICHI  
DOLBY DIGITAL  
INTEGRATED AMP**

**ALSO TESTED**

**Speakers from  
JBL and NHT,  
Krell A/V  
Preamp,  
and MORE**



US \$3.95  
UK £2.20  
CAN \$4.95

#BX8HB8Y\*\*\*\*\*5-DIGIT 60035  
#9EN0269S091 58290088  
06  
MAR 98  
BARRY J BOLKA  
827 ST JCHNS  
HIGHLAND PARK  
IL 80035-4637

# The Advanced Technology Inside Definitive's BP2000



Low frequency tuned column

25 mm pure aluminum dome, aperiodic transmission-line tweeter

Low diffraction driver baffle interface

Complex Linkwitz Filey crossover network

Front mirror-imaged D'Appolito bipolar array in non-resonant chamber

Massive subwoofer magnet structure

Electronic crossover

Accelerometer optimized cabinet braces

1" thick high density medite front baffle

Sonopure™ fiber internal dampening

Piano gloss black or gloss cherry endcaps

1" thick rear medite baffle

High definition pure copper wire

Multi-layered dampening pads line entire cabinet

17 cm mineral-filled polymer high-definition bass/midrange drivers

Rear mirror-imaged D'Appolito bipolar array in non-resonant chamber

15" high-power long-throw bi-laminate polymer subwoofer driver

Complete built-in powered subwoofer system

Gold-plated low-level subwoofer input (for optional use)

Gold-plated tri-wirable speaker level inputs

High current 300-watt RMS subwoofer amplifier

Toroidal transformer

1 1/4" thick high-density medite cabinet sidewall

**"...I would choose these speakers for myself."**

**-Julian Hirsch, Stereo Review**

# Definitive's Amazing BP 2000 & 2002 Are The World's Most Highly Acclaimed Loudspeakers!

*"The first speaker I have been able to audition in my own familiar surroundings that has given me that special thrill that usually costs ten or more times its price to obtain."*

—Julian Hirsch, *Stereo Review*, USA

## **"Literally Staggering"**

—Home Theater, USA

Top reviewers around the world agree that Definitive's amazing BP 2000s & BP 2002s combine highly advanced technology and superior build quality in order to achieve unsurpassed sonic performance plus unequalled value.

## **"Astounding...The Stuff of Dreams"**


—Home Cinema Choice, England

Definitive's revolutionary BP 2000 & BP 2002 combine our incredible bipolar technology with dual built-in high-powered subwoofers (BP 2000: 15"/300 watts ea., BP2002: 12"/125 watts ea.) for extraordinary sound quality beyond anything you've ever heard.

## **"Absolutely Unsurpassed"**

—Prestige HiFi, France

Both music and movies are reproduced with outstanding purity, transparency and life-like realism. And the astounding high resolution imaging, magnificent soundstaging, awesome bass and explosive dynamic impact totally envelop you in sonic ecstasy. It is simply amazing!



BP 2000 - \$1499 ea. BP 2002 - \$989 ea.  
Definitive's Grand Prix award-winning BP 2000 and BP 2002 combine our revolutionary bipolar technology with awesome built-in powered subwoofers for unsurpassed performance.

## **"Amazing Music and Home Theater... Most Spectacular Speakers Ever"**

—HiFi Review, Hong Kong

In addition to being an audiophile's dream, the BP 2000s & BP 2002s are also the main speakers in Definitive's Ultimate Home Theater Systems. These astonishing systems are absolutely the finest sounding available. They recreate a "you are there" virtual reality that actually puts you into the sound-space of the original cinematic action.

## **"The Best Performance You Can Get"**

—V.T.V., England

Experts agree these complete Dolby Digital AC-3\* ready systems deliver the ultimate listening experience. They combine BP 2000s or BP 2002s with perfectly matched center and rear surround speakers. Dual powered subwoofers are already built into the sleek towers. Experience them today!

**Definitive Technology**  
The Leader in High-Performance Loudspeakers

11105 Valley Hts. Dr. • Baltimore, MD 21117 • (410) 363-7148  
Visit us at <http://www.definitivetech.com> \*Registered trademark

See our dealer list on page 106

CIRCLE NO. 12 ON READER SERVICE CARD



## **DVX8000 MULTIMEDIA HOME THEATER**

Experience DVD movies, DVD-ROM gaming, even the Internet with intense sound and graphics. **DVX8000** manages and enhances your entire home theater set-up. Video line doubler, 3-D graphics accelerator and audio technology

Dolby Digital is a trademark of Dolby Laboratories Licensing Corp.

P R E P A R E

D V X 8 0 0 0

F O R

Y O U

T M P A C T

by Marantz® (including Dolby Digital™). All integrated with powerful multimedia PC functionality. It's entertainment to the extreme. Available at select dealers. For more info on Philips Extreme Home Entertainment call 1-888-486-6272 or visit us at [www.mmhometheater.com](http://www.mmhometheater.com)



**PHILIPS**

*Let's make things better.*

# AUDIO

THE EQUIPMENT AUTHORITY



Science of Listening, page 40

## FEATURES

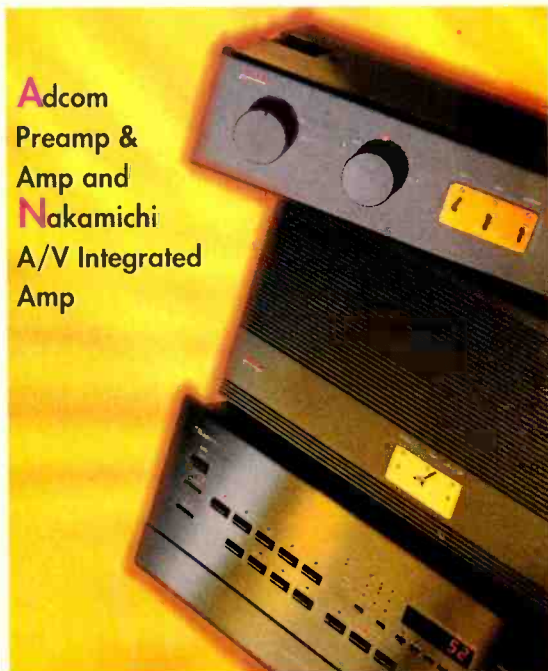
THE SCIENCE OF LISTENING Ian G. Masters . . . . . 40  
 THE AUDIO INTERVIEW: MIKE McLEAN, PART II D. W. Fostle . . 50  
 1997 ANNUAL INDEX . . . . . 123

## EQUIPMENT PROFILES

NAKAMICHI IA-1z A/V INTEGRATED AMP Edward J. Foster . . 58  
 JBL SVA1600 SPEAKER D. B. Keele, Jr. . . . . 72  
 AYRE ACOUSTICS K-1 PREAMP Bascom H. King . . . . . 82

## AURICLES

ADCOM GFA-5802 AMP AND  
 GFP-750 PREAMP Anthony H. Cordesman . . . . . 90  
 NHT 2.9 SPEAKER Corey Greenberg . . . . . 96  
 KRELL AUDIO + VIDEO STANDARD  
 PREAMP/SURROUND PROCESSOR A. H. Cordesman . . . . 102



Adcom  
Preamp &  
Amp and  
Nakamichi  
A/V Integrated  
Amp

## DEPARTMENTS

FAST FORE-WORD Michael Riggs . . . . . 8  
 LETTERS . . . . . 10  
 WHAT'S NEW . . . . . 14  
 AUDIOCLINIC Joseph Giovanelli . . . . . 25  
 CURRENTS John Eargle . . . . . 28  
 MONDO AUDIO Ken Kessler . . . . . 34

## PLAYBACK

PARASOUND R/EQ-150  
 ROOM EQUALIZER,  
 ROGUE AUDIO SIXTY-SIX  
 PREAMPLIFIER, AND  
 OPTIMUS PRO LX 10 LOUDSPEAKER . . . . . 128



Parasound Room Equalizer, page 128


## RECORDINGS

CLASSICAL . . . . . 108  
 JAZZ & BLUES . . . . . 112

Cover Photographer: Bill Kouirinis Studio  
Cover Equipment: Adcom GFP-750 preamp and GFA-5802 amp and Nakamichi IA-1z A/V integrated amp

Audio Publishing, Editorial, and Advertising Offices,  
1633 Broadway, New York, N.Y. 10019  
Editorial E-Mail: audiomag@aol.com

Subscription Inquiries:  
Phone, 303/604-1464; fax, 303/604-7455



Motown Man Mike McLean, page 50



Mission  
Speaker,  
page 16



A '67

MUSTANG

ALSO COSTS TWO MONTHS SALARY.

TAKE IT EASY.

ENJOY SOUTHERN COMFORT RESPONSIBLY.

WWW.SOUTHERNCOMFORT.COM SOUTHERN COMFORT COMPANY LIQUEUR, 21-50% ALC. BY VOLUME, LOUISVILLE, KY © 1997



**ADCOM**

**Isn't it time you invested in a  
higher yielding CD player.**

GCD-750

sensor

aux in

polarity

repeat

Frequency response  $\pm 0.5$ dB  
Signal to noise ratio balanced  $\geq 106$ dB  
Signal to noise ratio unbalanced  $\geq 103$ dB  
Dynamic range balanced  $\geq 101$ dB  
Dynamic range unbalanced  $\geq 100$ dB  
THD 20Hz to 20kHz 0.015%  
Separation @ 1kHz balanced  $\geq 122$ dB  
Separation @ 1kHz unbalanced  $\geq 118$ dB  
Laser GaAlAs  
Wow & Flutter Below Measurable Limits  
Output types Balanced & Unbalanced  
Output impedance balanced 50 ohms  
Output impedance unbalanced 25 ohms  
Output level balanced 6.0V RMS  
Output level unbalanced 3.0V RMS  
Digital format S/PDIF  
Sampling rate 8x(352.8kHz)  
Digital-to-Analog (4) Burr-Brown converters  
Input decoding PCM-1702P 20-bit  
Digital Filter Crystal CS8412  
Dimensions Height 4 3/4 inches  
Dimensions Width 17 inches  
Dimensions Depth 16 1/2 inches  
Weight Net 22 pounds  
Weight Packed 25 pounds

specifications subject to change

## The new GCD-750.





ADCOM's new GCD-750 single disc CD player was developed to satisfy the needs of music lovers and audiophiles who want nothing less than the best in audio CD performance and the newest decoding technologies of hDCD.

**ADCOM<sup>®</sup>**  
**Designed for your ears.**  
**And what's between them.**

11 Elkins Road • East Brunswick, N.J. 08816  
Tel: 732-390-1130 • Fax 732-390-5657 • Web: <http://www.adcom.com>  
© 1997 ADCOM

CIRCLE NO. 2 ON READER SERVICE CARD

**B**y the time this issue hits the newsstands, the DVD Forum's Working Group 4 (WG-4) is supposed to have completed a draft DVD-Audio specification. And though there is considerable reason to doubt they will meet that deadline, there is no question that the topic of DVD-Audio and multichannel music recording in general has been heating up lately. John Eargle discusses some aspects of the subject this month in "Currents" (page 28), but I would like here to touch on some other significant ideas and developments presented at and around September's Audio Engineering Convention.

Most interesting was a paper presented by Bob Stuart of Meridian. Titled "Coding Methods for High Resolution Recording Systems," it mainly concerns what is required to assure complete transparency of a digital audio channel and how to make best use of such coding in the storage capacity available on DVD. He concludes that 58-kHz linear PCM using a word length of either 20 bits (without noise shaping) or 14 bits with optimal pre-emphasis and noise shaping would be completely adequate for any combination of signals and listeners. From there, he goes on to show how lossless compression can be used even at a 96-kHz sampling rate to reduce data rate substantially without degrading signal quality and thus fit five or six channels onto a single side and layer of a DVD.

There is a great deal more to what Stuart had to say than I can go into here. However, I do want to emphasize what I consider a key point, which is that there is a point beyond which no further improvement is possible. Stuart allows that it probably makes more sense to go to a sampling rate of 88.2 or 96 kHz rather than 58 kHz, because those are multiples of rates currently used for CD and DVD and thus easier to downconvert when necessary. But higher sampling rates, such as the 192 kHz some have suggested, and 24-bit coding are, at best, simply wasteful.

Meanwhile, Sony and Philips held demonstrations of their proposed DVD-Audio system, based on Sony's Direct Stream Digital (DSD) recording process. This proposal is attractive in its completeness, as it meets all of the requirements set for DVD-Audio by the International Steering Committee (the recording industry's counterpart to WG-4). Most important, it suggests a dual-layer method for providing a CD version on the same disc as the DVD-Audio, thereby eliminating the need for the dreaded dual inventory both in stores and in our homes. Unfortunately, DSD requires entirely new editing and signal processing

equipment in studios and is not very efficient. Even with the 2:1 lossless compression Sony and Philips say they have developed, the data rate per channel is twice that of CD.

The ideal, I think, would be something like Stuart's coding scheme on a dual-layer disc like that of the Sony/Philips system (plus, perhaps, a Dolby Digital version tucked somewhere as well, as an intermediate option). Unfortunately, the paper presented by a representative of WG-4 seemed to suggest that the committee is thinking in terms of a single-layer disc based on high-data-rate PCM (88.2 or 96 kHz with 16- to 24-bit samples) without compression—a sort of worst-of-all-possible-worlds scenario.

So is there an alternative if DVD-Audio turns out to be a system only a mother could love or (more likely) the process of arriving at a final specification drags on for years? There are several obvious existing ones. DTS has been releasing multichannel CDs for a while now, using its data-reduction system to shoehorn six channels into the space normally occupied by just two. The quality is variable, but that's a function of the mix, as the system itself is quite good. Unfortunately, DTS on CD also forces dual inventory. DVD-Video? Pretty much the same situation. High quality is possible, but you do need a DVD player. It's not going to work in your car or your portable CD player. And though this problem can be circumvented by Dolby Surround encoding ordinary CDs, the performance is obviously inferior to what can be achieved with a discrete-channel system.

But what if there were a matrix encoding scheme that could approximate the performance of a discrete-channel system while maintaining full compatibility with ordinary two-channel stereo? That could give us now on CD something close to what DVD-Audio promises, when and if it arrives. The kicker is that such a system exists. At AES, Lexicon was demonstrating an encode/decode version of its Logic 7 system. In direct comparison, discrete and Logic 7 versions of the same five-channel recordings were difficult or impossible to tell apart. As a bonus, Logic 7 decodes Dolby Surround better than Pro Logic does. Logic 7 can be so much better than those systems because they were developed 20 years ago, long before DSP became cheap and plentiful. So maybe matrix encoding, born in the analog era, isn't dead after all, thanks, ironically, to the progress of digital.



# AUDIO

**EDITOR-IN-CHIEF**  
Michael Riggs

**ART DIRECTOR**  
Cathy Cacchione  
**ASSOCIATE ART DIRECTOR**  
Linda Zerella

**TECHNICAL EDITOR** Ivan Berger  
**SENIOR EDITOR** Alan Lofft  
**MANAGING EDITOR**  
Kay Blumenthal

**MUSIC EDITOR**  
Douglas Hyde

**ASSOCIATE MANAGING EDITOR**  
Scott Van Camp

**ASSISTANT EDITOR/DIRECTORY**  
Gerald F. McCarthy

**EDITOR-AT-LARGE**  
Corey Greenberg

**SENIOR CONTRIBUTING EDITORS**  
Edward J. Foster, D. B. Keele, Jr., Bascom H. King  
Edward M. Long

**CONTRIBUTING EDITORS/ARTISTS**  
Edward Tatnall Canby, David L. Clark, Anthony H. Cordesman  
Ted Costa, John Diliberto, Frank Driggs, John Eargle  
D. W. Fostle, John Gatski, Joseph Giovanelli, Dawn Joniec  
Ken Kessler, Daniel Kumin, Robert Long, Paul Moor  
Jon R. Sank, John Sunier, Michael Tearson, Jon & Sally Tiven

**V.P./GROUP PUBLISHER**  
Tony Catalano 212/767-6061

**V.P./ASSOCIATE PUBLISHER**  
Scott Constantine 212/767-6346

**GENERAL MANAGER** Greg Roperti  
**BUSINESS MANAGER** Jonathan J. Bigham  
**ASSISTANT BUSINESS MANAGER** Nicolas Black  
**PRODUCTION DIRECTOR** Michael Esposito  
**PRODUCTION MANAGER** Dana L. Rubin  
**PROMOTION MANAGER** Adele Ferraioli-Kalters  
**OFFICE MANAGER** Aline J. Pulley  
**OPERATIONS MANAGER/AD COORDINATOR**  
Linda Neuweiler

**ADVERTISING**  
**REGIONAL V.P./AD DIRECTOR, EAST COAST**  
Charles L. P. Watson 212/767-6038  
**REGIONAL ACCOUNT MANAGER**  
Christine B. Forhez 212/767-6025  
**ACCOUNT EXECUTIVE** Paul C. Smith 212/767-6077  
**MIDWEST ADVERTISING MANAGER**  
Jerry Stoeckigt 312/923-4804  
**REGIONAL V.P./AD DIRECTOR, WEST COAST**  
Bob Meth 213/954-4831  
**WESTERN MANAGER** Paula Mayeri 213/954-4830  
**NATIONAL RECORD LABEL SALES**  
MAG Inc. Mitch Herskowitz 212/490-1715  
**CLASSIFIED ADVERTISING** 800/445-6066



**CHAIRMAN** Daniel Filipacchi  
**PRESIDENT AND CEO** David J. Pecker  
**EXEC. V.P. AND EDITORIAL DIRECTOR**  
Jean-Louis Giniere  
**SENIOR VICE PRESIDENT, COO** John Fennell  
**PRESIDENT, NEW MEDIA** James P. Docherty  
**SR. V.P./DIR., CORP. SALES** Nicholas J. Matarazzo  
**SR. V.P./CFO & TREASURER** John T. O'Connor  
**SR. V.P./MFG. & DISTRIBUTION**  
Anthony R. Romano  
**SR. V.P./GENERAL COUNSEL AND SECRETARY**  
Catherine Flickinger  
**V.P., CIRCULATION** David W. Leckey  
**V.P., RESEARCH & MKTG. SERVICES** Susan Smollens  
**V.P., COMMUNICATIONS & SPECIAL PROJECTS**  
Keith Estabrook  
**V.P./DIR., MARKETING & SALES DEVELOPMENT**  
Lynn Chaiken  
**V.P., FINANCIAL OPERATIONS** Margaret Carroll

# You've Never Heard Horns Like These Before

## Introducing JBL's new HLS & SVA Series loudspeaker systems.

Remarkable technological achievements set new performance standards for power, accuracy, imaging and sound reproduction in the home.

Nobody knows horns like JBL. And JBL's new Constant Directivity horns with soft-dome polycarbonate tweeters allow you to hear horns the way the world's renowned recording artists intend them to be heard. Coupled with high-performance woofers, these unique horns have enabled JBL to create a new benchmark for loudspeaker performance. With superior projection and accurate frequency response, the HLS and SVA loudspeakers deliver smooth, clear sound and ensure listening satisfaction from any position ... in any room.

Available in a range of floorstanding, bookshelf and center-channel configurations, now at specialty retailers throughout the USA.



SVA2100




HLS810





Get a Sony Discman CD player. Get a free t-shirt or CD carrying case. Get open-mouthed stares from your jealous peers. For a limited time, receive a free gift with your purchase of select\* Sony Portable Music Products. For more details, look for the "Where the Music Takes You" symbol at your participating authorized Sony dealer.



**SONY**

©1997 Sony Electronics Inc. Sony, Discman, and the portable music icon are trademarks of Sony. All rights reserved. \*Mail-in coupons, select models only. Purchase by 3/31/98

## LETTERS

### Kessler Cant, Toole Tribute

Dear Editor:

I don't usually read hi-fi magazines, although at one time, many years ago, I used to be an audio enthusiast. Recently, however, I found your 50th anniversary issue (May) lying on a table and leafed through it, hence my letter.

Ken Kessler and his articles are not new to me, as it was he and others of his ilk who drove me away from the purchase of audio magazines in particular and the hobby of hi-fi in general. It is hardly surprising that the public takes no interest in high fidelity when sneered at and insulted by such self-serving, elitist drivel. Kessler has spent years perfecting the dubious art of rambling on at length about equipment that very few can afford and considerably fewer would even want, wondering why only others of his own scant technical knowledge and intellect are foolish enough to listen to him. You do your magazine a serious disservice by including his particular brand of nonsense.

In sharp contrast, the article by Floyd E. Toole ("The Future of Stereo, Part I") in the same issue was of high caliber and interest and has encouraged me to seek out the second part of this article (June) on the illusion that continues to elude us. It is well-written pieces such as these that will attract (to quote Kessler) "civilians" and encourage those of us who have fallen by the wayside to once again become audio enthusiasts.

David J. Millea-Hunt  
Denton, Tex.

### Comin' Back at Ya

Dear Editor:

I find your reviews of surround sound decoders mostly excellent except for the failure of the reviewers to comment on a performance characteristic that every enthusiast should be on the lookout for when evaluating any Dolby Pro Logic or Pro Logic-compatible surround sound decoder: its ability to convincingly portray *back-to-front* movement. I do not mean the fast jet flyovers but, rather, the slow, gradual transi-

tion of sound from the rear to the front, as found in some of the submarine scenes in *The Hunt for Red October* or the movement of the probes in the opening scenes of *The Empire Strikes Back*. I believe there are other movies that have this type of panning.

About 10 to 11 minutes into *The Hunt for Red October*, the U.S.S. Dallas gradually fills the picture frame and then slowly disappears into the distance. Most decoders portray this with a diffuse, enveloping rumble followed by a hard frontal sound. Front-to-back pans can be executed by all the logic-steered surround sound decoders that I know of, and even by passive decoders. However, many Pro Logic and Pro Logic-compatible decoders, including some high-priced ones, fall flat when called upon to execute convincing back-to-front panning of the type of sound described.

However, a properly designed decoder (analog or digital) would initially present a distinct surround image that would grow in intensity and then make a gradual, seamless transition to the front, thus helping the viewer imagine that the submarine had passed overhead. And similarly in *The Empire Strikes Back*, the rear-to-front movement of the probes.

Among the budget models, the Pro Logic decoders manufactured by SSI Products and those marketed by Paramount Pictures are very adept at executing such pans. Even my fast-steering and generally superior decoder is outperformed by my budget-priced Paramount Pictures FX 3300.

I would request and hope that in future issues this aspect of a decoder's performance be investigated and commented upon. I hope this will also get the attention of manufacturers of surround sound decoders.

Leopold Tamakloe  
New York, N.Y.

### Indirectly Direct

Dear Editor:

Time to put Anthony Cordesman out to pasture: He seems to be semantically challenged. On the first page of his July "Auricle" review of the Pass Aleph 1.2 amplifier,

Cordesman says, "The 1.2's input signal goes through a resistor to the input MOS-FET, through another resistor to a bank of paralleled output MOS-FETs, and finally through a power resistor to the load." On the next page he says, "the unbalanced input feeds the input stage directly." Well, which is it? Direct or through a resistor? And since when did a path through three resistors and two MOS-FETS qualify as minimalism?

And I take definite exception to his comment that the Aleph is rated at a maximum of 1% distortion but is "said to be well under 0.01% at most power outputs." If the manufacturer says 1%, then 1% it is. Trying to get credit for much better performance than you are willing to specify is a trick that's beneath contempt. I've grown to expect that from manufacturers but not from reviewers!

*Norm Strong  
Seattle, Wash.*

*Editor's Reply:* The resistor is part of the input stage. In this context, "direct" normally means that there is no coupling or blocking capacitor in the signal path. The characteri-

zation of the design as minimalist is based on its use of only two gain stages, as opposed to the more typical three or four. Regarding the distortion specification, I think you are unduly harsh. Many amplifiers produce very low distortion until they approach clipping, which means that if only the distortion at clipping is given, you will get a misleading picture of the amplifier's performance under more normal conditions. This problem can be dealt with either by specifying distortion at more than one output level (as Pass has done) or by pegging the rated power somewhat below the actual clipping level.—M.R.

### Hit or Myths

Dear Editor:

I am writing with the hope that my comments will have some impact on the audio industry, and because this is *Audio's* 50th anniversary. *Audio* began more as an engineering journal than as a consumer-oriented magazine. For at least the first 30 years, it remained engineering-oriented, even though it leaned more and more toward the consumer. During the last 10 years, *Audio*

has become mostly consumer-oriented. Why is this important? Because consumer audio is currently riddled with misinformation and *Audio* has become a major contributor to this misinformation.

*Audio* is an odd mixture of rigorous testing, well-documented articles written by knowledgeable people, and a lot of silly speculation by a variety of people, many of whom should know better. Because of this, it is difficult to know what to believe when reading *Audio*. Some other publications engage in a much higher degree of silly speculation than *Audio*, and some even have an obvious anti-science bias.

It is difficult for a consumer to get good information about audio equipment these days, especially about high-end audio equipment. I have compiled a list of what I consider to be 21 high-end audio myths (see below). These myths are commonly stated in the pages of many high-end publications, and many salespeople in high-end audio salons throw them around as conventional wisdom. It's amazing the number of consumers who believe these ideas! I would challenge anyone to provide good empirical

SURGEON GENERAL'S WARNING: Smoking Causes Lung Cancer, Heart Disease, Emphysema, And May Complicate Pregnancy.

"My smokes are real.  
So is the  
trouble I'm in."


**NEW WINSTON**  
**NO ADDITIVES**  
TRUE TASTE

**No  
BULL**

16 mg. "tar", 1.1 mg. nicotine  
av. per cigarette by FTC method.



© 1997 R.J. REYNOLDS TOBACCO CO.





# DVD Movie Rebate



Purchase a Panasonic DVD Player and we will reimburse you up to \$50 towards your choice of DVD movies. Buy the DVD-A100 and we'll reimburse you for the purchase price of one DVD movie title, up to \$25. Buy the DVD-A300 and we'll reimburse you for two movies, up to \$50. There are hundreds of movies already available, like *The Paper*, *The Shadow*, *Babe*, and *Beethoven*. We know you'll enjoy them. And getting a rebate will let you enjoy them even more.

Time is limited. All purchases must be made by 1/31/98. See in-store coupon at participating Panasonic dealers for details.

**Panasonic**  
just slightly ahead of our time®

evidence that these are not myths, using good scientific methodology. I stress the use of good scientific methodology because it is painfully absent from most of the material presented to audio consumers.

For those who would like to get a better understanding of just how bad things are in audio, I suggest the following books: *Fads & Fallacies in the Name of Science*, by Martin Gardner, and *False Prophets: Fraud and Error in Science and Medicine*, by Alexander Kohn. These books discuss pseudoscience, various types of legitimate scientific error, and forging, trimming, and cooking of data (cheating). All of these problems, except maybe cheating, are currently appearing regularly in the pages of most audio publications. For those who feel that science is not an appropriate method of evaluating audio equipment, I recommend another book, *The Common Sense of Science* by Jacob Bronowski.

It is interesting that *Audio* has published articles such as *Flying Blind: The Case Against Long-Term Listening* by Tom Nounsaine (March) while it continues to run the "Auricle"-style reviews that were debunked in Mr. Nounsaine's article. This is typical of the mishmash we consumers are constantly subjected to in the audio press and retail establishments.

I have targeted *Audio* for this letter because it is the only publication that has a large circulation yet still retains some of the engineering philosophy that is necessary for a publication to be able to present information that has any sense of accuracy or integrity.

The following claims have never been proven with any controlled experiments, and in fact, experiments have been done that disprove most of them. Some do not even make sense from a logical perspective.

1. More expensive equipment necessarily sounds better than cheaper equipment.

2. The sound of equipment is determined by design philosophy and not measurable distortion. In fact, the better the sound, the worse the measurements.

3. Controlled listening tests do not work with audio equipment. They stress the listener so that he cannot hear differences that really exist. Only uncontrolled tests are valid.

4. All else being equal, high levels of negative feedback will make a component sound worse than lower feedback levels.

5. Simple circuits (e.g., single-ended tubes) will sound better (i.e., purer) than more complex circuits because there is less in the pathway to change the sound.

6. Class-A amplifiers generally sound better than Class-AB amplifiers.

7. One of the biggest problems with the sound of digital equipment is jitter.

8. With digital recordings, 16 bits and a 44.1-kHz sampling rate are inadequate for good reproduction. Recordings made with 20-bit A/D conversion and 96-kHz sampling rates sound far superior.

9. Cables and other electronics need time to break in and will sound much better after the break-in period. This effect is more obvious with better-sounding (i.e., more expensive) equipment.

10. If a product sounds better, it is better.

11. Tube equipment is generally superior in sound quality (smoother, more liquid) to transistor equipment.

12. Transistors often sound hard, etched, and glaring, compared to tubes.

13. Analog audio (especially the vinyl LP) sounds better than digital.

14. Any audiophile with good hearing and enough experience can tell the difference in sound between any two components, no matter how good they are.

15. There are some reasons why a piece of audio equipment might sound good that have nothing to do with the laws of physics.

16. Some aspects of electronic audio components can affect the "pace and rhythm" of reproduced music.

17. A faster woofer will generate better bass than a slower one.

18. MOS-FETs sound more tube-like than bipolar transistors.

19. Components must be thoroughly warmed up to sound best.

20. Components should be matched in quality (read that as price) for the best sound. In other words, if your amp, pre-amp, and speakers are at the high end of the price spectrum, your cables, CD player, and other components should be also.

21. A whole range of theories, none of which are based on resistance, capacitance, or inductance, are the basis for audio cable design. Each designer claims that *his* cable design, based on *his* theory, is superior in sound quality to *all* others.

Charles Butler, Ph.D.  
Miami, Fla.

# PANASONIC BRINGS YOU DVD. IT WILL DO FOR MOVIES WHAT THE CD DID FOR MUSIC.



Remember the first time you heard a CD? You didn't just hear the difference, you felt it. That's what Panasonic DVD will do for movies. **A DIGITAL PICTURE THAT'S TWICE AS SHARP.** You know what most rental movies look like. Now imagine one that's twice as sharp. That's the difference DVD can make. DVD is capable of 500 lines of horizontal resolution,\* more than twice that of the industry standard for most rental movies.

**5.1 CHANNEL DIGITAL SURROUND SOUND.** You can tell you're watching a movie on DVD with your eyes closed. Its Dolby\*\* Digital (AC-3)† surround sound has 6 channels, including one for a sub-woofer, for theater-like sound at home.

**MOVIES ARE JUST THE BEGINNING.** DVD is more than just the ultimate entertainment machine playing movies and music CDs. One DVD disc can hold the equivalent of 11,500 floppy discs. That means for computers, video games and business the possibilities are endless. And that's just the beginning. For more information call toll free 1-888-PANADVD. For an informative fax call 1-888-329-4872. Or see us on the web at [www.panasonic.com](http://www.panasonic.com). Once you know all that DVD can do, there's no looking back.



Made possible by  
**Panasonic**<sup>®</sup>  
just slightly ahead of our time<sup>®</sup>

\* Depending on tv monitor and software content.  
\*\* With Dolby Digital ready equipment.  
† Dolby Digital (AC-3) is a registered trademark of Dolby Laboratories Licensing Corp.

# WHAT'S NEW



## Wilson Benesch Turntable


A complex sandwich of elastomeric polymer structures, rather than springs, is used to attenuate motor noise and low-frequency vibration in the Circle turntable. Eliminating springs is said to improve long-term stability and to reduce setup time to 5 minutes. Cantilevered, carbon-fiber

rods are used for high-frequency energy control. The main bearing is made of steel and bronze, the platter from polycarbonate. Prices: With ACT 05 tonearm (shown), \$2,995; with Rega RB300 tonearm, \$1,995 (Wilson Benesch, c/o Pro Audio Ltd., 847/526-1646). For literature, circle No. 100

## PATHOS INTEGRATED AMP

Pure silver wiring and proprietary INPOL circuitry are used throughout the Twin Towers integrated amp. A Class-A hybrid design with a tube input stage and transistor output stage, it is rated at 30 watts per channel into 8 ohms, with less than 0.5% harmonic distortion. All components, including the 23-step volume potentiometer, are said to have been chosen after lengthy listening evaluation by

musicians and audiophiles. The striking Italian design incorporates vertical, fan-assisted radiators to dissipate heat. Price: \$4,900. Pathos, c/o Hi-Fi Forum, 900/777-8279. For literature, circle No. 101



## UNIVERSAL REMOTE CONTROL

There are 25 macro buttons, each capable of sending up to 10 commands (including on/off power sequences), on the Home Theater Master SL-8000 preprogrammed universal remote. The SL-8000 can draw upon a database of more than 1,000 audio/video components, including high-end units, for its operation and will control as many as



eight separate A/V components. Easy use in the dark is enabled by back-lit buttons and a liquid-crystal display. Price: \$99.95. (Universal Remote Control, 914/235-2610). For literature, circle No. 102

## SONY DVD



## PLAYER


Separate lasers, optimized for CD and DVD playback, are used in the DVP-S3000 DVD player, which also incorporates a 10-bit video D/A converter to minimize digital artifacts. A 32-bit microprocessor is said to yield superior slow motion, frame-by-frame advance, and high-speed scanning. Horizontal video

resolution is specified at greater than 500 lines. The player includes composite and S-video outputs as well as coaxial and optical digital outputs for connection to 5.1-channel Dolby Digital (AC-3) decoders. Price: \$599. (Sony, Sony Dr., Park Ridge, N.J. 07656). For literature, circle No. 103




As you begin your search for the ideal home theater audio system, ask yourself what's important:

Is it the size of the equipment?



Or is it the size of the sound?



It has long been assumed that bigger equipment means better sound. Not anymore. Bose® Lifestyle® systems allow you to enjoy better sound with less clutter, less equipment and less complication.



- A single, 2½" high music center replaces an entire rack of electronics and includes a built-in CD player and AM/FM tuner.
- Tiny Jewel Cube® speakers are about the size of a computer mouse. And hidden away out of view is the

Acoustimass® module for purer, more natural bass. Your favorite music, movies and sports programs will come to life in a way you



simply cannot imagine. • *Home Theater Technology* summed it up by saying, "Everything is



included and carefully thought out.... The performance is awesome."\*\* • Please call for your complimentary guide to our Lifestyle® music and home theater systems, and for Bose dealers near you. Then compare the size of Bose sound to the sound of the biggest equipment you can find.

**BOSE**  
Better sound through research®

1-800-444-BOSE Ext. 599 [www.bose.com](http://www.bose.com)

© 1997 Bose Corporation JN98307G \*From a review of the Lifestyle® 12 home theater system  
CIRCLE NO. 6 ON READER SERVICE CARD

# WHAT'S NEW



## ENERGY SPEAKER

Using two 5-inch polypropylene cone woofers and a 1-inch multi-laminate dome tweeter, the AC-300 center-channel speaker is said to be a high-performance design providing a suitable timbral match to Energy's front-radiating Connoisseur and bipolar Audissey models.

A vented system, the AC-300 has gold-plated terminals for biamping and is rated for amplifiers as powerful as 175 watts per channel. The 3-dB-down low frequency is specified at 47 Hz. Price: \$400 each. (Energy, c/o Audio Products International, 416/321-1800) For literature, circle No. 105



## MISSION SPEAKER

To celebrate Mission's 20th anniversary, worldwide production of the 750LE (Limited Edition), a mini-monitor with a 5¼-inch woofer and 1-inch fabric-dome tweeter, will be limited to 7,000 pairs. The woofer's cone material, Aerogel, is said to provide exceptional midrange clarity, and the inverted arrangement of the tweeter

below the woofer was selected to yield optimum vertical dispersion and time coherence. The enclosure, made of 1¼-inch-thick medium-density fiberboard, is finished in burnished rosewood. Price: \$500 per pair. (Mission Electronics, c/o Denon, 973/575-7810)

For literature, circle No. 107



## B&W SPEAKER


Like its stand-mounted sibling (the CDM 1), the floor-standing CDM 7 has a canted upper baffle that is said to eliminate high-frequency reflections and promote fine imaging. A vented system with a footprint the size of a magazine, the CDM 7 uses a 6½-inch Cobex-cone woofer and a second 6½-inch bass/midrange driver, the latter with a long-throw, woven-Kevlar cone. A 1-inch metal-alloy dome handles frequencies above 3 kHz. Frequency response is specified as 40 Hz to 20 kHz, ±3 dB, with 6-dB-down points at 30 Hz and 30 kHz. Price: \$1,800 per pair. (B&W, 508/664-2870) For literature, circle No. 106

## Bag End Subwoofer

Intended for home theater or stereo systems, the Infrasub-18 uses an 18-inch cone driver in a sealed enclosure powered by a built-in, 400-watt amplifier. The amp's

Extended Low Frequency (ELF) dual integrator circuit electronically boosts the driver's response below resonance to yield a flat acoustical response that Bag End says extends to 8 Hz, a full octave below the lowest audible musical note (16 Hz). Though 8 Hz is inaudible, the company says this design improves phase response. Price: \$3,295

in rosewood (shown) or \$1,895 in black vinyl. (Bag End Loudspeakers, 847/382-4550) For literature, circle No. 108



SONY



“

YOU ALREADY KNOW MY  
**HIGH OPINION**  
OF **DVD**...”

“...AND **SONY** IS LARGELY RESPONSIBLE FOR THAT OPINION.”  
STEREOPHILE GUIDE TO HOME THEATER



## Presenting the "REFERENCE STANDARD" in DVD Performance.

**S**tudio-quality digital video. Multichannel digital audio. Superb convenience. Unprecedented versatility. DVD is an amazing entertainment medium — and one that imposes incredible new demands on home entertainment components.

To meet these demands, Sony has created a "reference standard" DVD playback system featuring our **DVP-S7000 DVD Player** and **SDP-EP9ES Dolby® Digital Processor**. Taken individually, each component has won universal acclaim from the world's most demanding audio/video critics. But taken as a whole, they achieve a new level of sight and sound performance.

It was not mere coincidence that both of these components came from Sony. For years, Sony has accumulated expertise from co-inventing the Compact Disc, as well as from being one of the principal developers of the new DVD format. And Sony in-house expertise covers every aspect of DVD hardware and software, including everything from proprietary digital signal processing and laser optics to motion picture and concert video production, MPEG-2 encoding, disc authoring, mastering and replication.

Now you can benefit directly from this expertise and experience the full potential of DVD performance. Go with the only company that fully understands digital video and audio technology. **Sony - Defining the Digital Future™**



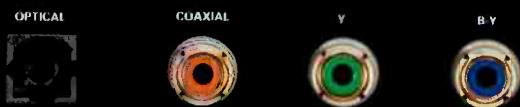
SDP-EP9ES Dolby Digital Processor  
and DVP-S7000 DVD/CD Player

Critics who rarely agree on anything are unanimous in praising the Sony **DVP-S7000** DVD Player. *Video Magazine* stated it "...sets the Reference Standard"<sup>3</sup> and *Widescreen Review*<sup>4</sup> declared it "...our reference DVD player..."<sup>4</sup> *Audio* magazine hailed the S7000 for its "dead-on accuracy" and found it "the most nearly perfect video product I've had on my bench."<sup>5</sup>

*Audio/Video Interiors* called the DVP-S7000 "...the hot piece,"<sup>6</sup> while *FI* proclaimed that it "...has gained a reputation with videophiles as the best of the current batch of players..."<sup>7</sup> And *Stereophile Guide to Home Theater* simply concluded "...using the Sony, I never felt the urge to change to another player. Its smooth-yet-sharp video performance results in truly film-like images and never disappoints."<sup>1</sup>



DVP-S3000 DVD/CD Player



The DVP-S7000 incorporates a full complement of Audio/Video outputs.

The **DVP-S7000** achieves these unparalleled results by using unprecedented technologies. There's Sony's proprietary **MPEG-2 decoder IC** for superlative picture detail, plus **10-bit video D/A conversion** to extract every ounce of tonal gradation. **Component video** outputs preserve every last drop of color resolution, while our **Dual Discrete™ optical pick-up** provides uncompromised performance for both DVD and CD. And audio circuitry straight from Sony's most advanced CD players results in sonic clarity and detail far beyond the ordinary.



Now the **DVP-S7000** has been joined by the more affordable **DVP-S3000**. It retains much of the performance and technology of its top-of-the-line sibling, including both coaxial and optical digital outputs, while adding a new feature: **Audio Priority**. This Sony exclusive automatically selects the **5.1-channel mode**, regardless of where it's embedded on the disc. Best of all, there's no need to search through menus, making it the most convenient way to play.

Whether you choose the Reference Standard **DVP-S7000** or the more accessible **DVP-S3000**, you'll enjoy DVD Video performance that's pure Sony. And you'll have the ideal companion to one of our **Dolby Digital** processors or receivers.

“**A CUT ABOVE**  
OF FEATURES, **ERGONOMICS**”

DVP-S7000 DVD/CD Player

SONY

ON/STANDBY  
POWER

PHONE LEVEL



DIGITAL VIDEO NOISE

DVD  
VIDEO

**THE REST IN TERMS  
AND PERFORMANCE.”**  
HOME THEATER MAGAZINE<sup>2</sup>

“**THE BEST** WAY I’VE FOUND OF  
**AUDIO SYSTEM FOR THE NEW**”



SDP-EP9ES Dolby Digital Processor





# READYING AN EXISTING DIGITAL SURROUND AGE."

AUDIO MAGAZINE®

The Sony **SDP-EP9ES** Dolby Digital Processor has the critics applauding. *Stereophile Guide to Home Theater* declared that it "offers performance that approaches the state-of-the-art in digital surround processing..."<sup>9</sup> while *HiFi News & Record Review* called it "a truly magnificent example of digital engineering..."<sup>10</sup>

Furthermore, *Hi-Fi Choice* says that the **SDP-EP9ES** "seamlessly blends the digital sources of hi-fi and home cinema..."<sup>11</sup> And *Home Entertainment* states it "could be the one product that finally bridges the gap between high end digital hifi and the best home cinema has to offer."<sup>12</sup>

This remarkable component brings home all the excitement, impact and control options that Dolby Digital (AC-3®) surround provides. Unlike Dolby Pro Logic® decoding, Dolby Digital reproduces full bandwidth, with **more than 90 dB** of separation between all six channels. So you hear movie soundtracks and concert videos that are more dynamic, more dimensional and more convincing. In short, it's a crucial part of the total DVD Video experience.

And only Sony provides Dolby Digital decoding with a difference. For added realism, our exclusive **Digital Cinema Sound™** modes allow you to enhance DVD playback using soundfields that are exact acoustic replicas of actual Hollywood sound stages. You'll also hear Dolby Digital as it was meant to be heard, thanks to our higher performance

## ◆ Digital Cinema Sound

**24-bit digital signal processing**, as well as the same digital filters and D/A converters that are built into our acclaimed CD players.

Plus, unlike many Dolby Digital decoders, Sony products let you customize sound parameters to match your specific room requirements, including everything from digital equalization and dynamic range compression to bass redirection functions.

Finally, no one offers more Dolby Digital solutions than Sony. Both our reference standard **SDP-EP9ES** and our more affordable Dolby Digital Processor can be connected to any Dolby Digital-ready receiver. Or choose from four receivers with built-in Dolby Digital decoding, including our new flagship, the **STR-DA90ESG**. Each boasts the full bandwidth multichannel power and comprehensive control that you expect from Sony.

It all adds up to more ways to maximize your DVD experience.



STR-DA90ESG Dolby Digital Receiver

## Dolby Digital Decoding with a difference.

### Customize sound to match speaker placement.

- Front: Large/Small
- Center: Large/Small/No
- Rear: Large/Small/No
- Subwoofer: Yes/No

### Adjust delay parameters to fit room requirements.

- Front: 3 to 40 feet
- Center: 1 to 6 feet
- Rear: 1 to 6 feet

### Set volume for individual channels.

- Front L/R Balance -8 to +8 dB
- Rear L/R Balance -8 to +8 dB
- Center -10 to +20 dB/Mute
- Rear -10 to +20 dB/Mute
- Subwoofer -10 to +20 dB/Mute

### Achieve the highest level of Dolby Digital performance.

- 24-bit DSP decoding
- Exclusive Digital Cinema Sound™ modes
- Virtual 3D modes
- Dolby Pro Logic backward compatibility
- Digital EQ or digital bass/treble controls
- Digital dynamic range compression
- Bass redirection function
- Calibration test tone
- Bypass mode (SDP-EP9ES, E800)
- Direct pass mode (STR-DA90ESG, DA80ES, DE1015G, DE915)
- Digital Master Volume (SDP-EP9ES)
- Multiple Dolby Digital inputs



Conventional Voltage Type D/A Converter



Sony's Current Pulse D/A Converter


A **SUPERIOR**  
**PLAYBACK SYSTEM**  
 DESERVES **SUPERIOR**  
**SOFTWARE**

**FOUR**  
**DVDs** **FREE!**


At Sony, we understand that even reference standard components require cutting-edge software to achieve outstanding performance. So if you purchase a **Sony DVD Player** together with a **Sony Processor or Receiver** with **Dolby® Digital** decoding between **October 1, 1997 and January 31, 1998**, you can select **two DVD Movies** and **two DVD Concert Videos** from Columbia TriStar Home Video and Sony Music Entertainment for **Free**, from the titles listed below – a **\$100 Value**. For **Coupon and more Information**, see your **Participating Sony Dealer**.

It's just one more reason why you should demand nothing less than **Sony**, if you want nothing less than "reference standard" DVD performance.

**CHOOSE TWO MOVIES...** Jerry Maguire • Sleepless in Seattle • Matilda • Legends of the Fall • Desperado • Cliffhanger



**...AND TWO CONCERT VIDEOS** Neil Diamond Greatest Hits Live • Gloria Estefan The Evolution Tour: Live in Miami • Stevie Ray Vaughn Live from Austin, Texas • Mary Chapin Carpenter Jubilee, Live at Wolf Trap • Luther Vandross Always & Forever • Sesame Street Elmo Saves Christmas



©1997 Sony Electronics Inc. All rights reserved. Reproduction in whole or part without written permission is prohibited. Sony, Defining the Digital Future, Dual Discrete and Digital Cinema Sound are trademarks of Sony. Dolby, Pro Logic and AC-3 are trademarks of Dolby Laboratories Licensing Corporation. 1. *Stereophile Guide to Home Theater*, Winter, 1997. Reprinted with permission. 2. *Home Theater*, June, 1997. Reprinted with permission. 3. *Video Magazine*, April, 1997. Reprinted with permission. 4. *Widescreen Review*, September 1997. Reprinted with permission. 5. *Audio Magazine*, January 1997. Reprinted with permission. 6. *Audio-Video Interiors*, September, 1997. Reprinted with permission. 7. *FI*, October, 1997. Reprinted with permission. 8. *Audio Magazine*, July, 1997. Reprinted with permission. 9. *Stereophile Guide to Home Theater*, Winter, 1997. Reprinted with permission. 10. *HiFi News & Record Review*, September, 1997. Reprinted with permission. 11. *Hi-Fi Choice*, July/August, 1997. Reprinted with permission. 12. *Home Entertainment*, July/August, 1997. Reprinted with permission. ©1997 Columbia TriStar Home Video. All rights reserved. Neil Diamond – *Greatest Hits Live* ©1988 Arch Angel Television Productions, Inc. / "Columbia" Reg. U.S. Pat. & Tm. Off. Marca Registrada. Gloria Estefan – *The Evolution Tour: Live in Miami* ©1996 Sony Music Entertainment Inc. / "Epic" Reg. U.S. Pat. & Off. Marca Registrada. Stevie Ray Vaughn – *Live from Austin, Texas* ©1997 Sony Music Entertainment Inc. Mary Chapin Carpenter – *Jubilee, Live at Wolf Trap* ©1995 Sony Music Entertainment Inc. Luther Vandross – *Always and Forever – An Evening of Songs at Royal Albert Hall*. ©1997 Sony Music Entertainment Inc. Sesame Street – *Elmo Saves Christmas* ©1997 Children's Television Workshop (CTW). Sesame Street Muppets ©1997 Jim Henson Productions, Inc. "Sesame Street" and Sesame Street sign are trademarks of CTW. "Sony Vonder" is a trademark of Sony Corporation. All rights reserved. Sony Music Entertainment Inc., 550 Madison Avenue, NY, NY 10022.

**SONY**

Sony Electronics Inc.  
 1 Sony Drive  
 Park Ridge, NJ 07656  
<http://www.sony.com>

## Does Swapping CDs Damage Player?

**Q** I have a top-loading CD transport and a separate D/A converter. Because I am an erratic listener (playing a couple of songs on one CD, switching to another, and so on), I worry that frequently opening and closing the transport lid might damage it.—Eric J. Brock, West Chester, Ohio

**A** I can't imagine any harm will be done by inserting and withdrawing many discs during a listening session. I use a rather inexpensive player and often play short selections from many different CDs. The drawer on my player still works fine. If anything, the lid of your CD transport should be even simpler mechanically than a CD drawer. I believe your transport (which likely cost far more than my entire player) will stand up under your listening conditions.

## Wiring Shielded Cables

**Q** What is the best way to wire shielded cables and their associated connectors? I always wire XLR connectors so that the shields are attached to pin 1 but also to the shell. This avoids hum if I touch the shell when the equipment is operating. Where the cable has an XLR connector on each end, I connect the shield to pin 1 on both ends of the cable. Some people tell me that it is best to hook up the shield to just one end. I connect the signal return (ground) to both ends, usually pin 2. Sometimes I need to wire a cable with an XLR on one end and a phono plug on the other. I connect the shield only to the phono plug but connect the ground to the phono connector and the XLR. Is this correct?—Donald Bisbee, Columbus, Ohio

**A** Let's start with your XLR-to-phono hookup. I approve of your wiring method but only if the phono plug feeds the input of a component. In instances where the shield is to be grounded at just one end, I have always made it a practice to designate that end the input end—i.e., the end of the cable that connects to an input jack of a component.

Where there is a shell ground terminal, use it just as you have. It is there to keep hum from being produced when touching the shell.

The input end of an XLR-to-XLR cable (i.e., the end that plugs into an XLR input) is usually the male connector. This, then, is the end to which the shield is to be sol-

dered. As you said, the signal ground must be soldered to each connector. Usually such cables are used in balanced circuits. In this application, neither of the signal conductors is grounded, so they must be soldered to each end of the cable.

If an XLR cable is to be used as an extension, however, things change. In such a case, ground the shield to pin 1 on both ends of the cable. Failure to do so will mean that the shield won't be carried through.

## CD Changer Black-Out

**Q** When I turn on my five-disc CD changer via my receiver's AC outlet, sometimes the laser will not read any of the discs. Also, if I open the carousel drawer and press the proper disc number, instead of it closing and the disc playing in the normal way, the drawer stays open. The changer will then indicate it is trying to play the disc with the drawer open. However, if I shut the power off and then turn it back on, the problem is fixed. What is wrong here? Is my powered sub, which is close to the equipment rack, disturbing the player's laser?—Brad Weintraub, Highland Park, Ill.

**A** We can be certain that the powered subwoofer is not responsible for the problems with your CD changer. I think the culprit may be insufficient AC power-line voltage. You mention that the CD changer is plugged into a convenience outlet on your receiver and that you turn the equipment on all at once, which includes the player. Have you tried turning off the CD changer and keeping it off until the rest of your hi-fi system is powered up? If so, did the player act normally when it was (separately) turned on? If it did, this means that your equipment draws enough initial current to cause a momentary drop in line voltage at the instant you turn everything on. It may be that the CD changer is reacting negatively to this and failing to "boot up" properly. If the difficulty persists even when you turn the changer on separately, then there is an inherent problem in the machine and it should be serviced by a qualified technician.

## AUDIO CLINIC

JOSEPH GIOVANELLI

## Transferring Slides to Video

**Q** I want to transfer some slides to videotape and add musical accompaniment to the resulting video. I assume the music will have to be recorded on the VCR's linear track. But how do I connect a CD player to the VCR's microphone input and not overdrive it, as the CD player produces more output than the mike input will tolerate?—Paul Davis, Torrance, Cal.

**A** Almost all VCRs have line-level audio inputs that will accept the output of your CD player and work just fine. If all you have is a pair of mike inputs, you can solve your problem by using attenuating cables or adaptors made for this purpose (available at Radio Shack stores or from DB Systems, 603/899-5121). Make sure the cable has appropriate connectors for your equipment.

Most Hi-Fi VCRs are designed so that the incoming audio is recorded on both the Hi-Fi track and the linear edge track, to maintain compatibility with non-Hi-Fi machines. But not all VCRs permit the audio on the linear track to be replaced after it's been recorded. To accomplish this, your VCR must have a function called "audio dubbing," engaged with a switch, in which the linear track is erased and rerecorded without harming the video.

There is no VCR that permits replacing the audio on the Hi-Fi track after the initial recording of video information. This is true even when no audio was recorded during the taping of the video. Attempting to add audio later will erase the video information.

If you wish to use the Hi-Fi tracks to record the music, you will have to time the music and the video information and record both simultaneously. You may have to fade the music as video ends. The process can become involved, and you might want a

If you have a problem or question about audio, write to Mr. Joseph Giovanelli at AUDIO Magazine, 1633 Broadway, New York, N.Y. 10019, or via e-mail at JOEGIO@delphi.com. All letters are answered. In the event that your letter is chosen by Mr. Giovanelli to appear in Audioclinic, please indicate if your name or address should be withheld. Please enclose a stamped, self-addressed envelope.

second person to help you cue video and sound. If you use the linear track, you can do the work in short segments and rerecord the music if you make a mistake. But it still requires careful planning and timing to effect a smooth, seamless presentation.

## Replacing an Old Power Transformer

**Q** I am trying to get my equalizer repaired. Two technicians have told me that the power transformer must be replaced but that it is impossible to find. Is there any

way to locate such a transformer?—Stephen Russell, Sr., Tarrytown, N.Y.

**A** Try contacting the equalizer manufacturer, if it is still in business. Many companies keep parts in stock for seven years or more, and you may get lucky. If you can't obtain the part, try to get a copy of the service manual (you may be charged for this). The various voltages needed will be listed in the manual, and that should enable you to find a substitute transformer. Of course, the maker may not be able to provide such a manual, but you're not out of

luck—yet. There's always Radio Shack, which claims to be able to repair any electronic device. See if they can fix the equalizer. If you'd rather do the job yourself, Radio Shack also sells schematic diagrams on special order. (I have even obtained some non-audio schematics from that source.)

With the schematic in hand and the required voltages shown, you can then look in parts catalogs for a substitute power transformer. It's likely you won't find an exact physical match for the old transformer; you may have to attach the new one to the back panel of the equalizer and run the leads inside. If you really like your equalizer, the extra work is worthwhile.

If the original transformer has several windings and a replacement unit cannot be located, it may be possible to find two separate transformers that, used together, will provide all the voltages you require.

If none of this works out or if you are desperate for the exact part, take out a classified ad in *Audio*.

If that fails, there is one final option: Advertise for an equalizer just like yours, same make and model. Even if it's inoperative, perhaps the transformer is good and you can substitute the good one for the bad one. Of course, if the second equalizer operates and the price is reasonable, buy it and keep the old one for spare parts.

## Preamp vs. Amplifier

**Q** Can you explain the difference between a preamp and an amplifier? I don't understand why an amplifier can't do the job of a preamp.—Rob Arrabito, Toronto, Ont., Canada

**A** The matter of having separate components—a preamp, amp, tuner, and so on—goes back to the early days of high fidelity. Audio buffs wanted to be able to change certain parts of a sound system and keep the remaining pieces.

If you think of a modern receiver, it contains a tuner (to pick up radio stations), a preamplifier, and a power amplifier, all on the same chassis. Similarly, what some people call an amplifier is often an integrated amplifier, because it *integrates* the functions of a preamplifier and a power amplifier on a single chassis. (However, it lacks a tuner; if it had one, it would be a receiver.)

Preamplifiers and power amplifiers can be purchased separately. A preamplifier

# Make your entertainment system unstoppable.



## Strata®

### Back-up Power Supply, Surge Protector, and Power Control Center in one.

**Uninterruptible Power Supply**

Every little hiccup in the power lines eats away at your investment in your valuable electronics! Never again, thanks to Strata's constant supply of clean, regulated, battery-supported power. You'll never lose a timed VCR taping or have to reset your clocks and programs due to a power outage. You'll protect your electronics against ongoing damage from power fluctuations, too.

**Surge Protector**

Not even a lightning strike can get past Strata. You'll get protection up to 570 joules for every type of connection — 6 AC outlets, cable TV lines, and phone wires, too, with a repair or replacement **\$30,000 Guarantee.**

**Complete Control**

The detachable control panel provides on/off control of 5 of your connected devices, plus a dynamic display with continuous info about your power conditions, back-up time, surge events, and more.



**Protect your investment in your home electronics!**

AVAILABLE FROM YOUR ELECTRONICS DEALER.  
Also available in "computer beige." Rack mount option available.

1-888-XSTECH1 (1-888-978-3241) • Canada (407) 895-174  
3001 Curry Ford Road, Orlando, FL 32806 • www.xstech.com

contains all of the operating controls—volume, balance, tone, source selector, tape monitor, and (usually) the circuitry needed to boost the tiny output (a few millivolts) of a phono cartridge to a level (about 1 to 3 volts) that will drive an amplifier to its full output. As a low-level device, a preamp's output is not measured in watts but in volts. For this reason, a speaker cannot be connected to it. Because a speaker driver is, essentially, a reciprocating electromagnetic motor, it requires considerable voltage and current to supply the mechanical energy to pump air and fill a room with adequate sound pressure. A power amplifier generates the *power* (expressed in watts) needed to drive a speaker.

The power amplifier may have no controls other than an on/off switch. If it has any, they will likely be limited to one-time use-and-set functions, such as input level or bridged/normal operation.

### Background Hiss from Speakers

**Q** *When my pair of mono amps is on but sitting idle (with my preamp's volume control turned all the way down), I hear excessive hiss from the speakers. I have tried various grounding methods, plugged up all the unused inputs on the preamplifier, and even moved the system to another location in my house to see if the problem was related to the AC wiring. Nothing has helped. What's wrong?*—Jason Levert, Westfield, Ind.

**A** Probably the sensitivity of your two power amplifiers is too great for the preamp you are using. You are hearing hiss produced by the stages that follow the volume control in the preamplifier circuit. Because they are *after* that control, the hiss cannot be reduced by turning down the volume.

If the power amps have input level controls, turn them down until the hiss disappears. Be sure you maintain channel balance. What you should strive for is a happy combination of little or no hiss and the ability to better control the volume. As it is now, most of the volume control's range you use probably is in the first quarter or third of its rotation. By reducing the power amplifiers' sensitivity, the usable range of the volume control will be expanded.

If the power amplifiers lack level controls, you can add them internally (if there's space) or externally. Or, if you're handy

with a soldering iron, you can construct a simple voltage divider, which is all a standard volume control is. Inasmuch as the divider consists of two resistors for each amplifier, it's likely you will find space inside the chassis to install this simple circuit.

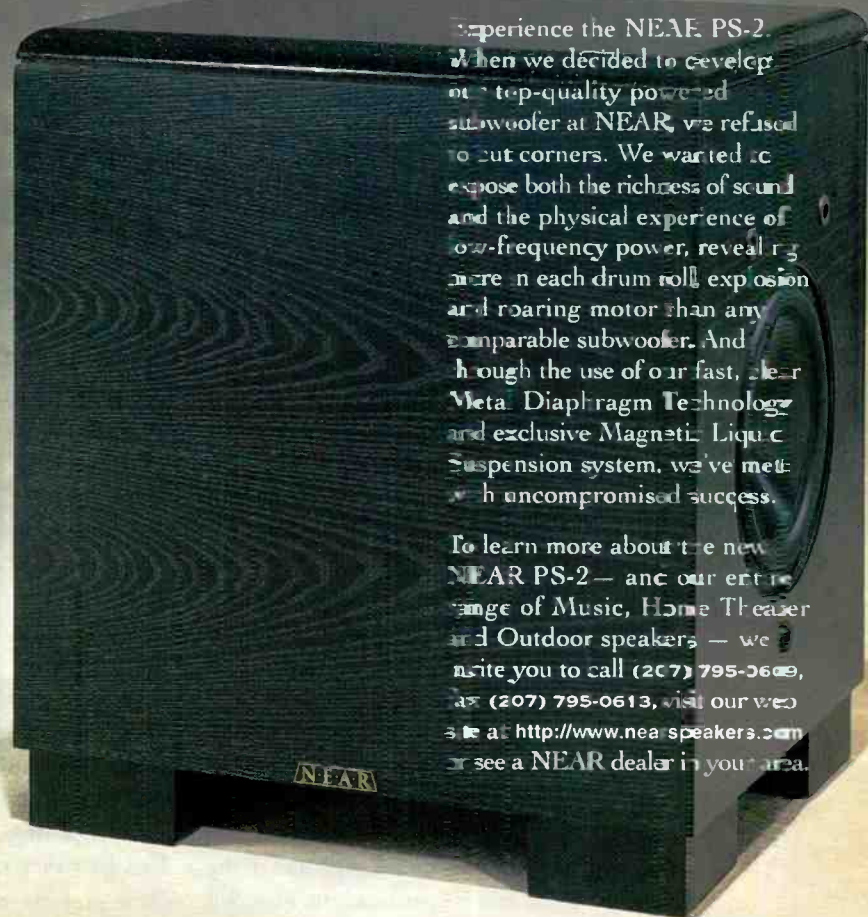
I would start with resistor values of 39 and 10 kilohms. (Wattage is not at all critical.) One lead of the 10-kilohm resistor is grounded; the other lead connects to one end of the 39-kilohm resistor. The remaining lead of the 39-kilohm resistor is connected to the hot terminal of the amplifier's

input jack. The junction of the two resistors is connected to the wire that was originally soldered to that terminal.

This circuit will supply a 12-dB reduction in sensitivity and, naturally, hiss. If there is still too much hiss, decrease the value of the 10-kilohm resistor experimentally until you find one that's ample but doesn't force you to set the preamp's volume control so high that the preamp is overdriven. If that happens, and you still have obvious hiss, the preamp or the amps are too noisy and should be checked out. **F**

PS-2 — QUALITY — PERFORMANCE

## DETAIL YOU CAN FEEL.



Experience the NEAR PS-2. When we decided to develop our top-quality powered subwoofer at NEAR, we refused to cut corners. We wanted to expose both the richness of sound and the physical experience of low-frequency power, revealing more in each drum roll, explosion and roaring motor than any comparable subwoofer. And through the use of our fast, clear Meta Diaphragm Technology and exclusive Magnetic Liquid Suspension system, we've met with uncompromised success.

To learn more about the new NEAR PS-2 — and our entire range of Music, Home Theater and Outdoor speakers — we invite you to call (207) 795-3609, fax (207) 795-0613, visit our website at <http://www.nearspeakers.com> or see a NEAR dealer in your area.

**NEAR**

The Leader In Metal Speaker Technology  
A Bogen Communications Company

12 Foss Road, Lewiston, Maine 04243

<http://www.nearspeakers.com> e-mail [near@me.com](mailto:near@me.com)

©1997 New England Audio Resource

## DVD AUDIO UPDATE



The first DVD format, DVD-Video, has gotten off to a good start, and I believe it is destined to be as successful as the Compact Disc has been. Just as CD has demonstrated technical advantages over the vinyl LP, DVD has comparable advantages over laserdisc—and it costs less than laserdisc. When second-generation players come on the scene, and when the software catalog reaches critical mass, sales will climb rapidly.

Meanwhile, there is much talk about a future DVD-Audio format, usually in terms of up to eight channels at a resolution of 24 bits and a sampling rate of 96 kHz. This would be a straightforward extension of the PCM audio specifications included in the existing DVD-Video standard. This is not the only possibility, however, as Sony and Philips are propos-

ing Sony's Direct Stream Digital (DSD) bitstream recording process (see "Currents," October 1996) as the basis for DVD-Audio.

For their part, record companies are reluctant to manufacture prod-

uct for a new format unless it will somehow be backwardly compatible with the existing universe of CD players. This basic requirement calls at least for a double-sided disc or, alternatively, a single-sided, dual-layer disc. In either event, the resulting discs may be more expensive to manufacture than normal CDs.

Given the many techno-musical interests at hand and their multiple

agendas, it is easy to see how the definition of a primarily audio-oriented DVD format may be up in the air for some time. Even if there should be formal agreement on a standard, there is no assurance that product will be made for it. As a warning to ourselves, let us state that it would be foolish to invent a system that nobody in the recording business wants to use.

We shouldn't have to wait indefinitely to see what will happen. What we need is a bridge to the future by which certain hypotheses can be tested now. Foremost is the question: Is there really life for surround sound music without a moving picture? I am convinced the answer is a resounding "yes," but we don't know the particulars. Should the approach be one of relating recorded performances to the concert hall experience, via direct-ambient recording techniques? Or will future listeners want to be immersed in a more active sound field, like those to which they may have become accustomed via movie soundtracks?

Another big question is how many channels are really needed for music without picture. Two-channel stereo has been so finely honed over half a century that many serious music lovers believe nothing more is needed. Five-channel represents a starting point; the three channels across the front give absolutely stable imaging in the traditional stereo sense, and the stereo pair of surround channels

**IT WOULD BE FOOLISH  
TO INVENT A SYSTEM  
THAT NOBODY IN THE  
RECORDING BUSINESS  
WANTS TO USE.**

offers numerous options for creating an ambient backdrop to the overall presentation. No height information is conveyed, however, and no hard side images are possible with the normal speaker configuration.

Fortunately, we do have that bridge to the future I mentioned, by which we can begin to investigate these questions. The discrete multi-channel audio systems used for

DTS Ready

# Beyond



*Limitations Dissolve. All Possibilities Emerge.  
The New TheaterMaster Line.*

## TheaterMaster<sup>®</sup>

*Encore, Ovation and Signature*

*The New Era.* As the first company to introduce high-end multi-channel decoders, EAD is proud to announce the next generation: TheaterMaster Encore, Ovation and Signature. Consider:

**3rd Generation:** TheaterMaster now offers 3rd generation technology. Up to 12 previously separate circuits have been integrated onto cutting-edge IC's, enhancing performance, upgradability, and reliability. Flawless decoding of Dolby Digital<sup>®</sup>, DTS<sup>™</sup> HDCD<sup>®</sup>, Dolby Pro-Logic<sup>®</sup> and audiophile stereo is now possible at prices that will amaze you. You, the consumer, benefit most from this price/performance revolution.

**Sound:** *Extraordinary.* The original TheaterMaster was used by Hollywood to produce over 200 AC-3 movie releases. New enhancements in EAD's award-winning AccuLinear<sup>®</sup> and Digital Flywheel<sup>™</sup> circuitry achieve even greater levels of sonic realism and emotional involvement. Purity that establishes a new standard.


**Ergonomics:** With a back-lit, touch-screen programmable remote and front-panel LCD screen, TheaterMaster offers the slickest, most comprehensive user interface in the industry. Set-up, volume control, and audio/video switching are accomplished effortlessly. Controls all components in your system.



*Enlightened Audio Designs*

402 NORTH B STREET • FAIRFIELD, IOWA 52556 • 515-472-4312 • WWW.EADCORP.COM

CIRCLE NO. 4 ON READER SERVICE CARD



# FREE Audio Catalog

At Cambridge SoundWorks we make unique, critically-acclaimed speakers and music systems designed by Henry Kloss (founder of AR, KLH & Advent). We sell them—and components from companies like Sony, Pioneer, Harman Kardon, Carver and others—factory-direct, with no expensive middlemen. Call today and find out why *Audio* magazine said we may have “the best value in the world.”


- Call toll-free – 8AM-Midnight (ET), 365 days a year—even holidays.
- Save hundreds on components and systems from Cambridge SoundWorks, Sony, Pioneer, Aiwa, Harman Kardon, Carver, JVC and more.
- Audio experts will answer your questions before and after you buy.
- 30-Day Total Satisfaction Guarantee on all products.

**Great Sound.  
No Risk. Only \$999**  
(Introductory Price.)

**PCWorks™ by Henry Kloss** – Our newest compact, amplified multimedia speaker system. The most affordable audio system we know of that produces very accurate, very realistic, wide-range sound – including terrific bass.

“You’ll be hard-pressed to find a better set of speakers for twice the price.”

**Boot  
magazine**



**1-800-FOR-HIFI**

**CAMBRIDGE  
SOUNDWORKS®**

**Critically Acclaimed. Factory-Direct.**

311 Needham Street, Suite 104, Newton MA 02164  
Tel: 1-800-367-4434 Fax: 617-332-9229  
Canada: 1-800-525-4434 Outside U.S. or Canada: 617-332-5936  
World Wide Web Address: www.hifi.com

©1997 Cambridge SoundWorks, Inc. PCWorks is a trademark of Cambridge SoundWorks, Inc.

movie soundtracks on DVD and laserdisc can also be applied to multichannel music recordings. All of these, however, employ some form of perceptual coding for data reduction, to reduce the amount of storage space required on the disc enough for five or six channels of audio to fit alongside all the video information. And that raises the question of just how good those methods of audio data reduction really are.

The answer is, far better than most people think. I have heard my own discrete five-channel mixes reproduced via Dolby Digital (AC-3), DTS, and MPEG-2 and have been aware of no artifacts at all, especially when those systems are operated at their higher data rates. This is not to say that perceptual coding audio systems are necessarily bulletproof, as classical music does not normally stress them greatly. But it is music we are concerned with here.

You can already hear some of this work in progress. For more than a year, Digital Theater Sound has been issuing 5.1-channel music programs on specially encoded CDs that must be played through the digital output of your CD player into a DTS decoder. Now, with DVD, a larger audience opens up. Home theater has given rise to a large population of five-channel loud-speaker setups that have mostly been reproducing Dolby Pro Logic decoded matrix surround. This environment, now being outfitted with DVD players, will extend true, discrete five-channel playback capability rapidly in the general marketplace.

In August of this year, Dolby Laboratories and Delos International issued a multi-purpose DVD. The program consists of:

1. Tchaikovsky: “1812” Overture. Andrew Litton conducting the Dallas Symphony Orchestra and Chorus. This is a five-channel direct-ambient recording, presented on the DVD in Dolby Digital operating at a data rate of 448 kilobits per second (the higher of the two multichannel AC-3 data rates officially supported in DVD-Video).

2. Four Dolby film trailers (titled *Train, Egypt, City, and Canyon*) for demonstrating sound in Dolby Digital.

3. Two bonus music tracks: a stereo, 16-bit PCM version of the “1812” Overture (as issued on the Delos CD DE 3196) and a five-channel Dolby Digital version of Richard Rodney Bennett’s *Barcarolle* for piano, played by Carol Rosenberger.

4. Audio test signals, including various reference level and channel checks, polarity checking, and swept frequencies for all channels.

5. Video test signals for determining possible crosstalk of video into the audio signal output and for determining the overall system noise floor.

There is also a “hidden” bonus track of the “1812” Overture accessible only on those DVD players that can accommodate Dolby Digital at its maximum data rate of 640 kilobits per second.

The audio portions of this DVD enable the listener to make some important comparisons. The stereo version of the “1812” is the same as on the Delos CD, but transcoded from the 44.1-kHz CD sampling rate to DVD’s 48-kHz rate. Those two channels are identical to the left and right front channels in the five-channel Dolby Digital version, thus permitting a direct comparison between normal PCM (without data reduction) and Dolby Digital. And if you have a player that can handle the 640-kbps AC-3 program, you can make a three-way comparison: linear PCM and Dolby Digital at two different data rates.

As noted above, the surround sound version of the “1812” Overture is most definitely of the direct-ambient type, which I think best fits the needs of the music. The direct-ambient approach can be combined with certain special effects, such as off-stage instruments and ensembles. The works of Hector Berlioz come to mind here. As an example, Delos released earlier in 1997 a CD of the massive Berlioz *Te Deum*, recorded in New York’s Cathedral of St. John the Divine. The work was originally performed in the church of St. Eustache in Paris, making use of the organ in the rear gallery, with orchestra, choir, and soloist located at the front of the church. The CD, of course, places the organ in the middle of the rest of the performers, but in the surround sound version we can experiment with putting the organ in the rear, inasmuch as we recorded the rather closely miked instrument with its own dedicated stereo microphone pair.

What I hope we can create during this interim period, before the finalization of DVD-Audio, is a public forum where the end user can participate in the evaluation processes, not only of what works musically, but of what is important technically. A



**NEW!**  
**10**  
**YEAR**  
**WARRANTY**



**New Ensemble Dual-Subwoofer/Satellite Speaker System**



**New Ensemble II Subwoofer/Satellite Speaker System**

# How Do You Improve On Two Of The Most Highly Acclaimed Speaker Systems Of All Time?

Believe us, it isn't easy. Our *Ensemble* and *Ensemble II* are among the most popular – and most critically acclaimed – speaker systems of all time. Designed by our co-founder, Audio Hall of Fame member Henry Kloss (founder of AR, KLH & Advent), they deliver very realistic, wide-range sound...without filling your living room with huge boxes. And because we sell them direct to you, the consumer, with no expensive middlemen, they offer an unprecedented combination of high performance *and* high value. After almost 10 successful years, we are now introducing new, improved versions of these classic speakers.

### **New Ensemble & New Ensemble II.**

In the new models, much remains the same. *Ensemble's* dual subwoofers and *Ensemble II's* single subwoofer haven't changed. In fact the overall tonal balance, dispersion and frequency range of the new models is essentially identical to the original speakers. And we've kept our affordable, factory-direct prices. Here's what's new:

### **New Satellite Design.**

The satellites for *New Ensemble* and *New Ensemble II* feature a new tweeter, redesigned crossover and a stylish new cabinet with tapered walls and a Nextel-coated grille. Acoustically identical to the original satellites, the new designs look better, feature improved power handling and offer increased flexibility in mounting options.

### **Improved Power Handling.**

While the original *Ensemble* and *Ensemble II* had formidable power handling capability, the new models employ even more robust construction, with a resulting increased ability to be used with today's

modern high-current amplifiers. *New Ensemble* and *New Ensemble II* can safely be used with any amplifier designed for home use.

### **New Industry-Best 10-Year Warranty.**

We feel this new design sets new standards for reliability in our industry. We're backing it up with an industry-best 10-year limited parts and labor warranty.

### **What critics said about the original Ensemble and Ensemble II**

Ensemble has "...crisp balanced sound...stereo imaging is phenomenally sharp – some of the best I've heard...the dynamics are stunning... some of the speakers I'm comparing it to cost \$1900 to \$2800."  
**-High Performance Review**

Ensemble may be "the best value in the world...a winner."  
**-Audio**

"Ensemble delivered a smoother output than many larger and more expensive speakers. It's hard to imagine going wrong with Ensemble."  
**-Stereo Review**

"Ensemble can provide big-speaker performance from a package that takes up little more room – or money – than mini speakers...another hi-fi milestone."  
**-CD Review**

"Ensemble II, like its companions in the Cambridge SoundWorks lineup, performs so far beyond its price and size class that it can be compared only with much larger speakers at substantially higher prices. Ensemble II is appreciably cheaper than its competition, yet in our opinion it can hold its own against any of them in overall performance...an outstanding value."  
**-Stereo Review**

**SAVE \$\$\$**  
 ON ORIGINAL ENSEMBLE & ENSEMBLE II  
 NOW THRU DECEMBER 28, 1997  
 CALL 1-800-FOR-HIFI FOR DETAILS

### **The Same Factory-Direct Prices.**

We're able to offer these new, improved models at the same, factory-direct prices as the originals.

*New Ensemble* Factory-direct price: \$599.99

*New Ensemble II* Factory-direct price: \$499.99

### **Satisfaction Guaranteed**

Like all our products, *New Ensemble* and *New Ensemble II* are backed by our 30-Day Total Satisfaction Guarantee. Listen in your home, with your music. If you aren't happy with them, return them for a full refund. There's virtually no risk.

To Order, For A Free Catalog, Or For  
 The Nearest Store Location, Call  
**1-800-FOR-HIFI**

(1-800-367-4434)

**CAMBRIDGE**  
**SOUNDWORKS**

**Critically Acclaimed. Factory-Direct.**

311 Needham Street, Suite 104, Newton, MA 02164

Voice: 1-800-367-4434 Fax: 617-332-9229

Canada: 1-800-525-4434 www.hifi.com

Outside U.S. or Canada: 617-332-5936

© 1997 Cambridge SoundWorks. Ensemble is a registered trademark and Tower, Tower II & Tower III by Henry Kloss are trademarks of Cambridge SoundWorks, Inc. KLH is a trademark of Jensen, Inc. AR and Advent are trademarks of International Jensen, Inc. Cambridge SoundWorks is not affiliated with KJH, Advent or AR.





ADCOM  
MOSFET

distortion alert power thermal protect



**Before you buy an expensive power amplifier, read the fine print.**

*The GFA-5802 is the culmination of years of award winning experience in the design and manufacture of affordable high performance components.*

Adcom's dedication to uncompromising sonic reproduction, innovative circuit design, and the highest quality electronic parts guarantee that, dollar for dollar, you're getting the best value in the audio world. At 300 watts per channel into 8 ohms and 450 watts per channel into 4 ohms\*, our new GFA-5802 combines innovative all MOSFET circuitry with a tremendous power supply to outperform the so-called "super amps" retailing for two to three times the price.

To produce this remarkable amplifier, Adcom started with an enormous toroidal power transformer. Totally separate secondary windings and independent ground connections ensure each channel is completely isolated from crosstalk and AC line interference. Lots of clean power for lots of clear and powerful sound. Even the neighbors will enjoy it.

# The new GFA-5802

GFA 5802

In addition to the GFA-5802's main toroidal transformer, a separate front end transformer is used. This additional device isolates the front end input stages from the main output section so any peak demands from the output stages will not decrease the operating voltages for the input sections. This design also contributes to improved separation at the inputs for precise soundstaging and imaging.

Adcom's new GFA-5802 power amplifier also has exceptionally large capacitors to store large amounts of DC current for supply to the speakers.

This large storage capacity means that the amplifier won't be starved for power when you're driving low impedance and/or inefficient speaker systems. Now your speakers and your music can sound the way you expect them to. All the time.

The simple, well organized design of the GFA-5802's glass epoxy circuit boards ensures outstanding and reliable operation. Using only single-ended Class

"A" circuitry in the front end, the Adcom GFA-5802 delivers the pure sound that other amplifiers can only talk about. All devices are precision matched for maximum performance, negligible distortion, and higher output currents.

We use only International Rectifier HEXFETs transistors in the signal path of the Adcom GFA-5802. These HEXFET circuits are reference grade, hybrid MOSFET transistors which reproduce all the punch and muscle of bipolar devices but with the musical sound of tube amplifiers. And since the GFA-5802 has only three gain stages it outperforms comparable amplifiers which usually have five stages or more. The shorter the path of power resistance, the better the sound.

The GFA-5802 comes with versatile binding posts for easy speaker hook up. Accepting either

standard stripped or "tinned" wires, single or dual banana plugs or spade lug connectors, the GFA-5802 is a great match for any system. And since it can drive virtually any speaker system regardless of its impedance, even the most demanding speakers will sing beautiful music. Additionally, the GFA-5802 comes equipped with two sets of binding posts for each channel. These extra binding posts allow the GFA-5802 to accommodate speaker systems that have "bi-wire" compatibility.

Adcom makes sure that the sound created by your other components can be flawlessly transferred to the GFA-5802's balanced power and optimum circuit technology. The GFA-5802 is equipped with two types of input connectors for complete compatibility, high quality gold-plated RCA jacks and XLR jacks. The GFA-5802's professional grade three pin XLR jacks provide positive, negative, and shield properties. The result is a balanced line connection between the GFA-5802 and your other components. This connection is essentially immune to electromagnetic and radio frequency interference and provides a significant reduction in common mode noise.

Dependable technology and efficient use of the highest quality parts make the GFA-5802 one of the most sought after audiophile products in recent years. And because it's an Adcom component it will benefit from a high resale value and an outstanding dealer service network. After you hear the GFA-5802 you'll agree that it's an incredible value in high-end audio.

The most important detail to look for before you buy your next amplifier is the Adcom name. Adcom audio and audio/video components are designed to be second to none. It's this driving passion for accurate, musical sound and performance that has made Adcom components sought after by the discriminating audiophile. Through a combination of technology and innovative engineering techniques, the Adcom GFA-5802 is quite possibly the best amplifier you may ever hear. From its toroidal transformer and giant capacitors to its reference grade HEXFET circuitry, the Adcom GFA-5802 is built to be the best amplifier money can buy.

To listen to all the GFA-5802 has to offer, call **1-800-882-9296** for the Adcom dealer nearest you.

Your ears will thank you.

And so will what's between them.

# ADCOM®

**Designed for your ears.  
And what's between them.**

11 Elkins Road • East Brunswick, N.J. 08816 • U.S.A.  
Tel: 732-390-1130 • Fax 732-390-5657  
Web: <http://www.adcom.com>

\*20 to 20,000 Hz with both channels driven at less than 0.18 THD  
CIRCLE NO. 19 ON READER SERVICE CARD

## THROUGH THE GRAPEVINE



**S**cratch a journalist and you'll find a yenta. Sorry, but it's in our nature to gossip; we are, after all, news gatherers and disseminators. And the ultimate in gossip-fests are the various hi-fi shows, where it seems that, after hours, we have nothing better to do than wallow in rumor, hearsay, innuendo, and, in some cases, lies. Fortunately, little of this stuff reaches print because libel laws and common sense keep all but the most idiotic and self-destructive of editors from publishing dangerous or hurtful stories. A mere whiff of financial ill health can cause a company to fail, even if the whiff is pure vapor. A glib journalist can wreak more havoc than one would imagine possible.

Take the latest sack of scuttlebutt to reach my ears, at the Custom Electronic Design and Installation Asso-

ciation (CEDIA) show in Atlanta and the Hi-Fi Show in London, in early September. Two generally reliable sources told me that word on the street had declared Mobile Fidelity a goner. Given that I had received a couple of review copies from the label just a few weeks earlier and that I had spent an enjoyable lunch with MoFi's Herb Belkin in June (he lives in the wilds of Maine, not far from my parents), when corporate euthanasia was not part of the day's subject matter, I was mildly abashed. It made me feel as no journalist likes to feel: out of the loop.

**A WHIFF OF FINANCIAL  
ILL HEALTH CAN CAUSE  
A COMPANY TO FAIL,  
EVEN IF THE WHIFF  
IS PURE VAPOR.**

More to the point, beyond any threat to my ego, was a feeling of loss. . .having assumed that the rumor had merit. (Gimme a break: The sources were, so I thought, impeccable.) I actually like the folks at MoFi and even like the product enough to forgive sad aberrations such as the occasional Rush or Moody Blues release. The concept of no mo' MoFi saddened me, as would the demise of any company that had been around throughout my entire career. No MoFi? Unthinkable. Was this company not the most professional and successful of all the so-called audiophile labels? Had I not just seen a MoFi-only display rack in the (decidedly mainstream) record shop in Atlanta's airport?

So I did what I had to do: I phoned/bothered the semi-retired Herb in his quiet Down East home. After enough small talk to assure him that I wasn't wearing my Total Blockhead Journalist hat, I asked him about the pending demise of MoFi. And I was rewarded with one of his huge belly laughs. I could almost see the tears of laughter welling in the corners of his eyes.

In the course of the conversation, the usual flood of truisms issued forth, reminding me that rumors are what keep the press and all third-rate manufacturers occupied at shows and in-between. For journalists, it's their meat and potatoes. Third-rate

manufacturers? They gossip because their businesses are such disasters that they actually have the time to do it. Herb is too much of a gentleman to name whatever rivals he suspected of starting the rumor. Instead, he read to me the list of new releases, extending into autumn 1998. And, to further underscore the conversation, the next day's mail bore MoFi's September releases. Now, to dispel any sense of conspira-

Photo: Photonica/©Ellen Deniuto

**The 3.3**  
Loudspeaker System

**Design:**  
Ultimate expression  
of NHT philosophy.

**System accuracy:**  
Acoustical accuracy  
rivaling finest audio  
electronics.

**Resolution:**  
Spatial/Spectral  
soundfield fully  
responsive to  
recording.

**Enclosure:**  
Radical enclosure  
optimizes radiation  
over full audio  
frequency range.

**Componentry:**  
Individually  
matched components  
assure laboratory  
precision  
within 0.3dB.

*Jack Vad.  
Producer/Engineer,  
San Francisco Symphony  
National Broadcast Series.  
1996 Grammy nomination.  
Married. Two Sons.  
Card-carrying 3.3 zealot.  
Allergic to cats.*

*Knows a pure note when he hears it.*

*Now hear this.*

**NHT**

For a NHT dealer in U.S. or Canada: 1-800-NHT-9993 • [www.nhthifi.com](http://www.nhthifi.com) ©1997 NHT

CIRCLE NO. 22 ON READER SERVICE CARD

Everything you hear is true. Audio: SuperZero • SuperOne • 1.5 • 2.5 f • 3.3 Home Theater: VT-2 • VS-2 • VT-1.2 • VS-1.2

# Been there.

When most people go out to the movies, they grab a bucket of popcorn and a soda to keep them company.

Yamaha sound field engineers, on the other hand, bring something a bit more sophisticated along.

Equipped with an array of advanced measuring systems, they record the way sound waves behave inside an actual theater—in the same way they've measured concert halls and other performance venues. Their research captures the complex acoustic reflections that make the cinema experience seem so much larger than life.

Finally, our engineers translate this understanding of sound field behavior

into unique, sophisticated new signal-processing devices. Using Yamaha's extensive semi-conductor design and manufacturing capabilities.

Just how much they've accomplished you'll hear in the new Yamaha RX-V2092. The first A/V receiver ever offered with on-board Dolby Digital AC-3 decoding as well as proprietary Yamaha 7-channel Tri-Field Cinema DSP.

Dolby Digital gives you 5.1



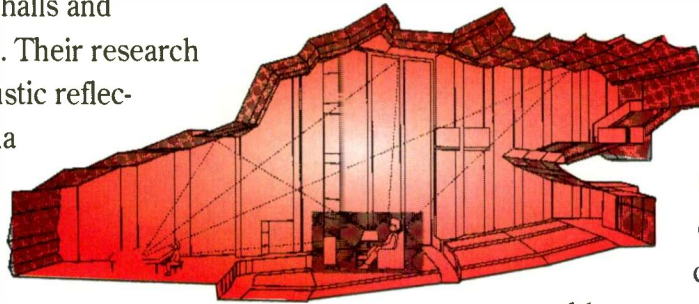
discrete channels of surround sound, positioned precisely as the director intended.

While our 7-channel Tri-Field Cinema DSP gives you the keys to the theater



by adding a whole new dimension of realism.

# Measured that.



Tri-Field processing recreates the sonic environment typical of grand movie houses our sound field specialists have measured. By employing Yamaha-manufactured chips expressly designed for the job. Rather than less-efficient general-purpose chips that have to run faster

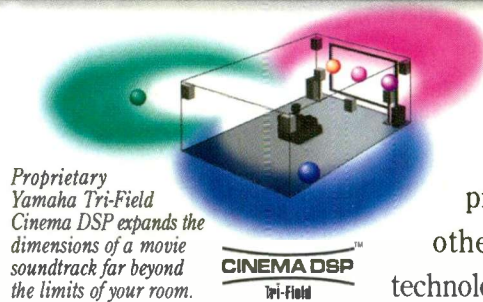
and hotter to handle the same tasks—less cleanly. And the results?

# Built this.



Imagine the birds in a primeval forest twittering in the treetops a hundred feet above your ceiling. Or the distant song of a steam locomotive beginning miles beyond your walls, then hurtling closer until it highballs through your living room.

Better yet, give your imagination a rest. Call 1-800-4YAMAHA for the dealer nearest you and audition our series of new A/V receivers. You'll hear where we've already been. And precisely how far other home theater technology still has to go.



Proprietary Yamaha Tri-Field Cinema DSP expands the dimensions of a movie soundtrack far beyond the limits of your room.

CINEMA DSP™  
Tri-Field

**YAMAHA®**

WHERE HOME THEATER LIVES.  
www.yamaha.com



cy, look at the facts: I live in the United Kingdom, Mobile Fidelity (the company) is in California, Herb is in Maine, and the mail from MoFi's offices was via airborne snail. Therefore, I'm certain that my conversation with Belkin had nothing to do with the sudden appearance of a couple of new releases. They were on their way before our chat; the timing was coincidental.

Of course, there's always the possibility that Herb, a far canner, wiser, and more experienced individual than I, was pulling my chain, but I don't think so. He has more than a few reasons to think of the press as low-life, scum-sucking vermin, a notion that's enjoying increased popularity and credence following the death of Princess Diana and the complicity of the fourth estate. Although that recent tragedy is as grave as any calamity can be, and hardly comparable with whatever



**A GLIB JOURNALIST  
CAN WREAK MORE HAVOC  
THAN ONE WOULD  
IMAGINE POSSIBLE.**

goes on in our industry, it did highlight the contempt in which the press is held.

Like I said, Belkin is no great lover of journalists. And yet simple trust dictates credence; I hope I'm not too bad a judge of character. Whatever. . . time will be the ultimate arbiter. But if I weren't certain at this moment that Herb was telling the truth, you'd not be reading this. What's infinitely more pleasing, though, is the closure that follows a rumor—an official press release. Herb probably doesn't deem necessary a reports-of-our-death-are-premature missive, which would only dignify the rumors. So MoFi will carry on, business as usual.

But other rumors quickly proved true. In the middle of the CEDIA show in Atlanta, it was whispered that Quad and Wharfedale had just been sold. The latter's U.S. importer seemed as baffled as anyone else. But there it was: The weekend's *Financial Times* ran the news, and you don't get much more official than that. The disclosure more than irritated those who'd heard, and in some


cases repeated, the Verity Group's oft-stated intention to restore Quad to its former glory, protecting its legacy, doing the right thing, ad nauseam. (Picture me, 1940s cartoon-style, as a donkey wearing a dunce cap.) Dumping the company ASAP isn't my idea of restoring Quad to its former glory.

DVD? We heard in London that Philips had gone ahead and hamstringing the new format for Europe by insisting on MPEG sound rather than Dolby Digital (AC-3), the NTSC and de facto international standard. Journalists who attended the press conference at Funkaustellung, the massive Berlin consumer electronics fair, reported that spokespersons were seen skulking off stage when the questioning got too rough, their cowardice straight out of a Billy Wilder comedy (with the Philips spokesperson to be played by a young Jack Lemmon). Industry pundits are

now expecting a scenario not unlike that of laserdisc—a miserable little cult following in the U.S. and Japan, a catastrophe elsewhere. And let no one tell you that laserdisc ever realized its true potential, even in the U.S.

A related curiosity is that Japanese DVDs have Dolby Digital soundtracks. Yet Japan is part of Zone 2, the same as the U.K. and most of the rest of Europe, which we now know has been MPEG'd. Confused? The writers of the late, lamented *Soap* couldn't have done a better job. The mess begs the question: What will emerge from the digital outputs at the back of a Zone 2 player? MPEG sound in Europe and Dolby Digital in Japan? Do we now have Zone 2A and Zone 2B? (*Editor's Note:* Audio coding for DVD was always broken down by television system rather than zone. For NTSC countries, including Japan, the standard for two-channel audio is Dolby Digital or PCM; for PAL and SECAM countries, it is MPEG or PCM. What held up the works in Europe was the question of Dolby Digital versus

Good news  
for anyone who  
entertains  
in the dark.



If the Yamaha RX-V2092 sounds like it's destined for glowing success, wait till you see the remote control that comes with it.

The RAV130 is a compact, easy-to-use component packed with very advanced technology. It can learn up to 57 functions to control virtually any brand of component in your A/V system. You can even program custom macro routines to execute sequences of up to seven commands with a single keystroke.

All of which makes it very simple to operate in broad daylight.

Of course we've also included built-in illumination.

Just to make things even more exciting when the lights go down.

**YAMAHA®**

WHERE HOME THEATER LIVES.



# “WOW, I can't believe you have that CD!”

1-800-EVERY-CD is a wholesale music club. Members receive a 950 page catalog offering virtually every CD in print. All CD's are offered at wholesale, which is guaranteed to be the lowest price you can find. We do not send unsolicited CD's, and there is no minimum required to order. Call today or search our catalog now online at <http://www.everycd.com>. Whatever CD you last bought, chances are we'll have it, too, for less. We'll also have the items you've been wanting to buy but couldn't find.

Good music selection is hard to find. We're not.

## 800 EVERY CD



music for the serious collector™

Outside the U.S., please call (203) 972-1752 or fax (203) 972-1129

CIRCLE NO. 3 ON READER SERVICE CARD

# WHAT MAKES AMERICA ONLINE THE WORLD'S MOST POPULAR ONLINE SERVICE?



So easy to use, no wonder it's #1



*"AOL gives me easy access to the Internet, right at my fingertips."*



*"All my friends are on AOL. The Instant Message feature helps me stay in touch."*



*"AOL has taken all that computer jargon and put it in plain English."*



*"I get the latest news, even did all my research without going to the library."*



*"I'm no computer guru. AOL is as easy to install as it is to use."*



*"I sent my daughter an email. She couldn't believe it!"*

**CALL 1-800-827-6364 AND SEE FOR YOURSELF!**

Availability may be limited, especially during peak times.  
© 1997 America Online, Inc.

MPEG for multichannel soundtracks, since the standard allows either. Officially, this has now been broken down along the same lines as two-channel.—M.R.)

More rumors suggest that consumers are importing a flood of Zone 1 (American-spec) DVD players for themselves, a black market that started before the recent pro-MPEG decision became a reality. On a personal level, I know a half-dozen industrious souls in Europe who have Yankee Doodle DVDs, only one of whom has even a peripheral connection to the hi-fi industry; naturally, most manufacturers on the eastern side of the pond have Zone 1 players in order to develop their own hardware for DVD. The rest of my comrades with gray imports are wary civilians with a passion for home cinema and no patience, who are waiting for Philips to get its act together.

More rumor whizzing around the shows had it that Audio Note in the U.K. had gone belly-up. Yet there it was, alive and kicking, with its new CD player and a couple of rooms packed with hardware. I am ill-equipped to delve into the vagaries of British corporate law; let's just say that there was an administrative hiccup, but some deft footwork and a forgiving bank manager has ensured that you will be able in the future to buy an Ongaku if you have nothing better to do with a Mercedes-sized budget. It was with a sense of deep relief that single-ended triode worshippers discovered that the news of Audio Note's alleged demise, like that of Mobile Fidelity, was premature.

Alas, one whisper turned out to be all too true, this one concerning a real death. Ross Keim, the 41-year-old head of Meridian's U.S. operation and the man credited with building up the company's American sales in record time, died in a car accident just weeks before the CEDIA show (and only minutes away from his home in Atlanta). It was, then, quietly appropriate that CEDIA took place in the same city where Ross lived and worked. Those who knew him were saddened by the loss, none more so than his colleagues at Meridian. A gentleman who never shed his totally Californian demeanor, even after relocating east, Ross was a class act.

Amidst a constant flow of rumors, that was the one I wish had been nothing more.



# WHERE CAN YOU FIND A \$5000 SPEAKER FOR \$2500?

"Hands down the best value in this survey. This speaker has it all: stunning cosmetics, flawless build quality, and honest-to-goodness high-end sound. Unprecedented for a speaker in this price range!"

- Audio Video Shopper, March 1997

"... the best sounding commercially obtainable speakers on this planet, the Legacy Whisper."

- Positive Feedback, Vol. 5, #5

"Unconditionally, unhesitatingly, and with my utmost confidence and sincerity - recommended."

- The Sensible Sound, Issue #64

"What more can one say about such a system except that it must represent just about the ultimate in home theatre entertainment."

- Audio Video Magazine, #87



COMPONENT OF EXCEPTIONAL MERIT - Awarded to the Legacy FOCUS Speaker System

- Bound for Sound, 1/96

Founded in 1983 by renowned engineer, Bill Dudleston, Legacy Audio is the leader in acoustic development. At Legacy Audio you'll discover what the critics and thousands of music lovers have already learned:

*The best can cost less.*

Serving our customers directly cuts out the middlemen and allows us to put much more quality and technology into our speakers.

## WHAT MAKES LEGACY AUDIO SO UNIQUE?

- Advances like our Field Optimized Convergent Source technology, push/pull ribbon tweeters and exclusive Hexacone KEVLAR cone diaphragms give us a huge performance advantage over the competition.
- Legacy designs have a future. We stay ahead of current technologies to assure compatibility with the multiple formats on the horizon. We've also maintained a liberal trade-up policy over the last 15 years.
- Legacy guarantees your satisfaction. You can evaluate any of our products in your home before you make a final decision. A direct line to our technical staff assures complete support.
- Legacy stands behind our speakers with a ten year warranty. Hand built in America, our speakers will perform well into the next millennium.



Call now for your **FREE 52 page**

**LEGACY REFERENCE GUIDE**

and a Legacy Audition Site near you


**1-800-AUDIO-HI**

(1-800-283-4644)

Fax: 217-544-1483

<http://www.legacy-audio.com>





Audiophiles, by nature, are concerned with sound quality. We devote a lot of time to listening for differences between components and weighing their significance. Most of this is carried on in a rather casual manner, as befits a hobby, but if you're designing loudspeakers or deciding on the audio coding system for a new format, accuracy and reliability are critical. For such purposes, informal listening tends to come up short. In response to this problem, researchers in Canada have spent the last 30 years developing sophisticated listening protocols to figure out which reproduction flaws are audible and which aren't, and to rank the audible ones according to severity.

**the**  
**Scie**  
*by* **IAN G. MASTERS**  
**List**

*Photograph: Michael Groen*



Ottawa is a government town. As Canada's national capital, it is home to numerous federal organizations and agencies, including two that have had far-reaching impact on the world of audio. Like bookends, at the eastern and western edges of the city sit, respectively, the acoustics laboratories of the National Research Council (NRC) and the Communications Research Centre (CRC).

Both agencies were set up by the Canadian government to provide research services to industry, NRC in a broad range of fields, CRC specifically in broadcasting and telecommunications. In carrying out this mandate, both bodies have done groundbreaking work in the evaluation of audio systems and equipment through controlled listening tests. And although they have been involved in very different fields, NRC mainly with consumer loudspeakers and CRC with digital encoding/decoding systems, their techniques are fundamentally similar: Both use repetitive sound samples and instantaneous A/B switching to reveal subtle audible differences.

The NRC program, run for more than a quarter of a century by Dr. Floyd Toole, had its beginnings in 1965, when Toole joined the Council and began looking for high-quality speakers to use in his research. He soon realized that there was little consensus as to what constituted a good speaker, nor were there agreed-upon standards for evaluating speakers. To remedy this, Toole began formulating a series of anechoic measurements and controlled listening procedures designed to establish correlations between the two. The goal was to produce measurements that would enable prediction of how a speaker would sound and to establish listening techniques that would reliably detect

# nce of ening



anomalies revealed by the measurements. Fortunately, NRC was well equipped for this work and had one of the very few large anechoic chambers in the country.

At first, the program borrowed speakers from local hi-fi dealers. That was never fully satisfactory, because the dealers could lend their products only for relatively short periods. Still, Toole was able to develop several testing protocols and to begin accumulating data that would prove useful in developing the program further.

The supply of suitable speakers increased in the 1970s as a result of NRC's association with *Electron*, a Canadian electronics magazine that was in the process of evolving into an audio-only publication. The editor realized that one of the most important features of hi-fi magazines in other countries was the test report, based on objective laboratory measurements, and he set out to find a source of such measurements in Canada. An NRC colleague who had written occasionally for the magazine suggested Toole.

It took some time to develop the test reports, but what did appear almost immediately in *Electron* was the first of dozens of articles and papers Toole would write on various audio subjects, both for that magazine (and its successors) and for scientific journals. The first of the test reports (on the Dynaco A25 speaker) appeared in 1971, and reviews based on NRC data would continue in an unbroken string until the demise of *Sound & Vision* magazine in 1996.

Accurate and consistent equipment reviews offered obvious benefits to audiophiles, but they weren't really NRC's primary mandate, which was to assist in the development of Canadian products. Speakers in those days were often haphazardly designed, in Canada and elsewhere, and it was many years before Canadian audio companies began to take advantage of Toole's expertise and facilities.

The first company to do so was PSB Speakers, in 1974. One magazine editor (me) had heard PSB's speaker and had been



Photo: Tracy Lamonica Photography

*Dr. Floyd Toole, Vice President of Engineering for Harman International, in the anechoic chamber at Harman's acoustical lab in Los Angeles.*

impressed enough to demonstrate it for Toole. He agreed that it had potential and suggested that designer Paul Barton come to NRC to have the speaker evaluated.

"It was a real revelation," says Barton. "I had only a crude notion of what I was doing and had no way at all of measuring what I had built. Even in the design books, the authors described crossover circuits and so forth but didn't touch on room acoustics; my first few visits to NRC were occupied mainly with learning something about psychoacoustics."

The reworked speaker that emerged from that encounter was considered by most par-

ticipants in NRC's listening tests to be the sonic equivalent of some of the best imports of the day. It wasn't until the 1980s, however, that other manufacturers made the trek to Ottawa. Ultimately such brands as Energy, Mirage, Paradigm, Axiom, Waveform, and even a few non-Canadian names—Snell, when Kevin Voecks designed its speakers, and Definitive Technology—owed some of their early success to development work done at NRC.

The speaker program at NRC is mostly gone now. A few companies—including PSB, Axiom, and Definitive Technology—still use its facilities, but most have built

Both NRC and CRC use repetitive sound samples and instantaneous A/B switching to reveal subtle audible differences.

their own. And Toole himself left NRC in 1991 to become Vice President of Engineering for Harman International, parent of such brands as Harman Kardon, JBL, and Infinity. But the work goes on; in Los Angeles, Toole and Sean Olive, a former NRC colleague, have set up a testing program within Harman that picks up where they left off in Canada.

## TESTING, TESTING

At the National Research Council, although procedural details might vary depending on the uses to which the data would be put, the testing methods generally conformed to those used for the magazine reviews. The usual protocol was to take frequency response measurements of speakers in the anechoic chamber, then perform controlled listening tests. These were followed by a final all-is-revealed comparison of the two.

In addition to frequency response, anechoic measurements were made of the speaker's impedance and its total harmonic distortion. A "directivity index," which reveals something about a speaker's dispersion characteristics, was also compiled. The main curves were of frequency response, on axis and at many different points off axis, because most of the major differences between speakers are spectral. Originally, a number of separate curves were drawn, but in later years computer-averaged curves (taken at many more points) indicated the direct sound that first reached a listener's ears through a 0°-to-15° listening window, the near-field reflections (taken at 60° to 75° off axis, representing sounds reflected from adjacent surfaces), and the balance of the sound radiated into the listening room's reverberant field (calculated from measurements taken at 30° to 45° off axis). A total radiated power curve was produced as well. The closer all these curves were in shape, it was found, the smoother the overall sound would be.

Usually such measurements were taken first and the results withheld until after the listening tests. Listening was done in a specially modified room, which ultimately became the standard for the International Electrotechnical Commission (IEC) and has subsequently been duplicated around the world. Its acoustics are typical of a normal living room.

At the back of the room, the electronics are operated by a technician; in the center are three or four comfortable, numbered chairs, depending on the number of listeners participating; at the front is an acoustically transparent but visually opaque screen, behind which are placed the speakers under test. "At the very least, it's a blind test," says Toole. "The basic principle is to allow the listeners to focus as much as possible on the sound itself and the differences

in the sounds they hear, and to be prejudiced as little as possible by other factors.

"We did some blind-versus-sighted tests several years ago," Toole adds, "and the tests showed that when you saw the product you were listening to, that changed the ratings more than the sound. The hard core of us believe that, but there are still a lot of people out there who remain unconvinced."

Listening took place in a number of rounds, each about half an hour long. The

**FIG. 1** — The form used by listeners at NRC to rank speakers in blind listening tests. Experienced listeners could use the area at the bottom to draw a frequency response curve based on their impressions of a speaker's sound.

NAME		SPEAKER NO.		
DATE	ROUND NO.			
SEAT NO.				

COMMENTS

CLARITY/ DEFINITION	SOFTNESS	FULLNESS	BRIGHTNESS	SPACIOUSNESS, OPENNESS
VERY CLEAR, WELL DEFINED	VERY SOFT, MILD, SUBDUED	VERY FULL	VERY BRIGHT	VERY OPEN, SPACIOUS, AIRY
— MIDWAY —	— MIDWAY —	— MIDWAY —	— MIDWAY —	— MIDWAY —
VERY UNCLEAR, POORLY DEFINED	HARD, SHRILL, VERY SHARP	VERY THIN	DARK, VERY DULL	DRY, VERY CLOSED

NEARNESS/ PRESENCE	HISS, NOISE, DISTORTIONS	LOUDNESS	PLEASANTNESS	FIDELITY
VERY NEAR	VERY MUCH	VERY LOUD	10 — VERY PLEASANT	10 — EXCELLENT
— MIDWAY —	— MIDWAY —	— MIDWAY —	8 —	8 — GOOD
VERY DISTANT	VERY LITTLE	VERY SOFT	6 — MIDWAY	6 — FAIR
			4 —	4 — POOR
			2 —	2 — BAD
			0 — VERY UNPLEASANT	0 —

**SPECTRAL BALANCE / FREQUENCY RESPONSE**

The graph shows a frequency response curve with a peak in the midrange (around 1K Hz) and a dip in the bass (around 63 Hz). The overall balance is slightly towards the 'TOO MUCH' side in the midrange.

number was dictated by the necessity for listeners to hear each speaker in the batch (plus a few extras) against each other. Also, because two speakers couldn't be in the same place when they were compared, they had to be auditioned and then swapped and auditioned again with their positions reversed. Listeners changed chairs as well.

Says Toole: "We try to ensure by repeated tests that speakers are heard in a number of typical locations; the listener positions are known, and loudspeaker locations are known, so that when different listeners offer opinions, we're sure they have heard the same sounds." (One upgrade at the Harman lab in California will be an automated system that will move each speaker into the same spot as it is selected.)

A series of musical selections are used for the test, chosen for their ability to highlight sonic differences. "Some pieces of music are very revealing of these differences, while others are not," says Toole. "Out of our program [at Harman] has come a way to classify the usefulness of music; we've improved the efficiency of our listening tests by identifying really good program material." For the magazine tests, pink noise was

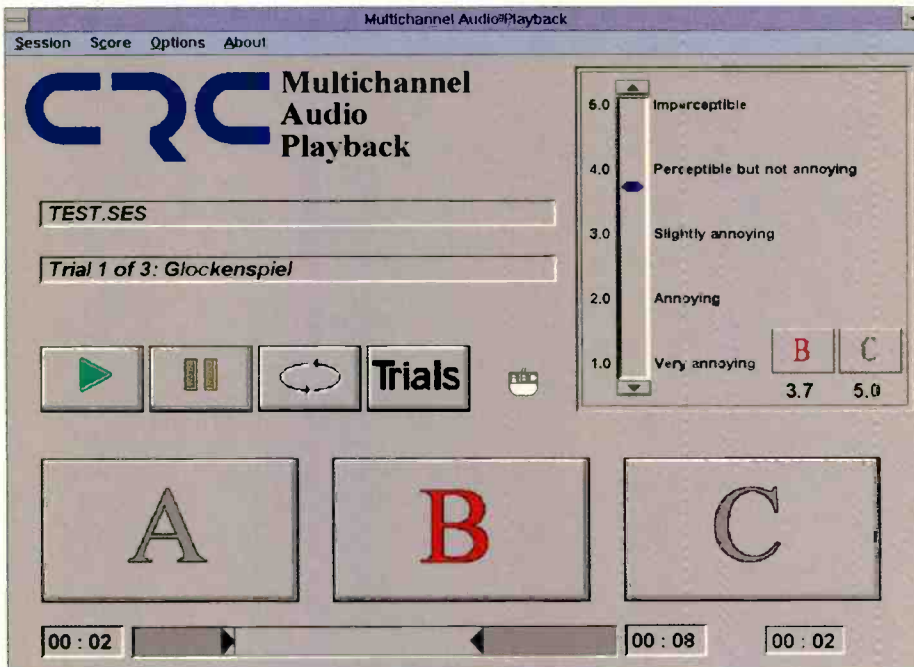
added at the end of the music program, which at NRC included jazz, classical, and pop selections.

A maximum of four speakers were included in each round of listening, with levels matched so that the familiar effect of louder speakers seeming better couldn't

**FIG. 2—** Evaluation laboratory at CRC, where behavioral scientist Ted Grusec (seated) conducts scientifically controlled listening tests. The speakers are professional monitors made by State of the Art Electronik, in Ottawa.



Photo: Janice Lang



occur. An illuminated display at the front of the room indicated by number which speaker was playing, as the technician (René St. Denis) switched among them. In the beginning, the listeners did the switching, but, as Toole points out, "With multiple listeners, it's hard enough to focus on the differences in the sound without having to take care of the switching, too. Also, we found that some listeners just didn't know how to switch effectively."

During each round, each listener had to fill out a form (Fig. 1), rating various aspects of performance for each speaker: clarity, spaciousness, brightness, distortion, harshness, and so forth. In addition, the speakers had to be rated on a scale of 1 to 10 for pleasantness and fidelity (10 representing a theoretically perfect reproducer, 1, something worse than a telephone), and on each listener's form was an area for descriptive comments on how each speaker handled the various musical selections. Early on, some of the more experienced listeners also began sketching a rough frequency response curve, so an area was left to do this in the final version of the forms. As the years passed, and the anechoic measure-

**FIG. 3—** The on-screen control panel used in CRC's codec listening tests. Top left: indication of test and selection. Top right: scoring bar. Mid left: function controls (play, pause, loop, and a trial complete button). Mid bottom: the three signal selector buttons. "A" is always the direct reference; "B" or "C" is the encoded signal, with the other a hidden reference (the same as "A" but unknown). Bottom right: a timer for the current sample. To its left is the looping control that lets the subject isolate tiny bits of an audio sample for closer inspection.

ment techniques and the listening test protocols were increasingly refined, the correlation between anechoic and listening test data grew very close.

At the same time, NRC accumulated a fraternity of listeners who had developed considerable expertise from their experience. Floyd Toole points out, "Inevitably we always have a certain percentage of new listeners, but we always have a hard core of well-practiced listeners because they give us the most rapid and most accurate scores. Their scores do not necessarily differ from those of listeners who are unpracticed, but they get the answers faster."

One innovation that has been introduced by Toole and Olive at Harman International is a method of teaching participants what to listen for. "It's a self-administered, computer-based program that runs at a pace totally determined by the listener. You actually learn to recognize what certain frequency response aberrations sound like." Sometimes these can be very subtle, but the tests do bring them out. Concludes Toole: "What happens when you start doing these tests is that you find that some listeners are much better at it than others. But all listeners improve with practice, dramatically in some cases."

### HEARING NEW NOISES

Across town, at the Communications Research Centre, listeners try to evaluate differences that make variations between loudspeakers—even very similar ones—seem gross. There, the Radio Broadcast Systems Group has been doing what might be called "micro" listening tests of digital audio coding/decoding systems (codecs) since 1990.

In that year, a group led by engineer Louis Thibault and behavioral scientist Dr. Ted Grusec began a series of listening tests to compare FM sound quality to that of Musicam (MPEG), the perceptual coding system being considered for digital radio in Europe and other areas. In their report on

those tests, Grusec and Thibault concluded that "audio materials processed through Musicam. . . were reliably preferred to FM, although by a very small margin." But they added, "FM signals used in the comparison were generated under ideal conditions, which are not representative of typical FM reception by consumers." Grusec now adds that the test was seriously flawed by the lack of a proper switching facility. "Without an instant, seamless switching system, you miss a lot of [audible] artifacts. Human memory is very limited at this level; if I interpose even a slight delay in the switching, that's enough to really destroy concentration." That was remedied for the next series of tests.

Those took place in 1992, and among the participants were me, *Audio* Editor-in-Chief Michael Riggs, and *Audio* Senior Editor Alan Lofft (although representing different magazines at the time). The tests were part of an international evaluation of codecs, and even the testers didn't know what codecs were included.

Prior to those tests, Thibault commissioned a company in British Columbia, MPR Teltech, to build a computerized record/playback/switching system that enabled listeners to make "the fine-grained discriminations essential in evaluating high-quality codecs." In this system, a series of short audio samples, ranging in length from about 10 to 30 seconds, is recorded on a computer hard disk both "straight" (i.e., uncompressed) and through each of the codecs under examination. Each sample is processed by each codec, and each such combination constitutes a "trial" during the listening tests.

The participant sits in the listening room (Fig. 2), which contains a pair of high-quality studio monitor speakers, tuned to the room by the manufacturer, plus a pair of electrostatic headphones that the listener can use if he prefers. In front of the chair is a computer screen (Fig. 3) that displays three large buttons, labeled "A," "B," and

"C"; selection is by means of a three-button mouse. In any trial, "A" is always the uncoded reference, "B" or "C" is processed by the codec, and whichever of those is not processed is a duplicate of the reference. Assignment of the codec is randomized between trials, so if it is, say, "B" in one trial it may be either "B" or "C" in the next.

The first task is to identify which of "B" and "C" is the hidden reference—i.e., identical to "A"—and which is the coded signal. Sometimes this is immediately obvious, but often it's exceedingly difficult or impossible to determine. To help isolate the tiny differences—and there are *always* differences between the coded and uncoded signals, even if the listener can't hear them—a "looping" function is included that permits isolation of very tiny bits of the musical sample, which then repeat over and over until the settings are changed.

The second task is to rate the coded signal, once you have identified it, on an "annoyance" scale from 1.0 to 5.0. In practice, to make sure you really have made a conscious decision as to which is which, the hidden reference must be rated 5.0 and the other 4.9 or less. Scores are automatically stored in the computer.

Listeners take part one at a time, in rounds of 15 trials each. They can take as much or as little time as they like, and, unlike in Toole's speaker tests, do the switching themselves. Says Grusec: "There's nothing more annoying than when you are listening and someone switches at a point where you were suddenly starting to hear something, and it's gone. If you don't control it, you can't focus on things the way you can under these conditions."

The system was introduced for the 1992 tests and was used again in 1995 when CRC was chosen by the Electronic Industries Association (EIA), in Washington, D.C., to conduct listening tests of the various codecs being considered for digital radio in the United States. These subjective evaluations were to complement technical tests per-

Some codecs can be identified only by looping a tiny bit—one note, perhaps, or a bit of reverberation decay.

# PSYCHOLOGY & SOUND

**H**uman hearing is an extraordinarily complicated process, which is only beginning when sound impinges on the eardrum and is turned from pressure variations into nerve impulses. From there on, it's a matter of the mind, and psychology becomes a big factor.

Harman International's Dr. Floyd Toole was originally trained as an electrical engineer, but his doctoral work was concerned with sound localization, the mechanism by which our brains use minute variations in the amplitude and arrival time of sounds to create the perception that a sound is coming from a particular direction, even if it isn't (as with a center image between stereo speakers).

Toole is still involved with this form of psychoacoustics and has recently developed a remarkable system (based on technology licensed from Cooper-Bauck Corporation) that creates the absolutely realistic impression of a full surround sound array from two speakers up front. But he is most noted for developing some of the most sophisticated speaker listening tests anywhere.

Part of the challenge is to deal with factors that really do change the sound, such as speaker location and listener position. These can be controlled in repeated tests by moving both around. The effect of program material can be determined by careful se-

lection and listener expertise honed by training and practice. But though all these things do influence the sound we hear, their effects virtually disappear if the tests are not blind. If the listeners can see what they're auditioning, their judgments are significantly influenced by such factors as size or visual appeal or brand reputation rather than sonic characteristics.

That psychological reaction has been observed informally for years, and in 1994 Toole and colleague Sean Olive put it to the test. Using the methods described in the accompanying article, they performed a series of blind listening tests and then repeated them exactly but with the speakers visible. In the conclusion of the paper they presented to the Audio Engineering Society, they said: "When listeners knew what they were listening to, the opinions were dictated more by the product identity than by the sound. . . . That an effect of this kind should be observed is not remarkable, nor is it unexpected. What is surprising is that the effect is so strong, and that it applies about equally to experienced and inexperienced listeners."

The listening tests carried out at the Communications Research Centre in Canada, on the other hand, are *entirely* about how the mind processes sound. The audio coding and decoding systems (codecs) under test there use what is sometimes called

"digital compression" but is more accurately termed "data reduction" or "perceptual coding." Examples include the ATRAC algorithm used for MiniDisc, PASC for Digital Compact Cassette, and AC-3 for Dolby Digital multi-channel sound.



Dr. Ted Grusec

All take advantage of the fact that our brains respond to only a relatively small part of a complex audio waveform. Certain signal components mask others—for example, loud sounds close in frequency to soft sounds mask the latter. Therefore, if a system can predict what we won't hear in a particular sound, it can discard the undetectable material or encode it with less precision, ideally without changing what we actually hear.

It's the stuff of psychology, and, although engineers are involved at every level, the CRC codec tests are run by a behavioral scientist, Dr. Ted Grusec. "Some would call the work I do 'engineering psychology.' I don't get excited about labels, except to avoid any misidentification with

*clinical* psychology, since that's what most people understand as psychology. The psychology of hearing is directly involved both in the design and in appropriate testing of high-quality codecs," he says. "They [the codecs] are based on psychological and physiological research on masking phenomena. So someone with a psychology background can more readily deal with the relevant literature than someone without such background.

"It's very difficult with audio to draw a clean line between technology and psychology, because they're very intimately related," Grusec points out. "The physiology of hearing is very pertinent, so that's part of the contribution that I bring to the mix. Another was my introduction of much better statistical analysis methods than prevailed in the field before Louis Thibault and I started to do research together at the CRC. There are appropriate methods of statistical analysis which experimental psychologists are specially trained in."

Grusec concludes: "If I may be so bold as to suggest it, we have the best lab available anywhere in the world for doing the kind of tests we do, mainly because, uniquely, we have the two primary disciplines well represented: engineering or physical science, and behavioral or experimental-psychology science. Both are needed, but most labs lack the behavioral side." I.G.M.

Photo: Janice Lang



formed in Cleveland and the field trials planned for San Francisco.

The Musicam codec came out on top in those tests (as, it turns out, it had in 1992 as well). But in codecs, bit rate is everything because it translates directly into bandwidth. The lower the data rate you can use and still get acceptable quality, the more you can fit in a particular chunk of the radio spectrum. In the 1995 tests, another codec was audibly almost indistinguishable from the leader but had a bit rate of just 160 kilobits per second (kbps), a substantial reduction from Musicam's 224 kbps.

### LOW BIT-RATE LISTENING

For the above tests, CRC had been retained by various organizations to carry out the comparisons. This year, however, it conducted a program on its own initiative, which examined codecs operating at much lower data rates than the earlier ones. The maximum was 192 kbps, the lowest 64 kbps. The codecs came from five sources, but each could be run at several different bit rates, so each codec/data-rate combination was treated as a separate codec. There were

eral short solo-instrument samples. Each was then processed through each codec onto the system's hard disk.

The next job was to select the listeners. Part of CRC's philosophy is to use only expert listeners: "We're looking at strictly worst-case scenarios," says Grusec. "We're trying to detect the worst things these can do, rather than how they will be perceived in actual use. Use of expert listeners is part of the worst-case scenario."

Because of the way the test scoring is structured, it reveals not only what participants consider the audible annoyance level of the codecs but also their reliability in detecting them. Data from those who are unreliable—listeners who guess, basically—is discarded; according to Grusec, three of the 24 testers in the latest series were unsuitable. "We rarely get unacceptable listeners," he adds, "because we preselect. We get the listeners whom you'd expect to have good listening skills: recording engineers, audiophiles, and so forth."

Listeners spend the morning of each day in a training session intended to sensitize them to the sorts of audible artifacts they

listeners, 99% still make errors, and there are times when they can't hear a thing.

"One major thing that has come out in our tests very strongly is that different people really do hear in different ways," Grusec continues. "The sorts of artifacts that coding systems throw up are new, and no one has heard them before. Even when selecting critical material, with three or four super-experts listening, they'd argue with one another about the nature of the artifact."

Such specific differences tend to show up in the learning phase rather than the tests themselves, which rate only an annoyance level, but Grusec points out that so far there hasn't been much opportunity to include descriptive reactions in the test results. "We're restricted in the amount of time we can impose on listeners. It's something that we want to do, and in fact we are going to. But we can't do it in the present context."

The results of this series of tests are keenly awaited by broadcasters in Canada and elsewhere and will be published early in 1998. Grusec hints, however, that readers will be surprised at how very well some of the very low-bit-rate systems do.

**Toole's blind-versus-sighted tests showed that seeing the product you were listening to changed the ratings more than the sound.**

17 in all. Some 24 listeners took part, including me; everybody listened to nine rounds comprising 15 trials each, spread over three days.

Long before the tests commenced, however, there was a great deal of preparatory work to be done. The first task was selecting the sample materials, which were chosen specifically for their ability to "stress" the various codecs—to make them misbehave in some manner. "The [audible] artifacts we're talking about are very tiny things that occur only occasionally," explains Grusec. "I could have you listen for an hour to a given codec, and for 99% of that time you'll not hear anything. Instead, we have to isolate and focus on these little artifacts as they occur."

In the end, eight samples were chosen, including the opening of a Dire Straits cut, some sound effects from a movie, and sev-

eral will encounter. In these rounds, because participants do know which is the reference and which is not, they have a shot at identifying what's going on—especially when led by a knowledgeable trainer (in these tests, research assistant Darcy Boucher). Even so, there were times during the training when there seemed to be no difference at all.

That was also true in the tests themselves, which required a great deal of concentration, especially as the artifacts were often so unfamiliar. Some samples were easy to identify, such as those with no treble or with spatial shifts; others took a long time to reveal their gravelly nature. Still others could be identified only by looping a tiny bit—one note, perhaps, or a bit of reverberation decay. Some seemed totally transparent, at least to my ears. According to Grusec, "We had exactly one listener who could identify every codec. Of the very best

But if the differences between the good codecs are so tiny, why go to so much trouble to identify and rate them? "These things that are so hard to perceive except under special conditions can accumulate and suddenly become big," says Grusec. "Because all our networks won't be fully digital for some time, signals will have to be decoded and recoded; you do that a few times, and suddenly these artifacts are no longer tiny."

"There is a gracefulness to the kinds of differences that occur among very high-quality loudspeakers," he concludes. "It's not that any of them are unlistenable but, rather, that they have frequency nonlinearities, colorations, and so on—all relatively subtle and pervasive over wide varieties of music. By contrast, when codec distortions become amplified in real broadcasting, they really grate, and listeners would truly object, especially audiophiles." A

# "I'D GIVE IT

## ...IF CELESTION HADN'T BEATEN ME TO IT."

—D.B. Keele, Jr. on the new Celestion A3, *Audio* August 1997

As more and more sophisticated technologies arrive that are capable of reproducing music with unbelievable detail and nuance, the performance bar is inevitably raised for loudspeaker manufacturers.

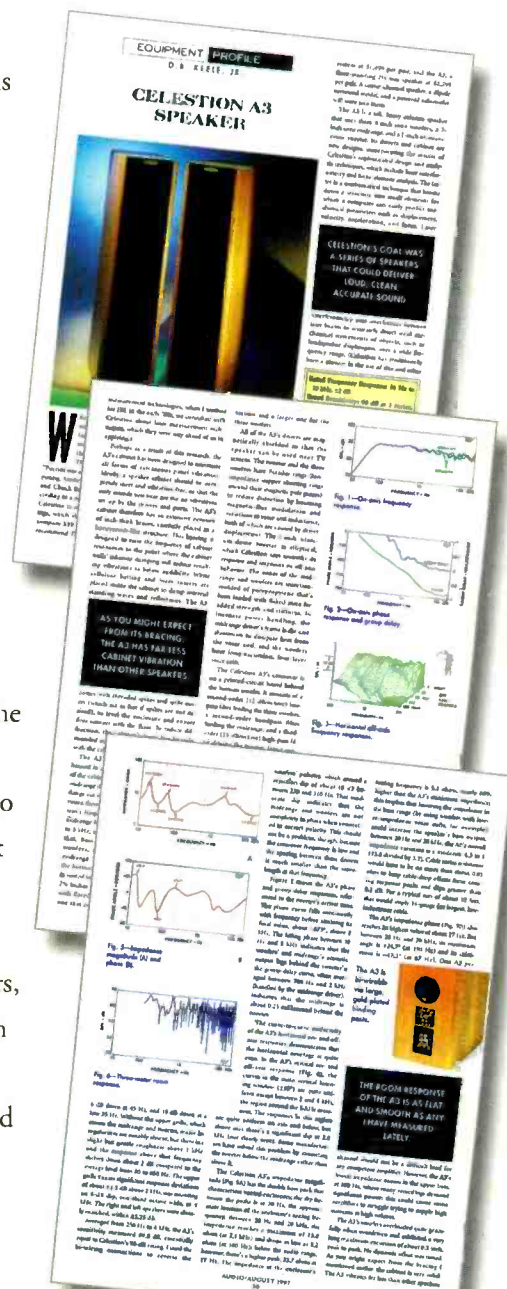
**"THE ROOM RESPONSE OF THE A3 IS AS FLAT AND SMOOTH AS ANY I HAVE MEASURED..."**

And no company has set the bar higher than Celestion with our new A Series loudspeakers. A fact clearly noticed by D.B. Keele, Jr. in the August issue of *Audio* magazine.

No matter what source materials he selected, from Mozart symphonies to movie soundtracks, Keele was amazed by the A3's performance. He wrote that "their dynamic range and effortless border on the best I have ever heard" and that "their imaging and localization could not be faulted."

Even more impressive was what happened when he compared the Celestion A3s to the reference speakers in his home system, remarking how the Celestion A3 "exceeded the dynamic range and bass output," of his reference speakers while noting that the A3s "costs less than half as much."

But our intention with the Celestion A3, and the entire A Series, was not to provoke comparisons but to set standards. All of the drivers are totally new designs. The tweeters, for example, are based on Finite Element Analysis, a Celestion R&D method that ensures greater consistency and superior acoustics.



# ANA...

For the drivers, Celestion uses Faraday Rings that optimize dynamics by stabilizing magnetic flux, increasing output and reducing distortion. The injection molded woofer cones are specifically strengthened around the voice coil to achieve greater accuracy across the entire frequency range.

**"WILL THE A3 PLAY LOUD  
AND CLEAN? IN SPADES!  
ITS BASS OUTPUT  
SURPASSES EVEN THAT  
OF SOME SUBWOOFERS."**

In fact, there is so much advanced technology in our new A Series loudspeakers it fills a White Paper. Call us and we'll send you a free copy as well as full literature on the speakers and copies of the *Audio* review.

Once you've read the Celestion story and heard the Celestion sound, you'll see why D.B. Keele, Jr. and *Audio* gave us an A. And why it's time for other speaker companies to go back to school.



## CELESTION

11 Elkins Road East Brunswick N.J. 08816 USA  
Phone 732•390•1130 Fax 732•390•5657

CIRCLE NO. 64 ON READER SERVICE CARD



BY D. W. FOSTLE

# MIKE MCLEAN, BERRY GORDY, AND THE QUEST — FOR THE — "TRUE SOUND"

AS CHIEF TECHNICAL ENGINEER, MIKE MCLEAN DESIGNED, BUILT, OR SPECIFIED NEARLY EVERYTHING IN THE MOTOWN STUDIOS FROM 1961 UNTIL 1972. AT THE END OF LAST MONTH'S INSTALLMENT, MCLEAN HAD GONE TO NEW YORK TO BUY A DISC-CUTTING LATHE, SO BERRY GORDY COULD LISTEN TO NEWLY CUT ACETATES RATHER THAN TAPES.

*So Berry Gordy wanted to hear what was in the grooves?*


You better believe it. He wanted to put a record on the turntable and drop that needle and hear what was there. It was a hell of a problem whether they would track or not. There was an incredibly crummy phonograph, just like a gum-chewing teenager might have. You know, a crappy little thing with a crummy arm and a cheap crystal cartridge. They'd put that acetate on there and see if it skipped. That was in addition to the good hi-fi Empire turntable with a Fairchild SM-2 magnetic cartridge. It was the first quality-control setup.


*What was the next big challenge?*

Acoustics became a problem all across the board in 1962. Berry wasn't satisfied with the sound he was getting from the studio. The acoustics were not satisfactory, and he wasn't satisfied with the monitoring. He kept saying, "I want you to fix those speakers so we get a true sound." That was what he would say, over and over again. He thought the sound was muddy, mushy, not enough definition, all blurred together. It didn't have clarity in the individual parts, which was a result of many factors: poor sound isolation, poor acoustics, improper monitoring that made recordings sound okay in the control room but not on the reference system. That drove them to use equalization, with the same results. When I say "reference," I'm talking about some system they'd played enough oldies-but-goodies on to get an idea of what it sounded like.

---

D. W. FOSTLE WORKED FOR MIKE MCLEAN AT MOTOWN FOR TWO YEARS IN THE EARLY '70S. DESPITE THE EXPERIENCE, THEY STILL SPEAK.





MASTER  
OF THE  
MOTOWN  
SOUND

**ke mclean**

*Photograph: ©1997, Stephen Harvey*

*So they'd play their favorite records. . .*

So they had a sense of perspective on that system. They learned the monitor. It went like this: "I know this record; I've heard it in my car, at the beach, heard it here, heard it there. I'm hearing it now. Now I put on this new acetate. Listen to how muddy and boomy that is. It doesn't have enough volume. Why doesn't it have more volume?" I'd say, "Berry, there's so goddamn much bass on it that you can't turn it up any louder without overcutting and skipping." He'd ask, "How come we got that much bass?" I'd tell him, "Well, somebody set the bass too high on the equalizer because there's not enough bass response in the control-room monitor." And Berry would say, "I want a true sound." I bought a General Radio 1554A third-octave analyzer because I naively thought that if I could adjust the speaker response somehow, we could get a true sound. It never occurred to me that I had no plan at all to build the equalization circuits for correction. This was five years before any manufacturer built a commercial third-octave equalizer.

*Did Berry Gordy ever get his "true sound"?*

After a lot of effort we compromised, tweaked the bass a little and pumped up the treble. When we showed a flat curve on the analyzer, it sounded terribly screechy. The cause was absorption in the room soaking up the reflected energy. Something that sounded right would have a treble rolloff.

**Mike McLean,**  
with the original  
home-brew eight-  
track recorder he  
built for \$5,000.

# MOTOWN



seemed to appeal to him. He told us, "Don't worry about it. Just send us the old drivers and we'll send you new ones, no charge. I don't care how many you burn out." He sent us six of them as revolving stock.

One midrange would last about a week. They didn't last for zip until we built what we called the Super System. It had an AR-3 woofer, a Bozak midrange that was extremely robust (operating between 500 and 1,500 Hz), the AR midrange, and then the AR tweeter. It wasn't as transparent as the AR-3, but it was still reasonable and had many of the AR's merits. The guys doing the mixing used to blast that monitor. We had to triamp it to make it all work. We had a 200-watt McIntosh amp driving the woofer, and I think we had two 60-watt Macs—one for the Bozak mid and another on the AR treble section. It would handle the power—up to a point.

The whole thing caught fire once. The pigtail wires on the woofer got so hot that they ignited the baffle insulation. Somebody shouts, "The speaker's on fire!" We came running up, pulled the woofer out, and, sure enough, there was a fire inside the cabinet. So now we had to go to Roy Allison and ask him to send a few woofers out. It was insane. I would estimate that AR had to rebuild 75 to 100 dome midranges for us over four years. I'd walk into the control room, and I couldn't take it for 30 seconds. "This hurts my ears; this will damage my hearing." You come back two hours later and it's still going on. How those guys can hear anything at all today is beyond me. They ran at threshold-of-pain levels without regard to distortion. Distortion was up in the 20% range. They'd say, "We're gettin' the feel we want." Most of the producers worked like that.


*So these were the conditions when a song like "I Hear a Symphony" was cut?*

I'd say so.

*Was the next big thing your home-brew, 1-inch eight-track recorder?*

We worked on that for a couple of years. There were a lot of problems. Ampex eight-track machines were custom and cost like three Cadillacs, about \$15,000. I figured what the hell, we could build the thing for

**T**he Motown mixing room, Detroit, circa 1967. The gear included a Studer quarter-inch stereo tape recorder (right front), a custom eight-track mixing console (center front), and an Acoustic Research AR-3 speaker (top center).



What shape rolloff is another story in itself; it took me years to figure it out.

*After learning it was not feasible to apply existing technology to the goal of "true sound," what did you do?*

All we could do, which was to try using better speakers. We got on a kick of using Acoustic Research AR-3s. We burned out midranges left and right. Roy Allison was in charge of AR at the time. There was just something about the idea of Motown using ARs that

\$5,000. It would be fun, and why not? That was my attitude. By the time we got it finished, Motown was having all these monster hits. All of a sudden the attitude was, "Why don't we buy an Ampex? We could have it right now." Profits changed the picture.

This time we went and bought a lot of Ampex parts: motors, solenoids, the big banjo casting, and more. We made our own deck plate. The electronics had relay-switched sync. We did that a year before Scully had its Syncmaster.

Another thing we built was a big guitar amp. It had five channels, so we could take the electric instruments direct.

*This replaced the Fender amps for the musicians?*

Oh, yeah. They didn't have to bring any of those in. Just plug into this beast, with its high-quality flat preamp, and a Mac 30 and Altec 605A for the studio. Each channel came out as a direct feed, transformer-isolated at +4 dB on the control room's jack panel.

*How did the musicians respond to that?*

They probably thought it was a bit less desirable than having Fender amps there, but they sure as hell dug the fact that they didn't

*What gear was ultimately used to cut the hot Motown singles?*

We used a Westrex 2-B mono head on a Scully lathe at RCA Chicago for all the releases. Later we utilized a Neumann ES-59 head, driven by a Mac 200, for the references cut in Detroit. At the time we used the Grampian, Bell Sound in New York was mastering the releases on a Grampian, so we had a nice match.

*Is it your opinion that the sonic qualities of the Grampian are still unexcelled for cutting 45s that cook?*

When cutting at levels of about +6 dB, the Grampian added something, a tail end. A sibilant would have a little burst to it that sound-

## NOTHING WAS MORE IMPORTANT THAN MAXIMUM LOUDNESS AND IMPACT, AS LONG AS THE RECORDS DIDN'T SKIP.

have to bring their amps in. It cleared things up; there wasn't as much clutter, and it made life a lot easier for the musicians. They could just walk in, plug in, and go. I think that countered any purist disadvantages there might have been from the sonic point of view. The attitude was that if there's reverb or anything needed, we'll add it later. You just play the music, and we'll take care of the rest; you're just a musician. Berry believed in specialization. To him, it was like an auto factory. The musicians will play; we'll fix it so we get true sound electronically. Then we've got the real thing right there on the jack panel—no leakage, no extra microphones.

*When did the disc-mastering capability first appear?*

We spent a lot of time in 1962 on that. We had a Grampian head with a 150-watt Gotham amplifier. The cutting lathe was a Neumann AM-131. Originally this was supposed to be cutting everything, both reference acetates and release master lacquers. The Grampian was a magnetic cutter head, and it had a nice saturation-distortion characteristic combined with a very high resonance frequency. This meant that it would self-limit at high levels but still put out a lot of velocity at the high end. With a feedback cutter like the Neumann, down, down, down goes the [cutting] level capability at high frequencies. But the Grampian had a power capability that was much more uniform across the spectrum.

The Grampian was great for cutting hot 45-rpm singles. It had a nice kind of grunge distortion, just the right amount, to give a commercial zap to the sound. It had a unique, steamy-hot quality on the top end, but the Grampian couldn't reach blisteringly high levels without mushing out into excessive harmonic distortion.

It was fabulous—just the right amount of the mush distortion with that great steamy high end. Sweatless. And here would be your Neumann super-purist cutter head that couldn't keep up with the Grampian unless you went to half-speed mastering. If you want to hear the Grampian, get an original 45-rpm single of Barrett Strong's "Money (That's What I Want)." That's the sound of Grampian. If you want to cut records with that little funk thing, you can't do it more tastefully than a Grampian running about +5 or +6 dB. At the end of the vinyl era, a real hot pop LP would be cut +4 or +5 dB on the same scale. Hot Motown 45s were eventually cut at +9 to +10 dB.



ed great. "Money" is a magnificent example of this. The Miracles' "Shop Around" was cut that way. It was loud, but not preposterous; it was a rational compromise. Any Motown record cut after 1964 was likely done with the Westrex 2-B if it was mono. "Hitch Hike," "Sugar Pie, Honey Bunch," and "My Girl" were all cut with the Westrex. In theory, the Westrex was garbage, but in practice it was only a little bit worse for linearity and distortion than the ES-59. Both the Westrex and Neumann systems could cut records that no stylus could track. Both could also overcut easily.

*And then?*

We put in a bandpass filter with ultra-sharp slopes at 70 Hz and 15 kHz. Any extra bass that's not going to add commercial impact is wasted stroke-cutting into the next groove. By 35 Hz, our response was 40 dB down. In case somebody did something stupid with the high-end EQ, we'd stop it in its tracks at 15 kHz. A 5-kHz low-pass is the fundamental characteristic of AM radio, so who cares? The main thing was the low end, where overcutting occurs.

*So why didn't you master releases in-house? Why was that done first at Bell Sound and then RCA?*

Either our later Neumann half-speed cutter or the Westrex 2-B at RCA could cut a record that was louder than we could possibly release, because of the limitations imposed by skipping and distortion. But if RCA cut it and there was a problem with returns, we had somebody to complain to. We could take it up to the point where Berry would say, "This is just too loud." If they'd been able to, the Motown guys would have reduced the record length to about 10 seconds to get the highest level. If there were a phonograph that could have played it and they could have gotten away with something that short, believe me, they would have cut them at +30 dB.

The only thing that stopped them was the fear that they would get returns from the stores because of skipping. Berry Gordy knew that; he used to own a record store. Distortion didn't bother the decision-makers at all. And that's an understatement.

The big problem was difference-tone intermodulation distortion caused by playback-stylus mistracking. The cutter head could put down a perfect tambourine or a castanet, but on playback the click of the castanet sounded like a crunch. Hack, hack, hack. That caused a ghastly, garbage sound. The difference-tone IM products

garbled up the midrange with gross-sounding stuff. Basically, what Motown did was write off distortion as the price of doing business. The attitude was that it certainly wasn't worth lowering the recording level. This was not Deutsche Grammophon recording the Berlin Philharmonic. Nothing was more important than maximum loudness and impact, as long as the store didn't send it back because it skipped. The distortion level tolerated was very high by audiophile standards.

*Were Motown levels hotter than other record labels'?*

I would say so. I think Motown ran levels 2 to 3 dB higher than most. Others had more sophisticated ways of making the loudness

I would agree that this was a legitimate goal for Motown's stuff, but it did interfere with the ensemble playing. The rooms were made out of concrete blocks, the kind you'd use to put up a gas station. There was no acoustic treatment on the walls. We had a dropped T-bar ceiling and concrete floors. The horns went into one of the rooms. Vibes might be in another, maybe a harp.

*What did you do about the ensemble-playing concerns?*

We built a binaural headphone system so that everyone would be able to hear a mix of the other three rooms and themselves. Each room had a separate binaural mix. The binaural mikes consisted of two E-V 636s, about 8 inches apart and separated by a 1-foot-square

## AS FAR AS BERRY GORDY WAS CONCERNED, STEREO WAS ASSOCIATED WITH COVER ALBUMS. THESE MEETINGS WERE ABOUT GETTING HIT 45S.

in the midrange as effective as possible, and they just didn't bother to put quite so much bass and highs on. Hearing bass, midrange, and highs loud—that's what Berry Gordy wanted, and who am I to say he was wrong with all the success he had?

*So the studio was operating on a pretty heavy schedule by the time your eight-track machine was running?*

You better believe it. It was a meat grinder. We maintained a taxi that ran around the clock. We had to go over that equipment every morning. That was all vacuum tube gear. In the eight-channel recorder, each electronics package had six tubes plus all the other stuff. The Fairchild limiters had a whole bunch of tubes. They used four dual triodes in push-pull parallel in the 660 and double that in the 670. We had to keep an eye on a couple of hundred tubes each day. I had built about a dozen preamps with a 12AX7 and a 12AU7 tube in each one. That's 24 more tubes. You could almost watch all this stuff disintegrate before your eyes.

*Around the time the eight-track went in, there were three isolation rooms added—on the right, as I recall, as you look out the control-room window in the Hitsville building. . . .*

That's right. Once we had the eight-track machine and a greater ability to separate the channels electronically, it was a natural thing to separate them acoustically. One of the problems was that Berry was never really satisfied with the sound we got. He mentions that in his book. It was like some 1949 hi-fi bug trying to improve his phonograph. "Too boomy, too muffled, not enough definition."

I've always maintained that a significant aspect of this problem was the musical arrangement. The music has to be arranged to create sonic clarity, and I feel that the acoustics were only part of the problem. The eight-track and the direct feeds for electric instruments were all a part of the search for clarity and isolation. A fundamental premise that was never questioned was that in a perfect world we would have an infinite number of channels, and every single instrument would sound as though it were in an anechoic chamber. All of this would cause no loss of ensemble playing. If we had that, we could electrically mix for the best result possible.



ceiling tile. With the 'phones on, it had all the usual "Oh, wow, it's binaural!" realism. But the musicians usually pushed one 'phone back; the realism didn't seem that important to them. Adjusting to binaural was a much bigger problem for them than adapting to the isolation. They liked to listen with one earphone and hear themselves better. Perhaps the quality of the playing suffered. Maybe a historian will study this for 20 years and be able to show that the grooves weakened. Who knows? They still cut plenty of hits.

*Where were all the tracks that were recorded at 2648 West Grand mixed?*

By 1964 to '65, there was a total production bottleneck with that one control room. Record, record, dub, dub. So now they couldn't get the work out. Stereo was finally beginning to become a consideration. We were big enough that it wasn't acceptable to just put out a mono LP to cover the single. This would be about the time when "Baby Love" came out.

So we had to take the pressure off the main control room and add stereo at the same time. In the Motown tradition, they decided to stick us in a crummy little room in the basement of a house three doors east of 2648 West Grand. A doctor owned the house next door. He wouldn't sell, so we had to work around him. We had to run wires up and down the alley because he wouldn't let us run them across his property.

Most of that house was filled up with offices. It was a wretched room; you couldn't get more minimal. So to get the true sound, we put in a pair of AR-3s.

We had to have an eight-track reproducer to play back our eight-track tapes. We negotiated with 3M for one of its Isoloop transports. Since 3M didn't make a reproducer, we bought the amplifier cards from them and the deck with a playback head only.

For quarter-inch tape machines, we had Studer C-37s. The very important reason for that was the Studers were available from stock, and we needed quick delivery. It was kind of pricey, \$3,700 instead of \$2,000. The C-37 had some idiosyncrasies that were pimpier than hell, but overall it was a good machine. There was a warmth to the sound, something about the electronics and the



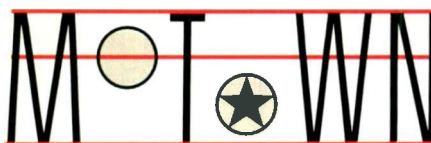
heads. They were tube electronics, and something funny was going on in that department. I don't know what explains it.

So we built up a console, a home-brew, with a frame that was heliarc-welded by Custom Metal Products, and we dropped the Studers in on either side. This provided eight channels of mix-down to stereo. Each position had three echo pots. We had three acoustic chambers now, an EMT plate, plus Fairchild spring Reverbatrons, and I think we had a Fender tape delay. There was a panpot for each track, and that's about all there was to it.

The console had a unique feature. You could turn the eight sliders upside-down. Lawrence Horn wanted that because at Atlantic Records the pots were like that. The volume was raised by pushing up or pulling down on the sliders, depending on which way you put the panel in. Otherwise it was a simple console.

*Did that mix room have the first "Motown Graphics"?*

We built the "Motown Graphics" for that room. Basically, this was a Langevin graphic equalizer with a gain control added. It was executed with ultra-high-quality, heavy-duty rotary switches instead of sliders—the best military grade money can buy—mounted in an extremely robust, 1/8-inch-thick aluminum chassis. It was 600 ohms, transformer-coupled in and out, with an Op-Amp Labs output amplifier. It was a kind of military-spec, Hummer version of the Langevin graphic EQ. All told, we had about 46 of the equalizers built. We used these beautiful General Radio knobs with strong setscrews and flats on the shaft. You could walk up and twist that knob with all the force your fingers could stand. It would sit there and take it like you were trying to twist the head bolt on an Allison engine. There was a big, telephone-type key that kicked the whole mess in and out. Out, there was only the line




Wingate bought it, and Wingate had the whole studio set up.

*Ed Wingate had Ric-Tic Records, with artists such as The Fantastic Four and Edwin Starr.*

Yes. The console was built by Ken Hammond, who later had a lot of credits with Telarc and was a fellow disciple of Steve Temmer, at Gotham Audio. Offhand, I'd say we bought Golden World in 1966 or 1967. Wingate was getting tired of it. He'd been a thorn in Berry's side, and Berry preferred not to have somebody else buy it and turn it into another pain. The third factor was that we could use another studio. We ended up totally rebuilding it. When we were finished, there were 16 inputs on the console, with separate fader sections for the program and monitor mixes. Along about the time of Golden World, we finally gave up on the AR speakers and decided to go back to the Altec Duplex, this time the 604-E. It didn't sound too bad, so we went with the flow. I think perhaps we had some equalizers behind the rack to nerf the Altecs up a little. Out in the studio, we had a 604-E and an Electro-Voice 30-W woofer halfway up the wall. That was a hairy monster.



**M**otown studio at West Grand Blvd., Detroit. Note binaural mike, suspended from ceiling, used by musicians for headphone monitoring.



**R**ear of Motown mix room, Detroit, circa 1967. The equipment included an Empire turntable (left), a 3M eight-track tape transport, a Fender tape delay (center rack, top), "Motown Graphics" equalizers (center rack, middle), and a Fairchild Reverbatron (behind chair).

*Had all the idealism evaporated by the time you jettisoned the AR-3s?*

No-o-o-o-o! We were still up to our old tricks. That E-V 30-W was obviously an eccentricity of the first magnitude. And then we went to all Neumann KM-86 condenser microphones: "The purpose of the transducer is to pick up the sound! It is not to provide engineers with finger paint! So we will give you identical precision instruments for this purpose. So shut up." That was the attitude.

*Are you saying that the only mike available at Motown studios in the late '60s was the Neumann KM-86?*

Yes. I was highly susceptible to such a concept. Everybody will have the same set of

amp. This allowed you to A/B the effect of the EQ and gain settings. That was a very important feature for me.

*What was the story on the Golden World studio?*

I can't remember the address; it was on West Davison, not too far from the old garbage plant—that general vicinity. It was an old electric supply house that sold fuse boxes, conduit, and stuff. Ed

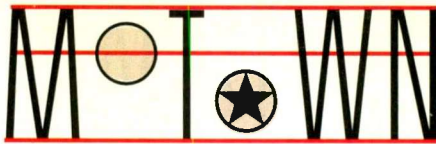
gauge blocks on Henry Ford's production line, and then the engines will all fit together. We won't have different brands of blocks. We pick the best ones, and all the toolmakers get a set. That was the basic mentality. The U-87 mikes were so beat to hell after years of abuse that they were worthless. I honestly believe the KM-86 was a better mike. It had the linear admittance capsule used in the

KM-84, with a constant directional pattern at all frequencies. That was better in theory than the 87. It had three patterns like an 87. It was smaller, and it had an elegant capsule instead of those old funk 87 capsules. The KM-86 was cheaper and was more resistant to dirt. It was bulletproof.

I was sick and tired of people dropping the mikes on the floor and rippling the membranes. Getting the U-87s repaired was a pain in the ass. When you spray spit into a U-87, it gets noisy. That was a classic problem. So the all-Neumann KM-86 approach made a hell of a lot of sense in the Ford-factory atmosphere at Motown. Berry was saying, "We want a standard system and a true sound. Everybody's gonna do this the same way. We're gonna get out our hits on this production line." Considering the policies of the company, the hit-factory mentality, this wasn't at all out of line. There have been many people who've made fun of this, but now that I'm thinking about it again, I have to say I would defend the KM-86 decision even now. There were people at Motown who didn't know how to set a mike aimed straight. That didn't motivate me to put in all sorts of esoteric instruments in order to equip them with a greater range of choices for subjective, nuance-level things in the process.

*The decision to standardize on one microphone had the complete support of management?*

Absolutely. I don't think senior management had a ghost of a clue about microphone subtleties. The idea was accepted without even a



was concerned, stereo was associated with cover albums. These meetings were about getting hit 45s. This was in '68 and '69. Then

I got a couple of sound columns we had lying around, and I set them side by side, so we had eight JBL D-130 15-inch woofers with a 604-E on top. We used McIntosh 2100s for power amps. We did some incredible tests of the Mac 2100 at 20 kHz, running just at the threshold of clipping into big load resistors. That thing was 150 watts, not 105, both channels running. It ran like that for three days, 24 hours a day. Heat was coming off the amp like a register. We'd walk up to it eight, ten times a day and short the outputs. Zap, spark, zap, spark! "Yeah, it's still taking it." So we bought a bunch; it was our standard amp. Excellent equipment.

This JBL/Altec system had its own unique way of honking, and with those eight 15-inch woofers, when you got down into the region of 100 to 400 Hz, that sucker could really punch out some Fender bass notes. B-o-o-o-o-w-wwww! It put it out there in your face, all across the room. Big time.

*Berry Gordy was giving how-to-make-a-hit classes with examples played through eight JBL woofers?*

Yeah. He would sit there and say the same things he said in his office to his old cadre of people like Ivy Hunter and Brian Holland, that group of geniuses he had formed. Now he had this peanut gallery of people, which was all that was left. H-D-H [the hugely successful Motown songwriting team of Eddie Holland, Lamont Dozier, and Brian Holland] was long gone; Mickey Stevenson was gone. Ivy Hunter might still have been there. R. Dean Taylor was there, eager and sincere. New people who didn't have a clue were there. The original group that did all that great stuff from 1962 to 1967 became disillusioned and left.

Berry was trying to re-create things on a larger scale with 40 or 50 people. He'd sit there and play the records and make observations. I can remember him playing "You're All I Need To Get By."

And he'd say, "We're not sitting here to appreciate this; we're sitting here to criticize it. This is a business, an economic business." I'm quoting him. I remember it because it seemed so bizarre. The monsters were gone. This group was a mere shadow, and Berry found that very frustrating.


There were a couple of months of these weekly meetings. He sat up there like it was Sunday school, sincerely trying to educate on quality control, trying to show how a record could be improved. A few weeks later it was announced that Berry was leaving for California.

*What did you see as the purpose of the California move?*

Berry was starting another production operation to feed the factory that he had established in Detroit. The idea was to make hits, new California hits that would be released through the system.

*So Berry Gordy had a new creative geographic center?*

Precisely. Because he had all these resources, it probably looked easy. He was making the rounds of all the studios. Eventually, he bought one, and that became MoWest. There was a gigantic amount of money available, and so we designed and had Electrodyne build a pair of mixing consoles for the Motown Center. It wasn't a total vacuum, but when Berry left it was the beginning of the end for most of us in Detroit. A



thought; there was no discussion. It was one of those idiosyncrasies of Motown. The KM-86 decision was made about 1969, and we bought 44 of them.

*When Motown outgrew its six or seven houses on West Grand Boulevard, the building at 2457 Woodward was bought, right by the freeway. What went in there?*

The studios were kept running, of course, but now we had to build all these new facilities for the Motown Center. First we built a huge, acoustically treated evaluation room. The new thinking on Berry's part was that he'd call these large meetings. He'd bring everybody into the quality-control meeting so they could get a handle on what it was all about. He was seriously trying to educate his staff. It didn't seem to bother him that he was paying all these people just to sit there, including me.

The first speaker was an Altec 604-E, and an Electro-Voice 30-W like the one at Golden World. This was still mono. As far as Berry

**M**clean  
servicing Studer  
C-37 tube tape  
recorder at  
Motown studios.



## Our reputation stands behind it.

The Bose® Wave® radio is no ordinary radio. Behind it stands a 30-year reputation for building superior music systems and speakers that produce full, rich sound. But how do you get Bose quality sound from a small radio?

### Technology that redefines radio.

The solution is our patented acoustic waveguide speaker technology. This technology is so advanced, it earned its creators the prestigious "Inventor of the Year" award. Much as a flute strengthens a breath of air to fill an entire concert hall, the waveguide produces room-filling sound from a small enclosure.

Even the critics were impressed. *Popular Science* called the Wave radio "a sonic marvel." *Radio World* called it "...a genuine breakthrough in improved sound quality." Turn it on and listen for yourself — you'll understand why many owners actually use their Wave radio as their primary music system. Yet the Wave

radio measures just 4.5"H x 14"W x 8"D, small enough to fit on a kitchen counter, bedroom nightstand, almost anywhere.

### Remote-controlled convenience.

The easy-to-use Wave radio comes with a credit card-sized remote control that lets you operate the radio from across a room. You can pre-set six AM and six FM stations and switch between them at the touch of a button. Or listen to your favorite recordings by connecting the radio to your CD or cassette player, TV, or VCR. There's even a dual alarm feature.

### Call now and make six interest-free payments.

The Wave radio is available for \$349 directly from Bose, the most respected name in sound. So call 1-800-681-BOSE, ext. R5734, to learn more about our in-home trial and satisfaction guarantee. When you call, ask about our six-month

installment payment plan. Or, if you prefer, return the coupon below.

So put a Wave radio in front of you. And hear all that stands behind it.

**Order by  
December 31, 1997,  
for FREE shipping.**

**Call 1-800-681-BOSE,  
ext. R5734.**

Please specify your color choice when ordering the Wave® radio:  Imperial White  Graphite Gray

Mr./Mrs./Ms. \_\_\_\_\_  
Name (Please Print)

Address \_\_\_\_\_

City \_\_\_\_\_ State \_\_\_\_\_ Zip \_\_\_\_\_

( ) \_\_\_\_\_  
Daytime Telephone

( ) \_\_\_\_\_  
Evening Telephone

Mail to: Bose® Corporation, Dept. CDD-R5734, The Mountain, Framingham, MA 01701-9168, or fax to 1-800-862-BOSE (1-800-862-2673).

**BOSE**  
Better sound through research.®

## EQUIPMENT PROFILE

EDWARD J. FOSTER

# NAKAMICHI IA-1z A/V INTEGRATED AMP



**T**he Nakamichi brand was introduced more than a quarter of a century ago with a product everyone knew could not be built, a three-head cassette deck, at a price everyone knew nobody would pay, \$1,000. Until then, Nakamichi equipment had been sold only under other brand names, including many leading ones. But Nakamichi's clients were uninterested in the new deck. So the company decided to go it alone, and a new brand was born, a brand with a reputation for unusual products and unique technologies.

In the digital era, it's become hard for small companies like Nakamichi to distinguish themselves from one another, because digital technology forces them to buy much

of their circuitry as ICs from the same few sources. Even so, companies can distinguish themselves through the integrity of their products and through innovation in those products' analog sections. In these senses, the Nakamichi IA-1z audio/video integrated amplifier stands apart from the crowd. It has the distinctive Nakamichi look, thanks to its heavy aluminum faceplate, massive size, and subtle (some would say too subtle) gold-on-black lettering. And it's one of those rare components that shuns useless features in favor of basic quality. You won't find "music enhancement" modes that almost never sound realistic, a phono stage that few people would use nowadays, or nondefeatable tone controls (which can really wreak havoc in a multichannel sur-

round system). You will find Dolby Digital (AC-3) surround decoding and dual-zone, dual-source multiroom capability. And you'll find two circuit innovations: Harmonic Time Alignment power amp topology and a Precision Resistor Array Multi-Channel Attenuator.

The Harmonic Time Alignment topology was developed in Nakamichi's California research facility. It is based on the proposition that harmonic distortion is audibly least intrusive if the harmonics that are generated are in perfect synch with the fundamental, which is seldom the case when large amounts of global negative feedback are used. For years, many audiophiles have thought that minimizing global feedback helped components achieve superior sound. However, in Nakamichi's view, the root cause of this has not been appreciated.

**THE NAKAMICHI IA-1z'S  
DOLBY DIGITAL  
PERFORMANCE  
IS ABOUT AS FINE  
AS I'VE SEEN.**

When large amounts of feedback are applied to an amplifier, the open-loop gain must be rolled off in a controlled manner to prevent oscillation. The greater the feedback, the lower the frequency at which the rolloff usually must commence. But the stabilization network that causes the rolloff also shifts signal phase (time relationship), misaligning whatever harmonics accompa-

**Rated Power, 8-Ohm Loads:** Stereo mode, 100 watts per channel, both channels driven; surround modes, 80 watts per channel, five channels driven.

**Rated Distortion at Rated Power:** THD, 0.1%; 1M, 0.1%.

**Dimensions:** 17 in. W x 6 $\frac{3}{4}$  in. H x 15 $\frac{1}{2}$  in. D (43 cm x 17 cm x 39.8 cm).

**Weight:** 38.6 lbs. (17.5 kg).

**Price:** \$2,900.

**Company Address:** 955 Francisco St., Torrance, Cal. 90502; 310/538-8150; [www.nakamichiusa.com](http://www.nakamichiusa.com)

For literature, circle No. 90

Photos: Michael Groen

## MEASURED DATA

### AMP SECTION, STEREO MODE

**Output Power at Clipping (1% THD at 1 kHz):** 8-ohm loads, 135 watts/channel (21.3 dBW); 4-ohm loads, 200 watts/channel (23 dBW).

**Dynamic Output Power:** 8-ohm loads, 145 watts/channel (21.6 dBW); 4-ohm loads, 225 watts/channel (23.5 dBW); 2-ohm loads, 200 watts/channel (23 dBW).

**Dynamic Headroom Referred to 8-Ohm Rating:** +1.6 dB.

**THD + N, 20 Hz to 20 kHz:** 8-ohm loads, less than 0.052% at 100 watts/channel, less than 0.04% at 80 watts/channel, and less than 0.043% at 10 watts/channel; 4-ohm loads, less than 0.418% at 150 watts/channel, less than 0.074% at 100 watts/channel, and less than 0.091% at 10 watts/channel.

**Damping Factor Referred to 8-Ohm Loads:** 115.

**Output Impedance:** 75 milliohms at 1 kHz, 90 milliohms at 5 kHz, 125 milliohms at 10 kHz, and 170 milliohms at 20 kHz.

**Frequency Response:** 20 Hz to 20 kHz, +0, -0.22 dB (-3 dB below 10 Hz and at 91 kHz).

**Subwoofer Crossover:** High-pass, -3 dB at 79 Hz and -6 dB at 60 Hz, 12 dB/octave; low-pass, -3 dB at 82 Hz and -6 dB at 107 Hz, 12 dB/octave.

**Sensitivity for 0 dBW (1 Watt):** 28.6 mV.

**A-Weighted Noise:** -74.1 dBW.

**Input Impedance:** 21.2 kilohms.

**Input Overload (1% THD at 1 kHz):** 7.9 V.

**Channel Separation, 100 Hz to 10 kHz:** Greater than 54.6 dB.

**Channel Balance:**  $\pm 0.0$  dB.

**Recording Output Level:** 480 mV for 500-mV signal at CD input.

**Recording Output Impedance:** 1.37 kilohms.

### AMP SECTION, DOLBY PRO LOGIC MODE

**Output Power at Clipping, 8-Ohm Loads:** Main channels, 135 watts/channel (21.3 dBW) with phantom center; center channel, "Large" speaker setting, 145 watts (21.6 dBW); surround channels, "Large" speaker setting, 135 watts/channel (21.3 dBW).

**THD + N at Rated Output, 8-Ohm Loads:** Main, less than 0.05%, 30 Hz to 13 kHz; center, less than 0.05%, 30 Hz to 13 kHz;

surround, less than 0.042%, 100 Hz to 10 kHz.

**Frequency Response:** Main, 20 Hz to 20 kHz, +0.11, -0.3 dB (-3 dB below 10 Hz and at 23.15 kHz); center, "Large" speaker, 20 Hz to 20 kHz, +0.09, -0.48 dB (-3 dB below 10 Hz and at 23.15 kHz); center, "Small" speaker, 79 Hz to 23.15 kHz, +0.08, -3 dB; surround, below 10 Hz to 7.1 kHz, +0.05, -3 dB.

**A-Weighted Noise:** Main, -71.9 dBW; center, "Large" speaker, -74 dBW; surround, -73.4 dBW.

**Channel Separation at 1 kHz:** 44.7 dB or greater.

### AMP SECTION, DOLBY DIGITAL (AC-3) MODE

**Channel Balance:** 0.3 dB or better.

**Frequency Response:** Main channels, 20 Hz to 20 kHz, +0.15, -0.3 dB; center channel, 20 Hz to 20 kHz, +0.14, -0.31 dB; surround channels, 20 Hz to 20 kHz, +0.15, -0.3 dB; LFE channel, 20 to 82 Hz, +0, -3 dB.

**THD + N at 1 kHz for 0-dBFS Signal:** Main, 0.0192%; center, 0.0112%; surround, 0.276%; LFE, 0.0143% at 30 Hz.

**Channel Separation, 100 Hz to 10 kHz:** 51.3 dB or greater.

### D/A CONVERTER SECTION

**Frequency Response:** At speaker output, 20 Hz to 20 kHz, +0.13, -0.3 dB; at preamp output, 20 Hz to 20 kHz, +0.15, -0.16 dB.

**THD + N at 0 dBFS:** 0.198%, 20 Hz to 20 kHz.

**THD + N at 1 kHz:** At speaker output, below -73 dBFS from 0 to -90 dBFS and below -80.5 dBFS from -30 to -90 dBFS; at preamp output, below -78.5 dBFS from 0 to -90 dBFS and below -81 dBFS from -30 to -90 dBFS.

**Maximum Linearity Error:** Undithered signal, 1.3 dB to -90 dBFS; dithered signal, 1.9 dB to -100 dBFS.

**S/N re 0 dBFS for Infinity Zero Signal:** A-weighted, 84.9 dB; CCIR-weighted, 75.7 dB.

**Quantization Noise:** -75.6 dBFS.

**Dynamic Range:** Unweighted, 82 dB; A-weighted, 85.2 dB; CCIR-weighted, 75.8 dB.

**Channel Separation:** Greater than 51.3 dB, 125 Hz to 16 kHz.

ny the fundamental. To get around this, the IA-1z uses local feedback (which is not as prone to stability problems) to reduce open-loop gain while extending the frequency range of that open-loop gain to well beyond the audio band. A minimal amount of overall feedback is then applied, to further reduce distortion and to lower output impedance.

Precision Resistor Array Attenuators, the second technical novelty in the IA-1z, adjust each channel's gain. They are so precise that volume, balance, and system-calibration adjustments can all be made with the same set of attenuators and whatever gain offsets are needed to balance and calibrate the system will track precisely over the full range of volume settings. The Precision Resistor Array is controlled digitally, but it adjusts the signal in the analog domain. The digital circuitry simply selects the appropriate metal-film resistors; they, in turn, adjust the gain of an analog operational amplifier. In the 1z, two gain-controlled stages are

**THE CONTROLS  
ARE BLESSEDLY LOGICAL,  
AND YOU DON'T NEED  
ON-SCREEN DISPLAYS  
FOR SETUP.**

cascaded in each channel to produce a 96-dB control range with exquisite tracking ability. The resistor elements, used as the resistive ladders in a pair of 12-bit DACs, adjust volume in steps that vary with level (in 0.5-dB steps over the uppermost 34.5-dB gain range, in 1-dB steps from -35 to -54 dB, and in 2-dB steps from -55 to -75 dB).

The IA-1z's rear panel bespeaks quality. With S-video jacks doubling every composite-video input and output, there's little chance you'll run out of one type or the other. And every connector (even the S-videos) is gold-plated for long-term reliability. The amp has provisions for four A/V and five audio program sources, including a recording output for the VCR. I would have liked a second VCR interface. Perhaps more important, instead of the single "DVD/DBS" input, I'd have liked separate inputs to get more use from the amp's Dolby Digital section. And when you finally retire your

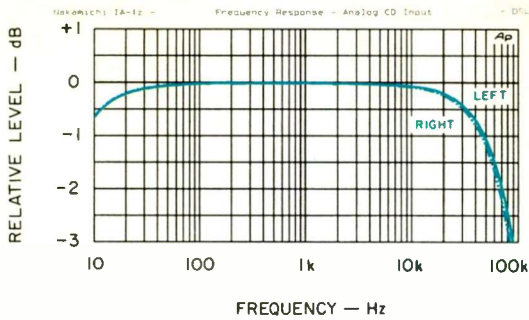


Fig. 1—Frequency response, stereo mode.



The IA-1z has input and output jacks for virtually anything.

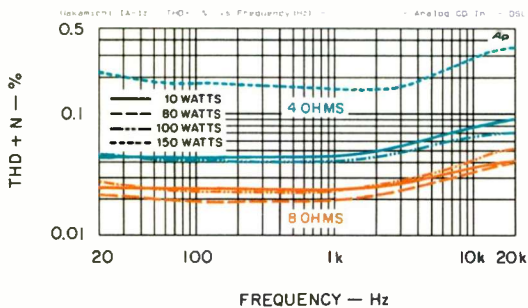


Fig. 2—THD + N vs. frequency, stereo mode.

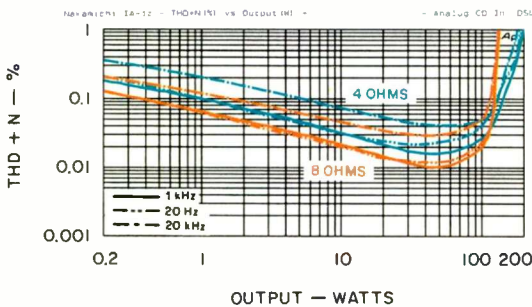


Fig. 3—THD + N vs. output, stereo mode.

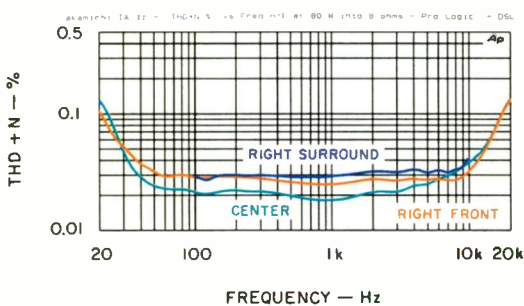


Fig. 4—THD + N vs. frequency, Dolby Pro Logic mode.

laserdisc player, by the way, the 1z's "LD" input set will become available for a second Dolby Digital source.

The audio connections include three high-level analog inputs, two tape loops (with provisions for dubbing "Tape 1" to "Tape 2" but not the other way around), plus three digital inputs. Of the digital inputs, "CD" has a coaxial jack, "LD" has a Toslink optical input for PCM and a coaxial jack for AC-3 bitstreams (not RF, for which you'll need Nakamichi's DE-1 demodulator), and "DVD/DBS" has Toslink and coaxial connections (selected by a small slider placed between them), either of which will accept both PCM and Dolby Digital signals.

In addition to its video record output, the IA-1z has composite- and S-video outputs for "Monitor" and "Remote." The main difference between them is that "Remote," intended to feed video to a TV monitor in a second room, does not carry the on-screen menus generated by the 1z. The jacks that feed audio to the second room carry only stereo signals from analog sources. So if you're also feeding video to that room, be sure to connect your video components' analog audio outputs, even if you're using their digital outputs for surround listening in your home theater.

Line-level audio outputs are provided for all six channels ("Center," "Subwoofer," and left and right "Front" and "Rear"). The heavy-duty, gold-plated multiway speaker binding posts are logically arranged. Each pair of posts is spaced to accept double-banana plugs, and there's enough space between the pairs to make good, solid connections.

Four 1/8-inch miniature phone jacks augment the amp's remote-control functions. One jack accepts input from a remote sensor; the other three can be used to control Nakamichi CD players, tape decks

(if connected to "Tape 1"), and remote amplifiers. Power feeds in through a removable, heavy-duty IEC grounded line cord; there's an equally heavy-duty switched, grounded convenience outlet that's rated at 200 watts.

The front-panel controls are blessedly simple and logical. The source selector has generously sized buttons, five for audio-only sources in one row and four for audio/video sources just below them—all with LEDs to show which buttons have been activated. You can use any audio source as the soundtrack for any A/V source (e.g., for simulcast reception). A "Digital Input" bar, to the left of the bottom row of source selectors, toggles between the digital and analog audio inputs for whichever input you've selected; another LED indicates when a digital input is active. Above this bar is another, "Multi Zone," and three indicator LEDs. Depending on the mode you select by tapping the bar, you can choose the program source for the main and remote zones independently or feed the same source to both areas.

**THE VOLUME CONTROL TRACKED SO PRECISELY THAT I COULD MEASURE NO ERROR OVER ITS MOST USEFUL RANGE.**

At the top left is the on/off button and an LED that glows in standby mode and is off when the amp is on. This may sound odd, but other LEDs on the panel show that the amp is up and running; this one glows to tell you that the amp's plugged in but off.

You select "Dolby Surround Mode" by using buttons marked "AC-3" and "Pro-Logic," each with an indicator LED, or you can turn surround off. These three keys are at the bottom center of the panel, and above them are two "Speaker" pads (one to select a channel and the other to change its operating mode), a row of three speaker-mode LEDs, and an array of seven LEDs (for each of the six channels plus one marked "S" for mono surround). These controls and indicators let you set up the 1z from its front panel without using the remote or on-screen menus, which is most unusual. This

# Paradigm® Reference Wins The Best of 1997 Awards!



**Video Magazine's  
Home Theater System of the Year**



**AudioVideo International  
Grand Prix Product of the Year**

**"Extraordinary...Bravo Paradigm!"**

*- Andrew Marshall, Audio Ideas Guide*

**"...combines solid bass with uncoloured midrange,  
fine soundstaging, and a detailed, open top end...  
definitely give the Studio/100 a listen."**

*- Tom Norton, Stereophile Vol. 20, No. 8*

**"...state-of-the-art performance."**

*- Joseph Cierniak, Sensible Sound*

**"...an acoustically crisp, credibly realistic, and  
untiringly musical performance."**

*- Andrew Keen, FI Magazine*

**"Phenomenal...Highly Recommended!"**

*- Don Keele, Audio Magazine*

**"Skin Tingling...Truly Topnotch."**

*- Julian Hirsch, Stereo Review*

**"Outstanding...I Surrender..."**

*- Greg Petan, Audio Adventure*



**W**ith years of design expertise and a state-of-the-art in-house R&D facility, Paradigm engineers and acousticians set out to build the world's finest speakers, regardless of cost! The result is Paradigm Reference...electrifying and eminently satisfying high-end speaker systems that bring you closer than ever to the live event!

And, while this stunning performance heightens the sheer enjoyment of music, it is equally important for the best in home theater sound, especially now with the arrival of digital AC-3 and DTS.

We invite you to visit your nearest Authorized Paradigm Reference Dealer and experience this astonishing new reference standard in music and home theater sound for yourself!



AC3 is a trademark of Dolby Labs. DTS is a trademark of Digital Theater Systems.  
© Paradigm Electronics Inc. • Boston Corp.



**PARADIGM® REFERENCE**

THE ULTIMATE IN HIGH-END SOUND FOR MUSIC AND HOME THEATER™

For more information visit your nearest Authorized Paradigm Reference Dealer or write:  
AudioStream, MPO Box 2410, Niagara Falls, NY 14302 (905) 632-0180  
In Canada: Paradigm, 101 Hanlan Rd., Woodbridge, ON L4L 3J5 (905) 850-2889

website: [www.paradigm.ca](http://www.paradigm.ca)

CIRCLE NO. 45 ON READER SERVICE CARD

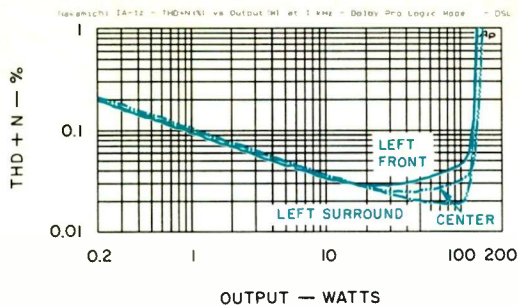


Fig. 5—THD + N vs. output, Dolby Pro Logic mode.

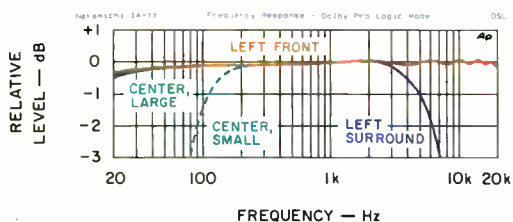


Fig. 6—Frequency response, Dolby Pro Logic mode.

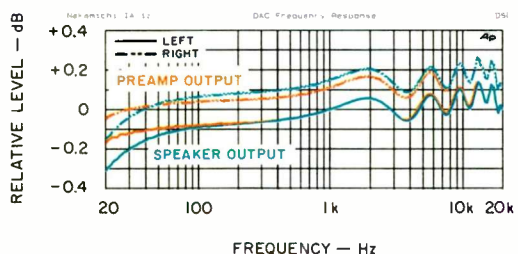


Fig. 7—Frequency response, DAC section.

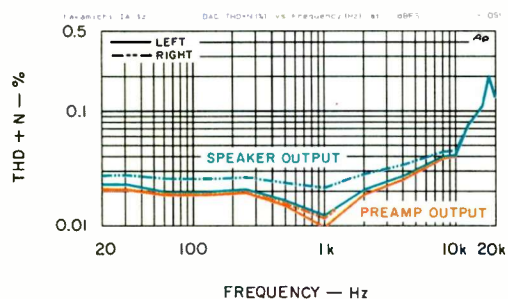


Fig. 8—THD + N vs. frequency, DAC section.

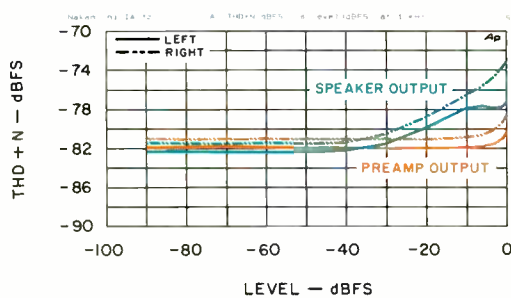


Fig. 9—THD + N vs. level, DAC section.

may appeal especially to audio purists, who'll no longer have to risk contaminating their audio by routing video through the amp just to use on-screen setup menus.

System setup is simple and intuitive. As you cycle through the various speakers by pressing "Select," the chosen speaker's LED blinks for a few seconds, during which time you can change its settings. For the main and surround speakers, the choices are "Large" and "Small." The center channel offers the same two choices plus "None" (phantom center). And the subwoofer choices are "Normal" (which feeds the subwoofer LFE information plus the bass from all channels designated "Small"), "LFE Only" (which redirects bass from all "Small" speakers to the left and right front channels), and "None." All you need do is glance at the LEDs to see the present operating mode, press the mode switch to change that setting if you wish, and then go on to the next speaker. Nothing could be simpler!

In normal operation, the LEDs for the different speakers show the selected surround mode. A 5.1-channel Dolby Digital signal will light up all the LEDs except "S"; a two-channel Dolby Digital signal with matrix Dolby Surround encoding will light up the "L" and "R" front-channel LEDs and "S," and conventional Dolby Surround (or stereo) signals leave all seven LEDs dark.

To the right of the speaker LEDs is a four-digit display that also contains the remote control's infrared sensor. Normally, it indicates what volume you've set with the stylish "Output Level" pads at the right. But if you press a tiny button just next to these pads, they become a balance control (an LED glows in this mode) and the display shows the balance settings. If you hold down the nearby "Mute" button, you can use the pads and display to set the muting level over a 31-step range. Thereafter, tapping "Mute"

toggles between normal volume and your selected muting level.

Beneath the display are four system-calibration buttons to toggle the usual cycling test tone on and off, select a channel for adjustment, select delay-adjustment mode, and increase or decrease the level or delay of the selected channels. Main-channel levels can be adjusted over a range of  $\pm 3$  dB, all other channels over a range of  $\pm 10$  dB; delay can be adjusted from 0 to 5 milliseconds for the center channel and 0 to 15 milliseconds for the surrounds.

The Nakamichi IA-1z comes with two infrared remotes, a full-featured main remote, the RM-1m, and a simpler RM-1s that just enables you to select sources, adjust volume, and turn the power and the muting on and off. The main remote is fully programmable and controls audio or audio/video components, depending on the setting of its "Audio Video" slide switch. It has a bank of controls for the usual transport functions of a tape recorder or VCR, another bank of controls for a CD or laserdisc player, and a third bank to handle a tuner or TV. The controls are appropriate for their purposes (seek and preset pads in the "Tuner/TV" bank; disc selection, random, skip, and search pads for disc players; and fast wind and recording controls for tape components). Each control bank also has a "Power" pad to toggle sources on and off independently. Needless to say, with the RM-1m you can also choose surround mode, activate Dolby Digital's dynamic range and LFE attenuators (indicated by LEDs on the front panel), perform or check system setup and calibration, choose a mode for two-zone operation, toggle the on-screen displays, and adjust balance.

## Measurements

No question about it: Nakamichi's Precision Resistor Array is a fantastically accurate volume control. It reduced gain by 0.5 dB per step over the top 70 steps of its range and then by 1 dB per step for the next 20 steps, all with an accuracy of  $\pm 0.01$  dB (the limit of my test equipment's resolution). In other words, I could detect no errors over the most useful 55 dB of the control's range! Below that, where gain changes in 2-dB steps, the control was accurate within  $\pm 0.03$  dB for the first three steps (down to  $-61$  dB) and within  $\pm 0.1$  dB for the next



# ASTONISHING!

**"...smooth...refined...I've heard highly regarded \$2,000 2-way 6-inchers that could not keep up with the Mini Monitor."** - Corey Greenberg, Audio Magazine

**A**s a world leader in speaker design, PARADIGM knows what it takes to make great sounding speakers – from superb best-value budget audiophile speakers, right through to sensational PARADIGM® REFERENCE high-end systems. And now PARADIGM brings its comprehensive design expertise to an all new generation of the most affordable high-performance speakers the market has ever seen. Introducing the exceptional new MONITOR SERIES.

High-frequency drivers use our remarkable new PTD™ pure-titanium dome along with our exclusive controlled waveguide to provide outstanding, and utterly natural, high-frequency response.

Bass/midrange drivers utilize high-pressure diecast chassis' and our unique ICP™ injection-moulded copolymer polypropylene cones. This advanced cone design effectively eliminates unwanted resonances and standing waves.

Add minimum diffraction grills, solid braced enclosures, phase coherent crossovers, gold input terminals and what you have is the pure, clear and uncolored sound of PARADIGM's astonishing new MONITOR SERIES.

*We invite you to visit your nearest AUTHORIZED PARADIGM DEALER and experience any of our high-performance speakers today. The difference is... simply better sound!*



Micro/CC-50/Micro/SB-90  
\$626



Atom/CC-50/Micro/PDR-10  
\$816



Titan/CC-150/ADP-100/PDR-10  
\$1,096



Mini Monitor/CC-350/ADP-150/PS-1000  
\$1,596



Monitor 7/CC-350/ADP-350/PS-1200  
\$2,256



Monitor 90P/CC-350/ADP-350  
\$2,727



For more information visit your nearest AUTHORIZED PARADIGM DEALER or contact:  
AUDIO TEAM, MPO Box 2410 Niagara Falls, NY 14302 (905) 632-0180  
In Canada: PARADIGM, 101 Hanlan Rd. Woodbridge, ON L4L 3P5 (905) 850-2889  
© Paradigm Electronics Inc. • Bannan Corp. Prices are manufacturer's FMV retail.  
website: [www.paradigm.ca](http://www.paradigm.ca)

## Paradigm®

THE ULTIMATE IN HIGH-PERFORMANCE SOUND™

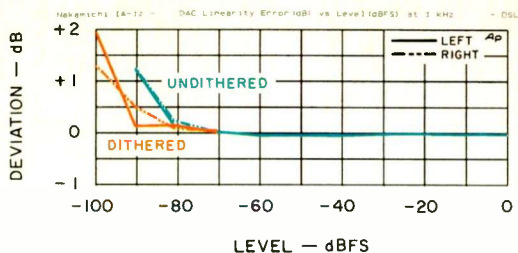


Fig. 10—Deviation from linearity, DAC section.

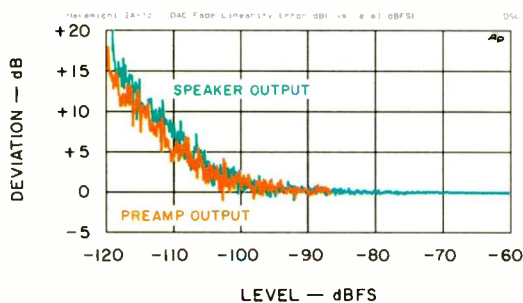


Fig. 11—Fade-to-noise test, DAC section.

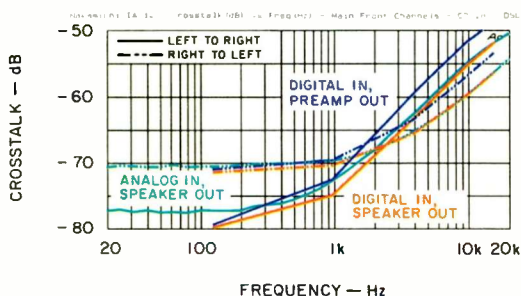


Fig. 12—Crosstalk, DAC section.

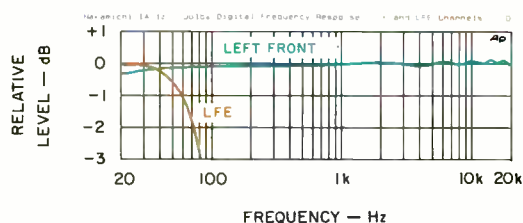


Fig. 13—Frequency response, Dolby Digital mode.

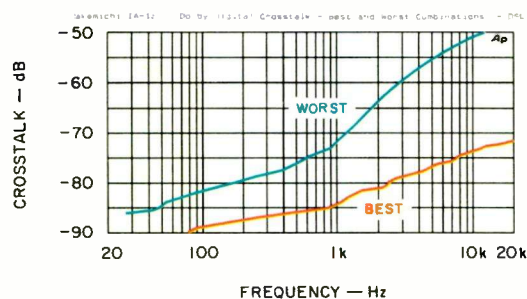


Fig. 14—Crosstalk, Dolby Digital mode.

three (down to  $-67$  dB). “Mute,” factory-set for total muting, was adjustable for anywhere from 10 to 46 dB of attenuation.

The IA-1z’s frequency response for analog input in stereo mode (Fig. 1) is flat and fairly extended, within  $+0, -0.22$  dB from 20 Hz to 20 kHz; the  $-3$  dB points are below 10 Hz and at 91 kHz. Note how precisely the left and right channels match in both response and level. Below 10 kHz, this amplifier has virtually no channel imbalance whatsoever!

The crossover between the front channels and the subwoofer occurred at about 80 Hz, where response was 3 dB down. Both sections had nominal slopes of 12 dB per octave; I’d have preferred a sharper slope in the low-pass section, but Nakamichi’s choice is not unusual.

Nakamichi rates the IA-1z’s output power into 8 ohms as 100 watts per channel in stereo and 80 watts per channel in its five-channel surround modes. The company provides no 4-ohm ratings and requested that I not make constant-frequency power tests into that impedance. I can’t quite fathom this exceptional conservatism, as the 1z did fine on my bench with both 8- and 4-ohm loads. With the IHF tone burst and 2-ohm loads, the output protection relay clicked in and out when I asked the amplifier to deliver more than 200 watts per channel. The 1z was not showing any sign of stress; I just couldn’t get it to put out any more without triggering the protection circuits. With 8- and 4-ohm loads, it behaved normally when fed continuous and pulsed signals.

Figure 2 shows total harmonic distortion plus noise (THD + N) versus frequency. With 8-ohm loads, I measured it at output levels of 10 watts per channel, 80 watts per channel (the five-channel rating), and 100 watts per channel (the stereo rating). Distortion

tops out at 0.04% at 80 watts per channel and at 0.052% at 100 watts per channel, about half Nakamichi’s spec of 0.1%. With 4-ohm loads, I took measurements at 10, 100, and 150 watts per channel. Although distortion reaches about 0.4% at 20 kHz when the amp is feeding 150 watts per channel into 4-ohm loads, it’s only 0.074%, worst case, when feeding 100 watts a side into 4 ohms.

My choice of 150 watts for the maximum power into 4 ohms in Fig. 2 was based on my tests of the IA-1z’s THD + N versus output with both channels driven (Fig. 3). At 20 kHz, the 4-ohm curve turns up at about 75 watts and the 8-ohm curve turns up at about 50 watts. Since 50 watts is half the rated power at 8 ohms, I doubled 75 watts

**WONDER OF WONDERS,  
SURROUND-CHANNEL  
NOISE AND THD  
ARE ALMOST AS LOW  
AS THE MAIN CHANNELS’.**

to get my unofficial rating for 4 ohms. With either load, distortion increases gradually above the point where the curve turns upward rather than rising sharply at clipping. (This suggests a Class-AB topology with relatively modest overall feedback, just as Nakamichi claims.) When clipping ultimately does occur, output reaches 135 watts per channel into 8-ohm loads and 200 watts per channel into 4-ohm loads. With the IHF tone burst, the clipping points were a bit higher. At 8 ohms, the 1z clipped at 145 watts per channel, from which I calculated dynamic headroom to be  $+1.6$  dB; at 4 ohms (for which there is no rating from which to calculate dynamic headroom), clipping occurred at 225 watts per channel.

Despite its relatively low global feedback, the IA-1z had an adequately high damping factor of 115 at 50 Hz. Output impedance did rise with frequency, just more than doubling between 1 and 20 kHz, but at 20 kHz it was still lower than that of many other amplifiers I’ve tested. Analog input impedance was a relatively low 21.2 kilohms, but this shouldn’t present a problem for any decent source. The input circuit was essentially overload-proof. It didn’t clip until

JOERAMA: Any hot babes out there wanna chat?

PHIL007: Any ladies in the room like magic and fishing?

DEREK69: Any chicks looking for a cyberstud? ;-)

Let's  
SPICE  
THINGS  
UP  
AROUND  
HERE

SPICED RUM  
PREMIUM BLEND WITH SPICES AND OTHER NATURAL FLAVORS

From  
**BACARDI**  
SPICE

<http://www.bacardi.com/spice.html>

The vanilla and cinnamon spiced rum that just won't stand for the status quo.

© 2004 Bacardi & Company, Ltd. BACARDI and the BACARDI bat device are registered trademarks and Let's Spice Things Up Around Here is a trademark of Bacardi & Company, Ltd. Miami, FL. Rum Specialty 35% Alc. by Vol.

# Klipsch


will leave  
you *Breathless.*

## PASSION.

Are you passionate about music? Movies? Klipsch is making hearts race with the introduction of its new Klipsch Synergy Premiere Home Theater™ System, the first system specially designed to maximize the advanced capabilities of Dolby Digital and DTS™ 5.1. With its sleek, sophisticated lines and choice of rich wood finishes, the system's beauty is rivaled only by its performance.

## PERFORMANCE.

Satisfy your desire for exceptional audio with the Klipsch Synergy Premiere Towers. Featuring dual, 6-1/2" mid-bass drivers and a K-97-KV Tractrix™ Horn in a d'Appolito configuration, the KSP 400™ Towers provide remarkable detail and clarity. The tri-wire/tri-amp terminals further ensure unmatched sonic performance by allowing separation of the drivers for dedicated, discrete amplification.



## POWER.

Driven by 400 watts of high-current power, the Towers' built-in 15" dual subwoofers deliver deep, rich bass, while minimizing "standing wave"



room effects to ensure visceral bass response throughout the entire listening area. The line and sub/LFE inputs, with dedicated LFE

gain control, provide precise bass response adjustment and the variable bass equalization control smooths and extends room response.

Feel the passion. Experience the distinctive difference of the Klipsch Synergy Premiere Home Theater System for yourself. It's Alive.

 **Klipsch**  
A LEGEND IN SOUND

©1997 Klipsch, Inc. All rights reserved.

I fed in almost 8 volts, and I don't know any program source that has such high output. Sensitivity seemed fine, as did recording output level and source impedance.

The major fly in the ointment was noise, which I measured as -74.1 dBW with "A" weighting. I suspect that this higher-than-expected noise level was related to the amp's cascaded volume attenuators, whose topology is not conducive to minimum noise. Technical trade-offs are inevitable in circuit design, and in this amp Nakamichi elected to achieve highly precise gain control rather than minimize noise. Fortunately, the noise spectrum was relatively benign, essentially "white" from somewhat below 1 kHz on up. Power-supply hum components at 120 Hz (and a smaller one at 240 Hz) appeared in the right channel but were mostly absent in the left. Overall, the right channel was slightly noisier than the left in the sample I tested. (The results in "Measured Data" reflect this worst-case condition.)

The IA-1z performs Dolby Pro Logic as well as Dolby Digital decoding by means of Motorola 24-bit DSP chips (DSP560009), followed by 20-bit DACs. (Analog signals go through 18-bit A/D converters before surround decoding.) On the whole, the test results for Pro Logic operation are exemplary. At rated output, THD + N (Fig. 4) in the main channels is less than 0.05% from 30 Hz to 13 kHz and less than 0.03% from about 50 Hz to 9 kHz; even at the bass and treble extremes, it doesn't go much higher than 0.1%. Distortion in the center channel is a bit lower still. And, wonder of wonders, THD + N in the surround channels is almost as low as in the main channels.

As you can see from Fig. 5, in Pro Logic mode the Nakamichi amplifier's output stages deliver well beyond their rated 80 watts per channel into 8 ohms before clipping occurs. At 1% THD, I measured 135 watts per channel from the main and surround channels and a trifle more, 145 watts, from the center.

Frequency response in Pro Logic mode (Fig. 6) is essentially the same in the main and center channels, about +0.1, -0.3 dB from below 10 Hz to 23.15 kHz. The ripple of approximately ±0.06 dB in the upper frequencies is caused by conversion to and from the digital domain; less ripple would be better, but this amount is not unusual. Few manufacturers use digital filters and



**SEPARATION WAS BEST  
(A SUPERB 81.7 dB)  
JUST WHERE  
IT MATTERS MOST.**

converters in their home theater components that are of the same caliber as those in their CD players, but the 1z's are at least among the better ones I've seen in A/V receivers and amps.

The high-pass curve in Fig. 6 for the center channel's "Small" speaker setting has a 12-dB/octave slope and is 3 dB down at 80 Hz, matching the subwoofer crossover's low-pass filter. The same filter characteristics applied to every channel set up for a "Small" speaker. The surround channel's 7.1-kHz rolloff is almost exactly on target for Pro Logic operation.

The IA-1z's A-weighted noise in Dolby Pro Logic mode ranged from -71.9 dBW in the worst channel (right front) to -74 dBW in the best (center). For the most part, channel separation at 1 kHz was between 65 and 70 dB. The least amount of separation, only 44.7 dB, was from either surround channel to the left front. But separation was best (a superb 81.7 dB) from center to surround; that's where it's most critical, because you don't want dialog popping up at your side or behind you.

I usually test A/V amps' and receivers' main-channel DACs at the speaker terminals rather than the preamp outputs. For one thing, it's the speaker terminals that you're most likely to use. And because not all A/V amps and receivers have preamp outputs, measuring at the speaker terminals

EVERY BREATH,  
every whisper.  
Passionately  
Delivered  
*since 1946.*

THE  
POWER  
*of*  
KLIPSCH.



**It's Alive.** And, astonishingly real. Klipsch first began its romance with big theater sound in 1946 with the unveiling of the patented Klipschorn® and the introduction of horn technology. This technology continues today as the hallmark of Klipsch speaker design, delivering the most intimate sound reproduction possible. Fall in love with professional theater sound that embraces your senses. The Klipsch Synergy Premiere Home Theater System™ gives you the best seat in the house. Visit your Klipsch audio retailer to hear, feel and experience the distinctive Klipsch difference. It's Alive.

Learn more about the heart and science of the Klipsch sound by calling 1-800-KLIPSCH,  
or for the surfing savvy, visit us online at [www.klipsch.com](http://www.klipsch.com).

 **Klipsch** CL  
A LEGEND IN SOUND.

©1997 Klipsch, Inc. All rights reserved.

# Receive a JBL Jazz CD...

by auditioning JBL's  
new HLS or SVA Series  
loudspeaker systems.\*

You've never heard horns like these before and now you could be enjoying them in your own home through JBL's new Constant-Directivity-horn technology. The HLS and SVA Series loudspeaker systems are available in a range of floorstanding, bookshelf and center-channel configurations, now at specialty retailers throughout the USA.


JBL Consumer Products

80 Crossways Park West, Woodbury, NY 11797

8500 Balboa Boulevard, Northridge, CA 91329

800-336-4-JBL www.jbl.com

\*Offer good while supplies last. JBL reserves the right to substitute CD if necessary. Valid only in USA and at participating retailers. Limit 1 CD per person, family, household. Void where prohibited, taxed or restricted.



SVA2100

HLS810



H A Harman International Company

puts all such products on the same footing. (Actually, neither output gives me a pure look at DAC performance, because of the noise, distortion, and response irregularities imposed by intervening circuitry, especially power amp sections.) To see how results from each output would compare, I measured the Nakamichi IA-1z both ways. Wherever there were distinct differences between the two sets of data, I'm presenting both, but it was gratifying to see how few I found and how easily those differences that did occur can be explained.

Frequency response for the amp's DAC is shown in Fig. 7 with an extremely sensitive relative level scale so that you can see the filter ripples of  $\pm 0.06$  dB more easily. Aside from a very slight difference in channel balance and slightly more bass rolloff at the speaker terminals, there are no differences in performance at the two outputs.

The IA-1z's THD + N versus frequency at 0 dBFS (Fig. 8) reaches the same maximum (0.198%) at both outputs, primarily because the DAC's sampling-rate cross-modulation dominates the situation. Over some of the audio range, however, THD + N is slightly higher at the speaker terminals than at the preamp outputs because of the noise and distortion contributed by the power amp. When DAC distortion dominates power amp distortion, the results are the same at either output. Truly first-rate DACs, with less cross-modulation at 18 kHz, might perform differently at the two outputs, but I think this will be rare.

There are noticeable differences between the outputs in the DAC section's THD + N versus level (Fig. 9), but only over the top 25 dB, where power amp distortion is the controlling influence. At lower levels, the curves are quite similar and likely reflect performance of the DACs. Had preamp and power amp noise been the prevailing factor, the curves would have risen as level decreased rather than staying flat, as these do. In other words, one can determine from the shape of these curves where in the circuit the distortion originates. In this case, it's from the DACs.

The tracking filter used in testing DAC linearity error eliminates the effect of distortion and almost completely eliminates the noise contribution of the analog electronics. Therefore, the IA-1z's linearity error was virtually the same at its preamp and

speaker terminals. Although the results (Fig. 10) are quite good down to  $-90$  dBFS with a dithered signal, I've measured a number of converters that produced less error at  $-100$  dBFS.

Random noise always adds fuzziness to the linearity plots in DAC "fade-to-noise" tests. Even so, you can see that the curves from the IA-1z's speaker and preamp outputs (Fig. 11) match up very well. The greater error measured at the speaker terminals as the curve approaches  $-120$  dBFS is probably due to power amp noise that squeaked by the tracking filter. We're dealing with mighty small signal levels here!

The DAC section's signal-to-noise ratios (both A-weighted and CCIR-weighted) at the two outputs were not significantly different, which suggests that the power amp contributes negligibly to the noise floor. The same applies to the results for quantization noise and dynamic range (whether unweighted, A-weighted, or CCIR-weighted). Furthermore, when I compared third-octave noise analyses for digital input signals to those for analog input signals, the curves (not shown) tracked almost precisely. This suggests that the noise has its origin in the analog circuitry. Note also that crosstalk (Fig. 12) is pretty much the same above 2 kHz for analog or digital input and for preamp or speaker output.

The great similarities I found between the IA-1z's performance at the preamp and speaker outputs do not prove that results will be identical at both outputs for every conceivable integrated product. Still, it was reassuring to have my past test procedures validated in this manner.

Finally, we come to the IA-1z's Dolby Digital performance, which is about as fine as I've encountered. The levels of the front and surround channels balanced within  $\pm 0.15$  dB, and their responses were identical (within the limits of experimental error). I picked the left front channel at random for Fig. 13, which also shows the response of the LFE channel. The main-channel response is the same as that plotted in Fig. 7 for the DACs; the LFE curve is the same as the response curve I obtained for the low-pass filter of the subwoofer crossover (not shown).

The Dolby Digital decoder's THD + N, measured at 1 kHz and 0 dBFS (the only point feasible with Dolby Laboratories' test DVD), ranged from a low of 0.0109% in the

# Home Theater Systems by Bell'Oggetti

Bell'Oggetti - the name means "beautiful objects" - offers the finest in furnishings for the home audio/video system. Unique, contemporary, innovative. Bell'Oggetti furniture is the crowning touch for any premium-quality component, and a complement to virtually any decor. Showing a distinct flair of Italian design, Bell'Oggetti offers a full line of home-entertainment furnishings, centering around furniture for large-screen televisions and extending through speaker stands, audio racks, and complete entertainment centers.

Bell'Oggetti also features a cable management system (CMS) for securely hiding power cords and interconnect cables.



▲ WU 810



▲ AVS 707



▲ AVS 790

CF1104 ▼



## BELL'OGGETTI®

HOME THEATER DESIGNS FOR LIVING

711 Ginesi Drive, Morganville, NJ 07751, Telephone : 908-972-1333, Telefax: 908-536-6482

left front channel to a high of 0.0276% in the right surround. These results correspond quite closely with those from the DACs, especially in the left and right front channels.

In Fig. 14 are the best and worst of the 20 crosstalk curves taken in Dolby Digital mode. (You can assume the other 18 lie somewhere in between.) Worst case turned out to be between the right surround and right front channels; best case was between right and left surround.

#### Use and Listening Tests

I found the Nakamichi IA-1z very intuitive to use, from its front panel and its remote. The main remote does not light up and has wads and wads of identical buttons, but I had no problem with it. Although I did need reasonably bright ambient light to see what I was doing, I'm really getting tired of on-screen menus, so the ability to do without them was a blessed relief.

As you might expect from the Nakamichi IA-1z's excellent Dolby Digital and Pro Logic test results, this A/V amp sounded great in my home theater. But as I've said

before, movie soundtracks are inadequate for judging sound quality, so I set the 1z up in my listening room. My primary source was a Sony CDP-XA7ES CD player, which I hooked up to both the analog and digital CD inputs on the 1z. Then I matched levels and toggled back and forth with the "Digital" button on the amp's main remote.


**NAKAMICHI'S IA-1z  
HAS SUPERB IMAGING  
AND WARM, WONDERFUL,  
FULL-BODIED SOUND.**

Overall, I preferred Sony's current-pulse converters to the 20-bit DACs in the IA-1z. The Sony DACs produced a more pleasing ambience and cleaner reverb tails. These differences were especially noticeable on Enya's *Shepherd Moons* (Reprise 9 26775) and Beethoven's Sonata No. 15 in D Major, Op. 28, "Pastoral" (Telarc CD-80185). I also found female voice edgier with the Nak-

amichi's converters than the Sony's on the Enya recording and on Julianne Baird's voice in *The English Lute Song* (Dorian DOR-90109). I then played several of my own CD recordings of piano and chamber orchestra. The Nakamichi DACs make them sound somewhat hard, but I admit that this was a pretty tough comparison. Against lesser converters, those in the 1z could probably hold their own, but I consistently preferred the sound from the DACs in the Sony CD player (which costs about as much as the 1z integrated amp).

What's significant, however, is how much I liked the sound through the Nakamichi's analog inputs. DACs aside, everything about the IA-1z was wonderful. It had a warm, full-bodied sound, and its imaging was superb. Despite my concern about the residual noise level I measured, I could hear no noise at my listening position and could barely discern any with my ear glued against the speaker—and this was when I was using very efficient loudspeakers. So I dismissed my worries about noise and sat back to enjoy the beautiful sound. The more I listened, the more I liked! **A**

# POWER, PERFORMANCE, PERFECTION... ...PERIOD!



Amplifier Technologies, Inc.

<http://www.ati-amp.com> EMAIL: [amptech@ix.netcom.com](mailto:amptech@ix.netcom.com)

Distributed in Canada by Artech Electronics Ltd., 514-631-6448

Value without compromise. At \$1,695, the 73-pound AT1505 5-channel power amplifier has no equal. FTC power output is 150 watts per channel into 8 ohms from 20Hz to 20kHz at no more than 0.03% THD with all channels driven simultaneously! ATI engineers have been designing and manufacturing power amplifiers for over 30 years. All ATI amplifiers are built with the finest parts available...we invite you to compare our amplifiers to any other makes, no matter what the price! ATI power amplifiers have received critical acclaim from reviewers and from audio enthusiasts worldwide.

All ATI amplifiers are backed by a seven-year warranty and are made in the USA. For more information on the AT1505 or our other models, or to order, please call 1-888-777-8507.



When you've got questions about Audio and Video,

Presented by

AUDIO

# see a specialist

**Q** How do retailers select the products they sell?

**A** In many cases this is the question that will stump an otherwise competent Home Entertainment specialist, or at least cause a little embarrassment.

Even though we would like to think the products being shown have been recommended on their own merits, many stores select their mix on the basis of such questionable elements as; profit margin, brand name recognition and even a manufacturer's national advertising budget. These may be primarily concerns of the ownership, but certainly not in the best interest of the end user. At Sounds Like Music we see this conflict of interest as a chance to earn a competitive edge. We've found that selecting products as a group, i.e., the entire staff from top to bottom, and offering no financial rewards for selling one product over another, our staff has become more focused on the customer's needs, and therefore more enthusiastic and confident about their recommendations.

—Sounds Like Music  
David Wiggs  
Phoenix, AZ



*Sounds Like Music*  
REAL MUSIC AND THEATRE SYSTEMS

**Q** Can I watch/control the video sources that are located in my media room (DSS, VCR, laser disc, etc.) on other TV's in other rooms of my house?

**A** The answer to both those questions is YES. The most common method is to use a device called an agile modulator to change the audio/video signals from the source component

into a TV channel that is then combined with your antenna or cable distribution system. This will allow you to watch your VCR, etc. on a specific channel on any TV in the house. Multiple modulators can be combined to accommodate more than one source. As for controlling the component, there are wired infra-red repeater systems that use an IR sensor in the remote room and an IR emitter at the component location. There are also systems that send IR signals over the existing cable line, as well as units that work via RF (wireless) signals. A visit to your local custom installation specialist would be a good first step to get familiar with all of your options.

—Dave Gilbert  
Hi-Fi Sales  
Cherry Hill, NJ



*Audio Video*  
HI-FI SALES  
CORPORATION

Each month, Audio Magazine's feature "See a Specialist" showcases the finest audio/video dealers from across the country. The dealers, chosen as a result of recommendations from equipment manufacturers, Audio Magazine staff and industry organizations, exemplify the best audio/video dealers from New York to California. The chosen dealers offer solutions to problems that can best be handled by a specialty audio/video retailer.

If you would like to submit questions to dealers in your area please write to:  
See a Specialist, c/o Audio Magazine, 1633 Broadway, NY, NY 10019

D. B. KEELE, JR.

## JBL SVA1600 SPEAKER



**T**he SVA1600 has a lot in common with JBL's recent studio monitors, which combine direct-radiator woofers with Bi-Radial constant-coverage horn tweeters. The major difference between the SVA1600's horn and the horns in JBL's pro models is its use of a dome driver rather than the more expensive compression drivers, which are better suited for professional use.

The SVA1600 has two 6½-inch woofers and is the second smallest of the five main-

channel speakers in JBL's SVA series. The others, whose woofers range from 5¼ to 10 inches, are priced at \$899 to \$2,000 per pair. All the SVA systems have vented enclosures, magnetically shielded drivers, and black, wood-grain vinyl finishes. There's also an SVA Center, at \$549; it's essentially identical to the SVA1500, but with its horn rotated 90° for horizontal operation.

Each of the SVA models has a Bi-Radial horn with soft-dome driver, placed between a pair of woofers that operate in parallel

over the whole low-frequency range. In the SVA Center, the woofers flank the tweeter horn. In the other models, the woofers are above and below the horn; that's the so-called D'Appolito arrangement, which JBL calls a Symmetrical Vertical Array (hence SVA for the line's name). The company says this configuration produces "a virtual full-range source that appears to radiate from a single location, or point source, on the loudspeaker."

Using the Bi-Radial tweeter in these home speakers lends them the cachet of JBL's professional monitors. But a better reason to use them is that, as in recording studios, the constant-coverage horn helps

**JBL'S SVA 1600s OFFER  
DISTINCTIVE LOOKS  
AND SOUND  
AT A VERY  
COMPETITIVE PRICE.**

control the speaker's directivity and thus its imaging characteristics. The Bi-Radial horn has wide but controlled horizontal coverage and a narrower vertical coverage, rated by JBL as 90° and 40°, respectively, to minimize sound bouncing off the side walls and ceiling. This gives the listener more direct and less reflected sound, just what's required for accurate imaging of music and for intelligible reproduction of dialog in movies. JBL also states that the SVA speak-

**Rated Frequency Response:** 50 Hz to 18 kHz, ±2 dB; -6 dB at 38 Hz and 20 kHz.

**Rated Sensitivity:** 89 dB at 1 meter, 2.83 V rms applied.

**Rated Impedance:** 8 ohms.

**Recommended Maximum Amplifier Power:** 200 watts.

**Dimensions:** 35¾ in. H x 11 in. W x 13½ in. D (90.8 cm x 27.9 cm x 34.3 cm).

**Weight:** 60 lbs. (27.3 kg) each.

**Price:** \$649 each.

**Company Address:** 80 Crossways Park West, Woodbury, N.Y. 11797; 800/366-4525.

**For literature, circle No. 91**

# WHO IS ROTEL?



Compact Disc Players



Tuners



Preamplifiers



Power Amplifiers



Integrated Amplifiers



Surround Sound Processors



Multiroom Controllers

## Perhaps a few references are in order:

### Stereophile Magazine (USA), Recommended Components:

- 1996:** RCD950BK CD Player  
RB980BX Power Amplifier  
RB985 Power Amplifier  
RSP960AX Surround Processor  
RT990BX Tuner
- 1995:** RP900 Turntable  
RSP960AX Surround Processor  
RT990BX Tuner  
RHT10 FM Tuner
- 1994:** RCD955BK CD Player  
RCD965BK CD Player  
RB980BX Power Amplifier  
RHT10 FM Tuner
- 1993:** RCD955BK CD Player  
RCD965BK CD Player  
RB980BX Power Amplifier  
RHT10 FM Tuner
- 1992:** RCD955AX CD Player  
RCD965BK CD Player

### Hi Fi Choice Magazine (UK), Hi Fi Choice Awards:

- 1996:** RA920AX Integrated Amplifier  
**1993:** RA960BX Integrated Amplifier  
RA935BX Integrated Amplifier  
RT960BX Tuner
- 1992:** RA930AX Integrated Amplifier  
RC960BX Preamplifier  
RB960BX Power Amplifier
- 1991:** RCD965BK CD Player

### Audio Video Intl, (USA), Hi Fi Grand Prix Awards:

- 1996:** RCD950 CD Player  
RA985BX Integrated Amplifier  
RX950 AM/FM Receiver  
RCC945 CD Changer  
RSP980 THX® Surround Processor  
RC995 CD Player  
RT940AX Tuner
- 1994:** RB980BX Power Amplifier
- 1993:** RCD965BK CD Player  
RB980BX Power Amplifier

### Audio Magazine (Germany), Golden Ear Awards:

- 1994:** RB980BX Power Amplifier  
RC980BX Preamplifier
- 1993:** RB980BX Power Amplifier  
RC980BX Preamplifier
- 1992:** RB980BX Power Amplifier  
RC980BX Preamplifier

### Sound & Vision Magazine (Canada), Critics Choice:

- 1995:** RB970BX Power Amplifier  
RB985 Power Amplifier  
RA985BX Integrated Amplifier  
RSP960AX Surround Processor  
RTC940AX Tuner Preamp  
RT940AX Tuner  
RCD930AX CD Player
- 1995:** RC980BX Preamplifier  
RB980BX Power Amplifier  
RSP960AX Surround Processor
- 1994:** RC970BX Preamplifier  
RB980BX Power Amplifier  
RB990BX Power Amplifier  
RA980BX Integrated Amplifier  
RT950BX AM/FM Tuner  
RTC940AX Tuner/Preamp  
RX940AX Receiver  
RX950AX Receiver  
RCD945AX CD Player  
RCC940AX Carousel CD Player  
RSP960AX Surround Processor
- 1993:** RX950AX Receiver  
RC960BX Preamplifier  
RB960BX Power Amplifier  
RB990BX Power Amplifier  
RA980BX Integrated Amplifier  
RT930AX FM Tuner  
RT950BX AM/FM Tuner  
RCD965BK CD Player

### What Hi Fi? Magazine (UK), What HiFi Awards:

- 1993:** RCD945AX CD Player
- 1992:** RT950BX AM/FM Tuner  
RA920AX Integrated Amplifier  
RCD965BK CD Player
- 1991:** RCD965BK CD Player  
RA930AX Integrated Amplifier

### Consumer Electronics Show (USA), Innovations Awards:

- 1997:** RSP980 THX® Surround Processor
- 1995:** RMB100 Monoblock Amplifier
- 1992:** RB980BX Power Amplifier

### Consumers Digest (USA) Best Buys:

- 1996:** RX950AX AM/FM Receiver  
RA970BX Integrated Amplifier

### Home Cinema Choice (UK) A/V Power Amp of the Year:

- 1997:** RB985 Power Amplifier

For more of what the critics say, ask your dealer or call (508) 664-3820 for our Critical Acclaim review booklet.

## AUDIO ADVENTURE'S MANUFACTURER OF THE YEAR 1996

ROTEL OF AMERICA • 54 CONCORD ST. • NORTH READING, MA 01864 • TEL 508-664-3820 • FAX 508-664-4109

CIRCLE NO. 53 ON READER SERVICE CARD

ROTEL®

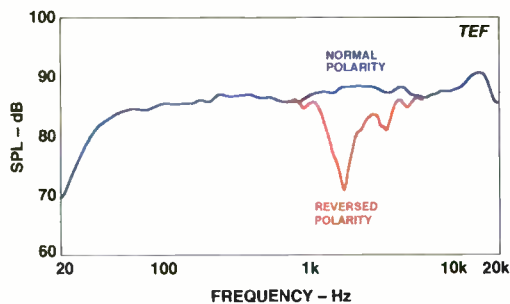


Fig. 1—Frequency response.

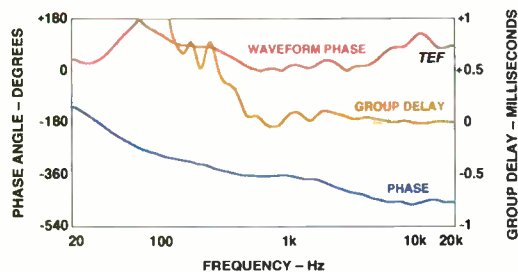


Fig. 2—Phase response, group delay, and waveform phase.

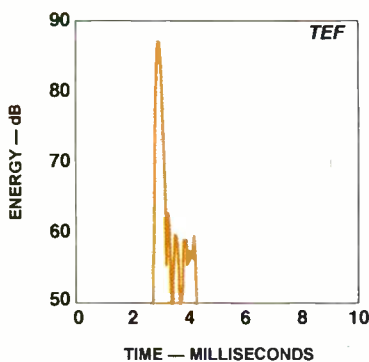


Fig. 3—Energy/time response.

ers' high and uniform directivity, coupled with frequency response that stays relatively constant off axis, enables them to provide good sound regardless of room acoustics and listener position.

(The Bi-Radial constant-coverage horn holds special interest for me, because I hold the patents on it as well as on Electro-Voice's constant-directivity horn design. I developed them when working for those companies in the '70s and early '80s. However, having signed away my rights to these patents when I left each company, I have no financial stake in them.)

The SVA1600's 6½-inch woofers have frames made from cast aluminum for strength and rigidity, and their magnet structures have been optimized to decrease

distortion. The woofers' four-layer copper voice coils are wound on high-temperature fiberglass formers. The cones are felted fiber attached to rubber surrounds.

The SVA1600's 1-inch soft-dome tweeter, made by JBL's sister company, Audax, is cooled with Ferrofluid. The horn is designed to operate with this tweeter and is made of ABS structural foam, which damps resonances. According to curves sent to me by Greg Timbers, the SVA systems' designer, the dome driver by itself is quite flat from 2 to 16 kHz. The horn not only restricts the tweeter's directional coverage but greatly increases its sensitivity between 1 and 4 kHz. Because of the increased sensitivity, the tweeter's drive level in this band must be reduced to match the sensitivity of the woofers. This, in turn, greatly reduces distortion.

The SVA1600's cabinet is solidly built of ¾-inch medium-density fiberboard. Molded-plastic grilles for each woofer attach with pegs to the front of the cabinet; the horn is not covered. Adjustable spiked feet beneath the cabinet's front let you tilt the speaker back to direct the horn (which is only 24 inches above the floor) toward the listeners' ears. Under the rear panel are two other feet, 1 inch in diameter and 1 inch high.

The SVA1600's crossover is mounted on a small board inside the cabinet, just above the input connection panel on the back. Some of the crossover's 16 components are paralleled, so there are effectively only 11 circuit elements. The crossover consists of a second-order (12-dB/octave) high-pass filter and a second-order low-pass. The feed to the tweeter includes a series resistor bypassed by a capacitor, a simple equalization circuit to flatten the response of the dome-driven horn. The tweeter level can be adjusted by switching in a resistor to ground; the switch is centered among the input terminals. The SVA1600 is said to have flat response when this switch is in its "0 dB" position and to have a smoothly rising high-frequency response in the "2 dB" po-

sition. Audiophile-quality parts are used throughout the crossover network, including small polypropylene capacitors in parallel with the filter capacitors.

The gold-plated input terminals, of JBL's own design, are very widely spaced for easy connection; the high- and low-frequency input-terminal pairs are ¾ inches apart, and the positive and negative terminals for each pair are on 1¼-inch centers. Two robust, gold-plated straps connect the high- and low-frequency terminals but can be removed for bi-wiring.

#### Measurements

I measured the SVA1600's frequency response (Fig. 1) on the tweeter's axis, the height JBL recommends. I made the tests in a large anechoic chamber and also outdoors, using ground-plane techniques. If you exclude the peak at 15 kHz, the curve made with normal tweeter polarity fits within a tight, 3-dB, window from 100 Hz to 20 kHz. Even with the peak, the curve fits within a 6-dB window from 50 Hz to 20 kHz, still good performance. Compared to the level at 100 Hz, the SVA1600 is 3 dB down at 41 Hz and only 6.7 dB down at the low frequency of 30 Hz. A shallow hump, two octaves wide, is centered at 1.75 kHz, the crossover frequency.

When I reversed the tweeter's polarity by reversing the connections at its terminals, a large dip developed at the crossover point and the level from 1 to 4 kHz was reduced. This indicates that when the tweeter is connected for normal polarity, the horn and woofers are essentially in phase through the

**THE SVA1600'S  
CONTROLLED COVERAGE  
STEMS FROM ITS HORN  
AND THE ARRANGEMENT  
OF ITS DRIVERS.**

crossover region. That's very desirable, as it minimizes lobing (which the D'Appolito configuration's vertical symmetry should virtually eliminate anyway) and puts the SVA1600's maximum radiation on axis.

Averaged from 250 Hz to 4 kHz, sensitivity was 87.1 dB, about 2 dB below JBL's rating. The right and left speakers matched

# 20 Years of Attention to Detail



Since 1977, every detail of THIEL loudspeakers, from the shape of the driver diaphragms to the construction of the form-follows-function cabinetry, is thoroughly engineered with innovative design techniques and premium materials to provide the highest level of sonic realism and an extraordinary musical experience ...a 20 year tradition of award-winning excellence in the art and science of loudspeaker making.

## **THIEL** *Celebrating 20 Years of Ultimate Performance Loudspeakers*

Call or write for our 36-page brochure, review reprints, and the name of your nearest THIEL dealer.

THIEL • 1026 Nandino Boulevard, Lexington, Kentucky, 40511 Telephone: 606-254-9427 • e-mail: mail@thielaudio.com

Visit the THIEL Web Site at <http://www.thielaudio.com>

CIRCLE NO. 54 ON READER SERVICE CARD

The Krell® Full Power Balanced 600 power amplifier and the Krell® KAV-300i integrated amplifier establish new standards for performance and design. Both amplifiers are among the few products holding the distinguished Class A rating from *Stereophile*.


A fully regulated output stage in the Full Power Balanced 600 enables the amplifier to produce up to 2400 watts per channel of clean power for open, effortless sound.



Complementary, discrete circuitry in the KAV-300i delivers 300 watts per channel of pure Krell-quality sound.

The robust designs of all Krell® Full Power Balanced and KAV-Series amplifiers feature proprietary output devices that are yet another hallmark of Krell® design.

## Distinguished Quality



powerful  
traits



*The Leader in Audio Engineering*

Krell® Industries, Inc.

45 Connair Road

Orange, CT 06477 USA

TEL 203-799-9954

FAX 203-799-9796

<http://www.krellonline.com/~krell>

closely, within  $\pm 0.5$  dB, between 20 Hz and 10 kHz. Above 10 kHz, one speaker's sensitivity slightly exceeded the other's, with the greatest difference, 1.1 dB, occurring at 16 kHz. The woofer grilles caused no significant change in response.

Figure 2 shows the SVA1600's phase and group-delay responses, referenced to the tweeter's arrival time. The phase curve falls with frequency before leveling off to about  $-45^\circ$  above 8 kHz, in the horn's range. Above 500 Hz, the group-delay curve indicates that the woofers lag the tweeter by only 25 to 50 microseconds, a sign that the

**THE JBLs' SOUNDSTAGE  
WAS EXCEPTIONALLY  
CLEAR, DELINEATING  
EACH INSTRUMENT  
VERY WELL.**

tweeter horn and woofers are very close to being aligned in time and position. The close alignment between this speaker's drivers is also reflected in the waveform phase. This curve (actually the absolute value of the wrapped waveform phase) indicates how well a speaker will preserve waveforms. Because failure to preserve them well (which is the norm) doesn't seem to affect sound quality significantly, I don't regularly present this curve. However, the SVA1600's waveform phase stays between  $0^\circ$  and  $40^\circ$  from 400 Hz to 5 kHz, which means that this speaker will preserve waveforms whose energy is concentrated within that frequency range.

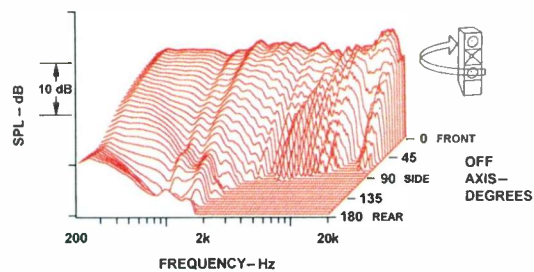
Figure 3 shows the JBL SVA1600's energy/time response. The main arrival, at 3 milliseconds, is very compact and sharp; later responses are quite low in level and mostly more than 28 dB below the main arrival's level. This is one of the best energy/time response curves I have obtained and is another indication of close time coherence between the tweeter horn and the woofers. (I have not been including energy/time measurements in my equipment reviews lately, as most of them have been quite similar and not very revealing. My new policy is to present the results of this test only if they are significantly better or worse than normal.)

As you can see in Fig. 4, horizontal off-axis response is extremely uniform up to 12.5 kHz. It narrows slightly above that but is still very uniform out to  $\pm 20^\circ$  off axis. The vertical off-axis responses (Fig. 5) are quite symmetrical above and below axis; however, except for the two ridges above and below the axis at about 800 Hz and 1.7 kHz, you can't clearly see this in the figure. In the main vertical listening window,  $\pm 15^\circ$ , the curves are quite uniform except near the crossover. Even in the crossover range, from 1 to 4 kHz, the responses are quite flat within  $5^\circ$  of the axis; farther off axis are obvious depressions, where the vertical coverage narrows significantly. This narrowing is caused by the SVA1600's woofers being 17 inches apart (from center to center), corresponding to 2.2 wavelengths at 1.75 kHz, the crossover frequency.

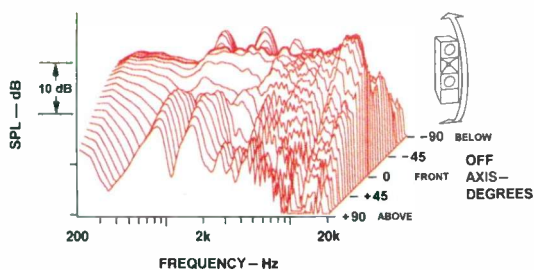
The JBL's impedance magnitude (Fig. 6A) has the two bass peaks that characterize vented enclosures; the 36-Hz dip between them indicates the enclosure's approximate tuning frequency. The maximum impedance is 41.5 ohms and the minimum is 5.7 ohms, yielding a high overall variation of 7.3 to 1 (41.5 divided by 5.7) within the audio band. Because the minimum impedance is not very low, you can use cables having relatively high resistance: Cable series resistance can be as high as 0.077 ohm before cable-drop effects will cause response peaks and dips greater than 0.1 dB. For a typical run of about 10 feet, that would correspond to 16 gauge (or larger), low-inductance cable.

The SVA1600's impedance phase (Fig. 6B) reaches a maximum angle of  $+47.5^\circ$  and a minimum of  $-47^\circ$ , so a single SVA1600 should not be a difficult load for most amplifiers.

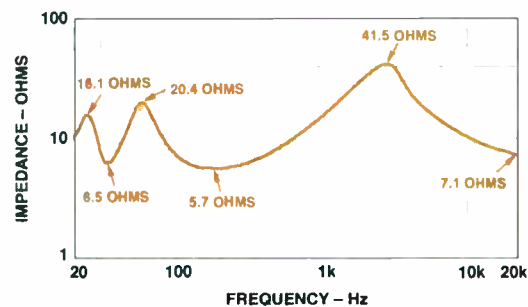
The SVA1600's cabinet is quite solid. Generally, it was quite free of vibration; a high-level sine-wave sweep revealed only one noticeable cabinet vibration, at about 235 Hz. The woofers overloaded quite gracefully when overdriven and exhibited a



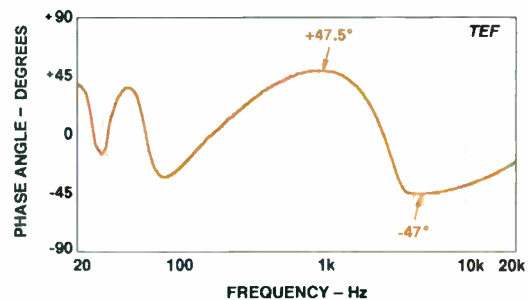
**Fig. 4—Horizontal off-axis frequency responses.**



**Fig. 5—Vertical off-axis frequency responses.**



**A**



**B**

**Fig. 6—Impedance magnitude (A) and phase (B).**

maximum excursion of about 0.5 inch, peak to peak. At the 36-Hz box resonance, the vent reduced the woofers' excursion only moderately, by about 40%, which I found by closing the port for a comparison measurement. I did not detect any dynamic offset.

KAV-250p.  
Stereo Preamplifier with  
Theater Throughput™  
to integrate high-end stereo  
and home theater systems.

KAV-300cd.  
High Resolution CD Player  
with balanced, current mode,  
Class A output circuitry.

KAV-250a.  
Stereo Amplifier featuring  
fully balanced circuitry that  
delivers up to one kilowatt  
of power for smooth,  
detailed sound.



**Powerful, Flexible, Indispensable**

*the best in  
the world*



*The Leader in Audio Engineering*

Krell® Industries, Inc.

45 Connair Road

Orange, CT 06477 USA

TEL 203-799-9954

FAX 203-799-9796

<http://www.krellonline.com/~krell>



Lobing is minimized by the design and placement of the JBL SVA1600's horn.



To test the SVA1600's 3-meter room response (Fig. 7), I raised the front of the cabinet by adjusting the spikes so that the tweeter horn was aimed at my measurement microphone. Except for a slight dip at 510 Hz and the high-frequency peak at about 15 kHz (which is also seen in Fig. 1), the averaged curve is very flat and smooth, fitting a tight, 5.5-dB, window.

Figure 8 shows the SVA1600's  $E_1$  (41.2-Hz) harmonic distortion for power levels up to 50 watts. The second harmonic rises to a moderate 9.3% and the third to a slightly lower 8.6%; higher harmonics are less than 2%. The speaker sounded quite clean at all the power levels in this test, and port wind noise was moderately low.

The SVA1600's intermodulation distortion rises gradually, reaching the fairly low level of 4.8% at 50 watts (Fig. 9). This is quite good for a system whose woofers are reproducing both test tones, 440 Hz ( $A_4$ ) and 41.2 Hz ( $E_1$ ).

Short-term peak power input and output are shown in Fig. 10. Peak input power starts at a moderately low 18 watts at 20 Hz, rises to a plateau of about 170 watts between 40 and 50 Hz, rises again to about 3 kilowatts between 250 and 500 Hz, and winds up at a high 5 kilowatts or so above 1 kHz. With room gain, peak acoustic output starts at a high 91 dB SPL at 20 Hz and rises very rapidly, passing through 100 dB at 26 Hz, 110 dB at 39 Hz, and 120 dB at 140 Hz;

output is a bit greater still at higher frequencies. The SVA1600's bass output is well above the average of speakers I've tested. That's worthy performance, considering the size of the woofers and the cabinet.

#### Use and Listening Tests

I found the JBL SVA1600s to be of reasonable weight for their size. They were fairly easy to lift and move, using the port and the top as handholds. The adjustable spiked feet made it easy to set up and aim the speakers. These spikes are part of a metal bracket assembly that extends across the bottom front of the cabinet. By turning a knurled knob, you can retract the spikes to move the SVA1600 around or extend them, by about  $\frac{3}{4}$  of an inch, to lock the speaker into position and to tilt it back.

JBL has a reputation for not stinting on visual design or on fit and finish. The SVA1600's solid and well-constructed cabinet shows this attention to appearance, exemplified in such details as the horn and its flange, the input terminals, the woofer grilles, and the adjustable spikes and their frame assembly.

The eight-page owner's manual covers placement, hookup (including wire size and bi-wiring), angle adjustment, tweeter-level adjustment, and troubleshooting. In the section on angle adjustment, a diagram shows how to adjust the spikes but there's no explanation about how high these speakers should be aimed or whether they should be canted in. My listening tests revealed that the horn must be aimed at your ears for proper sound, so I canted the speakers in and tilted them accordingly.

I listened to the SVA1600s with their woofer grilles in place and with the tweeter-level switch at its "0 dB" (unboosted) position. I used single-wire connections. The other components in my system included an Onkyo Integra DX-7711 CD player, a Krell KRC preamp, a Crown Macro Reference power amp, and

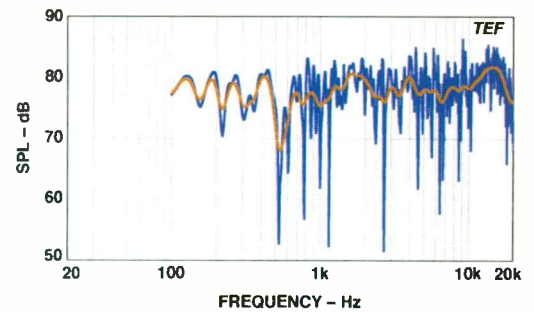


Fig. 7—Three-meter room response.

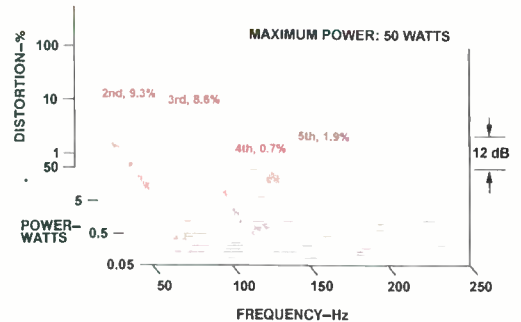


Fig. 8—Harmonic distortion for  $E_1$  (41.2 Hz).

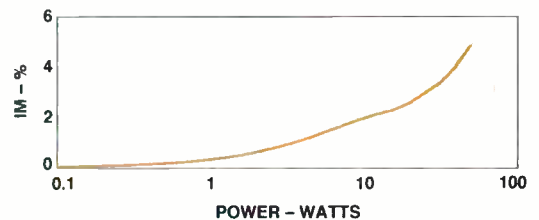


Fig. 9—IM distortion for  $A_4$  (440 Hz) and  $E_1$  (41.2 Hz).

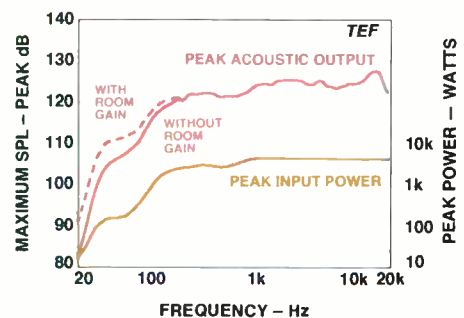


Fig. 10—Maximum peak input power and sound output.

Straight Wire cables and interconnects. I used B&W 801 Matrix Series 3 speakers for comparisons. The JBLs and B&Ws matched quite closely in sensitivity.

The first disc I listened to during these sessions was *No Borders* (GRP Records

**Before you buy stereo for your home, get this catalog!**



# FREE Stereo Catalog

## Looking for the latest in audio/video components?


The Crutchfield catalog brings you hundreds of top, brand-name components and makes it easy to compare them feature for feature. Informative articles, helpful tips and exclusive comparison charts guide you through the maze of buzzwords. You'll find exactly what you need without paying for more than you want!

## Discover the convenience of shopping from home

Part catalog, part shopper's guide, the Crutchfield catalog makes it a pleasure to shop from home. You can call our well-informed sales advisors toll-free, 7 days a week with any of your product questions. Plus, you'll get your order in 2 days or less!

Sony, Kenwood, Pioneer, JVC, Bose, Harman Kardon, Infinity, Technics, Polk, Carver, Yamaha, and more!

So what are you waiting for? Get your copy on its way today!



New! See why DVD means movies at home will never be the same!

**Call now for your free copy!**

**1-800-955-9009**

8 a.m. to Midnight (Eastern time), 7 days a week

or visit our Web site at

<http://www.crutchfield.com>

**CRUTCHFIELD**

1 Crutchfield Park, Dept. AU, Charlottesville, VA 22906

GRD-9676), a most interesting and well-recorded jazz album by Don Grusin. The JBL speakers performed quite ably, presenting an exceptionally clear soundstage and delineating individual instruments very well. The JBLs' sound was significantly closer, more up-front, and less diffuse than the comparatively laid-back, staid sound of the B&Ws. I was strongly impressed by the SVA1600's tight and extended bass and its spectral balance and timbral accuracy. Dynamic range was likewise impressive, and percussion and rim shots were particularly realistic.

On third-octave band-limited pink noise, the SVA1600s' output was strong and clean from the 32-Hz band on up. There was no usable output at 20 Hz but some in the 25-Hz band. I heard a bit of wind noise from the speakers' ports in the 32- and 40-Hz bands. And the JBLs sounded somewhat strained on noise peaks when I raised the 50-Hz band's input level until the woofers reached their excursion limits. When I listened sitting down, the SVA1600s exhibited only minimal tonality on pink noise, but with a slight high-frequency lift and a more forward, less reverberant sound than the 801s. When I stood up, however, the JBLs presented a much less up-front sound, closer to the B&Ws' presentation yet with significant midrange differences and some treble loss.

On cleanly recorded vocals, the SVA1600s did emphasize sibilants a bit but did not have the harshness that some speaker systems impart. The SVA1600s' up-front character worked quite well on most vocals. On cathedral-recorded choral music, their close-up sound was less appropriate and I preferred the more diffuse sound of the 801s even though the lyrics were more intelligible on the SVA1600s. In any case, if you don't like the JBLs' front-and-center character, you can modify it by reducing the speakers' upward tilt (or by standing up, for that matter).

On big-band jazz, the SVA1600s' up-front character did very well by the bands' horn sections. Front-and-center horn solos were particularly well and realistically reproduced. The speakers' side-to-side coverage was excellent.

The SVA1600s' imaging was second to none. On intimately recorded chamber music, placement of the instruments' images



Wide spacing between pairs of terminals allows easy access for making and tightening connections.

was spot on, and center images were noticeably cleaner and better delineated than with the B&Ws. On most recordings having centered soloists, the center images were quite palpably realistic. That's probably because the high directivity of the SVA1600s' horns increased the proportion of direct to reflected sound I heard, a characteristic that would also be advantageous if you used these speakers in the main channels of a home theater.

The SVA1600s could play loudly and cleanly. Rock, country, and complex symphonic music sounded equally natural when played loud. Kick drums were solid and tight, though they had a bit less punch than they did over the 801s at the same level. Although the JBLs' output in the very low bass didn't match the B&Ws', the JBLs reproduced most pipe organ music with appropriate authority. Pedal notes were good and solid, and I noticed no intermodulation of upper frequencies.

The JBL SVA1600s were very good all-around performers. They offer quite distinctive looks, features, and sound at a very competitive price. Their horn-loaded tweeter gave the sound a distinctively up-front character but without any of the anomalies often associated with horn loading. And the SVA1600s' controlled directivity should help them deliver excellent sound and accurate imaging, even in rooms whose acoustics are less than ideal. A

# TUBE COMPONENTS WITHOUT THE TUBES.

The Conrad-Johnson PF-R remote-controlled pre-amplifier and MF2300 amplifier embody the natural musical qualities for which our tube components are highly prized, yet they don't use tubes. Combining innovative circuit design with highest quality parts, Conrad-Johnson has created a line of solid-state electronics that will deceive your ears with their tube-like musicality and natural warmth. Whether tube or solid state, all Conrad-Johnson products share one important quality. They just sound right.



**conrad-johnson** • It just sounds right.

2733 Merrilee Drive • Fairfax, VA 22031 • Phone: 703-698-8581 • Fax: 703-560-5360

BASCOM H. KING

# AYRE ACOUSTICS

## K-1 PREAMP



Back in the September 1994 issue, I favorably reviewed Ayre's V-3 power amplifier, which had a fully balanced FET circuit with no negative feedback. That same approach is used in the K-1, the top of the company's preamplifier line. The K-1 also incorporates Ayre's Direct-Path Technology, which keeps the signal path's length, from input to output, less than 6 inches.

The standard version of the K-1 has three balanced and three unbalanced line-level inputs; each of the six can be selected from the front panel. So that you can customize the panel's markings to match the equipment in your audio system, the preamp comes with preprinted labels ("CD-R" and "DVD" among them).

In its basic form, the K-1 includes neither a phono stage nor the circuitry and motor for the optional remote volume and muting control. These options can be installed at the factory when you buy the K-1 (or later; the price is the same either way).

The phono stage takes the place of one balanced input and uses that input's XLR jack. Therefore, you cannot plug your turntable in without the nuisance of using an XLR-to-phono adaptor or grafting an XLR plug to your turntable's output cable. However, if you run a two-conductor shielded cable (available from Ayre for \$500) to your arm or turntable, you can then run your phono cartridge in balanced mode; few, if any, other phono preamps have this feature. Phono gain and input load resistance can be changed by inserting different resistors in miniature terminal

blocks on the phono boards. Ayre supplies resistors for 40-, 50-, and 60-dB gain, together with load resistors of 100 ohms to 1 kilohm for moving-coil cartridges.

Prominent on the left side of the K-1's front panel is a 46-position volume knob. A pair of smaller knobs, near the panel's center, serve as listening and recording source selectors for the preamp's six inputs. Near the right side, in a horizontal row, are the remote control's infrared sensor, a muting switch, and a three-color LED. The LED glows red during warm-up, green during muting, and blue during normal operation. Conspicuously absent is a balance control. Ayre's designers believe that most people rarely use these controls and that the extra circuit elements required would compromise the sound.

The layout of the rear panel is a bit unusual. The output connectors for each channel (an unbalanced phono jack and two balanced XLRs) are at opposite edges; the inputs cluster about the panel's center. However, because of the audio circuit board's layout, the connectors are not exactly mirror images. The right channel's XLR output jacks are rightside-up, above its RCA output, and its XLR inputs are upside-down, above the RCA inputs and tape output; the left channel's layout is the reverse. An unusual but nice touch is that each connector has an extra label, upside-down, so you can tell which jack is which while looking over the top of the K-1.

The power supply is a separate box, permanently connected to the preamp. It has no connectors except for an IEC power-cord socket.

Parts and construction quality of the K-1 are first-rate. This is a beautifully executed piece of gear.

**Dimensions:** Main chassis, 18 in. W x 5½ in. H x 11 in. D (45.7 cm x 14 cm x 28 cm); power supply, 13 in. W x 3 in. H x 8 in. D (33 cm x 7.6 cm x 20.3 cm).

**Weight:** 45 lbs. (20.4 kg).

**Price:** \$5,250; optional remote control, \$250; optional phono stage, \$1,600.

**Company Address:** 2300-B Central Ave., Boulder, Colo. 80301; 303/442-7300; fax, 303-442-7301.

For literature, circle No. 92

# SOUND YOU CAN

# ALMOST SEE



## Virtual Reality In Home Entertainment

It's a jungle out there in home-theater land! Let Phase Technology be your guide to full enjoyment of movies, music and more.

With our patented technologies like the soft-dome tweeter, we've developed award-winning home theater, audiophile and custom-installation speaker systems.

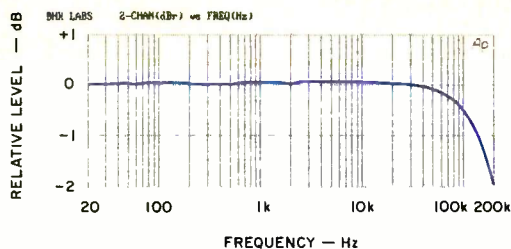
Now presenting our latest crowning achievement – the critically acclaimed, user-adjustable Model PC-3 multi-purpose speaker.

Just one home entertainment speaker that's ideal for front, rear and center use in any multi-channel system.

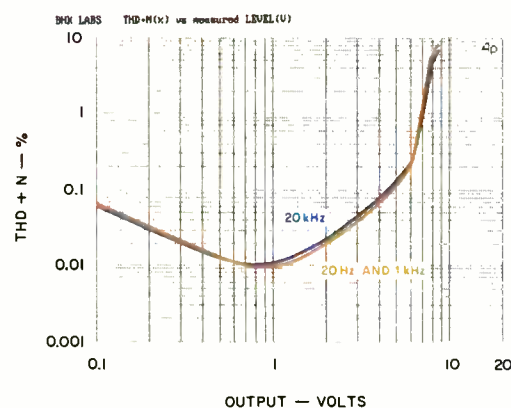
Your hunt is over. See the Model PC-3 at your Phase Technology dealer to audition sound so real, you can almost see it.

**PHASE**<sup>®</sup>  
TECHNOLOGY

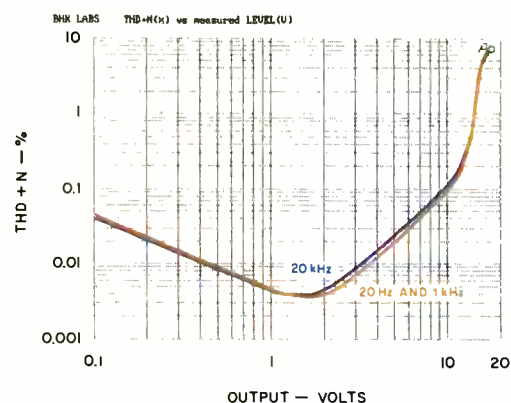
1-888-PHASE TK  
[www.phasetech.com](http://www.phasetech.com)



**Fig. 1—Frequency response.**



**A**



**B**

**Fig. 2—THD + N vs. output level for unbalanced input and output (A) and for balanced input and output (B).**

### Measurements

The Ayre K-1's frequency response—with volume control at maximum, balanced input, unbalanced output, and instrument loading—is quite flat within the audio band and reaches its  $-3$  dB point at about 250 kHz (Fig. 1). Response was essentially the same for the other three combinations of balanced and unbalanced input and output, but IHF loading increased the attenuation at 200 kHz by about 1 dB at the unbalanced outputs and 2 dB at the balanced outputs. Response was essentially constant for all positions of the volume control, which is admirable and uncommon.

Rise and fall times for  $\pm 5$  volts at the unbalanced outputs were 1.4 microseconds with instrument loading and about 1.6 microseconds with IHF loading. When the unbalanced outputs were delivering  $\pm 5$  volts, the balanced outputs delivered  $\pm 10$  volts. IHF loading did not affect rise and fall times on the unbalanced outputs but did change the balanced outputs' results to 2 microseconds.

As mentioned, the Ayre K-1 has fully balanced circuitry. Common-mode rejection ratio (CMRR) at the unbalanced output of a fully balanced component tells us indirectly how well each phase of a balanced input signal is represented in the signal from that output. Up to 3 kHz, the K-1's CMRR was the same at its unbalanced outputs as at its balanced outputs, 65 dB. Even at 20 kHz, the unbalanced outputs' CMRR was about 55 dB, although the balanced outputs' CMRR decreased only to 63 dB. These results, and the fact that they are the same for both output modes over most of the audio range, are quite good and demon-

strate that both input phases are well represented at the unbalanced outputs.

Volume-control tracking was exceedingly good. The channels matched within hundredths of a dB over the control's entire range.

The K-1's distortion performance was quite good, especially considering that the circuit uses no overall negative feedback, and I'm impressed that it wasn't much different at 20 kHz than it was midband. In general, there wasn't much difference between distortion with the balanced or unbalanced inputs. With unbalanced input and output (Fig. 2A), the minimum distortion achieved is slightly higher than with

**THE K-1 PREAMP  
USES FULLY BALANCED  
FET CIRCUITRY WITH  
NO NEGATIVE FEEDBACK.**

balanced input and output (Fig. 2B). The main difference is that the curves in Fig. 2B are shifted to the right of those in Fig. 2A because the balanced outputs deliver twice the voltage of the unbalanced outputs. (These curves are all for instrument loading; IHF loading did not materially affect the results.)

Loading the balanced outputs with 600 ohms reduced maximum output at clipping to about that of the unbalanced outputs. From 20 Hz to 20 kHz, total harmonic distortion plus noise (THD + N) was less than 0.008% at 1 volt out, rising to 0.1% at about 3.5 volts.

In all the distortion measurements, the third harmonic was dominant, as it should be in a well-balanced differential or complementary circuit. This can be seen in Fig. 3, a spectrum of distortion residue for a 1-kHz signal at 2 volts out into a 600-ohm load on the unbalanced outputs. The amplitude of the third harmonic, at 3 kHz, is about 40 times greater than that of the second harmonic (2 kHz), which is next biggest.

Interchannel crosstalk was just about the same from left to right as from right to left, as might be expected from the symmetrical circuit layout. Crosstalk was better with balanced input and output, less than  $-110$  dB from 20 Hz to 20 kHz when I set the K-1's

**Table 1—IHF input sensitivity.**

	Sensitivity	
	LEFT	RIGHT
Unbalanced In to Unbalanced Main Out	156.2 mV	156.0 mV
Balanced In to Balanced Main Out	80.1 mV	80.1 mV
Unbalanced In to Balanced Main Out	80.0 mV	80.1 mV
Balanced In to Unbalanced Main Out	155.9 mV	155.9 mV
Unbalanced In to Tape Out	554.4 mV	554.5 mV
Balanced In to Tape Out	1.114 V	1.111 V
Phono In to Unbalanced Main Out	185 $\mu$ V	190 $\mu$ V
Phono In to Balanced Main Out	96 $\mu$ V	95 $\mu$ V
Phono In to Tape Out	131 mV	131 mV

All of the Ayre K-1's audio circuitry is on one main p.c. board, which is attached with spacers to the inside of the rear panel. Most of the parts on this board, except for film capacitors, are surface-mount devices. This board also carries the selector switches, the 46-position volume attenuators (which have two switch decks per channel, one for each signal phase), and the attenuator resistors. The placement of these parts is optimized to keep signal paths short. The tape recording switch, in the center of the board, serves both channels. The phono preamp boards, one for each channel, are mounted to the inside of the K-1's side plates with standoffs.

The attenuators are elaborately constructed. The front-panel volume knob is directly connected to one of the four attenuator-switch shafts; a toothed wheel on this shaft moves a Kevlar-reinforced timing belt that turns toothed wheels on the other three shafts. (A similar arrangement ties the two channels' input selectors together.)

Another p.c. board, behind the front panel, carries the circuitry for the remote control, the muting switch, the front-panel status-indicator LED, and the volume control's motor drive. The motor itself, a stepper type, is on a bracket attached to the bottom plate. A drive belt couples gear wheels on the motor and the volume control's shaft.

Like Ayre's V-3 amplifier, the K-1 preamp has a complementary differential FET input stage. In the K-1, however, all the active signal devices are large-geometry, low-noise J-FETs rather than the MOS-FETs of the V-3. Drain outputs of the differential amplifier are directly coupled to the source terminals of opposite-polarity devices; that is, the drains of the differential amp's two N-channel FETs feed the source terminals of P-channel devices, and the P-channel pair's drains feed the sources of N-channel devices. The topology of this composite connection is termed a folded cascode. At the output of the folded cascode, opposite-polarity drains that have the same signal phase are connected together, forming a two-phase complementary output. These two signal phases are each coupled to complementary source followers, whose outputs serve as the line amplifier section's outputs.

Although the folded cascode can be thought of as a single stage, it is useful to analyze it as two stages: the input differential amplifier and the "folded" second stage (which is also a differential amplifier). Overall gain of the circuit is controlled by local feedback, via source resistors in the input stage and drain loading of the folded cascode's outputs. The overall circuit is DC-coupled from input to output, which calls for some means of adjusting the output DC offset. This is provided by potentiometers in the gate circuits of the folded cascode's second stage and in the source circuits of the output source followers.

Two voltage regulators per channel supply the line amplifier's circuitry with +15 and -15 volts. One regulator feeds the first stage of the folded cascode and the supply ends of the voltage dividers in

the gate circuits of the folded cascode's second stage. The other regulator powers the output source followers.

These voltage regulators are interesting circuits in themselves. The regulating element is a MOS-FET. It's connected with drain-to-gate feedback, to lower impedance and to provide adjustable DC voltage between its drain and source (very much like a bias-spreading regulator for a power amp's output stage). Resistors connect this MOS-FET's drain to the incoming +23 volt supply and its source to the -23 volt supply. Two adjustable resistors and a fixed resistor, connected in series from the drain to the source of the regulating MOS-FET, set each end of the fixed resistor to the desired positive and negative voltages. Each end of the resistor is then connected through an RC filter network for each polarity into the gates of two complementary MOS-FETs that act as source followers. The sources of the source followers are the +15 and -15 volt regulated outputs. The voltages that feed these regulators come from similar main voltage regulators in the external power supply.

The phono preamp circuit comprises two gain blocks similar to those of the line amplifier. In the first gain block, each of the four input-transistor positions is made up of four FETs in parallel, for

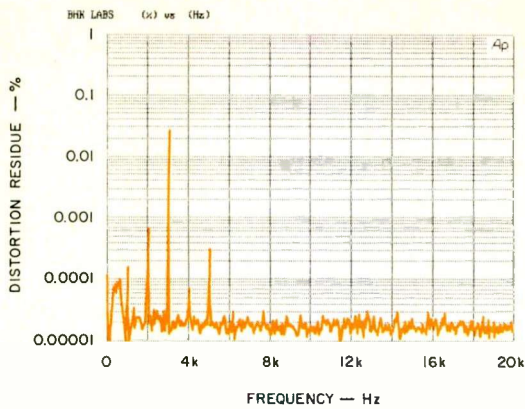


lower input noise. Each second-stage transistor in this block is made up of two FETs in parallel. There are no source followers in the output of this block. The first gain block's drain outputs are loaded with a parallel RC network to produce the RIAA equalization curve's 2.1-kHz high-frequency rolloff. These drain outputs are RC-coupled to the input of the second gain block. In the second gain block, the outputs of the folded cascode section are loaded with series RC networks

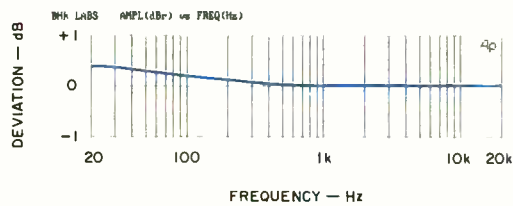
(which provide the RIAA equalization's bass boost between 500 and 50 Hz) and are then capacitor-coupled to output source followers. As in the line amplifier, separate regulators power each channel's first gain block, the input stage and second stage gate circuits of its second block, and the output followers of its second gain block.

The external power supply has four magnetic components, all with toroidal cores: the main power transformer, two main filter chokes, and an AC-line filter choke. The rectifier diodes, filter capacitors, and main primary voltage regulator are on a single circuit board. The supply has ultra-high-speed soft-recovery rectifier diodes and choke input filtering for the raw positive and negative DC. In a choke input filter, the filter inductor is the first element following the rectifier diodes, before the filter capacitors. This arrangement yields better voltage regulation with changing loads. It also ensures that the current in the power-transformer windings is sinusoidal, disrupting the AC supply less than the high-peak-current pulses of far more common capacitor input filters. However, the +16 volt supply for the remote-control and motor-drive circuitry does use a capacitor input filter.

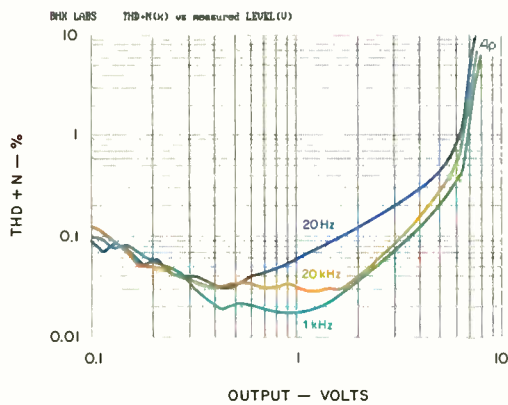
*B.H.K.*



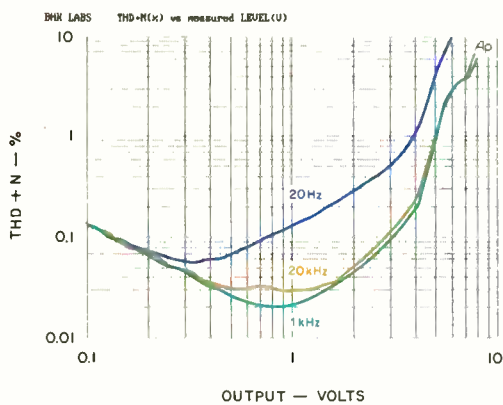
**Fig. 3—Harmonic-distortion residue.**



**Fig. 4—RIAA equalization error.**



**A**



**B**

**Fig. 5—Phono stage's THD + N vs. output level for left channel (A) and right channel (B).**

record-output selector to a different input from the main selector. When I set the record selector to the same input as the main selector, crosstalk increased: It was a bit above  $-110$  dB from 20 Hz to about 2 kHz and was  $-90$  dB at 20 kHz, still great performance. With unbalanced input and output and the record and main selectors set to different inputs, crosstalk was below  $-110$  dB from 20 Hz to about 3 kHz and rose to almost  $-92$  dB at 20 kHz. With both selectors set to the same input, crosstalk started rising above 700 Hz and climbed to about  $-82$  dB at 20 kHz. This, too, was very good.

Output noise was nearly identical between the channels. For the balanced outputs and with the volume control set for 6 dB of attenuation (usually the worst-case conditions), wideband noise was 89 microvolts and A-weighted noise was 19.8 microvolts. At the unbalanced outputs, the results were 50 microvolts and 12 microvolts, respectively. The IHF signal-to-noise ratios were 92 dB for the unbalanced outputs and 88 dB for the balanced.

The K-1's optional phono preamp was tested at its nominal 60-dB gain setting, as it came from the factory. Figure 4 shows the RIAA equalization error for the left channel (the right matched quite closely), measured at the tape output jack with instrument loading. The RIAA error with IHF loading was essentially the same at the tape or the main outputs.

Distortion in the phono preamp's left channel (Fig. 5A) is lower than in its right (Fig. 5B). This is most noticeable at 20 Hz, where the right channel has almost twice as much distortion as the left over most of the output range, but you can also see it in the curves taken at 1 and 20 kHz for levels above about 4 volts. (The curves in Fig. 5 are for instrument loading; IHF loading reduced the available sig-

nal level by about 1 volt but did not otherwise affect distortion.)

The phono-input overload point measured 20 millivolts for 2% THD + N at 1 kHz in the left channel and stayed pretty much the same across the audio frequency band, which is ideal. (The right channel's overload point was slightly lower than the left's below 400 Hz.) Setting the gain to 50 or 40 dB would have yielded overload points of about 66 or 220 millivolts. In my pre-equalized square-wave test (which is also a test for phono overload above the audio band), the phono preamp put out

## ASSOCIATED EQUIPMENT USED

Equipment used in the listening tests for this review consisted of:

**CD Transports:** Sonic Frontiers SFT-1 and PS Audio Lambda Two Special  
**CD Electronics:** Genesis Technologies Digital Lens anti-jitter device and Threshold DAC 2, Sonic Frontiers SFD-2 MkII, and Classé Audio DAC-1 D/A converters

**Phono Equipment:** Goldmund Studio turntable, Goldmund T3 straight-line-tracking arm, Jeff Rowland Complement moving-coil cartridge, and Vendetta Research SCP-2C phono preamp

**Additional Signal Sources:** Nakamichi ST-7 FM tuner, Technics 1500 open-reel recorder, Nakamichi DR-3 cassette deck, and Denon DMD-1300 MiniDisc deck

**Other Preamplifiers:** Sonic Frontiers Line 3 and Threshold T2

**Power Amplifiers:** Sonic Frontiers Power-3 mono tube amplifiers, Ayre V-3, Threshold T800D, and Arnoux Seven B digital switching amp

**Loudspeakers:** Genesis Technologies Genesis Vs and B&W 801 Matrix Series 3s

**Cables:** Digital interconnects, Illuminati DX-50 (AES/EBU balanced); analog interconnects, Transparent Cable Music-Link Reference (balanced) and Tara Labs Master and Music and Sound (unbalanced); speaker cables, Transparent Cable MusicWave Reference and Tara Labs RSC Master Generation 2



# MATRIX *Series*

CERTAINLY

AMONG THE

BEST...

POSSIBLY THE  
VERY BEST

How else do you account for the popularity of the Matrix 801?

A reference monitor that has won its ninth consecutive Grand

Prix Award. Perhaps that's why

B&W remains the choice of classical recording studios

world-wide with 80% of today's

recordings monitored on our

loudspeakers. Our current

Matrix series, from the small but

highly accurate Matrix 805, to

the new ultra-refined Signature

30, deliver the highest levels of

musical accuracy. At any price.

There are, of course, more

expensive loudspeakers. But

then, there's only one B&W.



Listen and You'll See

B&W Loudspeakers of America,

54 Concord Street,

North Reading, MA 01864-2699

978-664-2870 tel

978-664-4109 fax

CIRCLE NO. 13 ON READER SERVICE CARD

**"The pinnacle of current full-range dynamic loudspeaker design."**

Lewis Lipnick — Matrix 801

*Stereophile* (Vol.10, No.9)

**"The Silver Signature is a remarkable loudspeaker... easily the highest level of performance I have heard from a loudspeaker anywhere near its size..."**

John Atkinson — Silver Signature

*Stereophile* (Vol.17, No.6)

**"The best I've heard yet from a speaker marketed for home theater."**

Corey Greenberg — Matrix HTM

*Home Theater* (Vol.1, No.2)



*Signature 30*

# NEW! precision audio interconnect HERO

The Hero interconnects utilize many advanced KIMBER KABLE technologies. Proven VariStrand™ conductor geometry, new GyroQuadratic field geometry, and Teflon™ based dielectrics, all combine in a cable that welcomes the listener into the performance.



Featuring

**WBT**  
The art of connectivity

**KIMBER KABLE**

2752 S 1900 W • Ogden UT 84401  
Phone 801-621-5530 • Fax 801-627-6980  
www.kimber.com

CIRCLE NO. 15 ON READER SERVICE CARD

2 volts, peak to peak, without any high-frequency compression occurring. Symmetrical high-frequency compression started to occur between 3 and 4 volts, peak to peak.


The phono preamp's CMRR, measured using an RIAA pre-equalized input signal, was greater than 80 dB over the whole audio range; this is exceedingly good. As with the line amplifier, the phono section's inter-channel crosstalk was quite symmetrical in both directions. With the inputs terminated by 100 ohms, crosstalk with RIAA pre-equalized input signals was better than -100 dB up to 7 kHz and improved to about -92 dB at 20 kHz.

The phono section's referred input noise with a 100-ohm source resistance was about 320 nanovolts, wideband, and about 110 nanovolts, A-weighted, whether the source resistance was connected across the balanced inputs or from either phase to ground. That's not state of the art, but it's still good. The IHF S/N for a 100-ohm source with an output of 500 millivolts (equivalent to a moving-coil cartridge) was 73.2 dB. For the IHF dummy moving-magnet source with a 5-millivolt output, IHF S/N was 87.5 dB. Table I lists the K-1's IHF sensitivity.

The K-1 did not invert signal polarity at the balanced and tape outputs but did at the unbalanced outputs. Impedance was 280 ohms at the unbalanced main outputs and 570 ohms at the balanced ones. At the tape outputs, impedance was 1 kilohm higher than the source impedance for unbalanced input and also 1 kilohm higher than the source impedance of the positive phase for balanced input; for the phono inputs, it was 1.3 kilohms. Line input impedance was 8 kilohms for the unbalanced inputs and 18 kilohms for the balanced. The K-1 drew 0.26 ampere from the AC line.

#### Use and Listening Tests

The owner's manual states that the Ayre K-1 should be run for 100 hours before it will sound its best, but I burned it in for only a few days before putting it into my system. At that point, the preamp didn't sound quite as transparent and open as the Threshold T2 I had been using before it. But the next time I listened to the K-1 in my system, after it had spent time on my test bench (though it was still short of the 100-hour mark), it sounded quite a bit better. As



**AYRE ACOUSTICS'  
K-1 PREAMP IS  
A BEAUTIFULLY EXECUTED  
PIECE OF GEAR.**

I continued to use the Ayre preamp, its sound continued to improve, becoming most musically satisfying.

Phono reproduction through the K-1 was very good indeed. Even when I used a low-output moving-coil cartridge, noise was just detectable at the speaker when the preamp's gain was set for normal playing level. However, I felt that the sound was a bit more transparent and musically believable when I fed the cartridge through a Vendetta Research SCP-2C phono preamp into one of the K-1's unbalanced inputs.

The K-1 operated flawlessly in the lab and in my system. The remote worked farther off axis than many, and I very much liked its swift operation of the motorized volume control. I did feel that the volume knob was shaped a bit awkwardly and was slightly hard to use. My only other gripes were that the unbalanced outputs inverted signal polarity and that the permanently attached cable between the preamp and power supply made the K-1 somewhat awkward to move around (which is mainly a problem for reviewers who have to move equipment between a listening system and a lab in another room).

I now find myself with three preamps whose operation and sound I really like: the Ayre K-1, the Sonic Frontiers Line 3, and the Threshold T2. As with very good power amps, my preference for one or another of these preamps depends on my mood and the music I'm playing. I enjoyed the K-1 very much. It sounds excellent, and its accuracy and musicality should impress just about everyone. A

# A GIFT THEY'LL LISTEN TO 12 MONTHS A YEAR

*What does every audiophile want for the holidays? The one gift that helps get the best sound from a system—and the best system for the dollar.*

## A MUST FOR THE SOPHISTICATED EAR

Only AUDIO gives your equipment-loving friends technical yet *understandable* profiles that track the small and the quantum leaps in engineering advances they'll want to know about. With new technologies like Dolby Digital and DVD coming out, your friends will thank you doubly for the gift of up-to-date technical info.

Whether it's CD players, receivers, amps, tuners, speakers or surround sound systems, they'll see how the latest equipment measures up in the lab—and how it will and *won't* perform in their living room.

Each month, AUDIO reveals the engineering flaws and the engineering breakthroughs. The overpriced and the undervalued. Anything and everything that makes music sound better, cleaner, crisper.

AUDIO shows your friends the best way to care for their equipment. Set up a listening room. Solve problems from headphone hiss to beating digital grunge. And if they ever have a

question, an AUDIO engineer will personally answer it by mail for free. Guaranteed.

And there's more. Whether they prefer Mozart or Motown, AUDIO delivers reviews of their favorite performances with notes on the quality of the recording—in every format.

So, if you want to give the gift music lovers *really* want, don't wait another minute!

**JUST \$1.25  
AN ISSUE**

If you act quickly, you can give an AUDIO gift subscription and save an unbelievable **69% off** the annual newsstand cost.

**A one-year gift  
subscription  
(12 issues) is  
just \$14.97.**

And, of course, every subscription you give includes the



invaluable Annual Equipment Directory issue, the "bible" of the industry.

But hurry! Act now and take advantage of this spectacular offer. As soon as we hear from you, we'll send you a handsome gift card, to announce your gift. (On orders received after December 1, we'll send the gift card, in your name, directly to the recipient.

If the attached card is missing, please write to:  
AUDIO, P.O. Box 51011, Boulder, CO 80322-1011

AURICLE

ANTHONY H. CORDESMAN

## ADCOM GFA-5802 AMP AND GFP-750 PREAMP



It's nice to see components that assault the state of the art but not the state of your wallet. The Adcom GFA-5802 amp and GFP-750 preamp come surprisingly close to state-of-the-art sound at surprisingly affordable prices. With the amp priced at \$1,750 and the preamp at \$1,250, no one will call either product cheap. But these are realistic prices, particu-

larly for a preamp with remote control and balanced inputs and outputs and for an amp having balanced inputs and rated output of 300 watts per channel.

Both components represent important steps forward for Adcom. The GFA-5802 has the cleanest, most open upper midrange and treble I have heard from an Adcom amplifier, the kind of sound you'd expect from amps costing more than \$3,000. And the GFP-750 preamp is the company's first real contender for high-end sound, notably more transparent than any previous Adcom preamp.

**Company Address:** 11 Elkins Rd., East Brunswick, N.J. 08816; 732/390-1130.  
For literature, circle No. 93

That transparency is hinted at by the GFP-750's specs. It has an unusually good signal-to-noise spec of 102 dB, A-weighted, and the vanishingly low rated distortion you expect from a well-engineered modern preamp. (If that performance isn't enough for you, you can bypass the 750's active gain stages and use it as a passive controller.) Its rated output impedance (1.2 kilohms, balanced, and 600 ohms, unbalanced) is low enough for long runs of interconnect.

The GFP-750's features are well chosen. It does give up the phono gain stage found in past Adcom preamps. But it also gets rid of the tone controls, filters, and loudness-compensation controls, which simply got in the way of the sound path without being particularly useful. What it retains is a mode control for switching between stereo, reverse stereo, and mono. The reverse-stereo setting is more useful than you might suspect, to deal with recordings whose channels are reversed. By feeding the same sound to both of your stereo speakers, the mono setting makes it easier to position them and adjust balance.

All signal switching is by relay, to eliminate the sonic problems common to IC switches; LEDs show which of the five inputs you've selected. Three lever switches enable you to turn power on or off, select active or passive operation, and control an external processor loop.

The GFP-750's balance control is the type that doesn't fully attenuate the opposite channel when one channel is at maximum gain; I prefer balance controls that do. Being able to hear only one channel is quite helpful in setting up and checking out a system.

The preamp's remote, though small enough to be suitably inconspicuous, controls every feature except the passive-mode switch. It also has muting control, which the front panel lacks. All buttons are clearly labeled. The remote's balance-control rocker makes it a cinch to lock in the best imaging and soundstage from

Photo: Michael Groen

# INCREDIBLE PERFORMANCE. Inside And Out.

Looking for proof that big features come in small packages? Welcome to The Edge, the all-purpose, all-terrain speaker from Acoustic Research, the worldwide leader in loudspeaker innovation since 1954.

The Edge delivers an amazing frequency response and ultra high sensitivity\*, thanks to our exclusive time-aligned, acoustic wave-controlled driver design. In addition, magnetic shielding makes The Edge perfect for home theater applications, while the molded enclosure



and built-in swivel mount allow unlimited installation options, inside and out.

Spacious sound, high efficiency, weather resistance, and AR's long-standing commitment to value all add up to The Edge—your best choice for high-quality satellite speakers that fit anywhere...especially your budget. To learn more, call 707-748-5930 for the name of your nearest authorized AR dealer. The Edge from Acoustic Research. Enjoy the performance.

\*91dB @ 2.83 volts per meter



CIRCLE NO. 27 ON READER SERVICE CARD

Acoustic Research is a registered trademark of Recoton Corporation, 527 Stone Road, Benicia, California 94510  
© 1997 Recoton Corporation. All rights reserved. All specifications and prices subject to change without notice.

the listening position. That may seem like a minor point, but it's amazing how much better most recordings sound if you adjust balance precisely for each disc to get the same level from each channel, the clearest imaging from left to right, and the maximum apparent soundstage size. A balance control really regulates the soundstage; it's a very important yet often underutilized feature.

On the GFP-750's rear panel are a pair of balanced XLR inputs and outputs, four sets of RCA input jacks, and RCA input and

output jacks for tape and an external processor. You also get a double set of RCA main outputs, which comes in handy for bi-amping. An input and two outputs for remote infrared repeaters can be used for controlling the preamp from other rooms and for controlling other components. The rear panel also holds a power switch and a switched AC outlet.

The preamp's circuit design emphasizes sonic purity. The hefty power supply's oversized toroidal transformer has dual secondary windings, to keep control signals

separate from audio signals. The audio section is a true differential balanced circuit, and Adcom has paid special attention to its rejection of RF interference, for reduced noise and coloration.

The GFP-750's passive mode is about as pure as you can get. It bypasses all active circuitry and the balance control, leaving only the volume control in the circuit. On the other hand, when you use the external processor loop (which is buffered), the volume control is bypassed. This ensures that you won't accidentally change the balance between the front and surround channels when you're using a surround decoder, though it might limit the loop's utility for some other processor types.

The GFP-750's single gain stage operates without feedback and uses only discrete devices. Nelson Pass, this preamp's designer, believes this circuit offers exceptional transparency and neutrality together with low noise.

He's right. The GFP-750 is not going to put elite preamps like the Krell KRC series or Pass Labs' Alephs out of the running, but it is very, very good. Past Adcom preamps, such as the GFP-555II, did very well for the money but did not approach the 750's degree of refinement and freedom from coloration. In fact, you have to listen very hard to hear the difference between the 750's active and passive modes. (Your interconnects may add as much coloration as this preamp does.)

I found the GFP-750 to be free of the GFP-555II's slight warmth and lack of detail; transients seemed crisper and cleaner, particularly for low-level signals, and the soundstage was more open and detailed. Dynamics were better, and music had more natural energy and life. The 750's sound was exceptionally detailed, neutral, and pure, without hardness or upper-frequency overemphasis. It came damn close to the sound of some of the best preamps around. If you're used to mass-market electronics, you'll hear the difference immediately.

The GFA-5802 amplifier is less of a departure from past Adcom designs than the preamp is. The GFA-5802 shares many design features with the GFA-5800 amp from which it evolved. The 5802 has, for example, the same multi-segmented power supply as the 5800, featuring a large toroidal transformer with dual secondary windings, high-current regulators, and large storage capaci-

## Rediscover Your Music!

**Model 2**

"The high-fidelity standard."

**Model 1**

"Affordable excellence."

**Model 2W**

"The amplified subwoofer that rocks the foundation."\*

**Model 5**

"The ULTIMATE embodiment of the VANDERSTEEN boxless design."

\* cut-away view

**VCC**

"Ultimate center channel realism."\*

**VSM**

"The ideal wall-mount surround speaker."

For more than 20 years, VANDERSTEEN AUDIO has built innovative phase-correct loudspeakers true to both science and music. To experience the extraordinary value and incredible realism of boxless dynamic speakers in a stereo, multi-channel or home theater system, audition the legendary VANDERSTEEN speakers at your nearest carefully selected dealer.

# VANDERSTEEN AUDIO

**DIMENSIONAL PURITY** 116 West Fourth St, Hanford, CA 93230  
 Please call or write for complete information (209) 582-0324 [www.vandersteen.com](http://www.vandersteen.com)  
 and the name of your nearest dealer.

CIRCLE NO. 1 ON READER SERVICE CARD

tors. A heavy-duty transformer isolates the input stages from the high-current output sections. Like the 5800, the new amp has two sets of five-way binding posts per channel, for easier bi-wiring. Front-panel LEDs for each channel warn if the amplifier is being driven into distortion or if its thermal-protection circuitry has been activated. Thermal problems are unlikely during normal operation (the 5802 has massive heat sinks, which eliminate the need for fan cooling), but the thermal protection could be useful in case of short circuits or other setup and operating problems.

Like the older Adcom amp, the GFA-5802 has only three, low-feedback gain stages in the signal path (versus four or five gain stages in most amplifiers), but it adds a pair of transistors to drive the output stage. This is said to provide excellent linearity and

**THE GFA-5802 AMP  
AND GFP-750 PREAMP  
REPRESENT IMPORTANT  
STEPS FORWARD  
FOR ADCOM.**

make the output stage's bias current extremely stable. The older model's PNP devices have been replaced with NPNs; because NPN and PNP MOS-FETs differ in such properties as gain linearity and input capacitance, using only N-channel devices simplified the design of the quasi-complementary output stage. These changes in the 5802 are intended to provide increased power output and increase the current capability for driving low-impedance loads, eliminate the possibility of mechanical noise from fans, and improve the sound quality and transparency of the upper octaves. They succeed on all counts.

The GFA-5802's rated 8-ohm power of 300 watts per channel is 50 watts higher than the GFA-5800's. With 4-ohm loads, the 5802 is rated at more than 450 watts, but it is designed to deliver far more power than this. It can handle the lowest load impedances. In fact, thanks to new power-protection circuitry, it can even drive a dead short. Rated power bandwidth of the 5802 is 3 Hz to 130 kHz, dynamic headroom into 4 ohms is 2.3 dB, and rated intermodulation

(IM) and harmonic distortion are less than 0.1% at full power.

The GFA-5802 did an excellent job of driving various speakers. In addition to my usual reference speakers (the Apogee Studio Grand, B&W 801 Matrix Series 3, and Thiel CS6), it handled the Quad ESL-63, the Sendor BC-1, older Apogeos, and the Thiel CS5i. Good as the older Adcom amp was, the 5802 was definitely better at reproducing extremely high peak volume levels, even into low-impedance loads. Yet it sounded more transparent and detailed at low vol-

ume than at peak power (unlike earlier high-power solid-state amps, whose performance often diminished at low levels). This is a major virtue, since most classical music, voice, and acoustic jazz consist primarily of low-level passages.

The GFA-5800 had deep bass power and control, but the GFA-5802 definitely outperformed it. This showed up clearly below 35 Hz, where the 5802 simply seemed to move more air, providing excellent dynamics. To the extent that any amplifier can, the 5802 also did an excellent job of taming

# Life is Full of Static... Music Shouldn't Be.

**Hi-Performance Audio at Affordable Prices from Jolida, Inc.**



SJ 301A

### Integrated Vacuum Tube Amplifiers:

Jolida breaks the budget barrier of Hi End Audio with a line of five integrated amplifiers starting at \$550. Why vacuum tubes? Simple, they deliver first rate power, reliability and audio accuracy. Why integrated Amplifiers? Nothing could be easier. Hook up the speakers and a CD player or VCR for a sound system ready to go. Bottom line, magazine reviewers write about Jolida amplifiers, "Color me impressed", "This amp rocks", "Best music for the money", or "So good it ought to be illegal!"

### Award Winning Audio Equipment:

The Electronics Industry Association has awarded Jolida with three prestigious Innovations Design and Engineering Honors presented at the Consumer Electronics Show of 1996 and 1997.



SJ 502B



JD 601A

### Not Just Another Amplifier Manufacturer:

Jolida is proud to introduce two new products; a Tube Tuner for \$350 and a Tube CD Player for \$450. Combined with one of our amplifiers, the music becomes a stirring experience that will have your hair standing on end - without the static.

**Let Jolida take the static out of your life.**

**Jolida, Inc.**

10820 Guilford Road,  
Annapolis Junction, MD 20701  
Phone: (301) 953-2014  
Fax: (301) 498-0554

CIRCLE NO. 8 ON READER SERVICE CARD

problem woofers, reducing excessive bass warmth or overhang and making the sound more natural and detailed.

What really makes this amplifier outstanding, however, is its ability to deliver midrange and upper midrange information, particularly at low levels. Soft choral passages were delightfully clear, and instrumental detail was exceptional. On live recordings, there was more soundstage information and a more natural sense of space.

The GFA-5802 was better than the GFA-5800 in reproducing solo piano, bass viol, violin, and harpsichord recordings, almost equaling some of the most expensive amplifiers around. Brass and woodwind reproduction were extremely accurate, most strikingly on those low-level details needed to keep the sound of solo French horns from hardening. On voice, particularly challenging soprano recordings, the 5802 did not soften or "improve" the sound, yet it made sibilants sound more natural. And I heard slightly more detail and texture in male voices.

The GFA-5802's imaging, soundstage, dynamics, and transparency were excellent. It did not quite equal the soundstage detail,

low-level resolution, and spaciousness of today's state-of-the-art amplifiers. But it came surprisingly close, matching many far more expensive amps, and it had more resolving power than all but a handful of car-

**THE GFP-750 PREAMP'S  
CIRCUITRY STRESSES  
SONIC PURITY,  
AND ITS PASSIVE MODE  
IS EVEN PURER.**

tridges, D/A converters, and speakers can fully exploit. Even demanding and wealthy audiophiles just might be tempted to buy the GFA-5802 and put the money saved into better speakers or source components.

As you might expect, the Adcom GFP-750 and GFA-5802 have a natural synergy. Both have the same basic design emphasis and sound character, and the combination provides very high resolution without any loss of dynamics or life. It may not quite match the \$10,000-and-counting amp/preamp combi-

nations at the high end of the high end, but, at less than one-third their price, the Adcom duo clearly demonstrates how the sound quality of "unaffordable" components becomes very affordable over time.

This amp and preamp are styled with a bit more flair than is usual for Adcom, and it's nice to see a departure from the pervasive black box look. The GFP-750 preamp's front panel has a touch of gold and some nice, slightly retro lever switches with indicator LEDs. Its gold trim and switches match similar details on the GFA-5802 amp and Adcom's new GCD-750 CD player, all of which are distinctive without being gaudy.

If I have any caveat about the GFP-750 and GFA-5802, it is that they do not "improve" the sound. They may be a bit too neutral for those who rely on their electronics' softening the upper octaves to make up for the hardness of their program sources or speakers. And their bass may be too tight for those who rely on poorly damped amplifiers for an apparent increase in their speakers' bass energy. But if accuracy is what you want, the GFP-750 and GFA-5802 are among the best buys around. **A**

# Absolute Freedom. Absolute Sound.

Sennheiser's new RS-Series 900MHz Wireless headphone systems deliver uncompromised performance. You'll enjoy clear, perfect transmission with extended range compared to other 900MHz systems. Plus, there's never any signal drift – once the signal is locked in, it stays locked in. Most importantly, the RS Series gives you the pristine, natural sound that Sennheiser is famous for.



**THE EVOLUTION OF AUDIO**

**900MHz Freedom and Great Sound!**

**SENNHEISER®**

SENNHEISER ELECTRONIC CORPORATION • P.O. BOX 987, DEPT. 226 OLD LYME, CT 06371 • TEL: 860-434-9100 EXT: 226 • FAX: 860-434-1759 • CALIFORNIA: TEL: 818-845-7366 • LATIN AMERICA: TEL: 525-639-0956  
SENNHEISER CANADA: 221 LABROSSE AVE., PTE-CLAIRE, PQ H9R 1A3 • TEL: 514-426-3013 FAX: 514-426-3963 • World Wide Web: <http://www.sennheiserusa.com>

CIRCLE NO. 17 ON READER SERVICE CARD



# "The M&K S-150 THX surround-speaker system sets the performance standard for the \$5,000 region"

Wes Phillips, *Stereophile Guide to Home Theater, Spring 1997*



And *AV Shopper* said, "This M&K lineup will give many more expensive THX systems a serious run for their money...[it is] the best low-priced THX certified speaker array I've heard yet."

Since 1974, M&K has been at the leading edge of high-performance audio. Numerous technology leaders in the audio and video fields use M&K speakers for developmental work and for critical industry demonstrations.

The new 150 THX system, designed for the playback of Dolby Digital AC-3 and DTS sources, has become a new professional standard, and is currently used in dozens of recording studios,

Hollywood postproduction facilities, and DVD authoring sites.

For under \$4,500, you can now own this Home THX system, including the reference-quality S-150THX front and center speakers; the award-winning "Tripole" surround—with its exclusive combination of enveloping sound and imaging; and the articulate room-shaking deep bass of the extraordinary MX-150THX powered subwoofer.



MX-150THX powered subwoofer  
"an excellent subwoofer"  
*Audio* magazine



Tripole SS-150THX  
1996 *Audio Video Interiors*  
Excellence in Design award

 MILLER & KREISEL  
SOUND CORPORATION

10391 Jefferson Boulevard  
Culver City, California 90232  
(310) 204-2854, Fax (310) 202-8782  
Faxback (800) 414-7714  
<http://www.mksound.com>

## NHT 2.9 SPEAKER



I got the strangest letter the other day. It read:

Dear Corey,

How can you call yourself an expert reviewer when you've been using the same NHT 3.3s as your main reference speakers for, what is it, four years now?! Hell, other reviewers swap their reference speakers every issue! What's your problem, little man?

Sincerely,  
D. Trump

Hey, what can I say? I love my NHT 3.3s. I've auditioned plenty of excellent high-end speakers, but I still haven't found anything I'd rather use day in and day out as my main reference speakers. Okay, so I've been tempted over the years by some really outstanding speakers from M&K, Paradigm, and a few others. Can't a guy look? But even after these dalliances, I always come back to the NHTs. (I think reviewers who jump to a new reference speaker every issue are sluts and whoremongers. There, I said it! Sluts! Whoremongers! Schlubs, even!)

The way I see it, in order for me to hear all the sonic minutiae that *Audio* pays me \$7.50/hour (plus tips) to report on, I have to rely on the accuracy, neutrality, and just plain transparency of whatever speakers I choose as my reference. In other words, I have to trust the sound of those speakers. The more accurate my reference speakers, the more accurate my reviews of *other* gear will be. And I have to say that of all the speakers I've heard, price be damned, there aren't any whose accuracy I trust more than the NHT 3.3s.

But I'll tell you something. Like any long-term relationship with someone who weighs 250 pounds and has pointy toes, living with these big muthas hasn't always been a bed of roses. You think I like putting on my truss (and matching sock garters) every time I need to move them? At some point, every 3.3 owner must learn the 3.3 Waltz, where you lean the heavy speaker up against your body and two-step it across the room, trying desperately not to punch a hole in your foot with the pointy cones.

And let's face it: Even though they're designed to sound the same no matter what room you put them in, the 3.3s are just too big and brutish for many rooms. I've tried setting them up in a few rooms that happily invited stand-mounted bookshelf speakers and even some smaller towers, but I just couldn't get the big NHTs to work right. It wasn't their fault; they just need a good-sized room and enough distance from the listener for the optimum listening angle. When you get it right, *man* do these speakers throw up an accurate sound field! But if your room isn't big enough, you'll never hear half of what these slabs can really do.

None of this was lost on the 3.3s' designer, NHT's Ken Kantor. In fact,

**Company Address:** 535 Getty Court, Bldg. A, Benicia, Cal. 94510; 800/648-9993.  
For literature, circle No. 94

Photo: Michael Groen

# 7B ST



"The Bryston 7B ST rates a solid *Class A* recommendation."

*Dr. Larry Greenhill, Stereophile Magazine, October 1996*

Without question, one of the most musical, powerful and versatile amplifiers available.

The 7B ST monaural amplifier has the power to drive, with breath-taking ease and clarity, loudspeakers which have been considered "impossible" loads in the past. Call now, or visit our web site

for a free product brochure, **1-800-632-8217**, **[www.bryston.ca](http://www.bryston.ca)**



CIRCLE NO. 7 ON READER SERVICE CARD



when he moved into a new house a while back, he told me his new living room wasn't big enough for his own 3.3s! You know, now that I think about it, that *was* right about the time he told me he'd started work on a junior version of the 3.3 that would work better in smaller rooms. You don't think...? Naw, it was probably just coincidence, like when Andy Gibb and Divine kicked at the same time.

Whatever its reason for being, the smaller, more livable 3.3 has arrived: the Model 2.9, which, at \$2,500/pair, costs just a little more than half the price of the \$4,300/pair 3.3. NHT calls its new second-in-command the 3.3 for the rest of us, designed to provide the acoustic benefits of the 3.3 from a smaller, less demanding cabinet. The 2.9 is a couple of inches shorter and 9 inches shallower than the 3.3 (it's 40 inches tall, 7 inches wide, and 22 inches deep). And instead of the 3.3's expensive brushed laminate finish, the 2.9 has the same high-gloss, black laminate finish as NHT's SuperZero, SuperOne, and VT-2. (The 2.9 is also available in sycamore or mahogany for \$2,675/pair.)

Like the 3.3, the 2.9 is a four-way, floor-standing tower with a built-in subwoofer mounted low to the ground, on the inward-facing side panel. This ensures that the woofers see their own corners regardless of where your room's real corners may be, which has the dual advantages of flattening and extending deep-bass response.

So how does NHT save you almost 2,000 clams here? By pinching off just a bit of booty at the bottom. Whereas the 3.3 has a 12-inch polypropylene acoustic-suspension woofer in a massive, 75-liter sub-enclosure, the 2.9 has a 10-inch version of the same driver working in a smaller, though still massively braced, 48-liter sub-enclosure. NHT rates the 3.3 as being flat in-room down to 23 Hz and the 2.9 as flat down to 26 Hz. Three less hertz of bass saves you almost 2,000 bucks?! Wouldn't it be great if you could tell an amp manufacturer, "Go ahead and shave the last 5 watts off that big 250-watt monster I've been drooling over, and I'll take it home for a little more than half price!"

Other than the woofer and cabinet sizes, though, we're talking about the exact same speaker as the 3.3. The 2.9 has the same inward-angled front panel, the same three upper drivers (from bottom to top, a 6½-

inch polypropylene mid-woofer operating from 100 to 320 Hz, a 1-inch aluminum-dome tweeter operating from 3.5 to 26 kHz, and a 5¼-inch polypropylene midrange operating from 320 Hz to 3.5 kHz), the same crossover circuit, the same baffle width, and the same radiation pattern. From 100 Hz on up, the NHT 2.9 is a 3.3.

The two speakers have identical features as well. Both have dual sets of heavy-duty, gold-plated binding posts for bi-wiring or biamping (the speakers ship with gold-plated jumpers for use with single-wired systems) and a pair of stabilizing outrigger bars screwed to the bottom of the cabinets, both fore and aft. The bars are fitted with height-adjustable spikes that anchor the speakers in place and allow for leveling and tilting (more on this later, because it's very important in terms of getting the best sound).

I compared the 2.9s to the 3.3s in my reference system. Theta Digital's Data III transport spit bits from CDs and laserdiscs, and the company's Casablanca digital surround preamp served as system controller. LP playback was handled by a Rega Planar 3 turntable and Sumiko SHO cartridge, with a McCormack Micro Phono Drive phono stage. I started the sessions with Aragon's 200-watt 8008 power amp and later switched to Krell's 100-watt KAV-500; both drove the NHTs superbly. Cables were mostly Kimber, 8TC for the speakers and Silver Streak interconnects, while Canare 75-ohm digital cables and Audio Power Industries' Power Pack AC line filters completed the picture.

Although the 3.3 was designed to butt up against the wall behind it for best bass response, NHT recommends that you pull the 2.9s out into the room a bit more. When I first hooked them up, I made the mistake of placing the 2.9s right up against the wall, like my 3.3s, and the bass was *way* over the top. NHT says the 2.9 is voiced to have the best bass balance when it's pulled forward from the wall behind it—until its pointy front-panel edge is approximately the same distance from the wall as a 3.3's, which is 36 inches in my room.

First I broke in the review pair with a few days worth of loud pink noise. Then I lined them up right next to my 3.3s and went back and forth a few times for some quickie comparisons before starting the heave-ho routine of moving one pair out of the way while I listened to the other.

On first listen, the 2.9s sounded *very* close to the 3.3s, but not quite identical. The new NHTs had a brighter, more forward sound, and their imaging wasn't quite as focused and detailed as the 3.3s'. But the big surprise was in the low end. I'd expected a bit less

outright bass heft from the smaller speakers, yet the 2.9s actually had *more* bass kick, not less! What the hell?! I went back and forth, even going to the trouble of swapping the positions of the two pairs

of speakers to see if maybe a few inches made that much difference in the bass. But the 2.9s consistently sounded meatier and punchier in the low end on all my rock CDs.

So I moved the 3.3s out of the way and settled in for some real listening. Same deal: The 2.9s sounded more forward and didn't image quite as well. It was easy to see why this could be so, as the 2.9's shorter cabinet effectively moves the front-panel driver trio a good 3 inches down from where it is on the 3.3. So really, being that it's shorter and its drivers (and thus their complex radiation pattern) are lower, the 2.9 can *never* sound identical to the 3.3! *Aha!* Another manufacturer boast bites the dust! I called Kantor to crow, but my caw was cut short.

"Have you tried tilting them up?" he asked me. "Makes all the tonal balance and imaging differences go away."

Ahh, the magic tilt. I flashed back to a few years ago, when I bought a new couch for my living room and all of a sudden my system didn't sound as clear and focused as it used to. Turned out my new couch was a few inches shorter than the old one, so Kantor suggested I tilt the 3.3s a bit downward, toward the listening position, by raising their rear pointy feet. Sure enough, the sound snapped right back into focus. I'd forgotten all about the magic tilt until he brought it up again with the 2.9. I took his advice, raising the front feet so the speakers

**THE 2.9 DELIVERS 90%  
OF THE 3.3'S MAGIC  
AT A LITTLE MORE  
THAN HALF ITS PRICE.**

## Hear What You've Been Missing

*Introducing the new Cinema electrostatic center speaker from Martin-Logan*

You've heard about the clarity and precision that only Martin-Logan's electrostatic technology can provide. Many of you have also experienced the resolution and precision of the world's most accurate center speaker, the Martin-Logan Logos. Flawless cinematic sound, complete in every detail. Now, we're proud to introduce the new Cinema center speaker using the same high precision technology at an affordable price—in a very cool package. Call us for the location of your nearest Martin-Logan audio specialist and hear what you've been missing.



**MARTIN  
LOGAN**

P.O. Box 707, Lawrence, KS 66044 (785) 749-0133 tel, (785) 749-5320 fax  
[www.martinlogan.com](http://www.martinlogan.com) [mlogan@id.r.net](mailto:mlogan@id.r.net)

CIRCLE NO. 18 ON READER SERVICE CARD

# Houston



TC-2 Stereo Line Level Preamp.....\$1,160



GSE-8430 Mono Power Amplifier  
25W Single-ended.....\$4,360/pr



GSP-02 60W Stereo Power Amplifier...\$960



GSM-260 Mono Power Amplifier  
65W Ultralinear 35W Triode.....\$1,860/pr

\*GSI-01 40W Integrated Amp - \$760\*

14-day no obligation home trial.

Centasound International Inc  
PO Box 210337, San Francisco, CA 94121

Tel 888-968-9683 (415) 668-9003

Fax (415) 668-9638

<http://www.centasound.com>

E-mail [contact@centasound.com](mailto:contact@centasound.com)

8am-8pm PST Mon-Sat

tilted back a bit, and damned if the 2.9s didn't sound *just* like the 3.3s!

And I do mean *just* like them. Properly positioned and with the right degree of vertical tilt, the 2.9s may as well have been my trusty 3.3s above a couple of hundred hertz. They had the same incredible neutrality, in both tonal balance and spatial coherency, as the larger NHTs. Instead of making every recording sound about the same size and width, the 2.9s share their big brothers' ability to present every recording's spatial properties exactly as they are, without any exaggeration. This means that many recordings will sound smaller than you thought, and the well-recorded discs in your collection will stretch wider and deeper than you've ever heard them before.

Tonally, the 2.9s have the same extreme, analytical-to-the-point-of-ruthless accuracy as the 3.3s, which rewards well-recorded material and exposes every nose hair and caraway seed stuck in the teeth of crappy recordings. Forgiving the 3.3s are not, but that's why they're so useful as a reviewer's tool: They come closer to being a precision audio microscope than any other speakers I've heard. Except, of course, the 2.9s, which sounded just like them. Because they pretty much *are* them. They imaged just as incredibly, threw just as big and deep a soundstage, and played just as terrifyingly loud without distortion when driven by the likes of an Aragon or a Krell.

The one area where they still didn't sound the same was in the bass. The 2.9 goes very low, but the 3.3 goes significantly deeper and does so with much greater reserves of output. These speakers may be rated a mere 3 Hz apart, but ultra-low bass effects, like the infamous arc-lights scene in *Apocalypse Now*, gave the 2.9 a tougher time than the 3.3: The 3.3s shook the room to its core without audible distortion, a feat the 2.9s couldn't match. One of the strengths of the 3.3 is its incredibly powerful deep-bass foundation, surpassing most separate subwoofers I've heard. While the 2.9 has an extremely well-defined and powerful low end, it doesn't share the 3.3's sense of effortless, all-the-way-down bass.

The irony is that on most of my CDs and records, the 2.9 actually sounded meatier and punchier in the low end than the 3.3. There was a bit of added mid-bass kick in the 2.9 that the more strictly neutral 3.3

didn't have, and let me tell you something: It's a *good* thing. A *very* good thing. Electric basses popped off the 2.9s like fresh baseballs off corked bats. The new NHTs delivered a gut punch on loud rock bass and drums that I'd never heard from the 3.3s, which are too busy being flat and neutral through the bass range, all the way from the deepest rumble to the highest frets on a Fender P-bass. The 2.9, on the other hand, is a little bit ripe in the meatiest part of the bass spectrum, and this is what gives it a gutsier balance on pop music, even as it lacks the 3.3's ultimate extension and power in the deepest octave.

But god almighty, I wish my 3.3s had this mid-bass kick, even just a taste of it! All right, all right—ultimately, I'm glad they don't have it, because I value accuracy above guilty pleasure. I guess. Couldn't I have just a *tiny* bit of that 2.9 bass kick? No!! What am I saying? I'm a responsible reviewer, damnit, not some pathetic mid-bass junkie willing to debase himself for a mere whiff of added bass kick on rock CDs. You should hear it on the 2.9, though. It's not as accurate as the 3.3's mid-bass balance, but it's sooo gratifying if you listen to a lot of rock and pop or blues—anything with strong bass and drums.

I've always said that if a speaker came along that were more accurate and sounded better overall than NHT's \$4,300/pair 3.3, I'd switch over in a heartbeat. But it's been four years since I started using it as my reference, and though I've been tempted by a few sterling newcomers, it's the 3.3 I continue to turn to for the truth. That you can now get this kind of accuracy and utter excellence for just \$2,500/pair is some of the best news audiophiles will hear this year. Throw in its easier-to-live-with size and positioning ease, and the 2.9 becomes the speaker to beat at this price. And two pairs of 2.9s plus NHT's \$450 timbre-matched AudioCenter-1 center-channel speaker will make a Dolby Digital-ready \$5,450 home theater package that'll mess up your mind just as bad as the two pairs of 3.3s and AC-1 in my own system have messed up mine.

The 2.9 delivers 90% of the 3.3's magic at a little more than half its price. If you've lusted after the NHT 3.3 but couldn't handle its price, room-size requirements, or both, the 2.9 is the answer to your prayers. Highly recommended. A



## Now You Can Stop Kicking Yourself For Selling The Originals.



No audio equipment in history has achieved the legendary status of the Marantz vacuum-tube electronics. So timeless are the sonic and aesthetic attributes of this classic trio that, almost four decades after their introduction, pristine examples are still eagerly sought by committed music lovers and audiophiles alike.

Fortunately for those remorseful souls who parted company with their beloved originals, Marantz proudly announces the reintroduction of the Marantz Classics. The Model 7 preamplifier, Model 8B stereo and Model 9 monaural power amplifiers sound as remarkable today as when they first defined the state of the art during the Golden Age of Stereo.

These recreations are true to the originals in every way. In many instances, parts like transformers and meters have been sourced from the very suppliers who furnished them over a generation ago. Faceplates, knobs and switches are identical, and even the Marantz logo has been restored for absolute accuracy. All wiring is point to point; no circuit boards have been substituted for the sake of convenience or cost. Only genuine safety improvements, like detachable IEC power cords, standard fuses, and contemporary speaker terminals in place of archaic output taps, differentiate these modern units from their predecessors.

Ultimately, these jewel-like components could have you listening to music from a whole new perspective, while providing the kind of satisfaction that comes from possessing a timeless classic.

So instead of kicking yourself, you can sit back and enjoy the company of a long-lost friend.



**marantz**

# KRELL AUDIO + VIDEO STANDARD PREAMP/ SURROUND PROCESSOR



**T**he Krell Audio + Video Standard preamp/surround processor is one of the most complex and interesting products to appear on the high-end market in years. Designed to keep up with home theater's rapid evolution, the Audio + Video Standard offers the same high degree of transparency, transient life, dynamics, and musical realism as Krell's KRC stereo preamp, which I use as one of my references. Like the KRC, the Standard has a highly detailed and natural soundstage yet is

free from the edge and aggressiveness found even in some of the most expensive solid-state preamps.

The Standard delivers superb reproduction of Dolby Surround and Dolby Digital (AC-3) soundtracks, and it adapts easily to different kinds of loudspeakers and system configurations. Also, I found that the quality of its D/A conversion rivals that of some of the best stand-alone converters around. On video, it has outstanding performance with composite signals, together with the best ability to drive long runs of S-video

cable (up to 20 feet) that I have yet encountered. Its overall ergonomics are excellent—even in the setup phase, where many components falter. And its remote offers the best and most flexible access to a complex mix of A/V inputs of any remote I have seen.

At \$12,000, the Audio + Video Standard is anything but cheap, so it must be judged by far more demanding criteria than A/V receivers or preamp/processors costing \$3,000 or less. But the investment you make in the Krell is intended to evolve and grow, through board and software upgrades. (I'm told that a board to decode DTS, for example, should be available very soon.) The boards and processing chips are easy to change (the relevant chips are even mounted in quick-clamp, zero-insertion-force sockets). The motherboard can be swapped to keep up with more radical changes in technology, such as the 24-bit, 96-kHz DVDs that Chesky is planning to introduce on an experimental basis or DVD-Audio when it finally arrives.

The Audio + Video Standard is designed with the future in mind, but its owners won't sacrifice any aspect of the present. For one thing, the Standard does as good a job of processing CDs as stand-alone D/A converters costing \$5,000 or more. A few, such as the Mark Levinson No. 30.5 and Theta Digital DS Pro Generation V-a Balanced, may provide more detail and dynamic contrast, but none

offers a sweeter and more musically balanced sound.

The Audio + Video Standard has one balanced analog input and five (plus the

tape input) that are unbalanced; these feed nine channels of discrete Class-A, direct-coupled, complementary circuitry. The channels are: left, center, and right front, left and right for side and rear surround, and two

THE AUDIO + VIDEO  
STANDARD DELIVERS  
THE TRANSPARENT SOUND  
OF KRELL'S  
STEREO PREAMPS.

Company Address: 45 Connair  
Rd., Orange, Conn. 06477;  
203/799-9954.  
For literature, circle No. 95



INVINCIBLE.

That's how  
you feel

behind the  
wheel.



Remember how your spirit soared the moment you donned that cape? You felt like you could conquer the world. So it's only natural that one day you'd find yourself in a GMC Yukon. Its exhilarating 255 hp V8 delivers more power than any other sport utility.\* And Yukon's Autotrac™ system\*\* is so advanced it actually senses changing road conditions and adjusts automatically from 2WD to 4WD. So, while no one is ever truly invincible, with more power and advanced technology, Yukon can make you feel like a hero all over again.

For the big picture, visit [www.yukon.gmc.com](http://www.yukon.gmc.com) or call 1-888-4A-YUKON. Or discover Suburban at [www.suburban.gmc.com](http://www.suburban.gmc.com). \*Excludes other GM vehicles. \*\*Standard on 4WD models.

YUKON.

**GMC** COMFORTABLY  
IN COMMAND™

subwoofers—all with balanced and unbalanced output jacks. In addition, there are unbalanced tape outputs for one audio and two video recorders. The digital connections include five inputs (one AES/EBU XLR, two coaxial RCA, and two Toslink) plus an RF input for AC-3 signals from laserdisc. You'll find two digital outputs, one coaxial and one Toslink optical. The Krell also has four composite-video inputs on RCA jacks, another on a BNC jack, and four S-video inputs. A similar mix of video outputs is provided: four composite (three RCA and one BNC jack) and three S-video. On-screen menus for display on your TV are available through one S-video and one composite-video RCA jack.

Having so many connections may seem like system overkill, but it really isn't. If you have a complex audio system, DVD and laserdisc players, and satellite and cable TV, you'll be filling up most of the Audio + Video Standard's inputs in a hurry. As for the number of outputs, no one in his right mind should buy an expensive surround processor that lacks facilities for rear as well as side surround speakers. I believe many owners of high-end home theaters will want to include stereo subwoofers or subwoofers at the front and rear of the room. These systems may also need component-video connections, and Krell is already considering an option for this.

Speaker frequency ranges, delay times, relative levels, and so on are individually selectable for each channel, not just by channel pairs. The on-screen display is exceptionally easy to use, and setup is easier and more intuitive than with the Theta Digital Casablanca and Meridian 565 surround processors I used for comparisons during my evaluation.

The Standard's surround processing (which is disengaged in two-channel mode, for purer sound) is all digital. For surround, analog input signals are fed through a buffered 20-bit Crystal A/D converter that operates at a 128-times oversampling rate. Dolby Pro Logic surround decoding is handled by a 66-MHz, 24-bit Motorola DSP-56007 signal processing chip that has a 56-bit accumulator. Crossover filtering to the subwoofer is also performed digitally.

For Dolby Digital Surround, the Audio + Video Standard has a built-in RF demodulator for laserdisc and direct digital inputs for DVD and other sources. At the heart of

its Dolby Digital processing is a 24-bit, 80-MHz Motorola DSP-56009 chip. Krell claims the 56009 yields 20 dB better signal-to-noise and an order-of-magnitude reduction in harmonic distortion, compared to the 20-bit, 66-MHz DSP chips used in many competing units.

Decoded Pro Logic or Dolby Digital signals are processed by two more Motorola DSP-56009 chips per channel, running Krell software, which oversample the signals. The critical left, center, and right front signals are then fed to 20-bit Burr-Brown PCM-63P DACs; the side, rear, and subwoofer channels use 18-bit Burr-Brown DACs. This will not enable reproduction of 24-bit, 96-kHz recordings. However, it will be a long, long time before such recordings are more than cutting-edge curiosities, and we don't yet have the technology and chip sets to handle them

on consumer equipment. And the Krell's DACs can be changed at the factory to handle sources whose sampling rates are higher than usual; making this change would require replacing the motherboard in many other A/V components. In the meantime, the Krell's 20-bit D/A conversion in the main and center channels is as good as in any surround processor I know of, and only Theta Digital's Casablanca currently offers 20-bit DACs for the surround and subwoofer outputs—as an option. (Krell, too, is considering this option if demand emerges for it.) Further, the existing Audio + Video Standard enables you to reproduce critical musical information with 20-bit resolution and a 48-kHz sampling rate. That's higher resolution than you can get from CD, though it is available from professional digital recorders and could be from DVD.

In my system, the Krell Audio + Video Standard breathed new life into old movie soundtracks and sometimes produced better results from the Dolby Surround tracks on DVDs and new laserdiscs than from the Dolby Digital soundtracks. Music in Dolby Surround often had less midrange and treble glare and harshness than many Dolby Digital recordings.

Playback of Dolby Digital material was, however, outstanding. The Krell produced the cleanest upper midrange I have heard from Dolby Digital. I have not been able to get similar sweetness and natural musical harmonics from the Meridian 565 (although improvements to this model are in progress). And I have to use equalization to reduce brightness in Dolby Digital playback with the Theta Casablanca (though new boards are being shipped as I write). No other processor I know of comes close to the Krell in terms of "taming" Dolby Digital.

If you are a serious audio/videophile, I suspect you will demand such taming. To my ears, Dolby Digital tracks often exhibit a

slight edge or hardness. There seems to be a lack of transparency, the detail in complex musical passages is not all that clean, and dynamics in the upper midrange don't seem quite as good as in



the lower midrange and bass. These problems may be caused by the mixing engineer's failure to properly cut back on the treble to correct the balance for playback in the confines of a domestic listening space or his failure to remix the directional data for a more realistic soundstage in homes. Or the flaws may be inherent in Dolby Digital and its AC-3 coding system.

None of the music I have heard on Dolby Digital soundtracks and test discs (with the possible exception of Delos's *DVD Spectacular*, of which I have only a preliminary release) compares favorably with the classical recordings John Eargle has made in ordinary Dolby Surround. Among Eargle's Dolby Surround CDs on Delos, I particularly recommend *Spirit Murmur* by Hovhaness (DE 3162), the Voices of Ascension singing *Beyond Chant* (DE 3165), and Mendelssohn's *Symphony No. 2* (DE 3112). Unfortunately, there are no discs that enable meaningful direct comparisons of Dolby Digital, DTS, conventional PCM, and Dolby Surround, so it's impossible to make any firm judgement of their relative quality.

The Krell Audio + Video Standard offers unusually flexible bass management. It has a proprietary bass-redirection algorithm and two sets of subwoofer outputs that may

THE KRELL'S BOARDS  
AND PROCESSOR CHIPS  
ARE EASILY CHANGED  
TO ACCOMMODATE  
NEW DEVELOPMENTS.

SEE EXPERIENCE  
HEAR  
THE  
**DIFFERENCE**



PolyGram  
VIDEO

THE DIFFERENCE IS IN THE PROGRAMMING

© 1997 PolyGram Video

## Authorized Dealers

AK- Alaska Audio; Juneau; Pyramid; Anchorage.  
AL- Cohen's Electronics; Montgomery; Kincaid's TV; Tuscaloosa.  
LIkis Audio; Birmingham; Homewood; Palm Audio Video; Huntsville.  
AR- Custom Audio Video; Little Rock.  
AZ- Jerry's Audio Video; Phoenix; Tucson.  
CA- Access to Music; Larkspur; Accurate A/V; S. Lake Tahoe.  
Ahead Stereo; Los Angeles; Audio Concepts; Long Beach; San Gabriel; Bay Area Audio; San Jose; Boots Camera; Fresno.  
Christopher Hansen; West LA; Coast Home Ent.; Atascadero; Orcutt.  
Creative Stereo; Santa Barbara; David Rutledge Audio; Palm Desert.  
DB Audio; Berkeley; Digital Ear; Tustin; Dow Stereo Video; San Diego & Suburbs; La Jolla; El Cajon; Chula Vista; Escondido.  
Dynamic Entertainment; Danville; Lee's Home Theater; Visalia.  
Monterey Stereo; Monterey; Paradyne; Sacramento; Performance Audio; San Francisco; Systems Design; Redondo Beach.  
Videotek; Westminster; Wilson Home Theater; Woodland Hills.  
CO- Listen Up; Denver; Boulder; Colorado Springs.  
Soundtrack; Denver & Suburbs; Boulder; Ft. Collins; Colorado Springs.  
CT- Al Franklin's; Greenwich; Audio Etc.; Orange; Carstons Stereo/Video; Danbury; Roberts Audio Video; New London; The Sound Room; Westport; Stereo Shop; Hartford.  
DC & Washington Suburbs; Myer-Emco.  
DE- Sound Studio; Wilmington.  
FL- Absolute Sound; Winter Park; Audio Advisors; West Palm Beach; Audio Center; Deerfield Beach; Audio Video Stores; Tallahassee; The Audiohouse; Vero Beach; Bob's TV; Ocala; Cooper for Stereo; Clearwater; Hoyt Stereo; Jacksonville; Palm Audio; Destin.  
Sound Components; Coral Gables; Sound Ideas; Gainesville; Sound Insights; Ft. Pierce; Stereotypes; Daytona Beach; Stuart A/V; Stuart.  
GA- Laser Disc Enterprises; Atlanta; Merit TV; Columbus; Stereo Connections; Valdosta; Stereo Festival; Atlanta.  
HI- Sam Sung Electronics; Honolulu; Waipahu.  
IA- Audio King; Cedar Rapids; Des Moines; Archer Audio Video; Ft. Dodge; Audio Video Logic; Des Moines; Audio Visions; Sioux City; Hawkeye Audio; Iowa City; Cedar Falls.  
ID- Ultimate Electronics; Boise; Wise Buy; Idaho Falls.  
IL- Absolute Audio; Rockford; United Audio Centers; Chicago & Suburbs; Good Vibes; Champaign; Jon's Home Ctr.; Quincy; Sound Forum; Crystal Lake; Sundown A/V; Springfield.  
IN- Classic Stereo; Ft. Wayne; Mishawaka; Kings Great Buys; Evansville; Ovation Audio; Clarksville; Indianapolis; Lafayette.  
KS- Accent Sound; Overland Park; Advance Audio; Wichita; Audio Junction; Junction City; Manhattan.  
KY- Ovation Audio; Lexington; Louisville.  
LA- Alterman Audio; Metairie; Mike's Audio; Baton Rouge; Wright's Sound Gallery; Shreveport.  
MA- Cookin'; Chestnut Hill; Saugus; Goodwins Audio; Boston; Shrewsbury; Nantucket Sound; Hyannis; Northampton Audio; Northampton; Pittsfield Radio; Pittsfield.  
MD- Gramophone; Baltimore; Elicott City; Myer-Emco; Gaithersburg; Beltsville; Rockville; Sight & Sounds; Easton; Soundscape; Baltimore.  
ME- Cookin'; Portland.  
MI- Pear's; Troy; Classical Jazz Holland; Sound North; Iron Mtn.; Stereo Center FRAV; Flint; Court St. Listening Room; Saginaw.  
MN- Audio King; Minneapolis & Suburbs; Rochester; St. Cloud; Audio Designs; Winona.  
MO- Independence A/V; Independence; Reference Audio; Sedalia; Sound Central; St. Louis.  
MS- Ideal Acoustics; Starkville; McLelland TV; Hattiesburg; Players A/V; Ridgeland.  
MT- Avitel; Bozeman; Rocky Mt. Hi Fi; Great Falls.  
NC- Audio Video Systems; Charlotte; Audio Visions; Wilmington; Audio Lab; Wilmington; Now Audio Video; Durham; Greensboro; Raleigh; Winston Salem; Tri City Electronics; Conover.  
NE- Custom Electronics; Omaha; Lincoln.  
NH- Cookin'; Nashua; Manchester; Newington; Salem; S. Nashua.  
NJ- Hal's Stereo; Trenton; Monmouth Stereo; Shrewsbury; Sound Waves; Northfield; Woodbridge Stereo; West Caldwell; Woodbridge.  
NM- Ultimate Elect.; Albuquerque; Sound Ideas; Albuquerque.  
NV- Ultimate Elect.; Las Vegas; Upper Ear; Las Vegas.  
NY- Audio Breakthroughs; Manhasset; Audio Den; Lake Grove; Clark Music; Albany; Syracuse; Stereo Exchange; Manhattan; Hart Elect.; Vestal; Innovative Audio; Brooklyn; Listening Room; Scarsdale; Rowe Camera; Rochester; Speaker Shop; Amherst.  
OH- Audio Craft; Akron; Cleveland; Mayfield Hts.; Westlake; Audio Etc.; Dayton; Classic Stereo; Lima; Ohio Valley Audio; Cincinnati; Paragon Sound; Toledo; Stereo Visions; Columbus.  
Threshold Audio; Heath; Home Home System; Cincinnati.  
OK- Audio Dimensions; Oklahoma City; Photo World; Stillwater; Shawnee; Ultimate Electronics; Tulsa.  
OR- Bradford's HiFi; Eugene; Chelsea A/V; Portland; Beaverton; Kelly's Home Ctr.; Salem; Magnolia HiFi; (Portland); Beaverton; Clackamas; Stereo Plant; Bend.  
PA- Audio Junction; Pittsburgh; Gary's Elect.; State College; GNT Stereo; Lancaster; Hart Elect.; Blakely; Hi Fi House; Abington; Broomall; Hi Fi Unlimited; Camp Hill; Harrisburg; Listening Post; Pittsburgh; Palmer Audio; Allentown; Pro Audio; Bloomsburg; Stereo Shoppe; Selmsgrove; Williamsport; Stereoland; Natrona Heights; The Stereoshop; Greensburg.  
RI- Stereo Discount Ctr.; Providence.  
SC- A/V Design; Charleston; Custom Theater & Audio; Myrtle Beach; Upstairs Audio; Columbia.  
SD- Audio King; Sioux Falls; Sound Pro; Rapid City.  
TN- College HiFi; Chattanooga; Hi Fi Buys; Nashville; Now Audio Video; Knoxville; Modern Music; Memphis; Sound Room; Johnson City.  
TX- Home Entertainment; Dallas; Houston; Plano; Audio Tech; Temple; Audio Video; College Station; Bunkley's Sound Systems; Abilene; Bjorn's; San Antonio; High Fidelity; Austin; Krystal Clear; Dallas; Marvin Electronics; Ft. Worth; Sound Quest; El Paso; Sound Systems; Amarillo; Sound Towne; Texarkana.  
UT- AudioWorks; Salt Lake City; Crazy Bob's; St. George; Stokes Bros.; Logan; Ultimate Elect.; Layton; Murray; Orem; Salt Lake City.  
VA- Myer-Emco; Falls Church; Tyson's Corner; Fairfax; Audio Connection; Virginia Beach; Audiophonics; Roanoke; Home Media Store; Richmond.  
WA- Magnolia HiFi; Seattle & Suburbs; Tacoma; Silverdale; Spokane; Pacific Sight & Sound; Wenatchee; Tin Ear; Kennewick.  
W.VA- Sound Post; Princeton.  
WI- Audio Emporium; Milwaukee; Absolute Sound & Vision; Sheboygan; Flanner's A/V; Milwaukee; Hi-Fi Heaven; Appleton; Green Bay; Sound World; Wausau.  
Puerto Rico- Precision Audio; Rio Piedras.  
Canada- A & B Sound; Calgary; Edmonton; Kelowna; Vancouver & Suburbs; Victoria; Advance Electronics; Winnipeg; Bay Bloor Radio; Toronto; Canadian Sound; Brampton, Ont.; Digital Dynamics; Clearbrook; Harrington Audio; Peterborough, Ont.; Kebeson; Montreal; Lipton's; New Market, Ont.; Sound Decisions; Duncan, B.C.; Sound Room; Vancouver; Stereoland; Windsor; Treble Clef; Ottawa.  
Mexico- Contact Grupo Volumen; Mexico City.

be configured for mono, stereo, or front and rear placement. After experimenting with different surround-system configurations, I have come to believe that such flexibility is of critical importance. High-end home theater systems with serious music capability cannot rely on a single subwoofer for their deep bass. My listening to DTS, Dolby Digital, and experimental 20-bit CDs has made it utterly apparent that the left and right front channels in a truly demanding high-end home theater or surround music system should be reproduced through full-range speakers with subwoofer-like bass capability. Relying on a single subwoofer produces at least slightly smeared, vague bass with problems audible well above the crossover region. Such spongy bass is fine if you just want home theater boom but bad if you want music and soundtrack detail.

My listening to the Krell Audio + Video Standard led me to expand my Polk SRT home theater speaker system to include five Polk SRT subwoofers and full-range surround speakers roughly equivalent to the main-channel speakers. (Limited-bandwidth surround speakers may be adequate for Dolby Pro Logic, but today's discrete-channel systems can provide enough directional information, bass, and treble that you probably should trade up if you're building a reference-quality home theater.) Four of the subwoofers add bass to the main and surround channels, and the fifth reproduces the LFE channel. Few home theater enthusiasts are likely to be this ambitious (or insane), yet the Krell's flexible bass management can accommodate such a system, just as it accommodates less extravagant setups.

The Krell's ability to provide stereo subwoofer bass for music listening really does help with stereo and surround music having a strong bass line. It also can make the crossover between the main speakers and subwoofers far less audible in stereo.

You can configure the Krell for front and rear subwoofers, to minimize room interaction problems or emphasize the impact of front/rear directional information on the soundtracks. I found this less desirable than the stereo subwoofer mode, however.

As for stereo music, I would stress again that the Krell Audio + Video Standard is an excellent stereo preamp. I did a great deal of A/B listening to the Standard, the Classé

Audio CP-60, the Krell KRC, and the Pass Labs Aleph P preamps. The Standard's sound quality in its preamp mode was directly comparable to that of the KRC. And its D/A converters were directly competitive with those in Krell's stand-alone converter and CD players, long recognized as some of the best available.

I found the "Music" mode on the Audio + Video Standard to be totally unlike the hellish "Hall," "Jazz," "Concert," and similar digital ambience simulations of many A/V preamps and receivers. Properly adjusted, Krell's "Music" mode produced highly listenable center-channel and surround effects while preserving the best of stereo. (Like virtually every preamp/surround processor I've tried, the Krell's default level in "Music" mode fed too much signal to the subwoofer outputs. However, it was easy to change.)

I believe that improved music processing has real promise. Circle Surround has shown that it may be possible to add surround effects without degrading stereo. The "Tri-field" mode in the Meridian 565 and the music modes in the Lexicon DC-1 also represent real progress. Once again, upgradability offers a critical advantage, enabling owners of the Audio + Video Standard to use any improvements Krell develops or adopts.

The value of such flexibility became clear during my evaluation of the Standard. I didn't like the way it handled DVD when DVD was still settling down, but a new chip with fixes was in the mail before I even called Krell about the problem. I also had suggestions about changing the handling of music in the surround and three-channel stereo modes: Software changes are underway. High-end audio is always an expensive adventure, but these days you had better choose equipment for a long voyage into the unknown.

For now, the Krell Audio + Video Standard delivers superb audio and video from all of today's recorded media and over virtually any speaker configuration. It is easy to set up and operate and has excellent on-screen displays. Its ergonomics are as friendly as the current state of the art permits (only the most determined neo-Luddite is going to have problems using this preamp). In short, the Audio + Video Standard will give you the years of pleasure and excitement that you deserve for the money. A

The standard of excellence continued  
on JVC's XRCD...listen and compare.



**Gene Ammons**  
**BOSS TENOR**

JVCXR-0033-2


*Gene Ammons' soulful tenor sax sound evokes both Lester Young and Ben Webster. Better known as "Jug" to his friends, Ammons demonstrates here his supreme ability to tell a story with his horn. This masterpiece has it all - the blues, the ballads and Ammons' big hit "Canadian Sunset." "Jug" is given sterling support by Tommy Flanagan, Doug Watkins, Art Taylor and Ray Barretto.*



**Art Tatum/Ben Webster**  
**THE TATUM GROUP MASTERPIECES**

JVCXR-0034-2


*This one virtually defines the term "classic." Tatum's supercharged piano virtuosity and boundless invention meet Webster's sensuously passionate tenor sax. In this final session of Tatum's career, the mutual admiration and trust between these two jazz giants results in a session that works like a dream.*



**Coleman Hawkins**  
**GOOD OLD BROADWAY**

JVCXR-0035-2


*Coleman Hawkins is frequently identified as the "father" of jazz tenor saxophone playing. With a perfect rhythm section featuring his working band - Tommy Flanagan on piano, Major Holley Jr. on bass and Eddie Locke on drums, Hawkins showcases his illuminating artistry on this collection of love songs from Broadway shows. This "classic" Hawkins album has never before been available on CD.*



**Bill Evans Trio**  
**AT SHELLY'S MANNE-HOLE**

JVCXR-0036-2

*This is the last album Bill Evans made for Riverside, one of only two occasions when he recorded "live" for the label. These two nights at Shelly Manne's club in Hollywood marked the only recording by the excellent "third" trio featuring bassist Chuck Israels and drummer Larry Bunker. Collectors have long recognized this album for its astonishing sound quality.*



To order by phone with a major credit card, call toll free 1-800-JVC-1386

To find out more about XRCD visit our web site at: [xrcd@jvcmusic.com](mailto:xrcd@jvcmusic.com)  
JVC Music 3800 Barham Blvd., Suite 305, Los Angeles, CA 90068



# CLASSICAL RECORDINGS



## The Stokowski Stereo Collection (works by various composers)

Anna Moffo and Margaret Price, sopranos; Brigitte Fassbaender, mezzo-soprano; RCA Victor Symphony Orchestra; New Philharmonia; American Symphony Orchestra; Chicago Symphony; Members of NBC Symphony; Royal Philharmonic; London Symphony; London Symphony Chorus; Margaret Hillis Chorus; Norman Luboff Choir; Leopold Stokowski

RCA GOLD SEAL 09026-68443

ADD; 14 CDs

Sound: B+, Performances: A to B



**T**his blockbuster box honors Leopold Stokowski, the first conductor to attain movie-star status and also the most famous audiophile-oriented conductor. He appeared in films and even stepped down from classical's lofty perch to shake hands with Mickey Mouse at the end of *Fantasia*. He never stopped performing and recording; in fact, when Stokowski died at age 95,

he had a contract to conduct a gala on his 100th birthday in 1982.

Some of Stokowski's best recorded performances came from his association with RCA Victor from 1954 to 1975. This collection is from that era and includes his 53 surviving stereo recordings; 25 of them have never been issued on CD before, and two

are issued for the first time in any format. The music, of course, is from analog tape masters, but this time BMG's restoration engineers have used just the right amount of noise reduction to tame annoying hiss without losing the upper frequencies.

Having Classic Records' recent LP reissue of four selections in the collection (*Rhapsodies*, LSC-2471), I couldn't resist comparing CD versus LP. There was more low bass on the LP, but they are otherwise virtually identical.

Stokowski recorded for several different labels in the late 1950s. The Gold Seal set's sound is superior to the EMI CD reissues of the original Capitol recordings but isn't up to the high level of Omega's CD reissues from Everest's original 35-millimeter masters.

An interesting technical point is that about half of the recordings in this set were originally done in four-channel during the quad era. BMG's engineers have remastered them in three-channel Dolby Surround (left, right, and surround), as they have done with quad masters of Tomita, Charles Gerhardt, Henry Mancini, and others. As with earlier efforts, comparisons against the original quad open-reel tapes reveal the CD versions to be rather poor imitations. As a matter of fact, when I applied Dolby Pro Logic decoding (or

Photograph: © Universal/MPTV

## maurice ravel

**Le Tombeau de Couperin,  
Parade pour une Infante  
Debutte, Ma Mère l'Oye,  
Une Barque sur l'Océan,  
and Alborada del Gracioso**

Lyor. National Opera Orchestra,  
Kent Nagano

ERATO 0630-14331; DDD; 68:50

Sound: A, Performance: A

The selections on this CD were composed for the piano first and orchestrated later. Since Maurice Ravel was a master orchestrator, conductors often program these gorgeous works as showpieces for

their players, with little thought as to interpretation. But Kent Nagano has given great attention to the subtle nuances, articulation, and rubato phrases of Ravel's music, and the result is marvelous. His creative approach is evident in almost every movement, creating an album that will satisfy not only the Ravel connoisseur but also the audiophile who loves grandiose orchestral recordings.



approach is evident in almost every movement, creating an album that will satisfy not only the Ravel connoisseur but also the audiophile who loves grandiose orchestral recordings.


Patrick Kavanaugh

ORIGINAL MASTER RECORDING™



20th

ANNIVERSARY  
1977 - 1997



**IF IT'S MUSIC WORTH LISTENING TO, IT'S WORTH MOBILE FIDELITY.**

For 20 years, Mobile Fidelity has been providing audiophiles and music enthusiasts with the ultimate listening experience. Our Ultradisc II™ 24-karat gold CD brings you the warmth and sweetness of analog with the realism of live music. By starting with the original master tapes and our proprietary mastering technology, The GAIN System™, we have become the leader in creating the most sonically accurate audio software in the world. You'll hear our difference; and, every beautiful nuance of the original recording. If it's worth listening to, it's worth listening to *Mobile Fidelity!*

**ULTRADISC II™** The Original 24-kt Gold Audiophile Compact Disc.

To receive a color catalog or The GAIN System™ technical paper, call 800-423-5759.

105 Morris Street • Sebastopol, CA 95472  
WWW URL address: <http://www.mofi.com/>



CIRCLE NO. 29 ON READER SERVICE CARD

In Canada call 800-267-1216 (Music Retailers)  
or 800 465-4434 (Hi-Fi Retailers)

### Velodyne VA-810XII

#### Powered Subwoofer

- 8" forward firing woofer
- 10" down firing passive radiator
- Built-in 100W (RMS) amplifier
- Passive 85Hz 6dB/octave slope hi pass
- Active adjustable 40Hz to 120Hz low pass
- Line/speaker inputs/outputs
- FR: 35Hz - 120Hz



Orig '699  
ACT FAST!  
**\$399**

### Denon

#### AVR-2500

#### A/V Receiver

- Dolby® Pro Logic
- 85W x 3 for L/C/R
- 25W x 2 for rear
- 11 Surround modes
- Digital signal processing
- Dual center channel design



Orig '1000

LIMITED QUANTITIES **\$499**

### Sonance S2000

#### In-wall Speakers

- Patented FlexBar bracketing system
- 5.8" Polycarbonate dome ferrofluid damped tweeter
- 6-1/2" Polypropylene cone woofer
- FR: 50-20KHz
- Impedance: 8Ω



Orig '329

SPECIAL OFFER! **\$149<sup>pr</sup>**



# DVD

**DVD PLAYERS AND SOFTWARE IN STOCK CALL FOR MAKE & MODEL**



### Spatializer HTMS-2510

#### Stereo Surround Sound System

- Get 3-D Stereo sound with only 2 speakers
- Compatible with THX®, Dolby Pro Logic and other surround systems
- Exclusive double detect and protect circuitry
- Advanced directional positioning
- Bass equalization

Orig '249

LIMITED OFFER! **\$119**

## Shopping for an Audio or Home Theater System?

Call for Sound City's FREE A/V catalog before investing in your next system! Our newest catalog features:

### SELECTION

We carry over 150 brands of the finest Audio/Video products in the industry.

### INFORMATION

Find out all you NEED to know about the latest in high tech gear BEFORE you buy.

### VALUE

Sound City specializes in products that have an especially good price/performance ratio. We believe that high performance need not mean high price! Call toll free & order now or e-mail us at [soundcity@ix.netcom.com](mailto:soundcity@ix.netcom.com)

**1-800-432-0007**

For Information & Customer Service: 973-263-6060

Come see us on the



**CALL & ORDER TOLL FREE**



SC#AUD97

simple L - R ambience extraction), I heard little difference in the surround sound fields generated from the Dolby Surround-encoded and standard stereo material in this 14-disc collection.

While not every selection in this massive set is a must-have, there are many standouts. Among them is a smashing Mahler Second Symphony I'm sorry I didn't know about years ago; it's nearly as emotional as Bernstein's performance but has better sound. Stoky's version of Menotti's ballet *Sebastian* is definitive. Dvorák's "New World" Symphony receives a fresh and vital interpretation, and Stokowski's avoidance of the maudlin gives the hackneyed "Pathétique" of Tchaikovsky a sense of strength. Beethoven's Third Symphony is a bit rough but certainly heroic. Wagner was among the colorful conductor's favorites, and the two discs devoted to selections don't disappoint; they even excited me, and I'm not a Wagner fan.

The Shostakovich Sixth and Khachaturian Third (both of which the conductor premiered for U.S. audiences) are about as close as we get in this collection to Stokowski's well-known support of contemporary works, but he conveys their Russian modernism in peerless fashion.

A couple of nits to pick: Reiner has it over Stoky in Rimsky-Korsakov's *Scheherazade*, and although the orchestral backing in Cappeloube's *Songs of the Auvergne* is superb, Anna Moffo is no Natania Davrath.

Stokowski's overblown but undeniably exciting transcriptions of Bach open and close this collection. Pedants had a fit over these arrangements, which made Bach's music more colorful and "hi-fi." Stokowski not only rearranged the music in his quest for better sound but also frequently experimented with repositioning sections of the orchestra. In live performance, he created the "Philadelphia sound" during his years with that orchestra. And for recording sessions, he tried different miking and mixing techniques. (He must have had a ball recording in quad!)

Four excerpts of Stokowski at work in rehearsals, some up to 22-minutes long, fill out the set. Stoky's politeness with his players shows he was not a martinet, though he was also not a jokester, à la Beecham.

Each CD in this compact box has an accompanying small booklet of notes, but the lack of an overall essay booklet, with photos, on one of the greatest conductors of the century seems a glaring omission in this otherwise fine offering.

John Sunier

# AARON COPLAND

## Fanfare for the Common Man, Rodeo, Appalachian Spring, Quiet City, and Billy the Kid

Cincinnati Pops Orchestra, Erich Kunzel

TELARC CD-80339; DDD; 76:40

Sound: A-, Performance: A

Presumably this CD is intended to replace the earlier Telarc disc (CD-80078) devoted to much of this same music as performed by the Atlanta Symphony under Louis Lane. The earlier CD omitted "Quiet City" and *Billy the Kid*, for a total playing time under 45 minutes. So the new one is a much better buy in terms of cost per minute and because it contains more of Aaron Copland's best-loved scores. Neither the sound nor the performance is quite up to the earlier standard, however. The Atlanta orchestra appears closer, and its soundstage is perhaps a mite shallower on my system, but detail is marginally crisper,

and it sounds—well, more convincing. The Cincinnati sound is subtly more artificial, with what I'd call a slight phasiness at times. Perhaps partly because of this sonic difference, small as it is, the Atlanta performance sounds more alert and fresh—though this difference, too, is minimal.

Let me guess. Judging from the sound in my listening room, I'd imagine that the earlier recording was made with a simple, spaced pair of omnidirectional microphones, probably suspended above the conductor, while



the Cincinnati pickup involved touchup mikes here and there. Perhaps not, but that's the way it sounds.

In sum, the present recording seems to take a big step forward in repertory but a tiny one backward in sound quality. But if you like the outgoing side of Copland's musical nature, you should find that the added repertory more than compensates for that misstep.

Robert Long



### Receivers

**SONY** **80% OFF**  
Mfr. Sug. Retail  
of \$1000

**Sony STR-G3**  
VisionTouch® A/V Receiver  
•110 watts x 2; 100 watts x 3 + 50 watts x 2 •Dolby Pro Logic  
•Digital Signal Processing  
•Point & click remote & graphic on-screen display  
**\$199<sup>99</sup>** (SON STRG3)

**Technics SA-EX310**  
•Home Theater, 70w x 2 or 70w x 4, Dolby Pro Logic, Dolby 3 stereo, A/V remote ..... **'199<sup>99</sup>**

**Sherwood RV-7050R**  
•110w x 2 or 80w x 3 + 60w rear, Dolby Pro Logic, Dolby Processor w/5 DSP modes, remote ..... **'249<sup>99</sup>**

**Harman Kardon AVR20 MKII**  
•60w x 2 or 50w x 3 + 20w (rear), high-current, Dolby Pro Logic, remote ..... **'299<sup>99</sup>**

**Denon AVR-1200**  
•A/V, 100w x 2 or 70w x 3 + 20w x 2, Dolby Pro Logic, 8 surround modes, remote ..... **'349<sup>99</sup>**

# J&R MUSIC WORLD®

### Ultra-Smooth Sounding CD Player

**HDCD COMPATIBLE VACUUM TUBE DESIGN**

**Dynaco CDV-PRO**  
HDCD Vacuum Tube CD Player  
•Plays standard & high-definition CDs  
•Dual 20-bit Burr-Brown D/A converters, Pacific Microsonics digital filter & tube output stage provide smooth, life-like sound •20-track programming •Headphone jack with volume control •Remote control  
**\$799<sup>99</sup>** (DYO CDVPRO)

### Audiophile

**AudioSource**

**AudioSource AMP Two**  
Power Amplifier  
•80 watts per channel, switchable to 200 watts mono •Auto-on signal sensing •A/B speaker switching  
**\$299<sup>99</sup>** (ASO AMPTWO)

**AudioSource AMP Three**  
•Power Amp, 150 watts/channel, switchable to 400 watts mono ..... **'399<sup>99</sup>**

**Dynaco Stereo 200**  
•Power Amp, 100 watts/channel, A/B speaker selector ..... **'399<sup>99</sup>**

**Dynaco PAS-4**  
•Vacuum Tube Preamp, MM phono preamp, 50% OFF Mfr. Sug. Retail (\$999) ..... **'499<sup>99</sup>**

**Sennheiser HD580**  
•Audiophile Headphones, circumaural design, velvet-covered ear cushions ..... **'279<sup>99</sup>**

### CD Players/Changers

**Technics**

**Technics SL-MC410**  
110 + 1 Disc Mega CD Changer  
•Group play with 14 preset musical genre names •Quick disc change mechanism •32-track programming •CD text search •Text edit •Remote  
**\$249<sup>99</sup>** (TEC SLMC410)

**TEAC CD-P1100**  
•Single-disc player, 16-track programming, headphone jack with volume, remote ..... **'99<sup>99</sup>**

**Technics SL-PD887**  
•5-disc changer, 32-track programming, delete programming, remote control ..... **'169<sup>99</sup>**

**JVC XL-M418BK**  
•6-disc magazine + 1 CD single play, 32-track programming, remote control ..... **'219<sup>99</sup>**

**Luxman D-357**  
•Single-disc, anti-resonant cabinet, 24-track programming, remote control ..... **'299<sup>99</sup>**

### Cassette Decks

**TEAC**

**TEAC V-8030S**  
Stereo Cassette Deck  
•3-heads/motors •Dolby S/B/C/HX-Pro •Quartz lock DD dual capstan drive •CD direct input •Remote •110/220 volts  
**\$699<sup>99</sup>** (TEA V8030S)

**TEAC V-377**  
•Dolby B, 1-touch record, peak-level meters, 110/220v ..... **'69<sup>99</sup>**

**JVC TDR462**  
•Auto-reverse, Dolby B/C/HX-Pro, fine bias control, cassette stabilizer ..... **'179<sup>99</sup>**

**Yamaha K-902GP**  
•Dual auto-reverse deck, Dolby B/C/HX-Pro, 4 motors, pitch control, remote ..... **'248<sup>99</sup>**

**TEAC V-1030**  
•3-heads, Dolby B/C/HX-Pro, fine bias control, electronic tape counter, 110/220v ..... **'249<sup>99</sup>**

### Mini Systems

**YAMAHA**

**Yamaha GX-50**  
Mini Audio System  
•45 watts/channel •3-disc CD changer •30 watts/channel •5-disc CD changer, dual auto-rev. cassette, AM/FM, remote ..... **'199<sup>99</sup>**

**Panasonic SC-AK20**  
•30 watts/channel, 5-disc CD changer, dual auto-rev. cassette, AM/FM, remote ..... **'249<sup>99</sup>**

**Denon D-C30**  
•45 watts/ch. •6-disc CD changer, dual auto-rev. cassette, AM/FM, 3-way speakers, remote ..... **CALL**

**Bose® Lifestyle® 8**  
•AM/FM tuner, CD player, 5 cube speakers & Acoustimass® bass module, remote ..... **'1399<sup>00</sup>**

**Aiwa NSX-A22**  
•20 watts/channel, 3-disc CD changer, dual cassette, AM/FM, remote ..... **'199<sup>99</sup>**

**YAM GX50** ..... **'399<sup>99</sup>**

### Speakers

**BOSE**

**Bose® 301® Series IV**  
Direct/Reflecting® Speakers  
•8" woofer •Two 3" tweeters in Free Space® Array •150 watt power rating •8 ohms •Black or rosewood grained cabinet  
[BOS 301-IV-BK] [BOS 301-IV-RO]  
**\$318<sup>00</sup>/pr.**

**Yamaha NSA-636**  
•20 watts/channel, 3-disc CD changer, 10-140 watts, black ..... pr. **'99<sup>99</sup>**

**TDL NFM1-BK**  
•Compact audiophile speakers, 2-way, 5" woofer, black ash or rosewood ..... pr. **'299<sup>99</sup>**

**Velodyne VA-79X**  
•Subwoofer, powered, 80 watts, 8" woofer & 10" passive radiator, black ..... **'399<sup>99</sup>**

**Bose® 501™ Series V**  
•Direct/Reflecting®, floorstanding, 5.25" woofer, 2 tweeters, 10-200 watts, black ..... pr. **'518<sup>00</sup>**

### JBL Specials

**JBL**

**65% OFF**  
Mfr. Sug. Retail  
of \$859.90

**JBL ARC90**  
3-Way Bookshelf Speakers  
•10" woofer •5" midrange •1" titanium tweeter •200 watts power handling •8 ohms •Black woodgrain finish  
**\$299<sup>99</sup>/pr.** (JBL ARC90)

**JBL SC305**  
•Center Channel, 2-way with two 5" woofers & titanium tweeter, shielded, black ..... ea. **'99<sup>99</sup>**

**JBL CL505**  
•Center Channel, 2-way, dual 5" woofers, shielded, 10-125 watts, black ..... **'199<sup>99</sup>**

**JBL Pro III Plus**  
•Ultra Compact Speakers (Pro III) + Subwoofer (B7), handles 100 watts ..... pr. **'199<sup>99</sup>**

**JBL 4312BK**  
•Control Monitors, 3-way, 12" woofer, front panel controls ..... pr. **'499<sup>99</sup>**

### Turntables

**THORENS**

**3 SPEEDS**

**Thorens TD180**  
3-Speed Belt Drive Turntable  
•33, 45, 78 r.p.m. •Automatic shut-off & auto-retract  
•Synchronous motor •External power supply •Includes phono cartridge  
**\$299<sup>99</sup>** (THN 180)

**Aiwa PX-E850**  
•Fully-automatic, includes built-in phono preamp & cartridge ..... **'119<sup>99</sup>**

**Technics SL-BD22K**  
•Semi-automatic, belt drive, pitch control with strobe, accepts P-mount cartridges ..... **'149<sup>99</sup>**

**Thorens TD280 Mk IV**  
•Belt-drive, 33/45, auto shut-off, includes Stanton cartridge ..... **'369<sup>99</sup>**

**Technics SL-1200II**  
•Professional Manual, direct-drive, quartz lock, pitch control ..... **'479<sup>99</sup>**

### Audio/Video Add-Ons

**TERK**

**Terk AM-FMQ**  
Powered FM Indoor/Outdoor Antenna  
•Selectable modes •Wideband enhances all radio broadcasts  
•Narrow band locks in on precise frequencies to minimize noise & interference  
**\$79<sup>99</sup>** (TRK AMFMQ)

**Sony RM-V12**  
•Universal Remote, preprogrammed, replaces 4 remotes ..... **'14<sup>99</sup>**

**One-For-All URC-8080**  
•a/vDirector® 8 Universal Home Theater Remote System, replaces 8 devices, backlit keyboard ..... **'59<sup>99</sup>**

**Terk AF-9925**  
•Pi AM/FM Amplified Antenna, 42 dB gain, omni/uni pick-up patterns ..... **'49<sup>99</sup>**

**Terk TV25**  
•Amplified TV Antenna, local/distant mode switch, complimentary symmetry design ..... **'79<sup>99</sup>**

### Hi-Fi Stereo VCRs

**Panasonic**

**Panasonic PV-S7670**  
S-VHS Stereo Hi-Fi VCR  
•4 heads •Spatializer™ Audio Processing •Digital auto tracking  
•VCR Plus+ with cable/DSS box control •Multi-brand TV/cable box remote with shuttle  
**\$399<sup>99</sup>** (PAN PVS7670)

**Panasonic PV-7450**  
•4 heads, high-speed Omnisearch, universal TV/cable box remote ..... **'189<sup>99</sup>**

**Sony SLV-675HF**  
•4 heads, crystal-clear freeze-frame, multi-brand remote ..... **'229<sup>99</sup>**

**JVC HR-S9400**  
•S-VHS, TimeScan with Dynamic Drum System, VCR Plus+, Pro-Style editing ..... **CALL**

**Sony SV-0200**  
•Amplified TV Antenna, local/distant mode switch, picture control, VCR Plus+ ..... **'1099<sup>99</sup>**

### DVD Players

**SONY**

**Sony DVP-S7000**  
DVD/CD Player  
•Over 500 lines of horizontal resolution •Plays DVD, audio CD & video CD formats •Remote control  
**CALL** (SON DVPS7000)

**Panasonic DVD-A100**  
•DVD/CD Player, LED display, 3 screen display formats including letterbox, remote ..... **'449<sup>99</sup>**

**RCA RC5500P**  
•DVD/CD Player, Built-in Dolby Digital (AC-3) decoder, shuttle control, remote ..... **'499<sup>99</sup>**

**Toshiba SD-3006**  
•DVD/CD Player, fluorescent display, Dolby Digital (AC-3) capable (with select receivers) ..... **'579<sup>99</sup>**

**Panasonic DVD-A300**  
•DVD/CD Player, built-in Dolby Digital Decoder (AC-3) & karaoke functions ..... **CALL**

### Music

**Pavarotti's**  
**LONDON**

**LON 458000**

**Luciano Pavarotti**  
Greatest Hits,  
The Ultimate Collection  
**\$27<sup>99</sup> \$15<sup>99</sup>**  
2-CDs 2-CASS

**Liszt: The Complete Ring Cycle,**  
Sir Georg Solti, *NEWLY REMASTERED*  
LON 455555 ..... 14-CD Set **\$125.86**

**The EMI Centenary Gala at**  
*Glyndebourne*  
ANG 56465 ..... CD **\$12.99**

**Vessellina Kasarova: Mozart Arias**  
RCA 68661 ..... CD **\$12.99**

**Cecilia Bartoli: An Italian Songbook**  
LON 455513 ..... CD **\$12.99**

..... CASS. **\$7.99**

CALL TO ORDER MUSIC REVIEWED IN THIS ISSUE!


**CALL US TOLL FREE FOR ITEMS NOT LISTED IN THIS AD SE HABLE ESPANOL**

SEND MONEY ORDER, CERTIFIED OR CASHIER'S CHECK, MASTERCARD, VISA, AMERICAN EXPRESS or DISCOVER CARD (include Interbank No., expiration date & signature) To: J&R Music World, 59-50 Queens Midtown Expy, Maspeth, Queens, NY 11378. Personal & business checks must clear our Authorization Center before processing. Shipping, handling & Insurance Charge (Continental US) is 5% of the total order with a \$4.95 minimum for orders up to \$500; 4% for orders over \$500 to \$1000; 3% for orders over \$1000 to \$1500; 2% for orders over \$1500 to \$2000; 1% for orders over \$2000. For heavy-weight/over-sized items, shipment by air, or to Canada, Hawaii, Alaska, Virgin Islands & Puerto Rico please call for information. DO NOT SEND CASH. Sorry, no C.O.D.'s. NY residents please add sales tax. ORDERS SUBJECT TO VERIFICATION & ACCEPTANCE. NOT RESPONSIBLE FOR TYPOGRAPHICAL OR PICTORIAL ERRORS. ALL MERCHANDISE SHIPPED BRAND NEW, FACTORY FRESH & 100% GUARANTEED. Some quantities may be limited. Copyright 1997 J&R Music World.  
City of N.Y. Dept. of Consumer Affairs License Nos. 0900310/0900615/0900616/0900617 **Order Code AU712**

Visit **J&R MUSIC WORLD** at 31 Park Row, NY, NY  
Shop By Phone or  
to order a **FREE CATALOGUE**  
**24 Hours A Day, 7 Days A Week**  
**1-800-221-8180**

# JAZZ ~ BLUES

## RECORDINGS



### Underground Courtney Pine

ANTILLES 314 537 745, 68:42  
Sound: B, Performance: A

With his big, burnished tone and colossal technique, tenor saxophonist Courtney Pine reigns as the crown prince of England's jazz scene. As a composer, however, he clearly reflects the U.K.'s fascination with hip-hop, acid jazz, and trip-hop, successfully merging divergent genres from past and present into his own vision of contemporary jazz.

Arriving in the late '80s as a Coltrane-modeled multi-instrumentalist (playing tenor, soprano, and baritone saxophones and bass clarinet), Pine began pushing bound-

aries and stretching his talents as soon as he began making records. *Closer to Home*, in 1990, appropriated reggae, 1991's *To The Eyes of Creation* explored boundary-stretching improvisation, while last year's *Modern Day Jazz Stories* entered electronica's sonic mayhem, grafting a noisy programmer and turntable-scratching DJ with jazz and funk. None of this genre-hopping would matter if Pine weren't a blazing soloist and an inventive composer, which his records have proven.

On *Underground*, Pine references such '60s soul-jazz progenitors as Eddie Harris and Cannonball Adderley for melodic focus. And with a fully American band comprising drummer Jeff Watts, pianist Cyrus Chestnut, trumpeter Nicholas Payton, bassist Reginald Veal, and guitarist Mark Whitfield—

plus the now familiar DJ Pogo (a holdover from *Modern Day Jazz Stories*) raising the instrumental ruckus with his turntable scratching—Pine seamlessly integrates musically current affairs with a bedrock of hard bop, free jazz, and soul jazz.

The album opens with the booming hip-hop beat of "Modern Day Jazz," then veers from the scorching free-form blowout heard on "The Book of... (The Dead)" to the prime soul jazz of "Oneness of Mind," where Pine doubles a brisk melody on tenor and soprano over Watts' bubbling cymbal pulse. The buoyant aplomb of "Children of the Sun" (where Pogo's turntable mixes it up with Whitfield's funky chording) gives way to the evocative "The In-Sense Song," on which Pine performs an exhilarating bass clarinet solo. Grooving easy like a song from Donald Byrd or Lee Morgan, "Oneness..." goes left after a Chestnut electric-piano solo as Pogo fires a barrage of turntable bullets, his brief cacophony sounding as natural as any horn player.

In fact, "natural" is *Underground's* one constant. In the '60s, jazz responded to both pop culture and national politics as easily as it accompanied grabbing a beer at the local bar. By melding '60s jazz with '90s influences through palatable melodies and powerful musicianship, Pine redresses the balance. *Underground* is evolution. *Ken Micallef*

## 3rd Perspective

**United Future Organization**  
ANTILLES 314 534 487, 52:27  
Sound: B, Performance: B

From jarring Latin jazz to *Kind of Blue*-tinted noir-scapes, the third album from Tokyo-based United Future Organization is a psychotic sonic cocktail that draws from '60s pop culture and music, particularly spy flicks. Mixing together spoken-word sound bites, swooping bass trombones, Farfisa organ, and twangy tremelo guitar, *3rd Perspective* resembles a deranged production with a cast of thousands.

"Spy's Spice (Mon Espionne)" uses a funky big band as action-adventure cyclone, while "Nica's Dream" reworks Horace Silver's jazz standard with baritone sax, *Dr. Who* sirens, and *Goldfinger*-ish guitars. Moody piano and Raymond Chandler dialog informs "The Moving Shadows," closing this rambunctious effort with a cinematic, late-night feel. *Ken Micallef*

Photo: © Antilles Records, 1992

# In Your 20s?

Then you can't miss SWING, the bold new magazine that celebrates the achievements, salutes the drive, and fuels the fire of your generation.

SWING is for people like you who are busting at the seams with dreams, ideas, aspirations, and a life in full swing. SWING is a general interest magazine about issues and personalities which define this generation -- with articles that not only entertain and amuse, but motivate and inspire you, like:

- Where to live** - The 10 best places for twenty somethings
- Who to watch** - "30 under 30" in business, entertainment, technology, politics, sports, the arts
- Where to go** - The world's 10 best meeting places
- What to do** - 100 things to do before you turn 30
- What to buy** - Timely and reliable reviews of new products, books, movies, and music
- How to enjoy it more** - Sex, relationships, marriage, jobs

SWING... the only magazine written by, for, and about people in their 20s. Just fill out the attached card, and we'll take care of

If the attached card is missing, send your

**YES! Rush me my free issue of SWING!**



**RISK FREE**

If I'm delighted, I'll receive 9 more issues (10 issues total - 1 year) and be billed for \$9.97. I save over 66% off the newsstand cost of \$29.50! If SWING doesn't measure up, I'll write 'cancel' on my bill and owe nothing. The free issue is mine to keep.

**Relationships, Issue now!**

Name			
Address			
City	State	Zip	

Allow 4-6 weeks for delivery of first issue. In Canada, prepay in US funds for \$19.97; other foreign orders cost \$23.97 prepaid in US funds.

**SAVE 66%!**

**CD STORAGE CONNECTION**  
 CALL 1-800-445-6066 9AM-5PM EST  
 FOR ADVERTISING INFORMATION

# GET THE POINT.



The point is that LOVAN's patented modular "trisolation" system is the most elegant method of eliminating unwanted vibration in your quality audiophile and home theater components.



Classic II Hi-Fi Rack

Your system will look and sound better than ever, showcased in our Classic I, Classic II, Pyramid AVR and Sovereign racks. You can obtain all the beauty and performance of LOVAN audio/video furniture at a price that is practically beyond belief. See your local LOVAN dealer and get the point. After all, compared to LOVAN, everything else is pointless.

All LOVAN Products are Distributed Exclusively By  
**AXCESS MARKETING**  
 1306 Kingsdale Ave. • Redondo Beach, CA 90278  
 For More Info Call (310) 793-7676  
 Int'l distribution (714) 774-3118

**NEW SERIES B**  
 MODULAR HARDWOOD  
 CABINET SYSTEM

PROVIDES UNLIMITED STORAGE  
 FOR CDS, DVDS, VIDEOS, LPS,  
 LASERDISCS, CASSETTES & COMPONENTS.

DOESN'T YOUR COLLECTION DESERVE THE BEST?  
 FIND OUT JUST HOW AFFORDABLE TOP QUALITY IS.  
 REQUEST INFO KIT 1 & GET ALL THE FACTS...

CALL: 800-432-8005  
 FAX: 973-667-8688  
 E-MAIL: [SORICEAV@AOL.COM](mailto:SORICEAV@AOL.COM)

  
 PO BOX 747-1A, BUTLEY, NJ 07110  
[HTTP://WWW.SORICE.COM](http://www.sorice.com)

**BILLY BAGS**  
 AUDIO/VIDEO FURNITURE  
 DESIGN

*"We'll even design a piece to your exact specifications!"*  
 Our **CUSTOM** design department is fast and affordable. We also offer over 100 stock designs of unequalled quality.



R2D2 T.V. Stereo Rack



PRO1000 Holds 1000 CDs



The Audio Duster  
A Must  
Now only \$19.95



5000-1 Audio Console



AV4020 Entertainment Center

Call us today for your local dealer and a copy of our detailed Newsletter with product photos and specifications...

**4147-A Transport St. • Ventura, CA 93003**  
**805/644-2185**  
 Fax: 805/644-0434 • E-mail: [billy@billybags.com](mailto:billy@billybags.com)  
<http://www.billybags.com>

*Infinite CD capacity*

*Imagine 270 CDs in one drawer.  
 Then, imagine modular media cabinets.  
 Now, let your imagination run wild...*

*Please call to receive a catalog on  
 storage cabinets you can't outgrow.*

**800-387-9790**  
 Fax: 905-475-1154 [www.can-am.ca](http://www.can-am.ca)

**C A N - A M**


FOR ADVERTISING INFORMATION, CALL 1-800-445-6066. 9AM-5PM EST

P.O. BOX 7413  
 RED OAK, IOWA 51591-2413



Modular		Tabletop
stackable		Rail Rack
oak units		Component Rack
hold all		Drawers
recording		Dolly
formats &		
components		

America's best disc, tape and component storage system  
 Free mail-order brochure  
 (please mention Audio)  
 Per Madsen Design (415) 822-4883  
 P.O. Box 882464, San Francisco, CA 94188



STORADISC™ - See why CD Review picked our Library Series as their "top choice". Fine-furniture quality in a variety of finishes and sizes. Call or write DAVIDSON-WHITEHALL, 555 Whitehall Street, Atlanta, GA 30303. 1-800-848-9811.

**The Ultimate STORAGE CABINET**  
 Made in USA



MasterCard  
 VISA

**The Cube**  
 by Lorentz Design

Stores  
 306 CD's  
 for any combination  
 of CD's, CD-ROM, VHS, Cassettes, etc.

• Featuring our patented ALLSTOP STORAGE SYSTEM, no slots, no plastic molds, no wasted space • Full-extension drawer slides • From high quality oak veneers and hardwood • 23" H x 19 1/2" W x 17 1/2" D • Fully assembled • Stackable •

to order or for a free, color brochure  
 Call **800-933-0403**  
 LDI, Inc. • P.O. Box 277 • Lanesboro, MN 55949.  
 Fax: 507-467-2468 • E-mail us your brochure request at [lorentz@polaristel.net](mailto:lorentz@polaristel.net)

**The AUDIO CD STORAGE CONNECTION**

puts manufacturers of CD storage units in touch with the ideal audience...  
 CD purchasers unsurpassed in size, buying activity & the need for storage of their ever-growing CD collections!  
 For advertising information call:

**1-800-445-6066**  
 (Monday-Friday, 9-5 EST)  
 or Fax 212-767-5624

CALIFORNIA

Components that define the **PRESENT**      Systems that anticipate the **Future**

**Reference**  
 AudioVideo

(800) 947-4434      Expert Advice  
 (310) 517-1700 so. cal.      Courteous Service  
 (310) 517-1732 fax      Competitive Prices

18214 Dalton Ave., Dept. A      Visit our web site:  
 Gardena, CA 90248      [www.reference-av.com](http://www.reference-av.com)  
 e-mail: [rav2000@aol.com](mailto:rav2000@aol.com)

ADA	CITATION	MAGNUM DYNALAB	SONANCE
ATLANTIC TECH.	CREEK	MERIDIAN	SONY
AUDIOEASE	DCM	MIRAGE	SPECTRON
AUDIBLE ILLUSIONS	DENON	MITSUBISHI	STRAIGHTWIRE
AUDIO CONTROL	FANFARE	NAD	TARGET
AUDIO POWER	GRADO	NESTOROVIC	THORENS
AUDIOQUEST	HAFLER	NILES	TICE
BAG END	HARMAN KARDON	NITTY GRITTY	TOSHIBA
BALANCED AUDIO	INFINITY	ONKYO	TOWNSHEND
BYSTON	JAMO	PIONEER ELITE	TRIAD
CAL AUDIO LABS	JBL SYNTHESIS	PROAC	VON SCHWEIKERT
CARDAS	KEF	PSB	VPI
CARVER	KIMBER KABLE	ROOMTUNE	WIREWORLD
CARY	LINN	SHARP	XLO
CELESTION	LUTRON	SME	... and more

MASSACHUSETTS

The Best Values In Hi End Hi-Fi.


**audio studio**

Authorized sales and service for:  
 Audible Illusions, Audioquest, B&K, Beyerdynamic, Counterpoint, Dual, Klyne, Maplenoll, Marantz, Mirage, Mission, Monster Cable, Morel, NAD, Nakamichi, Oideion Products, Ortofon, Project, Proton, QUAD, Renaissance Audio, Revox, Sennheiser, SME, Shure, Stax, Straight Wire, Sumiko, Thorens, Velodyne, VPI, and many more.

414 Harvard St., Brookline, MA 02146  
 (617) 277-0111  
 FAX (617) 277-2415  
 INTERNATIONAL BUSINESS ACCEPTED

NEW HAMPSHIRE

**New England's**  
 friendly,  
 low hype,  
 no bull,  
 high-end  
**audio/video specialist**



Levitz Plaza • 166 Daniel Webster Highway  
 Nashua, New Hampshire 03060  
 TELEPHONE: 603.888.9777

MARK LEVINSON, MARTIN-LOGAN, PARADIGM, PIONEER ELITE, ROTEL, VANDERSTEEN, & MORE

**a/v ensemble**

ILLINOIS

**ELECTRIFY**  
 YOUR LISTENING EXPERIENCE



FOR YOUR FREE CATALOG  
 CALL **1-800**  
**AUDIO-HI**  
 (1-800-283-4544)

**LEGACY**  
 A U - E - I - O  
 3211 SAATCHYON AVE.  
 SPRINGFIELD, IL 62702

MICHIGAN

**POWER**  
 To The People



FOR A FREE CATALOG CONTACT  
**ME-NIS-CUS**  
 MENISCUS AUDIO GROUP

4669 S. Division  
 Wyoming, MI 49548  
 1-800-536-3691  
 E-mail: [meniscus@iserv.net](mailto:meniscus@iserv.net)

**10,000 Satisfied Customers Strong**

NEW JERSEY

**Avalon Audio Video**  
 Reasonable, High-End Equipment for  
 Music, Home Theater, Surround Systems  
 Robert Trollinger, Jr.  
 Rt. 541, Medford, New Jersey  
 Personalized Service & In-Home Setup

Acurus	Millennium
Amfi	Mirage M Series
Angstrom	MSB
Aragon	N.E.A.R.
Aragon Palladium	Parasound
B&K	Seleco
Bryston	StraightWire
Chiro & Kinergetics	Sunfire
Da-Lite	Target
Hologram	Tributaries
Lexicon	Velodyne
Meadowlark	And More...

Tel/Fax: 609-654-7752      [www.avalonav.com](http://www.avalonav.com)

NEW YORK

**AUDIO VIDEO CREATIONS**  
"HOOKED ON SONICS"

- |                |                 |
|----------------|-----------------|
| AMPRO          | MITSUBISHI      |
| ANGSTROM       | NHT             |
| ANTHEM         | NILES           |
| APOGEE         | ONKYO           |
| BASIS          | PIONEER ELITE   |
| B&K            | PSB             |
| BELL'OGGETTI   | SHARPVISION     |
| CONRAD JOHNSON | SONANCE         |
| DWIN           | SONY            |
| FAROUJJA       | SONIC FRONTIERS |
| HARMON/KARDON  | STRAIGHTWIRE    |
| JBL            | STEWART         |
| KRELL          | SUNFIRE         |
| MARTIN-LOGAN   | TRANSPARENT     |
| MAGNUM DYNALAB | VPI             |
| MIRAGE         | XLO             |

AND MORE:

999 NORTHERN BLVD.  
MANHASSET, NY 11030

Phone 516-365-4434 • Fax 516-365-6285

NEW YORK

**SHOP US  
LAST**

FACTORY AUTHORIZED DEALERS  
**HOME THEATER**

SINCE 1979  
ADS • ALPINE • ATLANTIC TECH  
BOSE • CARVER • DENON • INFINITY  
KENWOOD • NAKAMICHI  
ONKYO • SONANCE • SONY ES  
VELODYNE • YAMAHA  
and many we can't print!

**CAR STEREO**

**The Sound Approach**

6067 Jericho Tpke., Commack, NY 11725

**800-368-2344**

FULL FACTORY WARRANTY

IN-STORE WARRANTY

PENNSYLVANIA

**Hi-Fi4Less** 800-513-8555  
1234 Shelmire Ave  
2nd Floor  
Philadelphia, PA 19111  
M-S 10-11 Sun 11-7 est.

**Our Name Says It All**

Amplifiers **PRE-AMPS**  
Receivers  
Speakers **dts DVD**  
Projection TVs **Speaker wire**  
**INTERCONNECTS** CD Players  
**And So Much More...**

email [HiFi4Less@aol.com](mailto:HiFi4Less@aol.com)  
Returns may be subject to a restocking fee.  
Shipping charges are non-refundable

PENNSYLVANIA

**VIDEO PLUS AUDIO**  
6533 Roosevelt Blvd., Philadelphia, PA 19049  
If you don't see what you're looking for, please call!

**SPEAKERS & SUBS** **AUDIO COMPONENTS**

**HOME THEATER PACKAGES** **VIDEO EQUIPMENT**

Acoustic Research  
Atlantic Technology  
Bose, Canon  
harmon/kardon  
Jamo, JBL,  
JVC, Kenwood,  
Monster Cable, NAD  
Sony, Toshiba, Infinity  
and much more!

or call us for door to door delivery  
**800-226-6784**  
<http://www.videoplusaudio.com>  
email: [DTLVPA@aol.com](mailto:DTLVPA@aol.com)

NEW YORK

**AUDIO OUTLET**

Serving the Discriminating Music Lover Worldwide


we are authorized dealers for:

- \* Acurus \* Aesthetix \* Altis Audio \* AMF \* Angstrom \* Aragon \* Artemis  
\* Atlantis \* Audio Artistry \* Audiolab \* Audio Matiere \* Audio Physic  
\* Basis \* BEL \* Benz Micro \* Black Diamond Racing \* Cardas \* Cary \* CEC  
\* Celeste \* Chang LightSpeed \* Citation \* Clearaudio \* Conrad Johnson \* Copland  
\* Creek \* CWD \* Day-Sequerra \* Densen \* Discovery \* Eminent Tech.  
\* Encore \* Epos \* Fanfare FM \* Gold Aero \* Golden Dragon \* Golden Tube  
\* Grado \* Graham Eng. \* Harbeth \* Illuminati \* Immedia \* Joule Electra  
\* Kimber Kable \* Klyne \* Kuzma \* LAMM \* Lyra \* Magnan & Signature  
\* Magnum Dynalab \* Magro \* Marigo \* Martin-Logan \* Melos \* Michael Yee  
\* Micromega \* Mod Squad \* Monarchy \* Muse \* Nakamichi \* NEAR  
\* Nitty Gritty \* Noisetrapper \* Nordost \* OCM \* Paradigm \* Paradigm Ref.  
\* Parasound \* Plinius \* ProAc \* Project Series \* Purist Audio (PAD) \* PSE  
\* Rega \* Roomtune \* Salamander \* Sennheiser \* Shakti \* Siltech \* SME  
\* Solidsteel \* Sota \* Sound Anchor \* Sovtek \* Standesign \* Straightwire  
\* Sumiko \* Sunfire \* Svetlana \* Symposium \* Target \* Tesla \* Tice \* TIFF  
\* Totem \* Townshend \* Transfiguration \* van den Hul \* Verity Audio  
\* Versalabs \* Western Electric \* Wilson Audio \* XLO Electric \* YBA and more

914-666-0550 • fax 914-666-0544  
69 S. MOGER AVENUE MOUNT KISCO, NY 10549

Mon.-Fri. 10am-7pm ET, Thurs. 10am-8pm ET, Sat. 10am-5pm ET  
[audiooutlet@aol.com](mailto:audiooutlet@aol.com) <http://www.audiooutlet.com>

To get your copy of Audio Outlet's Reference Guide and a \$10.00 discount coupon good on your first purchase of \$50.00 or more, send \$4.00 along with your mailing address or call with your credit card information.



All Major Credit Cards Are Welcome  
No Money Down Financing Available

TEXAS

**AUDIO BY DESIGN**

MAKE US AN OFFER... WE DELIVER!

- |            |                 |
|------------|-----------------|
| Acurus     | Onkyo           |
| Aragon     | Paradigm        |
| Arcam      | Parasound       |
| AudioQuest | Platinum Audio  |
| Bryston    | Quicksilver     |
| CAL Audio  | Rega            |
| Citation   | Ruark           |
| Creek      | SharpVision     |
| Denon      | Synergistics    |
| Epos       | Sonic Frontiers |
| Jolida     | Stand Design    |
| Kimber     | Threshold       |
| Mirage     | VPI             |
| Niles      | Wharfedale      |

FACTORY AUTHORIZED  
3-DAY FEDEX SHIPPING

**(512) 458-1667**

911 W. Anderson Ln. #116  
Austin, TX 78757

VIRGINIA

**THE BEST  
IN HOME GROWN  
AUDIO**

With over 20 years of experience in hi-end audio equipment, we proudly inventory the following products:

- |                  |           |
|------------------|-----------|
| ◆ Quad           | ◆ Sendor  |
| ◆ Accuphase      | ◆ Hora    |
| ◆ OCM            | ◆ Kimber  |
| ◆ Magnum Dynalab | ◆ B&K     |
| ◆ Cardas         | ◆ Acrotec |
| ◆ Clayton        | ◆ YBA     |
| ◆ Von Schweikert | ◆ Alon    |
| ◆ Joule Electra  | ◆ Creek   |

We have a huge assortment of accessories and many more brands to choose from. We also offer a large inventory of used equipment.

Call For Information Toll Free:  
**1-800-752-4018**



**Hi-Fi Farm**

616 Plaza, Suite 5, Moneta, VA, 24121

Or Order On Line At:

<http://www.hififarm.com>

## DEALER SHOWCASE

### WISCONSIN

**the Happy Medium**

www.HappyMedium.com

• ARCHITECTURAL AUDIO	• FIELD RECORDERS
• DAT	• DSS
• MINIDISC	• SONY DST
• WORLD BAND RADIO	• CUSTOM INSTALLATION
• PRO WALKMAN	• HOME THEATER
• CABLES	• ACCESSORIES

• ADS	• NAD
• AMC	• NAKAMICHI
• ATLANTIC TECHNOLOGY	• NILES AUDIO
• BANG & OLUFSEN	• ONKYO
• CARVER	• PANAMAX
• CELESTION	• POLK AUDIO
• GRADO	• PSB SPEAKERS
• HARMAN KARDON	• SANUS SYSTEMS
• JVC	• SUNFIRE
• KEF	• SONY ES
• LEXICON	• TARGET
• MONSTER CABLE	• THORENS

430 State Street • Madison, WI 53703 • FAX (608) 255-4425

## 1-800-906 HI-FI (4434)

**PLEASE NOTE:** It is impossible for us to verify all of the claims of advertisers, including product availability and existence of warranties. To confirm that an advertiser is authorized to sell a product, we suggest you contact the manufacturer directly. Please review our *Tips for Mail Order Purchasers* in this section.

## AUTHORIZED

**OUR 22ND YEAR! CALL 1 (800) 826-0520. ★**  
**NAD ★ SONY ES ★ ONKYO ★ CARVER ★**  
**KEF ★ HARMAN KARDON ★ LEXICON ★ AD-**  
**COM ★ NAKAMICHI ★ AMC ★ POLK AUDIO**  
**★ SUNFIRE ★ ATLANTIC TECHNOLOGY ★**  
**PROAC ★ TARGET ★ VELODYNE ★ PSB ★**  
**PANAMAX ★ MONSTER CABLE ★ JAMO ★**  
**GRADO ★ AUDIOCONTROL ★ CELESTION**  
**★ THORENS ★ SANUS SYSTEMS ★ NILES**  
**AUDIO ★ OMNIMOUNT ★ SOUNDSTREAM**  
**★ ROCKFORD FOSGATE ★ SOUND SELLER,**  
**BOX 224, 2808 CAHILL, MARINETTE, WI**  
**54143-0224.**

**AV ELECTRONICS**  
HOME THEATER - DVD

**800-359-8200**

**AUTHORIZED DEALER**  
FOR EVERY COMPONENT SOLD!

1585 ROUTE 46 EAST, LITTLE FALLS, NJ 07424  
 TEL: 973 256-1122 • FAX: 973 256-5388

www.avielectronics.com

## AUDIO UNLIMITED

Authorized dealer for: ACCUPHASE, Acoustic Energy, Acrotec, Aesthotix, AIR TIGHT, Audio Artistry, AudioCraft, Audio Meca by Pierre Lume, AudioNote, Basis, Benz-Micro, Cary, Chang, Charlo, CODA, Continuum, DaySequerra, Dynavector, Ensemble, Graaf, Graham, Harbeth, High Wire, Kuzma, Magnum Dyalab, Merel, Micro-Seiki, Morch, MUSE, Musical Design, Music Metre, Odeon, Onix, Oracle, Rega, Sendor, Symphonic Line, Systemdek, TANNÖY, Totem Transfiguration, VanDenHul, Wheaton, YBA, XLO, Zoethecus, and more....Call, Write or Fax for more information. John Barnes @ Audio Unlimited, 2341 Weest Yale Ave Englewood, Co, 80110. Phone/Fax 303-691-3407. Visa and Mastercard Accepted.

## AUTHORIZED

CALL STEREO WORLD for GREAT DEALS on all your Car Stereo needs! Many quality brands at DISCOUNT prices! Free UPS shipping! Call or write for FREE sales flyer! (914) 782-6044, POB 596, Monroe, NY 10950. OUR 10TH YEAR! E-MAIL: caraudio@infi-net.com

## AUDIOPHILE & SCHOLAR

UNIVERSITY AUDIO SHOP, MADISON, WI  
 AUDIO RESEARCH, KRELL, Linn, YBA, Aragon, Acurus, B&K, MARTIN LOGAN, VANDERSTEEN, NHT, PARADIGM, Spica, Hales, Totem, Von Schweikert, Ariel, Creek, EAD, Micromega, CAL, Golden Tube, Tara, Lexicon & Thiel. (608) 284-0001.

## FOR SALE

### AUDIO CONNECTION NEW JERSEY'S BEST SELECTION

• Vandersteen	• Rotel	• Wadia
• B and W	• Sonic Frontiers	• Cary
• Proac	• Audible Illusions	• Arcam
• Kimber Kable	• AudioQuest	• Audiolab
• Caudas	• Quicksilver	• Ayre

\* No mailorder: B&W, Rotel

615 Bloomfield Avenue, Verona, New Jersey 07044  
 Phone: (201) 239-1799 • Fax: (201) 239-1725

**SINGERS! REMOVE VOCALS**

Unlimited, Low Cost, Instantly Available Background Music from Original Standard Recordings! Does Everything Karaoke does... Better and gives you the Thompson Vocal Eliminator™ Free Brochure & Demo Tape.

LT Sound Dept AD-1  
 7980 LT Parkway, Lithonia, GA 30058  
 Internet: http://ltsound.com  
 24 Hour Demo/Info Request Line (770) 482-2485-Ext 51  
**When You Want Something Better Than Karaoke!**



THE NEW PRODUCTS ARE HERE! The UTP-1 (\$1295) and the UCD-1 (\$995) combine improved sound with new cosmetic appeal. Our Basic Player (\$549) and the Reference One transport (\$649) have made BOUND FOR SOUND'S Components of Merit list. Low jitter kits still available. G&D TRANSFORMS, (602) 650-1155. E-mail Transforms@aol.com

## AUDIO CABLES & MORE



**DON'T PAY EXORBITANT PRICES  
! FOR TOP QUALITY !**

We have equaled the high-priced brands. Sonic equivalents at a fraction of their cost. We demystify wire technology. Ask for literature.

AND MORE! DACS, Anti-Jitter Units, CD Players/Transports, Speaker Stands, Speakers, Home Theater, Prologic, Accessories-& MORE. Call 800-321-2108 24hrs./day for free catalog.

### L A T INTERNATIONAL

Dept. A 317 Princetown Road  
 Cherry Hill, NJ 08034

### MUSICAL CONCEPTS SIGNATURE

Signature mods have arrived with HyperFast diodes, BlackGate caps. Add HyperFasts and BlackGates to any component! Signature updates available for previous mods! Specialized mods for Adcom, Audio Alchemy, B&K, Dyna (tubes too!) and Hafler! NEW!!! Single-Ended PA-3 frontend board for Hafler amps—unbelievable sound! Signature CD Players are ready! Highly regarded CDT-4 Transport \$795. Marantz, Rotel, Pioneer CD mods. Musical Concepts, 5749 Westwood Dr., St. Charles, MO 63304. 314-447-0040.

FOR TWENTY-FIVE YEARS WE HAVE BEEN THE SOURCE FOR ALL OF YOUR BLANK AUDIO/VIDEO TAPES AND ACCESSORIES, EVEN REEL-TO-REEL TAPES FOR STUDIOS, AT DISCOUNTED PRICES. CATALOG AVAILABLE. SOUND INVESTMENT CORPORATION, 3586 PIERCE DRIVE, CHAMBLEE, GA 30341. (800) 659-TAPE (8273), IN GA (770) 458-1679. FAX: (770) 458-0276.

## TIPS FOR MAIL ORDER PURCHASERS

It is impossible for us to verify all of the claims of advertisers, including product availability and existence of warranties. Therefore, the following information is provided for your protection.

1. Confirm price and merchandise information with the seller, including brand, model, color or finish, accessories and rebates included in the price.
2. Understand the seller's return and refund-policy, including the allowable return period, who pays the postage for returned merchandise, and whether there is any "restocking" charge.
3. Understand the product's warranty. Is there a manufacturer's warranty, and if so, is it from a U.S. or foreign manufacturer? Note that many manufacturers assert that, even if the product comes with a U.S. manufacturer's warranty card, if you purchase from an unauthorized dealer, you are not covered by the manufacturer's warranty. In addition to, or instead of, the manufacturer's warranty, the seller may offer its own warranty. In either case, what is covered by warranty, how long is the warranty period, where will the product be serviced, what do you have to do, and will the product be repaired or replaced? You may want to receive a copy of the written warranty before placing your order.
4. Keep a copy of all transactions, including cancelled checks, receipts and correspondence. If you pay by credit card, you may have a greater recourse in the event the advertiser does not perform. (Check the complaint procedures of your credit card companies). For phone orders, make a note of the order including merchandise ordered, price, order date, expected delivery date and salesperson's name.
5. If the merchandise is not shipped within the promised time or if no time was promised, 30 days of receipt of the order, you generally have the right to cancel the order and get a refund.
6. Merchandise substitution without your express prior consent is not allowed.
7. If you have a problem with your order or the merchandise, write a letter to the seller with all the pertinent information and keep a copy.
8. If you are unable to obtain satisfaction from the seller, contact the consumer protection agency in the seller's state or your local Post Office.

If, after following the above guidelines, you experience a problem with a mail order advertiser that you are unable to resolve, please let us know. WRITE to Susan Ross, Special Marketing, 45th floor, Hachette Filipacchi Magazines, 1633 Broadway, NY, NY 10019. Be sure to include copies of all correspondence.

CLASSIFIED ADVERTISING  
FOR ADVERTISING INFORMATION  
CALL 1-800-445-6066, 9AM-5PM EST.

FOR SALE

WHOLESALE CONNECTION

TO ORDER CALL 1-800-226-2800  
http://www.wholesaleconnection.com

Table listing various audio equipment categories such as Receivers, Home Speakers, CD Players, and Mini Systems with specific model numbers and prices.

Call for Brands & Models Not Listed  
24 HR. FAX (516) 564-9593  
We accept M/C, Visa, Amex, & C.O.D.  
WHOLESALE CONNECTION 361 Charles St., West Hempstead, NY 11552  
P.O.'s Welcome  
We ship UPS & FEDEX

NEW WORLD AUDIO  
WHOLESALE PRICES  
STOP PAYING RETAIL  
(800) 311-0392  
Products come with manufacturers warranty or NWA warranty

SAVE 40% ON HIGH-END home speakers, subwoofers, amplifiers. FREE CATALOG, 3023 E. Sangamon Ave., Springfield, IL 62702. 1-800-283-4644.

JPS LABS now has a very special line of AC cords to add to the very popular SUPERCONDUCTOR line of cables. Please contact us at (716) 685-5227 or visit www.jpslabs.com and get wired now.

AUDIO BY VAN ALSTINE FET-VALVE hybrid tube and Omega III active feedback preamplifiers, amplifiers, DACs, inverters, more, achieve dynamic liquidity, stunning clarity, rugged durability through precision engineering. Plus economical AVA kit or wired circuits for classic Dynaco and Hafler chasis attain ultimate musical faithfulness. Free illustrated catalog! Audio by Van Alstine, 2202 River Hills Drive, Burnsville, MN 55337. (612) 890-3517. Fax: (612) 894-3657. info@avahifi.com http://www.avahifi.com/

HI FI EXCHANGE. Large selection of quality USED highend components at huge discounts. We buy, sell & trade. Call for inventory list. (718) 423-0400 or visit our showrooms at 251-11 Northern Blvd, Little Neck, NY 11363.

STEVE'S CONSIGNMENT SHOP HI FI FARM AND STEVE'S AUDIO ADVICE NOW OFFERS CONSIGNMENT OPPORTUNITIES FOR THE USED AUDIO MARKET. TOP DOLLAR OFFERED. CALL FOR INFORMATION. NEW EQUIPMENT ALSO. CALL 1-800-752-4018.

AUDIO/VIDEO DEALS  
www.leshoppe.com

USED & DEMO HIGH-END & HOME THEATER EQUIPMENT AT UNBELIEVABLE SAVINGS! CALL OR E-MAIL OR FAX FOR YOUR FREE CATALOG—VOICE/FAX: 609-799-9664. E-MAIL: SavantSavantAudio.com WWW.SavantAudio.com

SATURDAY AUDIO EXCHANGE—Chicago's Source For Discontinued, Demo, Used & New Home Audio Equipment For 15 Years. For Information Call 773-935-U-S-E-D Or See Our Online Catalog At http://saturdayaudio.com

FRIENDLY PEOPLE, EXPERT ADVICE, AND THE LOWEST PRICES!  
ABC American Buyer's Club Int.  
1-800-354-1324  
FAX your order: 908-294-7480  
VISIT OUR WEBSITE WWW.STEREOABC.COM

Table listing audio equipment under categories: RECEIVERS, SPEAKERS, SEPARATES, DVD PLAYERS, LASER DISCS, and SUBWOOFERS.

FOR SALE

WALKMANS:AM/FM radio, stereo cassette player with head-phone & Bass Boost system \$12.75 ea. includes shipping & U.S.A. warranty. 1-888-718-9123; Visa/MC. M.-Th. 8:30am-6:30pm; Fr. 8:30am-12:00pm; Su. 10:00am-5:30pm EST.

FREE SHIPPING! PLUS: FRIENDLY ADVICE! MIRAGE, PS, KEF, PARASOUND, KINERGETICS, NAD, AUDIOQUEST, CARVER, KIMBER, STRAIGHTWIRE, MORE! READ BROTHERS, 593 KING, CHARLESTON, SC 29403. (803) 723-7276.

DJ & Nightclub Sound, Lighting & Video CATALOG

FREE 88-Page Catalog with a huge selection of name brand professional gear for DJs, Clubs & Musicians all at discount prices!  
Call Today 800-672-4268  
Mail Order Center: 11711 Monarch St., Garden Grove, CA 92841. Retail Super Store: Music To The Max 14200 Beach Blvd., Westminster, CA 92683 (714) 379-1994



PRO SOUND & STAGE LIGHTING™ OUR 20th YEAR!

Buy-Sell-Trade

All brands of High End Audio Since 1979

AUDIO CLASSICS

FREE condensed catalog! 8AM-5PM ET Monday-Friday

607-766-3501  
www.audioclassics.com  
3501 Old Vestal Rd., POB 501AAA, Vestal, NY 13851

LOUDSPEAKERS



\$499/PR JBL 4312C(BK), \$799/PR JBL 4312MKII MONITORS NEW! USED BY 70% OF RECORDING STUDIOS FOR MIXING & EVALUATION. 12db X-OVER NETWORK, 3-WAY WITH 12" WOOFER, 5" MIDRANGE & DOME TWEETER, 100 WATT CAPACITY. MFC. LIST \$950/\$1380 WALNUT. JBL PARAGONS \$9,999, HARTSFIELD O85s \$6,999(REPRO)-\$17,999(ORIG)/PR. OLYMPUS S8-R \$3,999/PR-L200 \$1,999/PR. W.E. 300Bs \$350/EACH(NEW) CATALOG \$10. SHIPPED WORLDWIDE (UK-\$297, EUROPE-\$325, JAPAN-\$350). VISA/MC. HAL COX, SINCE 1947. (415) 388-5711, FAX: (415) 388-3359. 164 TAMALPAIS AVENUE, MILL VALLEY, CA 94941. SAN FRANCISCO AREA.



# SOLEN

EUROPEAN SPEAKER DRIVER UNITS CATALOG

**AIRBORNE**

LA PASSION DU HAUT-PARLEUR  
**AUDAX**

**DYNAUDIO®**

**FEON**

**LPG**

**Peerless**

**scan-speak**

**seas**

**vifa**

SOLEN CROSSOVER COMPONENTS CATALOG

HEPTA-LITZ INDUCTORS PERFECT LAY HEXAGONAL WINDING

STANDARD INDUCTORS PERFECT LAY HEXAGONAL WINDING

FAST CAPACITORS METALLIZED POLYPROPYLENE

SOLEN CROSSOVER & SPEAKER PARTS

**SOLEN INC.**  
4470 Ave. Thibault  
St-Hubert, QC J3Y 7T9  
Canada

Tél.: 514-656-2759

Fax: 514-443-4949

E-mail : solen@quebec.net

WWW : <http://www.quebec.net/solen/>

Catalog US\$8.00 Refundable

## LOUDSPEAKERS

### MA-2 REFERENCE

*Breathtaking Performance*



*Legendary Customer Satisfaction*

For your free catalog on this and other exciting products, please contact

**ME·NIS·CUS**

MENISCUS AUDIO GROUP

4669 S. Division • Wyoming, MI 49548

1-800-536-3691

E-mail: [meniscus@iserv.net](mailto:meniscus@iserv.net)

Look for us also in the Dealer Showcase

### TRUE SUBWOOFERS

With phenomenal true deep bass extending below 20Hz with low distortion at a very affordable price.

New Hsu TRU SUBS will extend the bass of your stereo or video system for that "air shaking all around you" effect.



Hsu Research HRSW12V

Here's what experts are saying about Hsu TRU SUBS:

"...output to rival many 18 inch subs along with the rare ability to homogenize almost perfectly with high-performance main speakers. ...rated flat way down to 20 Hz but in my room it went even lower, and could get stomach-churning loud if you asked it."

"The Hsu had no problems with the incredible bass of anything I threw at it... It blends as well with music as it does with movies... one of the best deals on the market." Stacey Spears, *Secrets of Home Theater and High Fidelity* Volume 4 No. 2, May 1997. ([http://www.sdinfo.com/volume\\_4\\_2/hsu12va.html](http://www.sdinfo.com/volume_4_2/hsu12va.html))

"To my even greater surprise, it integrated splendidly with the Sound Lab A-2X... Thanks Hsu Research for coming up with this sonic bargain..." Rome Castellanes, *Audio Shopper*, Vol. 3 No. 3, April 1997 (<http://www.cdrome.com/hsu.html>)

"An excellent sensible choice is the Hsu powered subwoofer. Its 19 Hz and 110 dB SPL should please anyone soundwise." Tom Nousaine, *Sensible Sound* No. 59, July/August 1996

"A single 10" subwoofer?? All that bass?? We were shocked. I am sold. Hsu10V gets my subwoofer business hands-down." Scott Weinmann, *Rec. Audio High-End*, June 2, 1996

"...the Hsu has to be considered an outstanding bargain." Robert Deutsch, *Stereophile Guide to Home Theater* Vol. 1 No. 2, 1995

"...this woofer achieves a combination of extremely quick speed and gut massaging bass impact that I have seldom experienced from any subwoofer." Peter Mitchell, *Stereophile* Vol. 18 No. 1, Jan. 1995

Send for full details on the vastly improved new 12Va, the 10V, and our new TN series. Write or call:

**HSU RESEARCH**  
14946 Shoemaker Ave. Unit L, Santa Fe Springs, CA 90670  
1-800-554-0150 (Voice)  
1-562-404-3848 (Voice/Fax)  
E-mail: [hsures@earthlink.net](mailto:hsures@earthlink.net)  
Website: <http://www.hsuresearch.com>

Sold factory direct with a 30 day trial - money back guarantee. 5 year manufacturer's defect warranty.

# MDY-4

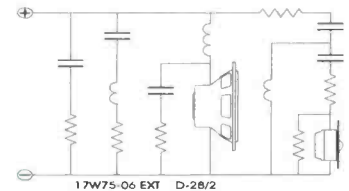
## Dynaudio Speaker Kit

Audio enthusiasts have long known that a Dynaudio two way system is an effective way to create quality sound without creating significant debt. In comparison with any system at any price, the combination of the Dynaudio 17cm woofer with the incomparable 28mm tweeter is exceptional in all of these areas:

- Dynamic range
- Smooth response
- Phase and frequency fidelity
- Transient attack
- Reproduction of the human voice
- Lack of compression.

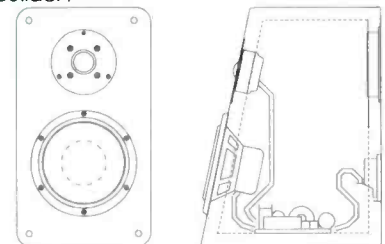
To be fair, these modest drive units cannot produce infrabass (those frequencies below 50 Hz), but in the other 99.75% of recorded material, they equal products that cost up to 10 times as much.

Madisound is proud to introduce a further refinement of this combination, the MDY-4. This quality kit uses high order filters to eliminate sweet spots in the off-axis response. The imaging is exceptional, a result of precise phase and time delay, refined in a sophisticated 14 ele-

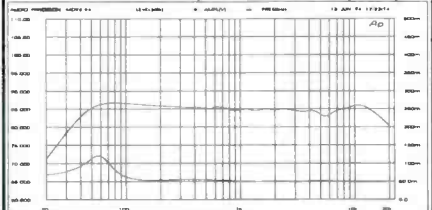


ment filter. Every part is of the highest quality; every detail is the culmination of three years of careful analysis.

Best of all, the MDY-4 is modestly priced. The complete system with oak veneer cabinets in either a clear finish or black stained finish, is \$650. Cabinets are finished, and the system can be assembled in one evening. Hundreds of satisfied music lovers have built and cherish the earlier Image Systems, and now Dynaudio and Madisound have taken another step toward Audio Perfection. Isn't it time for you to build a standard to evaluate your success as a Speaker Builder?



16" tall x 9" wide x 12" deep on bottom / 8.5" deep on top.



**Madisound Speaker Components**  
(8608 University Green)  
P.O. Box 44283  
Madison, WI 53711 U.S.A.  
Tel: 608-831-3433  
Fax: 608-831-3771

CLASSIFIED ADVERTISING INFORMATION CALL 1-800-445-6066, 9AM-5PM EST.

## LOUDSPEAKERS

### REPAIR FOAM ROT YOURSELF!

- Save \$\$\$ with original kit!
- Kits to fit any speaker—Advent, AR, JBL, Bose, Infinity, EV, etc.
- Surrounds, adhesive & instructions
- MC/VISA/Discover—no CODs
- Call with make & model for best price
- Phone 24 hrs. 704-697-9001

or Toll Free **800-747-3692**  
P.O. Box 1088 • Flat Rock, NC 28731



**STPEP**  
AUDIO TECHNOLOGIES

## PARTS EXPRESS SPEAKER CATALOG

The Parts Express catalog is a must for the serious speaker enthusiast! We are a nationally known electronics distributor that takes pride in our huge selection of products and our first rate customer service. We stock a dizzying array of audio related components including raw loudspeaker drivers for home and car, home theatre products, connectors, wire, test equipment, plus numerous accessories. So what are you waiting for ... call for your FREE 244 page catalog today!



Source Code: AUM

**1-800-338-0531**

Parts Express  
340 E. First Street, Dayton, Ohio 45402-1257  
Phone: 937/222-0173 • Fax: 937/222-4644  
E-mail: sales@parts-express.com

**CUSTOM ACTIVE ELECTRONIC CROSS-OVERS**, 6 to 36 dB/Oct. Also Snell, Magnepan versions. DB SYSTEMS, POB 460, RINDGE, NH 03461. (603) 899-5121.

**DYNAUDIO SPEAKER KITS** • Discover the SUPERIOR SOUND QUALITY of 1997 DYNAUDIO SPEAKER KITS. Catalog \$2.00 (Refunded). ADVANCED AKUSTIK • 7627 Woodside • Stockton • California • 95207. (209) 477-5045.

## Head of the class.



The Waveform Mach 17, Stereophile Magazine Class A \$\$\$ Recognition.

Waveform is proud to have earned this Class A distinction, remarkable considering all other loudspeakers in this category are many times the I7's price. We're also just as proud of the raves we received from Andrew Marshall in *Audio Ideas Guide*, Peter Aczel in *The Audio Critic* and Larry Greenhill in *Stereophile*.



www.waveform.ca jctivos@waveform.ca  
Tel: 1-800-219-8808 (613) 475-3633  
Fax: 1-800-219-8810 (613) 475-5849  
R.R. #4, Brighton, ON, Canada K0K 1H0

## LAKESIDE ACOUSTICS

Introducing the MV-250, designed by industry veteran, Ron Nelson. The same technology that made the Nelson-Reed 8-04, a favorite among audiophiles & critics alike, is now available in a more affordable 2-way system. An 8-OHM nominal impedance & 91DB efficiency ensures compatibility with a wide range of amplification. Call for details about our 30 day home audition program. 419-836-2029.

Read about the famous NEW-FOAM Repair process in "Stereo Review" June 1996

Standard and Deluxe NEW-FOAM kits available • www.NEWFOAM.com

## 1-800-NEW-FOAM

Satisfaction Guaranteed or your money back—Worldwide Speaker Repair since 1979

NEW FOAM • 3047 West Henrietta Road • Rochester, NY 14623-2531 USA  
... "I recommend the company highly." David Adler, "Audio Magazine" February 1997  
"It (NEW FOAM) looks like a good value and a darn good idea." Dr. Allan Powell, Host "Tech Talk" radio program KAMU-FM Texas A & M University

Phone Toll Free 1-800-NEW-FOAM 1-800-639-3626	FAX Toll Free 1-800-2FX-FOAM 1-800-239-3626
International Phone 1-716-424-3680	International Fax 1-716-427-9339
Global 800 Phone +800 4NEW-FOAM +800 4639-3626	Global 800 Fax +800 2FAX-FOAM +800 2329-3626

### ROTTEN SPEAKER FOAM?

Toll Free 1-888-FOAM ROT (1-888-362-6768) SIMPLY SPEAKERS, 11203 49th St. N., Clearwater, FL 33762. www.simply-speakers.com. D.I.Y. NEW FOAM KITS FOR ANY SPEAKER. FACTORY SERVICE—ALL BRANDS. SATISFACTION GUARANTEED!! VISA/MC/DISC/AMEX.

ONLY ONE BRAND



www.OhmSpeaker.com

Service, upgrades, trades and new speakers. Factory direct from Ohm Acoustics, 241 Taaffe Place, Brooklyn NY 11205 (718) 783-1555; FAX (718) 857-2472; email OhmSpeaker@AOL.com

## RECORDS

LV/CD/RECORD COLLECTOR'S SUPPLIES. Jewel boxes, jackets, sleeves, etc. CABCO-641, BOX 8212, COLUMBUS, OH 43201. (614) 267-8468. JProto@aol.com

NEEDLES/CARTRIDGES & Belts—Expert Consultations, All Major Brands, One of Largest Stocks in Country including Old/Obsolete Models. NEEDLE EXPRESS. 1-800-982-2620.

### KAB ELECTRO-ACOUSTICS

Preserve + Enhance + Restore™

"Serving The Record Collector and Sound Enthusiast" FREE CATALOG • 908-754-1479 • www.KABusa.com • P.O. Box 2922 • Plainfield • NJ 07062-0922 Visa/MC/AmEx.

HALF MILE VINYL. Large Inventory Quality Preowned LP's cleaned and graded. Send SASE for catalog to Box 98, East Wareham, MA 02538. Call 508-295-2508.

## WANTED TO BUY

MARANTZ & ALL VINTAGE EQUIPMENT, HIGH-END. No one pays MORE, working or not! N.Y.S.I. (718) 377-7282, 2-6pm, WEEKDAYS.

DAVID YO, always paying top for: Tube Marantz, McIntosh, Leak, Quad, Western Electric. Vintage speakers by Western Electric, Tannoy, JBL, Altec, Jensen, EV. Thorens TD-124, Garrand 301. PO Box 80371, San Marino, CA 91118-8371. Telephone: (818) 441-3942.

CASH for USED AUDIO & VIDEO EQUIP. BUYING and SELLING by PHONE. CALL for HIGHEST QUOTE. (215) 886-1650 Since 1984. The Stereo Trading Outlet, 320 Old York Road, Jenkintown, PA 19046. WEB SITE Catalog: www.tsto.com

## WANTED TO BUY

WANTED: TUBE HI FI, CORNER/HORN SPEAKERS! Altec, Jensen, Marantz, Leak, Quad, McIntosh, Western Electric, EV, JBL, Tannoy ETC. Sonny (405)737-3312. Fax 3355.

AUDIO CLASSICS BUYS-SELLS-TRADES-REPAIRS High End Audio Components. CALL for a quote. See our ad at the beginning of the classifieds. AUDIO CLASSICS, LTD., POB 501WB, Vestal, NY 13851. Phone: 607-766-3501. 8AM-5PM EST Mon.-Fri.

## SERVICES

Audio Equipment Built, Repaired, Modified and Restored by Richard Modafferi, independent consultant to Audio Classics, Ltd., inventor, and former Senior Engineer at McIntosh. AUDIO CLASSICS, LTD. POB 501RTM, Vestal, NY 13851 Phone: 607-766-3501 8AM-5PM EST Mon.-Fri.

## AUDIOPHILE RECORDS

### The #1 source for audiophile LP's & CD's

Analogue Productions, Mobile Fidelity, Reference, Chesky, Sheffield, Classic, Audioquest, DCC, Golden Strings, HDCD's, [RCA LSC, Mercury, EMI & Decca originals & re-issues] & much more!  
**ACUSTIC BOUNDS**  
P.O. BOX 1905  
SALINA, KS 67402-1905 USA  
INFO (913) 825-8609  
FAX (913) 825-0186  
**CATALOG**  
\$5 USA, \$10 elsewhere,  
refunded with order. **1-800-716-3553**

**JAZZ LOVERS!** Europe's premier Jazz labels, BLACK SAINT/SOUL NOTE LP's are now available in the U.S. for a limited time only. Over 100 selected titles. Send SASE: Black Biscuit Records, Dept. AU, 1732 Cunniff, Sarasota, FL 34239; or FAX 941-366-6155.

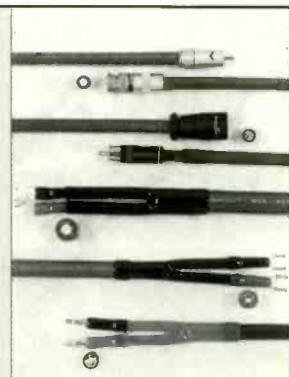
## PARTS AND ACCESSORIES

### Premium Grade Parts

#### Don't Pay More!

Excellent selection of audiophile parts at fair prices & prompt shipping! Extensive in stock inventory featuring these vendors and many more. Free catalog! INFINICAP, HOVLAND, MIT MULTICAP, SOLEN, SCR, REL-CAP, NICHICON MUSE, BLACK GATE, CAIDDOCK, VISHAY, MILLS, HOLCO, RESISTA, TKD, ALPS, NOBLE, EAR, DIFLEX PANELS, CARDAS, KIMBER, ACROTECH, & pure silver chassis wires, HEMFRED diodes, Solo foil inductors, all types of audio connectors, silver contact toggle & rotary switches, stepped attenuator kits, hospital grade plugs, tubes, tools, IC's, super selection of damping materials & feet. International/overseas orders are especially welcome! Phone (415) 669-7181 or fax (415) 669-7558 for a catalog. Michael Percy, Box 526, Inverness, CA 94937

**Vampire™**



...audible results with the finest in connecting components!

SOUND CONNECTIONS INTERNATIONAL, INC.  
203 Flagship Dr.—Lutz, FL USA 33549  
PH: 813-948-2707 Fax: 813-948-2907

**PARTS AND ACCESSORIES**

*Hi-Fi for the Masses*

Super High Fidelity Audio Equipment  
Made in the U.S.A.

Our components feature state of the art designs and the best quality parts...we leave no stone unturned in the pursuit of sonic perfection!

Single-ended and push-pull tube amps, linestages phonostages, active crossovers & ac line conditioners fully assembled or sold as kits. Affordable to cost-no-object models available. Plus we offer the largest assortment of parts & circuit modules for the hobbyist.

Our 200 page catalog is just \$12 U.S. & Canada \$18 International (refunded w/order). Call 303.470.6585 Fax: 303.791.5783 or E-Mail: wlab@ix.netcom.com

**WELBORNE LABS**  
P.O. Box 260198, Littleton, CO 80126-0198  
Visit our Website for info: <http://www.welbornelabs.com>

**BLANK TAPES**

OPEN REEL TAPE—NEW & USED, AS LOW AS \$2.95 EACH. FREE CATALOG. AUDIO TAPES, BOX 9584-U, AL-EXANDRIA, VA 22304. (703) 370-5555.

1-800-TAPE WORLD or 1-800 245-6000  
We'll beat any price! 5.95 SHIPPING • FREE CA

SONY	MAXELL	TDK	FUJI
DAT-120 5.99	XLII-90 1.59	CDR-74 2.99	SVHS-1120 6.49
DAT-124 PRO 8.99	XLII-S 90 1.99	D-90 .79	HI 8 120 5.99
T-120V 1.69	T-120 HGX 2.49	SA-90 1.49	DR-1-90 .69
L-750BTHG 4.49	ST-120 6.99	SAX-90 1.99	JVCST120 5.99
ST-160 7.99	DAT-124 PRO 7.99	SAX-100 2.49	XELI-30 PRO .99
MDW-74 5.99	UD35-90 8.99	T-120 EHG 2.49	CDRXG-74 6.99
TDKDV6010.99	UR-90 .79	DAT-120 6.49	CDR-D-74 2.49

TAPE WORLD 220 SPRING ST. BUTLER PA 16003 FAX 800-322-8273  
OVER 500 DIFFERENT SIZES DAY SHIPPING M-F 8-5

**CABLE TV**

**Why Rent?**

**WORLDWIDE ELECTRONICS**

**CABLE TV CONVERTERS & DESCRAMBLERS**

1 YEAR WARRANTY!

SAVE SAVE

**ABSOLUTELY LOWEST WHOLESALE/RETAIL PRICES!**

30 DAY MONEY BACK GUARANTEE!

MASTERCARD • VISA • DISCOVER • AMEX • COD  
NO FL SALES

**1-888-430-4301**  
<http://www.wwcableboxes.com>

Ask about the new cable law and how it effects you!

**Increase Your Vision with your own CABLE BOX**

**Millennium ENTERPRISES**  
...It's full of stars

NAVIGATOR 125

**1-800-715-6789**

Free Catalog • Repair Service  
30 Day Money Back Guarantee

ALL MAJOR CREDIT CARDS ACCEPTED  
13492 Research Blvd • Suite 120-232 • Austin, TX 78750

**CABLE TV**

CALL 1(800)-72-BOXES FOR UNBEATABLE PRICES ON CABLE CONVERTERS & DESCRAMBLERS. MONEY-BACK GUARANTEE. DEALERS WELCOME. VISA/MASTERCARD/DISCOVER/C.O.D. QUALITY ENTERTAINMENT. WE WILL NOT BE UNDER-SOLD!!

**CABLE TV DESCRAMBLERS**

Best Buys  
Best Service  
Full Warranty

**800-835-2330**

**TURN ON CHIPS FOR CABLE BOXES!**

**1-800-639-5542**

**MIKERO CHIPS**

9AM-8PM Eastern  
FEDERAL EXPRESS DELIVERY  
NO FLORIDA SALES

**CABLE DESCRAMBLERS & Turn-On Chips**

- Lowest Prices
- 30 Day Money Back Guarantee
- 1 Year Warranty
- Dealer Pricing

**800-435-0523**

starlight electronics

3032 E. Commercial Blvd. Suite 12 Ft. Lauderdale, FL 33308  
NO FL SALES PLEASE

**Cable TV Converters/Descramblers**

Buy direct from the wholesaler  
We will beat any advertised price

DEALERS WELCOME **CD Electronics** 30 Day Money Back Guarantee

**1-800-842-9670**  
<http://www.cdelectronics.com/cd>

WHOLESALE PRICING RFTS SILVERS GOLDS WIRELESS AND ALL CABLE BOXES. MEGA 800-676-6342.

**CABLE T.V. Converters & Equipment**

Lowest prices guaranteed!

30 Day Money Back guarantee

1-year warranty  
MC, Visa, COD

**DEALERS WELCOME!**

**800-888-5585**

**VEGA ELECTRONICS**

**CABLE TV**

CABLE TV CONVERTERS, DESCRAMBLERS. Great Price and Quality Service. Satisfaction Guaranteed. EAGLE ELECTRONICS INC: 1-800-259-1187. Visa/MC/Amex/Disc accepted.

**"FREE BULLET PROTECTOR WITH EVERY CONVERTER"**

30 Day Free Trial!

**CABLE TV CONVERTERS & DESCRAMBLERS**

CALL CABLE 1 Year Warranty  
VISA-MC-COD

**1-800-390-2304**

CABLE DESCRAMBLER/VIDEO OUTLET. 30 DAY TRIAL—1 YEAR WARRANTY. ALL NEW EQUIPMENT. MOST CREDIT CARDS & C.O.D. CALL NOW: 1-800-586-9920.

**STOP Jamming Me**

Cable TV CONVERTER & ACCESSORY

**VIDEO CLARIFIER**  
Guaranteed to eliminate all copy protection

**Great Holiday Gifts**

**1-800-215-9412**

We carry all major brands of Cable TV Equipment, VCR's, Cameras, Stereos, TV's, Radar Detectors & much more!

FREE CATALOG **BEST DEAL Electronics**  
20811 DAWN DR #900D • LAGO VISTA, TX 78845

TEST CHIPS FOR ALL CABLE BOXES! From \$30 to \$40. Guaranteed Quality. Quantity Discounts. Dealers Welcome. Call TELECHIP 1-800-793-7567.

**CABLE T.V. Converters & Equipment**

**WISE PRODUCTS**

30-day money back  
1-year warranty

Dealers Welcome!

**1-(800) 434-2269**

Visa, MC, Amex, COD

LINK YOURSELF WITH OUR EXPERIENCE! CABLE TV DESCRAMBLERS. 30 DAY MONEY BACK GUARANTEE! ALL CREDIT CARDS, C.O.D. CABLE LINX, INC., MINNEAPOLIS, MN: 1-800-501-0095.

**SATELLITE TV**

FREE DSS TEST CARD information package. Works with new system. Write SIGNAL SOLUTIONS, 2711 Buford Rd., Suite 180, Richmond, VA 23235.

## HELP WANTED

LEGACY AUDIO, a leading manufacturer of premium audio equipment is currently seeking full time technicians, customer service and salespeople to join our staff. Applicants must be knowledgeable in the audio field. Must be willing to relocate. Salary commensurate with experience. Benefits offered. Send resume to: Legacy Audio, Inc., 3023 E. Sangamon Ave., Springfield, IL 62702.

## HOME THEATER

INTERNET SHOPPING! All Brands Electronics, Inc. 20 page Electronic Catalog— <http://www.AVHTS.com>/ ALLBRANDS or call TOLL FREE 1-888-312-7283. Check our Monthly Specials!

LCD VIDEO PROJECTORS- GIANT 5' - 25' ULTRA-BRIGHT HIGH RESOLUTION PICTURES!!! SEAMLESS SCREENS TO 25"!!! "DEPIXELATION PROCESSORS", UNBEATABLE PRICES!!! FREE CATALOG!!! POLI-VISION (717) 489-3292.

## CD/DVD/DSS EQUIPMENT

Enjoy Warm Sweet Sound From CD's, DVD, DSS and FM Tuners



The ASE eliminates excessive brightness in the audio from digital sources. Connects to RCA outputs of a CD, DVD, DSS or FM Tuner.

"Z-Man Strikes (Sonic) Gold...

The difference was simply astounding!  
The soundstage opened wide and the music sounded warm and sweet..."  
CLASSICAL DISCDigest

"Those of you unfamiliar with the specific character of classic tube coloration can't even imagine how well it works to improve the listenability of thin or edgy equipment..."  
Positive Feedback

"We recommend that anyone who owns CD players in price ranges from \$350 to about \$2,100 try the ASE..."  
The Inner Ear Report

"...music reproduced through this little magical device just flat out sounds more musical. Buy it! You will love it..." Jazz Now

"...it's worth having..." the absolute sound

The Audio Signal Enhancer From Z-Man  
Only \$198.00 • 30 Day Satisfaction Guarantee  
Call 1-800-478-9727 • <http://www.z-man.com>

## Classified Advertisers...

Millions of your prime prospects can be found in the industry leading titles of **Hachette Filipacchi Magazines, Inc.**

To place a classified ad, simply call toll-free and reserve your space today!

**1-800-445-6066**

(9am - 5pm EST)

or

Fax your order to 212-767-5624

## STATEMENT OF OWNERSHIP, MANAGEMENT, AND CIRCULATION


(Required by 39 U.S.C. 3685)

1. Publication Title: Audio.
2. Publication Number: 0513-6100.
3. Filing Date: September 22, 1997.
4. Issue Frequency: Monthly.
5. Number of Issues Published Annually: 12.
6. Annual Subscription Price: \$24.00.
7. Mailing Address of Known Office of Publication: 1633 Broadway, New York, N.Y. 10019; Contact Person, Vesta P. Cordero, 212/767-6531.
8. Mailing Address of Headquarters or General Business Office of Publisher: 1633 Broadway, New York, N.Y. 10019.
9. Names and Mailing Addresses of Publisher, Editor, and Managing Editor: Publisher, Tony Catalano, 1633 Broadway, New York, N.Y. 10019; Editor, Michael Riggs, 1633 Broadway, New York, N.Y. 10019; Managing Editor, Kay Blumenthal, 1633 Broadway, New York, N.Y. 10019.
10. Owner: Hachette Filipacchi Magazines, Inc., 1633 Broadway, New York, N.Y. 10019; 100% of the stock is owned by Hachette Filipacchi Magazines (Delaware) Holdings I, Inc.
11. Known Bondholders, Mortgagees, and Other Security Holders Owning or Holding 1% or More of Total Amount of Bonds, Mortgages, or Other Securities: Hachette Filipacchi Magazines (Delaware) Holdings I, Inc., 1633 Broadway, New York, N.Y. 10019.
12. For Completion by Nonprofit Organizations Authorized to Mail at Special Rates: Does Not Apply.
13. Publication Title: Audio.
14. Issue Date for Circulation Data Below: September 1997.
15. Extent and Nature of Circulation  
Average No. Copies Each Issue During Preceding 12 Months:  
A. Total No. of Copies, 152,064; B. Paid and/or Requested Circulation, 1. Sales Through Dealers and Carriers, Street Vendors, and Counter Sales, 16,292; 2. Paid or Requested Mail Subscriptions, 88,582; C. Total Paid and/or Requested Circulation, 104,874; D. Free Distribution by Mail, 4,018; E. Free Distribution Outside the Mail, 0; F. Total Free Distribution, 4,018; G. Total Distribution, 108,892; H. Copies Not Distributed, 1. Office Use, Leftovers, Spoiled, 2,514; 2. Returns from News Agents, 40,658; I. Total, 152,064. Percent Paid and/or Requested Circulation: 96.31.  
Actual No. Copies of Single Issue Published Nearest to Filing Date:  
A. Total No. of Copies, 144,300; B. Paid and/or Requested Circulation, 1. Sales Through Dealers and Carriers, Street Vendors, and Counter Sales, 16,200; 2. Paid or Requested Mail Subscriptions, 84,706; C. Total Paid and/or Requested Circulation, 100,906; D. Free Distribution by Mail, 3,543; E. Free Distribution Outside the Mail, 0; F. Total Free Distribution, 3,543; G. Total Distribution, 104,449; H. Copies Not Distributed, 1. Office Use, Leftovers, Spoiled, 2,051; 2. Returns from News Agents, 37,800; I. Total, 144,300. Percent Paid and/or Requested Circulation: 96.60.
16. This Statement of Ownership will be printed in the December 1997 issue of this publication.
17. I certify that all information furnished on this form is true and complete. I understand that anyone who furnishes false or misleading information on this form or who omits material or information requested on the form may be subject to criminal sanctions and/or civil sanctions.

David W. Leckey  
Vice President, Circulation



[www.pueblo.gsa.gov](http://www.pueblo.gsa.gov)



# 9 out of 10 mice prefer it.

If there's a mouse in your house, catch the free Consumer Information Catalog online. There you'll find the latest info from more than 40 government agencies.

Just point and click your way to [www.pueblo.gsa.gov](http://www.pueblo.gsa.gov) to nibble on hunks of useful information on saving money, staying healthy, even educating your children. There are more than 250 free publications ready for you to read or download.

Or you can order the Catalog by mailing your name and address to **Free Catalog, Pueblo, CO 81009**. But for the fastest info running, scurry to the Consumer Information Catalog online.

[www.pueblo.gsa.gov](http://www.pueblo.gsa.gov)  
(It's the cat's meow.)

U.S. General Services  
Administration

# AUDIO 1997 ANNUAL INDEX

## SUBJECT INDEX

### ADDENDA

*Equipment Profile: Marantz DP870 Dolby Digital Surround Decoder* (Nov. 1996, 52), Jan., 12.

*Equipment Profile: Pass Laboratories Aleph-P Preamplifier* (Nov. 1996, 60), Jan., 12.

*Equipment Profile: Manley Laboratories Reference D/A Converter* (Jan., 72), April, 8.

*Equipment Profile: Digital Phase AP-2.1 Loudspeaker* (Nov. 1996, 42), April, 58.

*Auricle: Paradigm Reference Active/20 Powered Loudspeaker* (Sept., 86), Nov., 13.

### ANNIVERSARY OF AUDIO MAGAZINE

*Fast Fore-Word* (reflections on *Audio's* origins), Michael Riggs, May, 8.

*Through the Looking Glass* (vintage ads), Michael Riggs, May, 103.

### CABLES & CONNECTORS

*Mondo Audio* (standardizing speaker connectors), Ken Kessler, April, 26.

*Fast Fore-Word* (cables for home theater), Michael Riggs, July, 6.

### CAR STEREO

*Spectrum* (Blaupunkt's "5 Series" head units), Ivan Berger, Jan., 26.

*Spectrum* (Mercedes/Bose car systems), Ivan Berger, March, 16.

*Spectrum* (innovations in head units), Ivan Berger, July, 20.

*Spectrum* (innovations in speaker drivers), Ivan Berger, Aug., 18.

*Spectrum* (RDS-equipped head units), Ivan Berger, Oct., 34.

*Spectrum* (making speaker drivers more rugged), Ivan Berger, Oct., 36.

### COMPUTERS AND AUDIO

*Cyber Stereo: Audio Over the Internet*, Gordon Brockhouse, Sept., 46.

*Spectrum* (voice synthesis by computer), Ivan Berger, Nov., 32.

### DVD

*Fast Fore-Word* (Audio Engineering Society convention), Michael Riggs, Feb., 6.

*DVD Unraveled*, Edward J. Foster, April, 30.

*Mondo Audio* (premature launch of DVD), Ken Kessler, June, 26.

*Front Row* (DVD's growing pains), Corey Greenberg, July, 32.

*The Big Squeeze: The Theory and Practice of Dolby Digital*, Mark F. Davis, July, 36.

*Fast Fore-Word* (DVD authoring), Michael Riggs, Aug., 6.

*Understanding MPEG-2: How They Get All That Video on Those Little Discs*, Edward J. Foster, Sept., 36.

*Fast Fore-Word* (Divx versus DVD), Michael Riggs, Nov., 8.

*Fast Fore-Word* (multichannel music on CD and DVD), Michael Riggs, Dec., 8.

*Currents* (multichannel recording for CD and DVD), John Eargle, Dec., 28.

### DIGITAL TECHNOLOGY & TECHNIQUES

*Spectrum* (Sony TCD-D7 portable DAT recorder and JVC GR-DV1 digital camcorder), Ivan Berger, Jan., 27.

*Fast Fore-Word* (Audio Engineering Society convention), Michael Riggs, Feb., 6.

*Spectrum* (record companies and copyright protection), Ivan Berger, April, 25.

*DVD Unraveled*, Edward J. Foster, April, 30.

*Spectrum* (Pioneer CT-W616DR cassette deck with Digital Processing System), Ian G. Masters, May, 32.

*The Future of Stereo*, Floyd E. Toole, *Part I*, May, 126; *Part II*, June, 34.

*The Big Squeeze: The Theory and Practice of Dolby Digital*, Mark F. Davis, July, 36.

*Spectrum* (using digital technology to improve dynamic range), Ivan Berger, Aug., 20.

*Understanding MPEG-2: How They Get All That Video on Those Little Discs*, Edward J. Foster, Sept., 36.

### DIRECTORY

*Annual Equipment Directory*, October  
Introduction, 65; CD & DVD Players, 68; D/A Converters, 80; Amplifiers, 85; Preamplifiers, 127; Tuners, 143; Receivers, 144; Turntables, 150; Tonearms, 152; Phono Cartridges, 153; Headphones, 157; Cassette Decks, 163; Digital Player/Recorders, 164; Blank Tapes & Discs, 165; Equalizers, 167; Surround Sound & Ambience Processors, 168; Signal Processors, 176; Crossovers, 179; Speaker Cables, 181; Loudspeakers, 193; Company Addresses, 319.

### EMERGING TECHNOLOGIES

*Mondo Audio* (Verity Group's flat-panel NXT speaker technology), Ken Kessler, Feb., 24.

*Spectrum* (data buses in car systems), Ivan Berger, March, 16.

*Fast Fore-Word* (Directed Stick Radiator loudspeaker), Michael Riggs, Aug., 6.

*Spectrum* (using digital technology to improve dynamic range), Ivan Berger, Aug., 20.

*Mondo Audio* (Audio Virtual Standard's "3-D" audio system), Ken Kessler, Sept., 30.

*Cyber Stereo: Audio Over the Internet*, Gordon Brockhouse, Sept., 46.

*Spectrum* (voice synthesis by computer), Ivan Berger, Nov., 32.

*You Say You Want a Revolution: Speaker Designers Have a Few To Offer You*, Ivan Berger, Nov., 47.

*Fast Fore-Word* (multichannel music on CD and DVD), Michael Riggs, Dec., 8.

*Currents* (multichannel recording for CD and DVD), John Eargle, Dec., 28.

### EQUIPMENT REVIEWS

ADS MS3/U Powered Subwoofer ("Boom for the Buck"), Jan., 36.

AKG K501 Earphones, July, 64.

Adcom GFA-5802 Amplifier and GFP-750 Preamplifier ("Auricle"), Dec., 90.

Anthem Pre-1 Preamplifier, April, 52.

Apogee Acoustics Slant 6 Loudspeaker ("Auricle"), April, 66.

- Audio Alchemy DDS•Pro CD Transport and DDE v3.0 D/A Converter ("Auricle"), Jan., 88.
- Audio by Van Alstine FET-Valve Topp D/A Converter ("PlayBack"), March, 96.
- AudioControl SA-3052 Portable Real-Time Analyzer ("PlayBack"), Nov., 124.
- AudioSource Amp Three Amplifier, July, 60.
- Ayre Acoustics K-1 Preamp, Dec., 82.
- B&W 800 ASW Powered Subwoofer ("Boom for the Buck"), Jan., 36.
- BIC America Venturi V-604 Loudspeaker, March, 46.
- Bag End S18E-O Powered Subwoofer ("Boom for the Buck"), Jan., 36.
- Boston Acoustics VR2000 Powered Subwoofer, Jan., 54.
- California Audio Labs CL-5 CD Changer, March, 52.
- Cambridge SoundWorks Tower Loudspeaker ("Auricle"), Jan., 80.
- Carver A-760x Amplifier, May, 164.
- Celestion A3 Loudspeaker, Aug., 48.
- Classé Audio CDP-.5 CD Player and CAP-100 Integrated Amplifier, July, 54.
- Coincident Speaker Technology Digital Master Loudspeaker ("Auricle"), Feb., 72.
- Denon AVR-5600 A/V Receiver, March, 34.
- Denon DVD-2000 DVD Player, Nov., 88.
- Dodson Audio DA-217 D/A Converter ("PlayBack"), Jan., 112.
- Dynaclear Tweeter Lens Anti-Diffraction Rings ("PlayBack"), Feb., 96.
- Elcom Technologies ezAUDIO Multiroom Extender ("PlayBack"), April, 96.
- Genesis Technologies Genesis V Loudspeaker ("Auricle"), Feb., 64.
- Genesis Technologies Digital Lens Anti-Jitter Device ("Auricle"), Aug., 74.
- Grado Laboratories SR40 Headphone ("PlayBack"), Aug., 96.
- Harman Kardon ADP303 Dolby Digital Decoder ("Front Row"), Jan., 28.
- Houston GSP-02 Amplifier, Aug., 56.
- Hsu Research HRSW 12V Powered Subwoofer ("Boom for the Buck"), Jan., 36.
- JBL SVA1600 Loudspeaker, Dec., 72.
- JVC FS-2000 Mini Stereo System ("PlayBack"), Sept., 112.
- Jamo Hi-Fi Concert 8 and Concert Center Speakers, May, 154.
- Joseph Audio RM7si Loudspeaker, July, 46.
- KEF RDM One Loudspeaker, Sept., 72.
- Kenwood KC-Z1 A/V Tuner/Preamp, Feb., 42.
- Krell Audio+Video Standard Preamp/Surround Processor ("Auricle"), Dec., 102.
- Legacy Audio High Current Preamp ("PlayBack"), Nov., 124.
- Mark Levinson No. 31.5 CD Transport ("Auricle"), May, 172.
- Liberty Audiosuite 2.0 Computerized Measurement System, Feb., 58.
- Lyle Cartridges Phono Alignment Tool ("PlayBack"), June, 96.
- M&K Sound MX-150THX Powered Subwoofer, Feb., 50.
- MB Quart Domain D55 Loudspeaker, June, 64.
- Manley Laboratories Reference D/A Converter, Jan., 72 (*Addendum*, April, 8).
- Marantz CD-17 CD Player, Feb., 54.
- Marantz Model 7 Preamp and Model 9 Mono Amplifier ("Auricle"), June, 72.
- Marantz SR-880 A/V Receiver, Nov., 72.
- Monster Cable RF Splitters ("PlayBack"), Feb., 96.
- Monster Cable Light Speed 100 Toslink Digital Interconnect ("PlayBack"), July, 96.
- Monster Cable System Polarity Analyzer ("PlayBack"), Oct., 330.
- Musical Fidelity X-DAC D/A Converter, June, 58.
- Musical Fidelity X-CANS Headphone Amplifier ("PlayBack"), Nov., 124.
- NAD 512 CD Player and 314 Integrated Amplifier ("Auricle"), Feb., 66.
- NAD 118 Digital Preamp, Aug., 62.
- N.E.A.R. 15M Loudspeaker, June, 52.
- NHT 2.9 Loudspeaker ("Auricle"), Dec., 96.
- Nakamichi IA-1z A/V Integrated Amplifier, Dec., 58.
- Onkyo Integra A-9911 Integrated Amplifier ("PlayBack"), Aug., 96.
- Optimus Pro LX 10 Loudspeaker ("PlayBack"), Dec., 128.
- Panasonic DVD-A300 DVD Player, April, 38.
- Paradigm Mini Monitor Loudspeaker ("Front Row"), June, 30.
- Paradigm Reference Active/20 Powered Loudspeaker ("Auricle"), Sept., 86 (*Addendum*, Nov., 13).
- Parasound R/EQ-150 Room Equalizer ("PlayBack"), Dec., 128.
- Pass Laboratories Aleph 1.2 Mono Amplifier ("Auricle"), July, 73.
- Pass Laboratories Aleph 2 Amplifier ("PlayBack"), Sept., 112.
- Per Madsen RackIt System 19 Equipment Rack ("PlayBack"), March, 96.
- Pioneer Elite DVL-90 DVD/Laserdisc Player, April, 42.
- Pioneer DEH-P835R Car Stereo ("Spectrum"), Sept., 24.
- Polk Audio RT7 Speaker and PSW300 Powered Subwoofer, April, 46.
- Polyfusion Audio 960 Amplifier, March, 62.
- Proceed CDP CD Player, June, 48.
- Proton KS-530CD Under-Cabinet Radio/CD Player ("PlayBack"), Sept., 112.
- RCA RC5200P DVD Player ("Auricle"), March, 66.
- REL Stentor II Powered Subwoofer ("Auricle"), April, 64.
- Radio Shack VoiceMemo Digital Recorder ("PlayBack"), April, 96.
- Rane SSE 35 Home Theater Equalizer ("PlayBack"), Jan., 112.
- Recoton W410 Portable Outdoor/Indoor Speaker ("PlayBack"), Oct., 330.
- Rogue Audio Sixty-Six Preamp ("PlayBack"), Dec., 128.
- Rotel RR-990 Remote Control ("PlayBack"), July, 96.
- Rotel RSP-980 A/V Preamp/Processor and RDA-980 Dolby Digital Decoder, Aug., 42.
- Scheib CD DiscDividers ("PlayBack"), Jan., 112.
- Snell Acoustics RCS 1000 Room-Correction System ("Auricle"), Nov., 96.
- Sonic Frontiers Line 3 Preamp, Sept., 78.
- Sonus Faber Concerto Loudspeaker ("Front Row"), June, 30.
- Sony DTC-ZA5ES DAT Recorder, Jan., 62.
- Sony DVP-S7000 DVD Player, May, 144.
- Sony SDP-EP9ES Dolby Digital Surround Processor, July, 42.
- Sony MDM-X4 Multitrack MiniDisc Recorder ("PlayBack"), Aug., 96.
- Sony SBM-1 Super Bit Mapping A/D Converter ("PlayBack"), Oct., 330.
- Spirit Folio Notepad Eight-Input Mixer ("PlayBack"), April, 96.
- Sunfire Cinema Grand Five-Channel Amplifier, Jan., 44.
- Sunfire True Subwoofer Mark II Powered Subwoofer, Nov., 64.
- Tekna Sonic C-12 Subwoofer Vibration Absorber ("PlayBack"), July, 96.
- Theta Digital Casablanca Surround Preamp ("Auricle"), April, 60.
- Thiel CS6 Loudspeaker ("Auricle"), Aug., 70.

Threshold T800D Amplifier, Nov., 80.  
Toshiba SD-3006 DVD Player, July, 50.  
VLS Auri Headphone Surround Processor ("Auricle"), July, 70.  
VMPS FF-3 Loudspeaker ("Auricle"), March, 72.  
Velodyne F-1500R Powered Subwoofer ("Boom for the Buck"), Jan., 36.  
Velodyne F-1800RII Powered Subwoofer, March, 58.  
Velodyne VA-1215XII Powered Subwoofer ("PlayBack"), June, 96.  
Wadia 27 D/A Converter ("Auricle"), April, 70.  
Westlake Audio Lc 8.1 Loudspeaker ("Play-Back"), June, 96.  
Wheaton Triplanar Ultimate Tonearm ("Play-Back"), Feb., 96.  
Whirlwind Cable Tester ("PlayBack"), March, 96.  
Yamaha RX-V2092 A/V Receiver, Sept., 54.

#### HISTORY

*Fast Fore-Word* (reflections on Audio's origins), Michael Riggs, May, 8.  
*Spectrum* (PCM turns 50), Ivan Berger, May, 32.  
*Glorious Beginnings: A Golden Anniversary Celebration of Audio's Earliest Years*, David Lander, May, 45.  
*Audio Milestones: The March of Technology*, Ivan Berger, May, 59.  
*50 Years and More of Record Playing*, Joseph Grado, May, 60.  
*50 Years of Amplifiers*, Bascom H. King, May, 71.  
*50 Years of Home Recording*, Robert Long, May, 76.  
*50 Years of Loudspeakers*, Ken Kantor, May, 85.  
*50 Years of Follies—Ideas That Didn't Fly*, Robert Long, May, 95.  
*Through the Looking Glass* (vintage ads), Michael Riggs, May, 103.  
*The Future of Stereo*, Floyd E. Toole, *Part I*, May, 126; *Part II*, June, 34.  
*Spectrum* (remembering mono), Ivan Berger, June, 20.  
*Mondo Audio* (EMI's 100th anniversary commemorative reissues), Ken Kessler, July, 28.  
*Spectrum* (collecting classic transistor radios), David Lander, Aug., 23.  
*The Audio Interview: Sandy Berlin*, David Lander, Aug., 36.  
*Fast Fore-Word* (25th anniversary of the

Boston Audio Society), Michael Riggs, Sept., 8.  
*Spectrum* (singles versus albums), Ivan Berger, Nov., 34.  
*The Audio Interview: Mike McLean*, D. W. Fostle, *Part I*, Nov., 56; *Part II*, Dec., 50.

#### HOME THEATER & SURROUND SOUND

*Fast Fore-Word* (subwoofers), Michael Riggs, Jan., 8.  
*Front Row* (affordable Dolby Digital additions), Corey Greenberg, Jan., 28.  
*Front Row* (Home THX certification), Corey Greenberg, March, 20.  
*The Future of Stereo*, Floyd E. Toole, *Part I*, May, 126; *Part II*, June, 34.  
*The Big Squeeze: The Theory and Practice of Dolby Digital*, Mark F. Davis, July, 36.  
*Spectrum* (Spatializer "3-D" Stereo in Toshiba SD-3107 DVD player), Ivan Berger, Nov., 30.

#### INTERVIEWS

*Peter McGrath*, David Lander, Feb., 36.  
*Sandy Berlin*, David Lander, Aug., 36.  
*Mike McLean*, D. W. Fostle, *Part I*, Nov., 56; *Part II*, Dec., 50.

#### LISTENING & LISTENING ROOMS

*Flying Blind: The Case Against Long-Term Listening*, Tom Nousaine, March, 26.  
*The Future of Stereo*, Floyd E. Toole, *Part I*, May, 126; *Part II*, June, 34.  
*The Science of Listening*, Ian G. Masters, Dec., 40.

#### LOUDSPEAKERS

*Fast Fore-Word* (subwoofers), Michael Riggs, Jan., 8.  
*Boom for the Buck: How Much Woof Does a Sub Buck Buy?*, Tom Nousaine, Jan., 36.  
*Mondo Audio* (Verity Group's flat-panel NXT speaker technology), Ken Kessler, Feb., 24.  
*Crossing Over: The Misunderstood World of Cutoffs, Slopes, and Response Shaping*, Ken Kantor, Feb., 30.  
*The Future of Stereo, Part I*, Floyd E. Toole, May, 126.  
*Fast Fore-Word* (Directed Stick Radiator loudspeaker), Michael Riggs, Aug., 6.  
*Spectrum* (innovations in car speaker drivers), Ivan Berger, Aug., 18.  
*Speaker Design: From the Outside In*, Karen Winner, Aug., 32.

*Spectrum* (making speaker drivers more rugged), Ivan Berger, Oct., 36.  
*You Say You Want a Revolution: Speaker Designers Have a Few To Offer You*, Ivan Berger, Nov., 47.

#### MINIDISC (MD)

*Spectrum* (status of MiniDisc), Ivan Berger, May, 34.

#### MISCELLANEOUS

*Mondo Audio* (Musical Fidelity X-Series components), Ken Kessler, March, 22.  
*Spectrum* (personal stereos and hearing damage), Ivan Berger, April, 24.  
*Mondo Audio* (mainstream press's disrespect for audiophiles), Ken Kessler, May, 38.  
*Front Row* (rediscovering 8-track), Corey Greenberg, May, 40.  
*Fast Fore-Word* (online misinformation and grumpy audiophiles), Michael Riggs, June, 6.  
*Spectrum* (using equalizers), Ivan Berger, July, 24.  
*Fast Fore-Word* (simplifying audio components and connections), Michael Riggs, Oct., 8.  
*Mondo Audio* (audio globalization), Ken Kessler, Oct., 38.  
*Front Row* (three-month dealer tour), Corey Greenberg, Oct., 44.  
*Mondo Audio* (challenges faced by British dealers), Ken Kessler, Nov., 36.  
*Mondo Audio* (industry gossiping), Ken Kessler, Dec., 34.

#### MULTICHANNEL AUDIO

*The Future of Stereo*, Floyd E. Toole, *Part I*, May, 126; *Part II*, June, 34.  
*The Big Squeeze: The Theory and Practice of Dolby Digital*, Mark F. Davis, July, 36.  
*Mondo Audio* (Audio Virtual Standard's "3-D" audio system), Ken Kessler, Sept., 30.  
*Fast Fore-Word* (multichannel music on CD and DVD), Michael Riggs, Dec., 8.  
*Currents* (multichannel recording for CD and DVD), John Eargle, Dec., 28.

#### PSYCHOACOUSTICS

*Flying Blind: The Case Against Long-Term Listening*, Tom Nousaine, March, 26.  
*The Future of Stereo*, Floyd E. Toole, *Part I*, May, 126; *Part II*, June, 34.  
*The Big Squeeze: The Theory and Practice of Dolby Digital*, Mark F. Davis, July, 36.

*The Science of Listening*, Ian G. Masters, Dec., 40.

#### RADIO BROADCAST & RECEPTION

*Spectrum* (innovations in car head units), Ivan Berger, July, 20.

*Spectrum* (RDS-equipped car head units), Ivan Berger, Oct., 34.

#### RECORDING

*Spectrum* (Sony TCD-D7 portable DAT recorder and JVC GR-DV1 digital camcorder), Ivan Berger, Jan., 27.

*The Audio Interview: Peter McGrath*, David Lander, Feb., 36.

*Spectrum* (Pioneer CT-W616DR cassette deck with Digital Processing System), Ian G. Masters, May, 32.

*Dorian Live*, David Lander, June, 40.

*Front Row* (Sonic Studios DSM-6S stereo microphones), Corey Greenberg, Aug., 28.

*The Audio Interview: Mike McLean*, D. W. Fostle, Part I, Nov., 56; Part II, Dec., 50.

#### REISSUED RECORDINGS

*Buried Treasure: Sony Classical's Masterworks Heritage Reissue Series*, Alan Lofft, March, 32.

*Mondo Audio* (EMI's 100th anniversary commemorative reissues), Ken Kessler, July, 28.

*Front Row* (Eddie Kramer's MCA Jimi Hendrix remasters), Corey Greenberg, Nov., 40.

#### THEATER SOUND

*Spectrum* (giant-screen "3-D" and binaural surround sound at IMAX theaters), John Sunier, Oct., 32.

---

## AUTHOR INDEX

---

Berger, Ivan, *Spectrum* (Blaupunkt's "5 Series" car head units), Jan., 26; *Spectrum* (Sony TCD-D7 portable DAT recorder and JVC GR-DV1 digital camcorder), Jan., 27; *Spectrum* (Mercedes/Bose car systems), March, 16; *Spectrum* (personal stereos and hearing damage), April, 24; *Spectrum* (record companies and copy-

right protection), April, 25; *Spectrum* (PCM turns 50), May, 32; *Spectrum* (status of MiniDisc), May, 34; *Audio Milestones: The March of Technology*, May, 59; *Spectrum* (remembering mono), June, 20; *Spectrum* (innovations in car head units), July, 20; *Spectrum* (using equalizers), July, 24; *Spectrum* (innovations in car speaker drivers), Aug., 18; *Spectrum* (using digital technology to improve dynamic range), Aug., 20; *Spectrum* (RDS-equipped head units), Oct., 34; *Spectrum* (making speaker drivers more rugged), Oct., 36; *Spectrum* (Spatializer "3-D" Stereo in Toshiba SD-3107 DVD player), Nov., 30; *Spectrum* (voice synthesis by computer), Nov., 32; *Spectrum* (singles versus albums), Nov., 34; *You Say You Want a Revolution: Speaker Designers Have a Few To Offer You*, Nov., 47.

Brockhouse, Gordon, *Cyber Stereo: Audio Over the Internet*, Sept., 46.

Davis, Mark F., *The Big Squeeze: The Theory and Practice of Dolby Digital*, July, 36.

Eargle, John, *Currents* (multichannel recording for CD and DVD), Dec., 28.

Foster, Edward J., *DVD Unraveled*, April, 30; *Understanding MPEG-2: How They Get All That Video on Those Little Discs*, Sept., 36.

Fostle, D. W., *The Audio Interview: Mike McLean, Part I*, Nov., 56; *Part II*, Dec., 50.

Grado, Joseph, *50 Years and More of Record Playing*, May, 60.

Greenberg, Corey, *Front Row* (Harman Kar-don ADP303, Marantz DP870, and Meridian 565 Dolby Digital decoders), Jan., 28; *Front Row* (Home THX certification), March, 20; *Front Row* (rediscovering 8-track), May, 40; *Front Row* (DVD's growing pains), July, 32; *Front Row* (Sonic Studios DSM-6S stereo microphones), Aug., 28; *Front Row* (three-month dealer tour), Oct., 44; *Front Row* (Eddie Kramer's MCA Jimi Hendrix remasters), Nov., 40.

Kantor, Ken, *Crossing Over: The Misunderstood World of Cutoffs, Slopes, and Response Shaping*, Feb., 30; *50 Years of Loudspeakers*, May, 85.

Kessler, Ken, *Mondo Audio* (Verity Group's flat-panel NXT speaker technology), Feb., 24; *Mondo Audio* (Musical Fidelity X-Series components), March, 22; *Mondo Audio* (standardizing speaker connectors), April, 26; *Mondo Audio* (mainstream press's disrespect for audiophiles), May, 38; *Mondo Audio* (premature launch of

DVD), June, 26; *Mondo Audio* (EMI's 100th anniversary commemorative reissues), July, 28; *Mondo Audio* (Audio Virtual Standard's "3-D" audio system), Sept., 30; *Mondo Audio* (audio globalization), Oct., 38; *Mondo Audio* (challenges faced by British dealers), Nov., 36; *Mondo Audio* (industry gossiping), Dec., 34.

King, Bascom H., *50 Years of Amplifiers*, May, 71.

Lander, David, *The Audio Interview: Peter McGrath*, Feb., 36; *Glorious Beginnings: A Golden Anniversary Celebration of Audio's Earliest Years*, May, 45; *Dorian Live*, June, 40; *Spectrum* (collecting classic transistor radios), Aug., 23; *The Audio Interview: Sandy Berlin*, Aug., 36.

Lofft, Alan, *Buried Treasure: Sony Classical's Masterworks Heritage Reissue Series*, March, 32.

Long, Robert, *50 Years of Home Recording*, May, 76; *50 Years of Follies—Ideas That Didn't Fly*, May, 95.

Masters, Ian G., *Spectrum* (Pioneer CT-W616DR cassette deck with Digital Processing System), May, 32; *The Science of Listening*, Dec., 40.

Nousaine, Tom, *Boom for the Buck: How Much Woof Does a Sub Buck Buy?*, Jan., 36; *Flying Blind: The Case Against Long-Term Listening*, March, 26.

Riggs, Michael, *Fast Fore-Word* (subwoofers), Jan., 8; *Fast Fore-Word* (Audio Engineering Society convention), Feb., 6; *Fast Fore-Word* (reflections on Audio's origins), May, 8; *Through the Looking Glass* (vintage ads), May, 103; *Fast Fore-Word* (online misinformation and grumpy audiophiles), June, 6; *Fast Fore-Word* (cables for home theater), July, 6; *Fast Fore-Word* (DVD authoring and Directed Stick Radiator loudspeaker), Aug., 6; *Fast Fore-Word* (25th anniversary of the Boston Audio Society), Sept., 8; *Fast Fore-Word* (simplifying audio components and connections), Oct., 8; *Fast Fore-Word* (Divx versus DVD), Nov., 8; *Fast Fore-Word* (multichannel music on CD and DVD), Dec., 8.

Sunier, John, *Spectrum* (giant-screen "3-D" and binaural surround sound at IMAX theaters), Oct., 32.

Toole, Floyd E., *The Future of Stereo, Part I*, May, 126; *Part II*, June, 34.

Winner, Karen, *Speaker Design: From the Outside In*, Aug., 32.



Firm (Reader Service No.)	Page
Acoustic Research (27)	91
Adcom (2,19)	6-7, 32-33
America On-Line	38
ATI (23)	70
Bacardi	65
Bell'Oggetti (26)	69
Bose (6)	15
Bose/Wave Radio	57
Bryston (7)	97
B&W Loudspeakers (13)	87
Cambridge (5,16)	30, 31
Celestion (64)	48-49
Centasound (28)	100
conrad-johnson (24)	81
Crutchfield (9)	80
Definitive Technology (12)	Cover II-1, 106
Enlightened Audio Design (4)	29
GMC/Pontiac	103
JBL	9, 68
J&R Music World (10)	111
Jolida (8)	93
JVC Musical Industries (68)	107
Kimber Kable (15)	88
Klipsch	66, 67
Krell	76, 78
Legacy (32)	39
Lexicon (30)	Cover IV
M&K Sound	95
Marantz	101
Martin Logan (18)	99
Mobile Fidelity (29)	109
NEAR (11)	27
Now Hear This (NHT) (22)	35
Panasonic	12, 13
Paradigm (45, 48)	61, 63
Parliament	*71
Phase Technology (59)	83
Philips/Magnavox	2-3
Polygram Records	105
Rotel (53)	73
Seneca Media (3)	38
Sennheiser (17)	94
Sony	10, Cover III
Sound City (20)	110
Southern Comfort	5
Thiel (54)	75
Vandersteen (1)	92
Winston	11
XS Technologies (14)	26
Yamaha	36, 37

\*Regional Ad

# Let Us Entertain You!

As a professional association of audio/video specialty stores, PARA sets the standards for high quality retail shopping. Member dealers know quality, service, and most of all, they know music and home theater.



Photo by Matt Crum-Henning

## PARA Home Theater Specialists

- ▼ PARA stores will take the time to ask about what you already own and suggest home theater components that will integrate into your current system.
- ▼ PARA home entertainment professionals are educated to explain the newest technologies in clear, friendly language, helping you get the best value for your money
- ▼ Let us help you choose the system that's just right for you.

# PARA

CALL 1-800 4-PARA 94 to find the PARA dealer nearest you!

Professional AudioVideo Retailers Association

# AUDIO

## SUBSCRIBER SERVICE

PLACE LABEL HERE

**MOVING?** Please give us 8 weeks advance notice. Attach label with your old address, and write in new address below.

NAME \_\_\_\_\_

ADDRESS \_\_\_\_\_

CITY \_\_\_\_\_

STATE \_\_\_\_\_

ZIP \_\_\_\_\_

**1(303)604-1464  
FAX 1(303)604-7455**

**AUDIO**

P.O. Box 52548, Boulder CO 80322

AUDIO, December 1997, Volume 81, Number 12. AUDIO (ISSN 0004-752X, Dewey Decimal Number 621.381 or 778.5) is published monthly by Hachette Filipacchi Magazines, Inc., a wholly owned subsidiary of Hachette Filipacchi USA, Inc., at 1633 Broadway, New York, N.Y. 10019. Printed in U.S.A. at Dyersburg, Tenn. Distributed by Warner Publisher Services Inc. Periodicals postage paid at New York, N.Y. 10019 and additional mailing offices. One-year subscription rates (12 issues) for U.S. and possessions, \$24.00; Canada, \$33.68 (Canadian Business Number 126018209 RT, IPN Sales Agreement Number 929344); and foreign, \$32.00.

AUDIO® is a registered trademark of Hachette Filipacchi Magazines, Inc. ©1997, Hachette Filipacchi Magazines, Inc. All rights reserved. The Editor assumes no responsibility for manuscripts, photos, or artwork. The Publisher, at his sole discretion, reserves the right to reject any ad copy he deems inappropriate.

**Subscription Service:** Postmaster, please send change of address to AUDIO, P.O. Box 52548, Boulder, Colo. 80321-2548. Allow eight weeks for change of address. Include both old and new address and a recent address label. If you have a subscription problem, please write to the above address or call 303/604-1464; fax, 303/604-7455.

**Back Issues:** Available for \$6.95 each (\$8.25 Canada; \$13.25 other foreign) in U.S. funds. Please add \$1.00 for the Annual Equipment Directory (October issue). Send a check or money order to ISI/AUDIO Magazine, 30 Montgomery St., Jersey City, N.J. 07302, or call 201/451-9420.

# PlayBack

## PARASOUND R/EQ-150 ROOM EQUALIZER

Parasound's versatile stereo R/EQ-150 room equalizer (\$145) is meant for speakers and rooms that require response tweaking rather than for general equalization. It controls five, 1/2-octave-wide bands (centered at 40 Hz, 80 Hz, 120 Hz, 2.5 kHz, and 6 kHz), selected with common room anomalies in mind. Each band's output can be boosted or cut by up to 8 dB. The equalizer also has a bypass switch and an output level control. The R/EQ-150 is 8 1/2 inches wide and just a couple of inches tall, so it will fit easily into tight spaces. And because of its half-rack width, several units can be grouped compactly to control the sound of a multiroom installation.

I found the R/EQ-150 useful in taming an 80-Hz bump in one of my listening rooms. I also tried it as the EQ part of a low-buck processor



150 and a compressor/limiter, I made some nice recordings with an old Sony PCM-701ES, which records on videocassettes (the only audiophile digital recording format before DAT).

The R/EQ-150's controls were silent in operation, and only when the output level was cranked wide open was there a hint of noise. My only complaint was the lack of an on/off switch; luckily, this equalizer draws little power and generates little heat. It's a neat little unit. (Parasound: 950 Battery St., San Francisco, Cal. 94111; 415/397-7100.)

GRADE: A-

system for my project recording studio. Routing audio through the R/EQ-

For literature, circle No. 120

## OPTIMUS PRO LX 10

The Pro LX 10 has two 7-inch cone drivers covering the bass and midrange and a 2 x 4-inch dipole tweeter (licensed from Linaeum) for the treble. The tower cabinet's 34-inch height, small footprint (9 x 11 inches), and black wood-grain vinyl finish make a pair of them inconspicuous, even if they're a few feet out from your walls.

The LX 10s seemed to achieve the low distortion and 45-Hz bass that Radio Shack claims, but the treble never sounded as extended as I'd expect from the tweeter's 25-kHz spec. The speakers were well behaved at all frequencies, with no uncontrolled resonances and a bottom end that died out quietly rather than simulating bass through resonance or doubling. Like most dipoles and bipoles, they spilled a more natural sound into other rooms than monopoles do; even so, however, the soundstage in the listening room lacked depth.

GRADE: B-


For literature, circle No. 122

## ROGUE AUDIO SIXTY-SIX PREAMPLIFIER

I became aware of Rogue Audio last summer at an audiophile show, where this small Pennsylvania company's Model Sixty-Six tube preamplifier caught my eye. The preamp had an interesting look, reminding me of old Dynaco and Marantz gear, yet there was something modern about it.

Priced at \$1,195, the Sixty-Six is a minimalist design, with phono and four line inputs plus a tape monitor loop. Its controls include the usual power and selector switches, balance and volume controls, and a muting button. But there's also an unusual "Record" button, which disconnects the tape output when you're not recording in order to isolate the load presented by your tape deck. The tube complement consists of 12AU7s in the line stage and 6DJ8s in the phono stage, and tube life is said to be extended by an auto slow-start circuit.

GRADE: A



The power supply is housed in a separate chassis. Build quality is very good: precision components, copper circuit boards, Noble volume and balance controls, and heavy-duty, gold-plated RCA jacks.

Although it has somewhat of a retro look, the Rogue Sixty-Six doesn't sound old-fashioned. It has none of the soft, plump bass of old preamps (and even some newer ones) that I've heard. The Rogue's bass is tight, its high end extended but not hard-edged, and its stereo image is well focused. When I linked it through Pass Aleph 2 MOS-FET monoblocks to Legacy Classic II loudspeakers, violin and cello CDs sounded incredible. Playing through Westlake Lc8.1 speakers, the Rogue was a perfect companion for my McIntosh MC275, a three-decades-old grandpa of an amp—especially on Merle Haggard's California-style country music from the same era.

Many audio companies make tube components these days, but this Rogue preamp definitely caught my eye and my ear. (Rogue Audio: 2827 Avery Rd., Slatington, Pa. 18080; 610/760-1621.)

For literature, circle No. 121

## LOUDSPEAKER

In my living room, the Pro LX 10s sounded best when they were positioned 2 to 3 feet from the wall behind them, with the tweeters an inch or two below ear height. I got more bass power by moving these Optimus speakers right up to the wall, but that hardened the dipole tweeter's treble, especially when I tried it against a stone fireplace. Depending on your room's acoustics and your tastes, you may want to dial in one click of treble (and possibly bass) boost, an easy allowance to make for speakers priced at just \$249.99 each. Overall, the sound was clean and natural. An excellent value. (At Radio Shack stores, or call 800/843-7422.)

Ivan Berger



Sony Discman CD Players with 20 second skip protection. Take one out for a test drive. You're driving along (pothole), or on a train (jolt), or just out for a stroll (stumble), and you're actually able to enjoy your music, because your Discman has Electronic Shock Protection. Not 3 seconds (bump, bump, bump). But a full 20. Since by now it should be obvious just how annoying those interruptions can be.



Look for this symbol at your Sony dealer and get a free gift when you buy select Discman CD players for a limited time only.  
©1997 Sony Electronics Inc. All rights reserved. Sony, Discman and the portable music icon are trademarks of Sony.

**SONY**

*"Any sufficiently advanced technology is indistinguishable from magic..."*

Arthur C. Clarke



*Lexicon introduced audio recording professionals to the first digital signal processor in 1971.*

*For the past 25 years, Lexicon digital processors have been relied upon by recording artists, producers and directors in the world's most demanding audio environments.*

The superb new DC-1 Series of Digital Controllers combines Lexicon's legendary digital signal processing capabilities, known to audio professionals the world over, with the latest in home theater technology: highly accurate implementations of DTS®, Dolby® Pro Logic and Dolby Digital® Surround decoding with all the enhancements of Lucasfilm Home THX® Cinema.

*The DC-1 is available in four versions, or start with one version and upgrade later.*



• **More than a Surround Preamp**

The DC-1 is a sophisticated signal processing computer that can be custom-tailored for any audio system. It combines the functions of a preamp, D-to-A converter, surround sound processor and Audio/ Video switcher.

It puts you in control of the entire home theater environment – from playing digital disks to dubbing a videotape – even controlling the volume of a system in another room.

• **Advanced all-digital technology**

All signal processing, (including filters, equalization & crossovers), is achieved in the digital domain, while true 20-bit Digital-to-Analog converters surpass the performance of exotic stand-alone units. The DC-1 incorporates the Lexicip™, Lexicon's proprietary digital

signal processor designed specifically for audio applications. This powerful DSP runs Logic 7, the digital surround technology the critics are raving about.

• **Superlative audio quality**

The culmination of decades of digital audio experience, the DC-1 can realistically recreate a live musical performance or envelop you in film sound that exceeds most theater experiences.

Whether listening to one of Lexicon's proprietary multi-channel effects or listening to a discrete digital soundtrack recorded in Dolby Digital or DTS, the sonic performance of the DC-1 is unmatched.

Our on-going research and commitment to innovation assures that Lexicon – and you – will stay at the forefront of home theater technology.



*The DC-1 features tomorrow's surround sound technology; invest today or easily upgrade later with a plug-in decoder.*