

wireless world

JANUARY 1980 50p

Radio and electronics
into the 'eighties

Australia A\$ 2.00
Canada \$ 3.15
Denmark Kr. 17.00
Germany Dm. 5.00
Greece Dr. 87.00
Holland Dfl. 5.75
Italy L. 1900
Norway Kr. 17.25
Singapore M\$ 4.50
Spain Ptas. 140.00
U.S.A. \$ 2.50



off Harold 79

Take a high performance dual beam storage mainframe, add any two of five vertical plug-ins and you have a specification range which embraces a whole spectrum of applications, up to four input channels, with variable persistence, the option to operate in X-Y and 15MHz bandwidth and the option to operate in differential modes — that's the Teleequipment DM63. The same superb basic features are available in a non-storage model, the D63. All the specs. are in our 36 page catalogue. It's yours for the asking.

TELE-EQUIPMENT



Tektronix UK Ltd., PO Box 69, Coldharbour Lane, Harpenden, Herts. AL5 4UP.
Tel: Harpenden 63141.

Four~trace versatility with or without storage





Front cover design by Geoff Harold symbolizes man's increasing involvement with his technology and introduces the special feature "Radio and electronics into the 'eighties".

IN OUR NEXT ISSUE

Microwave intruder alarm, based on a Gunn diode r.f. generator, uses a cycle counting scheme to prevent detector from being triggered by short movements and has good interference rejection.

The Townsman aerial is a design for two-band operation, for example 2m and 70cm, which uses no switching and needs no ground plane.

More on the Scientific Computer. In response to many requests from readers John Adams gives further details of the machine code monitor and the BURP monitor.

Current issue price 50p, back issue (if available) £1.00, at Retail and Trade Counter, Paris Garden, London SE1. Available on microfilm: please contact editor.

By post, current issue 79p, back issues (if available) £1.00, order and payments to Room CP34, Dorset House, London SE1 9LU.

Editorial & Advertising offices: Dorset House, Stamford Street, London SE1 9LU.

Telephones: Editorial 01-261 8620. Advertising 01-261 8339.

Telegrams/Telex: Wiworld Bispres 25137 BISPRS G. Cables Ethaworld, London SE1.

Subscription rates: 1 year £9.00 UK and \$31 outside UK.


Student rates: 1 year, £4.00 UK and \$15.50 outside UK.

Distribution: 40 Bowling Green Lane, London EC1R ONE. Telephone 01-837 3636.

Subscriptions: Oakfield House, Perrymount Road, Haywards Heath, Sussex RH16 3DH. Telephone 0444 59188. Please notify a change of address.

USA mailing agents: Expeditors of the Printed Word Ltd, 527 Madison Avenue, Suite 1217, New York, NY 10022. 2nd-class postage paid at New York.

© IPC Business Press Ltd, 1980
ISSN 0043 6062



wireless world

ELECTRONICS/TELEVISION/RADIO/AUDIO

JANUARY 1980 Vol 86 No 1529

37 Into the 'eighties

38 RADIO AND ELECTRONICS INTO THE 'EIGHTIES'

Land mobile radio by W. M. Pannell

Broadcasting by D. P. Leggatt

Consumer electronics by St John C. Jackson

Radio navigation and radar by D. W. G. Byatt

Audio by Adrian Hope

H.f. radio communication by R. F. E. Winn

Electronic measuring instruments by John L. Minck

61 News of the month

More v.h.f. broadcasting Engineers want registration
Japanese make Prestel terminals

64 World of amateur radio

67 Practical parallel-tracking pickup arm — 2

by R. Cooper

73 Circuit ideas

Simple waveform generator Amplitude modulator
Long duration timer

77 Letters to the editor

Sidebands as phasors Digital filters
The Poynting vector

81 More on the scientific computer

by J. H. Adams


87 S.s.b. and f.m. transceiver — 4

by G. R. B. Thornley

92 Novatexts: astables — logic gate circuits

by P. Williams

95 New products



**A WORD IN
YOUR EAR
HAMEG
oscilloscopes
ARE HERE**

Hameg the name for quality, performance and value in OSCILLOSCOPES. Advanced design optimising the use of both integrated circuits and discrete components ensures reliability.

Just a glance at the specification chart will make you want to know more.

HM 307	Single Trace DC-10 MHz, 5 mV/cm Plus built in Component Tester	£149
HM 312	Dual Trace DC-20 MHz, 5 mV/cm Sweep Speeds 40 ns - 0.2s/cm 8 x 10 cm Display	£250
HM 412	Dual Trace DC-20 MHz, 2mV/cm Sweep Speeds 40 ns - 2 s/cm and Sweep Delay	£350
HM 512	Dual Trace DC-50 MHz, 5 mV/cm Sweep Speeds 20 ns - 5 s/cm plus Sweep Delay	£580
HM 812	Dual Trace DC - 50 MHz, 5 mV/cm 20 ns - 5 s/cm, Sweep Delay and Storage	£1325

We may be a new name to you, but each instrument is backed by over 21 years experience in oscilloscopes.

For FULL Details please contact

HAMEG Limited

74 - 78 Collingdon St.,

Luton, Beds. LU1 1RX.

Tel: (0582) 413174

UK Subsidiary of Hameg K Hartmann KG

HM307



HM312



HM412




HM512



HM812



All prices UK list exc. VAT.




DON'T GAMBLE WITH PERFORMANCE BUY LEVELL OSCILLATORS



FREQUENCY 1Hz to 1MHz in 12 ranges.
ACCURACY 0 to 1% fine control on TG200DMP.
 $\pm 1.5\% \pm 0.01\text{Hz}$ up to 100kHz.
 $\pm 2\%$ up to 1MHz.
SINE OUTPUT 7V r.m.s. down to $< 200\mu\text{V}$ with $R_s = 600\Omega$.
DISTORTION $< 0.05\%$ from 50Hz to 15kHz,
 $< 0.1\%$ from 10Hz to 50kHz, $< 0.2\%$
 from 5Hz to 150kHz, $< 1\%$ at 1Hz and
 1MHz.
SQUARE OUTPUT TG200D, DM & DMP only, 7V peak
 down to $< 200\mu\text{V}$. Rise time
 $< 150\text{nS}$.
SYNC OUTPUT $< 1\text{V}$ r.m.s. sine in phase with output
SYNC INPUT $\pm 1\%$ freq. lock range per volt r.m.s.
METER SCALES TG200M, DM & DMP only. 0/2V
 0/7V & $-14/+6\text{dBm}$.
SIZE & WEIGHT 260 x 130 x 180mm. 4.3kg with
 batteries.

TG200 TG200D TG200M TG200DM TG200DMP
£92 £99 £115 £120 £125



FREQUENCY 3Hz to 300kHz in 5 decade ranges.
ACCURACY $\pm 2\% \pm 0.1\text{Hz}$ to 100kHz.
 Increasing to $\pm 3\%$ at 300kHz.
SINE OUTPUT 2.5V r.m.s. down to $< 200\mu\text{V}$
DISTORTION $< 0.2\%$ from 50Hz to 50kHz.
 $< 1\%$ from 10Hz to 200kHz.
SQUARE OUTPUT 2.5V peak down to $< 200\mu\text{V}$.
SYNC. OUTPUT 2.5V r.m.s. sine.
METER SCALES 0/2.5V & $-10/+10\text{dB}$ on
 TG152DM.
SIZE & WEIGHT 260 x 130 x 180mm. 3.4kg with
 batteries.

TG152D

Without meter **£74**

TG152DM

With meter **£92**

FREQUENCY 0.2Hz to 1.22MHz on four decade
 controls.
ACCURACY $\pm 0.02\text{Hz}$ below 6Hz.
 $\pm 0.3\%$ from 6Hz to 100kHz.
 $\pm 1\%$ from 100kHz to 300kHz.
 $\pm 3\%$ above, 300kHz.
SINE OUTPUT 5V r.m.s. down to $30\mu\text{V}$ with $R_s = 600\Omega$.
DISTORTION $< 0.15\%$ from 15Hz to 15kHz.
 $< 0.5\%$ at 1.5Hz and 150kHz.
METER SCALES 2 Expanded voltage and $-2/+4\text{dBm}$
SIZE & WEIGHT 260 x 180 x 180mm. 5.4kg.

TG66B

Battery model **£245**

TG66A

Mains & battery model **£260**



Prices are ex works with batteries. Carriage, packing and VAT extra.
 Optional extras are leather cases and mains power units.
 Send for data covering our range of portable instruments.

LEVELL ELECTRONICS LTD.

MOXON STREET, BARNET, HERTS., EN5 5SD.
TEL: 01-449 5028/440 8686

Quantum Electronics

THE LATEST AND BEST SOURCE OF SUPERFI AUDIO EQUIPMENT

Although we may be a new name to you, our products use refinements of circuitry which has been well proven over the past few years. By redesigning to what we consider the optimum cost/performance/appearance breakpoint we can now offer the best sound per pound that you will find anywhere. In addition to the items below we can supply ready built power amps, with active crossovers if required, in a variety of options including custom designed and finished metalwork in small (5+) or large quantities. If you do not see what you want please enquire.

'STATE OF THE ART' PRE-AMP



Undoubtedly the best pre-amp on the market, it is supplied ready built, not a kit, and caters for disc, aux and 2 or 3-head tape machine. The built-in supply regulators require only rough dc, available from all our power amps or the matching mains supply kit, CSI. The performance is almost perfect, with virtually zero thd (< .002%, 1kHz), zero common mode distortion, fast slewing, high overload (40dB) and low noise (70dB mag). It is attractively finished in black and is also available in a special version to cater for moving-coil cartridges.

CI (mag): £67.85 CSI (mains supply kit): £10.13
CI mc (m-coil): £73.10 Module (trade and export only): £47.25, £51.60 (m-coil)

'DOMESTIC' POWER AMP KITS



P1: Mono 1 x 55W/8Ω, 80W/4Ω £67.81
P2: Stereo 2 x 45W/8Ω, 65W/4Ω £79.35
P3: Mono 1 x 120W/8Ω £83.32
P4: Stereo 2 x 110W/8Ω £99.48
P5: Mono 1 x 150W/8Ω, 260W/3Ω £103.24
P6: Mono 1 x 250W/8Ω £112.35
Also available ready built POA

Styled and finished to match the CI, they are supplied with ready built and tested pcbs and require only simple assembly and point-to-point wiring of power transistors, supply, etc. In this way the possibility of errors and subsequent damage is drastically reduced. The performance, again, is second to none in this magazine, with ultra low thd < .005%, 1k, 10W) and fast slewing contributing to their established exceptional subjective qualities.

'SLAVE TRAY' & RACK MOUNTING KITS



ST1: Mono 1 x 55W/8Ω, 80W/4Ω £49.45
ST2: Stereo 2 x 45W/8Ω, 65W/4Ω £65.55
ST3: Mono 1 x 130W/8Ω £63.94
ST4: Stereo 2 x 110W/8Ω £93.61
ST5: Mono 1 x 150W/8Ω, 260W/3Ω £79.74
ST6: Mono 1x250W/8Ω £86.25
Plain lid £4.23
Black lid £7.68

RACK MOUNTING KIT:
Slave tray (state which) plus £15.41
Also available ready-built POA

These kits are designed to cope with sustained high level use, for which the domestic kits are not suitable. The same high performance circuitry is used with the power transistors mounted on substantial external heatsinks. The "slave tray" is the bare bones of a power amp and comprises a simple plain finished chassis, tested amp pcbs and transistors, heatsinks and power supply. No specific connectors are supplied to allow flexibility of application. You can mount the slave tray in your cabinet or use our plain or black lid to achieve a match with our pre-amp. The slave tray forms the basis for the rack mounting kits which add a black lid and heavy gauge 3 1/2 ins black front. Low field toroidal transformers are used and there is spare room for extra circuitry if required. We stock a range of connectors for your convenience.



MODULES: UP TO 250W r.m.s.

These modules are available in a variety of powers and forms (including L bracket mounting) to trade and export customers only. They come ready built and tested and use the same proven circuitry as the other amps in our range and set an unsurpassed standard of performance and reliability. We also have power supplies for use with these. Please contact us for prices with competitive quantity discounts. The module illustrated is a medium duty 250W rms type using 4 of the latest Japanese "super" power transistors.

EXPORT: We can deal efficiently with orders to any country. Please write with your specific requirements for a quote by return. All power amps can be wired for 110v mains.
INFORMATION: Before ordering any of these or competitors' products, why not send for our detailed information? Large SAE or dollar bill please.

All prices shown are inclusive and all power ratings are real RMS watts, unlike the phoney ratings of many modules. Although we try to deal with orders promptly, please allow 28 days to avoid disappointment. Large orders please phone for delivery date.

DISTRIBUTORS: We are eager to establish distributors throughout the world and invite enquiries from interested parties.

SERVICING: We offer an after-sales service, with fixed maximum charges, for all our kits.

1A STAMFORD STREET, LEICESTER LE1 6NL
Tel: 546198
USA: OX DISCO, BOX 123, CLAYMONT, DE 19703

Microcomputers are coming - ride the wave! Learn to program

Millions of jobs are threatened, but millions more will be created through the microcomputer revolution. Will YOU sink or swim? Be one of the people who welcomes computers and the end of boring jobs.

Learn BASIC - the language of the small computer and the most easy-to-learn computer language in widespread use. Teach yourself with a course which takes you from complete ignorance step-by-step to real proficiency - all you need to start with is a knowledge of simple arithmetic and the use of decimals. And you don't need a computer.

This unique course comes as four A4 books, written by three authors well-known in the fields of microcomputing, self instruction and writing clear English. In 60 straightforward lessons you learn the five essentials, problem definition, flowcharting, coding the program, debugging, and preparing clear documentation.

Every issue has thought-provoking questions and we never ask for mindless drudgery. You will know that you are mastering the material and feel a rare satisfaction. Harder problems are provided with a series of graded hints, a unique and really helpful approach. So you never sit glassy eyed with your mind a blank. First time through, you may need to read most of the hints, but you will soon learn to tackle tough programming tasks - such as writing programs for computer games, preparing graphs on an output printer, calculating compound interest tables and estimating costs.

COMPUTER PROGRAMMING IN BASIC £7.50

Book 1 Computers and what they do well: READ, DATA, PRINT, powers, brackets, variable names, LET, errors, coding simple programs.

Book 2 High and low level languages, flowcharting, functions, REM and documentation; INPUT, IF... THEN, GO TO; limitations of computers, problem definition.

Book 3 Compilers and interpreters; loops, FOR... NEXT, RESTORE, debugging, arrays; bubbles sorting; TAB.

Book 4 Advanced BASIC; subroutines; string variables; files; complex programming; examples; glossary.

THE BASIC HANDBOOK £11.50

This best-selling American title usefully supplements our BASIC course with an alphabetical guide to the many variations that occur in BASIC terminology. The dozens of BASIC 'dialects' in use today mean programmers often need to translate instructions so that they can be RUN on their system. The BASIC Handbook is clear, easy to use and should save hours of your time and computer time. A must for all users of BASIC throughout the world.

FORTRAN COLORING BOOK £5.40

If you have to learn Fortran (and no one actually wants to assimilate it for the good of the soul) buy this book. Forget the others - this one is so good it will even help you understand the standard, dense, boring, unintelligible texts. "New Scientist

A.N.S. COBOL £4.40

Covers the most widely used computer language in business today. It teaches how to write a COBOL program and compile it effectively, paying proper attention to spelling, punctuation, and format.

THE ALGORITHM WRITER'S GUIDE £3.75

FLOW CHARTS & ALGORITHMS help you present; safety procedures, government legislation, office procedures, teaching materials and computer programs by means of YES and NO answers to questions.

The Algorithm Writer's Guide

explains how to: define the questions, put them in the best order and draw the flow chart, with numerous examples shown. All that students require is an aptitude for logical thought. Size: A5, 130 pages. This book is a MUST for those with things to say.



Cambridge Learning Enterprises

Understand Digital Electronics

In the years ahead the products of digital electronics technology will play an important part in your life. Calculators and digital watches are already commonplace. Tomorrow a digital display could show your vehicle speed and fuel consumption; you could be 'phoning people by entering their name into a telephone which would automatically look up their number and dial it for you.

These courses were written by experts in electronics and learning systems so that you could teach yourself the theory and application of digital logic. Learning by self-instruction has the advantages of being faster and more thorough than classroom learning. You work at your own pace and must respond by answering questions on each new piece of information before proceeding.

After completing these courses you will have broadened your career prospects and increased your fundamental understanding of the rapidly changing technological world around you.

DIGITAL COMPUTER LOGIC AND ELECTRONICS £7.00

Digital Computer Logic and Electronics is designed for the beginner. No mathematical knowledge other than simple arithmetic is assumed, though the student should have an aptitude for logical thought. It consists of four volumes - each A4 size - and serves as an introduction to the subject of digital electronics. Everyone can learn from it - designer, executive, scientist, student, engineer.

- Book 1 Binary, octal and decimal number systems; conversion between number systems.
- Book 2 AND, OR, NOR and NAND gates and inverters; Boolean algebra and truth tables.
- Book 3 Positive ECL; De Morgans Laws; designing logic circuits using NOR gates.
- Book 4 R-S and J-K flip flops; binary counters, shift registers and half adders.

DESIGN OF DIGITAL SYSTEMS £11.50

Design of Digital Systems is written for the engineer seeking to learn more about digital electronics. Its six volumes - each A4 size are packed with information, diagrams and questions designed to lead you step-by-step through number systems and Boolean algebra to memories, counters and simple arithmetic circuits, and finally to a complete understanding of the design and operation of calculators and computers. Contents include:

- Book 1 Octal, hexadecimal and binary number systems; conversion between number systems; representation of negative numbers; complementary systems; binary multiplication and division.
- Book 2 OR and AND functions; logic gates; NOT, exclusive-OR NAND, NOR and exclusive-NOR functions; multiple input gates; truth tables; De Morgans Laws; canonical forms; logic conventions; Karnaugh mapping; three-state and wired logic.
- Book 3 Half adders and full adders; subtractors; serial and parallel adders; processors and arithmetic logic units (ALUs); multiplication and division systems.
- Book 4 Flip flops; shift registers; asynchronous and synchronous counters; ring, Johnson and exclusive-OR feedback counters; random access memories (RAMs) and read only memories (ROMs).
- Book 5 Structure of calculators; keyboard encoding; decoding display data; register systems; control unit; program ROM; address decoding; instruction sets; instruction decoding; control programme structure.
- Book 6 Central processing unit (CPU); memory organization; character representation; program storage; address modes; input/output systems; program interrupts; interrupt priorities; programming; assemblers; computers; executive programs; operating systems and time sharing.

O-LEVEL ENGLISH LANGUAGE £7.00

More and more jobs require a C-GRADE PASS, and over 250,000 people fail to get this every year. Will one of them be in your family? This new course, written by experts in a style that's serious yet fun to read, shows you how to mark your own work and compare it with the work of other people in their exam year. Set your own pace and assess your results immediately with no postal delays: watch your speed and standards improve. In Book 1 learn how you will be marked on COMPREHENSION, Book 2 covers SUMMARY, PUNCTUATION & SPELLING, and Book 3 coaches you in the principles of COMPOSITION. Size: 3 A4 volumes totalling 250 pages.

SELF-INSTRUCTION COURSES



CAMBRIDGE LEARNING ENTERPRISES, UNIT 36, RIVERMILL SITE, FREEPOST, ST. IVES, HUNTINGDON, CAMBS PE17 4BR, ENGLAND.
TELEPHONE: ST. IVES (0480) 67446

All prices include worldwide postage (airmail extra)
If order comes to £15 or more, deduct £2
Please allow 21 days for delivery

GUARANTEE No risk to you.
If you are not completely satisfied your money will be refunded. When books are returned in good condition.

- Please send me the following books:
- Computer Programming in BASIC (4 books) at £7.50
 - The BASIC Handbook at £11.50
 - FORTRAN Coloring Book at £5.40
 - A. N. S. COBOL at £4.40
 - Algorithm Writers Guide at £3.75
 - Digital Computer Logic & Electronics (4 books) at £7.00
 - Design of Digital Systems (6 books) at £11.50
 - O-Level English Language (3 books) at £7.00

I enclose a *cheque/PO payable to Cambridge Learning Enterprises for £.....
Please charge my (*delete where applicable).
* Access/Barclaycard/Visa/Eurocard/Mastercharge/Trustcard

Diners Club Account no

Signature

Telephone orders from credit card holders accepted on 0480-67446 (Ansafone). Overseas customers (inc. Eire) should send a bank draft in sterling drawn on a London Bank, or quote credit card number.

Name

Address

Cambridge Learning Enterprises, Unit 36, Rivermill Site
FREEPOST, St. Ives, Huntingdon, Cambs PE17 4BR, England



In future, recording the present will be a thing of the past.

What's past is past. And said to be best forgotten.

But it's fundamental to the very existence of communications recording to be able to replay a selected portion of tape to find out what was said by who, to whom . . . and when. And 'when' can be vital.

Equally vital, particularly in emergencies when every second counts, is the ability to obtain such replay access rapidly, precisely, automatically. With absolute certainty—and without time-consuming multiple knob-twiddling aided by guesswork.

Racal Recorders has recognized this need and produced TIMESEARCH—designed specifically for its ICR range of multi-channel communications recorders—and providing just these facilities.

TIMESEARCH can generate a coded time reference signal of crystal accuracy and index it onto the tape. It can read and display that signal. It can search a tape at high speed for a pre-selected time signal and automatically initiate replay at that time.

In communications recording, the future becomes the present; the present becomes the past. And when you need to recall the past with precision, you need TIMESEARCH.



And for providing precise time signals every 10 seconds for recording onto magnetic tape: the International Timing Unit.

Racal Recorders always on the right track

Racal Recorders Limited, Hardley Industrial Estate, Hythe, Southampton, Hampshire, SO4 6ZH. Telephone: 0703 843265. Telex: 47600.

VV — 022 FOR FURTHER DETAILS

RACAL

THE CINTEC SINUSOIDAL FREQUENCY AND VOLTAGE STABILIZER

APPLICATIONS

- * SOUND RECORDING
- * VIDEO RECORDING
- * MEDICAL
- * MARINE
- * COMPUTERS
- * NAVIGATIONAL SYSTEMS

Applications for the use of CINTEC FREQUENCY & VOLTAGE STABILIZER are more numerous than can be listed. Therefore, if you have a supply problem, contact CINTEC LIMITED whose engineers will be only too pleased to assist.

SPECIFICATION

INPUT	100-125 volts or 200-250 volts at 45-65Hz.
OUTPUT	115 volts or 230 volts
RATING	500VA or 250VA
STABILITY	Voltage $\pm 1\%$ No load to full load— Frequency $\pm 0.01\%$ No load to full load
FREQUENCY	50Hz or 60Hz. Single or dual versions
WAVEFORM	SINUSOIDAL
DISTORTION	2%
AMB TEMP	-20°C to +40°C
COOLING	Fan Coded
DUTY	Continuous
DIMENSIONS	432 (W) x 196 (H) x 508mm (D) (17" x 7 3/4" x 20")
WEIGHT	45 or 30Kg unpacked
CONSTRUCTION	Cabinet or rack mounting
TERMINATION	Cannon Connectors at rear of case
NATO CODIFIED	
24V DC Inverter	

In addition to the A.C. operated models, a 24v D.C. INVERTER Stabilizer is available which operates from a heavy duty 24 volt battery and has output ratings similar to the A.C. models. This type of Stabilizer is particularly suitable for mobile operation.

Cintec Ltd., Wandle Way, Mitcham, Surrey CR4 4NB, England. Tel: 01-640 2241. Telex: 946177



The CINTEC FREQUENCY & VOLTAGE STABILIZER provides the answer to both these problems

When the supply frequency is fluctuating wildly, between 45Hz and 65Hz and the voltage by more than 10% the output from the Stabilizer will not vary more than .01% from 50Hz or 1% in voltage, even when different loads are imposed.

Used by Government establishments, oil rigs, hospitals, police, video and electronic industry, shipbuilders etc, for a wide range of applications including video systems, medical, frequency conversion, navigational aids and sound recording systems.

The CINTEC FREQUENCY & VOLTAGE STABILIZER is also available for supplies of 100-125 volts, 45-65Hz with an alternative output of 50Hz or 60Hz at 115 volts or 230 volts and as a dual frequency model with a switchable output of 50Hz or 60Hz.

The Stabilizer may also be used as a frequency converter. For example, the supply to it can be any frequency between 45-65Hz and the output can be switched to either 50Hz or 60Hz.

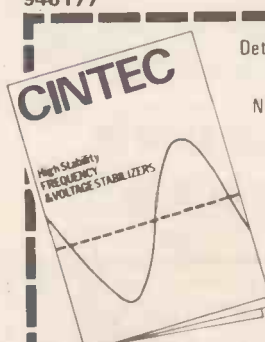
Cintec Ltd., Wandle Way, Mitcham, Surrey CR4 4NB, England. Tel: 01-640 2241. Telex: 946177

- ★ 500VA OR 250VA
- ★ SOLID STATE
- ★ HIGH STABILITY
- ★ ROBUST
- ★ VERSATILITY
- ★ RELIABILITY
- ★ SINUSOIDAL

Reliable Frequency & Voltage Stabilization

The efficient operation of sophisticated electrical and electronic equipment is, in many instances, dependent upon an electrical supply which is stable in both frequency and voltage.

In many countries and even in the United Kingdom during periods of heavy demand, the variation in the frequency and voltage is sufficient to introduce errors and the malfunction of such items as Recording equipment etc. Likewise, in certain areas, the only source of supply is from a Generator, the output of which can vary considerably when different loads are imposed. This has precluded the use of a wide range of equipment in many countries. Voltage Stabilizers are readily available but these do not stabilize the frequency of the supply which, in many instances, is essential.



Detailed Specification and Brochure - Available Post Coupon or Telephone/Telex

Name _____
 Position _____
 Company _____
 Address _____

WW5

CINTEC LTD

Wandle Way, Mitcham, Surrey CR4 4NB, England. Telephone: 01-640 2241 Telex: 946177

WW-019 FOR FURTHER DETAILS

A professional printer-

200 c.p.s.
(bi-directional)

**12 month
warranty**

ONLY
£995*
+ VAT

MANNESMANN


**End user, quantity one, cash with order price.*

Eddystone at SONIC SOUND AUDIO

The Leaders in Short Wave

BRITAIN'S No.1
AUDIO STORE

SOLE U.K. RETAIL
DISTRIBUTORS
FOR EDDYSTONE



Sonic Sound, the premier home entertainment store have now added yet another big name in the field of sound equipment to further enhance their prestige in London's centre of the audio/visual and Hi-Fi field in Tottenham Court Road.

Eddystone, at the top of the tree since short wave began, have now appointed Sonic Sound Audio as sole retail distributors in the United Kingdom

Anyone even contemplating purchasing short wave equipment, be they looking for the best possible available for their Embassy, press department or home use, should visit or contact Sonic where they will be able to view and listen to the most comprehensive range of the latest short wave equipment on the market today.

Listen and choose in comfort at Britain's most up-to-date air conditioned sound demonstration studios. Full ranges of Hi-Fi, Video equipment, In-car and portables, etc., from all leading manufacturers; B & O, Sanyo, Sony, Hitachi, Pioneer, J.V.C. ...



THE COMMUNICATION CENTRE

SONIC SOUND AUDIO

248-256 TOTTENHAM COURT ROAD LONDON W1 TEL: 01-637 1908

Eddystone

A Marconi Group Company.



WW - 049 FOR FURTHER DETAILS

within your reach!

The M80-MC 80 column printer from Mannesmann Tally

Higher reliability, longer life, faster operation... that's the M80-MC.

It may cost just a little more than some "personal computer" printers, but it offers a whole lot better value.

When other cheaper printers come to a halt in the middle of a heavy work load, the Mannesmann Tally M80-MC carries on. It's a proven, 200 c.p.s. bi-directional printer which is based on micro-processor electronics—hence the low price.

- * 80 column, 200 c.p.s., bi-directional, 7 x 7 matrix (64 character U.K. set).
- * Industry standard parallel interface—compatible with all popular microcomputers.
- * Simple DIY installation.
- * Only £995 + VAT (includes Securicor delivery).
- * 12 month comprehensive Warranty (return to factory); fixed price repair service thereafter.

* Field service agreements available from our own nationwide maintenance organisation.

* Options include:- 16.5 c.p.i. condensed print, 9 x 9 matrix, 96 c. set, serial interface, etc.

Applications assistance is only a 'phone call away.



Send coupon for more details.
Tally Limited, Tally House,
7 Cremyll Road,
Reading,
Berks. RG1 8NQ.

WW1

Please send further details on the M80-MC to:-

Name _____

Address _____

Dept. C.E. _____



Make positive contact



IEA-ELECTREX



International Electrical Electronic and Instrument Exhibition

The third International Electrical, Electronic and Instrument Exhibition will once again prove to be a unique point of contact for specifiers, buyers, and indeed anyone interested in the future of the industry.

Over 1,000 different exhibiting companies covering just about everything electrical and electronic. From heavy power production equipment, coil-winding machinery, insulation and lighting... to electronic test, control and measurement instruments, general and sophisticated. Electric vehicles and allied equipment... to scientific and laboratory instruments. Transformers... to opto-electronic devices. Electrical and electronic components of all kinds.

To help you locate specific items, the highly successful computer enquiry service will once again be operating; providing an instant read-out of exhibitor and product information, as well as the specific location, based on the visitor's particular enquiry.

As an additional bonus, too, visitors will be able to transfer, free of charge, to IPHEX 80—the International Pneumatics and Hydraulics Exhibition.

Naturally enough, IEA-ELECTREX '80, the only internationally recognised event for the electrical and electronic industries in the UK, will have an internationally recognised venue—Birmingham's National Exhibition Centre.

Here, in the heart of the country, facilities for visitors are unrivalled. Excellent communications, accommodation and entertainment make a fitting location for this shop window for the British and international electrical and electronic industries.

Make sure you're there. And make some positive contacts at IEA-ELECTREX '80. IEA-ELECTREX '80. Together, they mean business.

National Exhibition Centre Birmingham,
England 25-29 February 1980

Opening hours:
09.30-18.00 hrs. daily.



Please send me further information on IEA-Electrex '80

Name _____

Company _____

Address _____

Send to: Print Services Department, IEA-Electrex '80,
Industrial & Trade Fairs Ltd.,
Radcliffe House, Blenheim Court,
Solihull, West Midlands B91 2BG.
Tel: 021-705 6707.
Telex: 337073.

Eddystone EC958/7 for arduous environments



This ruggedized version of the famous Eddystone 958 Series of high-grade professional receivers is fitted with anti-vibration mounts and drip-proof cowl. It covers 10kHz to 30MHz, with 1Hz digital readout and 4Hz stability under rigorous conditions of service. This receiver is ideal for general communication use, network monitoring, surveillance, military, mobile and shipborne installations. It is also available in standard form for bench or rack mounting.

Eddystone Radio Limited

Member of Marconi Communication Systems Limited

Alvechurch Road, Birmingham B31 3PP, England
Telephone: 021-475 2231 Telex: 337081

A GEC-Marconi Electronics Company



WW — 006 FOR FURTHER DETAILS

TOTAL AMPLIFICATION FROM CRIMSON ELEKTRIK

WE NOW OFFER THE WIDEST RANGE OF SOUND PRODUCTS —

STEREO PRE-AMPLIFIER



CPR 1 — THE ADVANCED PRE-AMPLIFIER. The best pre-amplifier in the U.K. The superiority of the CPR 1 is probably the disc stage. The overload margin is a superb 40dB, this together with the high slewing rate ensures clean top, even with high output cartridges tracking heavily modulated records. Common-mode distortion is eliminated by an unusual design. R.I.A.A. is accurate to 1dB; signal to noise ratio is 70dB relative to 3.5mV; distortion < .005% at 30dB overload 20kHz.

Following this stage is the flat gain/balance stage to bring tape, tuner, etc. up to power amp. signal levels. Signal to noise ratio 86dB; slew-rate 3V/uS; T.H.D. 20Hz—20kHz—0.008% at any level.

F.E.T. muting. No controls are fitted. There is no provision for tone controls. CPR 1 size is 138x80x20mm. Supply to be ± 15 volts.

MC 1 — PRE-AMPLIFIER. Suitable for nearly all moving-coil cartridges. Sensitivity 70/170uV switchable on the p.c.b. This module brings signals from the now popular low output moving-coil cartridges up to 3.5mV (typical signal required by most pre-amp disc inputs). Can be powered from a 9V battery or from our REG 1 regulator board.

XO2:XO3 — ACTIVE CROSSOVERS. XO2 — two way, XO3 — three way. Slope 24dB/octave. Crossover points set to order within 10%.

REG 1 — POWER SUPPLY. The regulator module, REG 1 provides 15.0-15v to power the CPR 1 and MC 1. It can be used with any of our power amp supplies or our small transformer TR 6. The power amp kit will accommodate it.

POWER AMPLIFIERS. It would be pointless to list in so small a space the number of recording studios, educational and government establishments, etc., who have been using CRIMSON amps satisfactorily for quite some time. We have a reputation for the highest quality at the lowest prices. The power amp is available in five types, they all have the same specification, T.H.D. typically .01% any power 1kHz 8 ohms. T.I.D. insignificant, slew rate limit 25V/uS; signal to noise ratio 110dB; frequency response 10Hz-35kHz. — 3dB; stability unconditional, protection drives any load safely; sensitivity 775mV (250mV or 100mV on request), size 120 x 80-25mm.

POWER SUPPLIES. We produce suitable power supplies which use our superb TOROIDAL transformers only 50mm high with a 120-240 primary and single bolt fixing (includes capacitors/bridge rectifier).

POWER AMPLIFIER MODULE



POWER AMPLIFIER KIT. The kit includes all metalwork, heatsinks and hardware to house any two of our power amp modules plus a power supply. It is contemporarily styled and its quality is consistent with that of our other products. Comprehensive instructions and full-back-up services enable a novice to build it with confidence in a few hours.

PRE-AMP KIT

This includes all metalwork, pots, knobs, etc., to make a complete pre-amp with the CPR1(S) module and the MC1(S) module if required.



POWER AMPLIFIER MODULES

CE 608 60W/8 ohms 35.0-35v	£19.52
CE 1004 100W/4 ohms 35.0-35v	£23.02
CE 1008 100W/8 ohms 45.0-45v	£25.96
CE 1704 170W/4 ohms 45.0-45v	£31.00
CE 1708 170W/8 ohms 60.0-60v	£33.97

TOROIDAL POWER SUPPLIES

CPS1 for 2xCE 608 or 1xCE 1004	£16.56
CPS2 for 2xCE 1004 or 2/4xCE 608	£18.80
CPS3 for 2xCE 1008 or 1xCE 1704	£19.75
CPS4 for 1xCE 1008	£17.12
CPS5 1 for 1xCE 1708	£24.15
CPS6 for 2xCE 1704 or 2xCE 1708	£25.53

HEATSINKS

Light duty, 50mm, 2 C/W	£1.44
Medium power, 100mm, 1-4 C/W	£2.35
Disc/group, 150mm, 1-1 C/W	£3.04
Fan, 80mm, state 120 or 240v	£19.70
Fan mounted on two drilled 100mm heatsinks 2x4 C/W, 65 max, with two 170W modules	£31.05

THERMAL CUT-OFF, 70°C

	£1.54
--	-------

POWER AMP KIT £35.03

PRE-AMPS

These are available in two versions — one uses standard components, and the other (the S), uses MO resistors where necessary and tantalum capacitors.

CPR 1	£31.65
MC 1	£21.28
CPR 1S	£40.87
MC 1S	£33.17

ACTIVE CROSSOVERS

XO2	£15.16
XO3	£23.58

POWER SUPPLY

REG1	£6.90	TR6	£1.97
------	-------	-----	-------

PRE-AMP KIT £38.07

BRIDGE DRIVER, BD1	£5.75
Obtain up to 340W using 2x170W amps and this module, BD1	

CRIMSON ELEKTRIK

1A STAMFORD STREET, LEICESTER LE1 6NL Tel. (0533) 553508

U.K. — Please allow up to 21 days for delivery

All prices shown are UK only and include VAT and post, COD 90p extra. L100 limit. Export is no problem, please write for specific quote. Send large SAE or 3 International Reply Coupons for detailed information. Distributors: Down Hi-Fi & Video Centre, 65 Abbey Street, Bangor, N. Ireland. Badger Sound Services Ltd., 46 Wood Street, Lytham St. Annes, Lancashire FY8 1QG

WW—035 FOR FURTHER DETAILS

1...2...3... testing...testing testing



Avo produce an impressive range of servicing instruments for on-site and work-bench use.

1. There is the tried and tested **Avometer 8**, with overload protection and a robust centre-pole movement resisting all the knocks of on-site work. It is just one of a complete range of portable multimeters.

2. Then there is the **Avoscope A101**, a portable, mains operated dual channel 10 MHz oscilloscope – a low cost instrument offering an accuracy of $\pm 5\%$ that is simple to use.

3. Also, Avo offer a choice of AM or AM/FM **Signal Generators** with variable outputs, providing accurate repeatable attenuation.

Avo quality is built on many years of experience. If you'd like more detailed information about the range, contact your nearest Avo Appointed Distributor, or ask Avo.



Avo Limited,
Archcliffe Road, Dover,
Kent CT17 9EN.
Tel: 0304 202620 Telex: 96283

Thorn Measurement & Components Division

You'll never meet a better meter

SCIENCE FACT

The invention of the silicon chip by Texas Instruments, turned science fiction into science fact overnight. That was in 1965, but only now is the full potential of the 'chip' being realised.

Texas Instruments offer you 14 years of extensive research and development in the form of data and reference books that will enable you to get the very best from their micro-miracle.

Whether it's your business or hobby, anyone interested in micro-technology will find these books invaluable.

Get the real facts from the inventors of the 'chip'



TEXAS INSTRUMENTS

Texas Instruments Ltd, Supply Division,
MS21, Manton Lane, Bedford Tel: 0234 67466

Slough: 186 High Street, Slough, Berks. Tel: 0753 70531

Manchester: Knightsbridge Mall, Arndale Centre,
Market Street, Manchester. Tel: 061-832 6238

WW — 010 FOR FURTHER DETAILS

Please send me the books ticked. I enclose £_____ plus £1.15 P&P

DATA BOOKS

- T.T.L. Data £5.00
- Interface Circuits Data £3.50
- Power Semiconductor Data £3.20
- Transistor and Diode Vol. I £3.50
- Linear Control Data £2.50
- Optoelectronics Data £3.50

OTHER T.I. BOOKS

- Optoelectronics Theory and Practice £7.50
- Semiconductor Circuit Design Vols. I to IV £6.50 each
- Volume V £7.95
- Understanding Solid State Electronics £1.20
- Understanding Digital Electronics £3.50
- Software Design for Microprocessors £12.00
- 9900 Assembly Language Guide £4.00
- 9900 Family Systems Design £8.00
- Calculating Better Decisions (SR51-II) £5.00
- Calculator Decision Making Source Book (TI-51 III) £5.00
- Calculator Analysis for Business and Finance (TI-42 MBA) £7.00
- Sourcebook for Programmable Calculators (TI-58/58C/59) £11.45

TI-59 PAKETTES

Each pakette contains complete listings of programmes suitable for use with the TI Programmable 59 calculator £5.95 each

- Electronic Engineering
- Black Body Radiation
- Astrology
- Marketing/Sales
- Mathematics
- Production Planning
- TI-59 Fun (Games Pakette)
- Oil/Gas/Energy
- Printer Utility
- Programming Aids
- Fluid Dynamics
- 3D Graphics
- Lab Chemistry

NAME _____

ADDRESS _____

PORTABLE PRECISION

A range of 3½ digit LCD multimeters offering high precision and extended battery life. All feature 0.5" LCD read-out with 'battery low' warning, inputs protected against overloads and transients, Auto-polarity, Auto-zero, rugged ABS cases and a full 1-year warranty.

The LMM-200 is a compact handheld multimeter with 0.5% basic accuracy and 15 different ranges. It measures voltage from 0.1mV to 500V, current from 0.1uA to 2 Amps, and resistance from 0.1 Ω to 2M Ω.

The LMM-2001 is an identical instrument but with 0.1% basic accuracy.

The LMM-100 has an adjustable handle, a 2,000 hour battery life and is ideally suited to field or bench use. It measures voltage from 0.1mV to 1KV, current from 0.1uA to 2 Amps, and resistance from 0.1 Ω to 20M Ω. 0.1% basic accuracy.

Lascar Electronics Ltd., Unit 1, Thomasin Road, Basildon, Essex.
Telephone No: Basildon (0268) 727383.



FROM
£34.95 +VAT

	£	P & P	VAT	TOTAL
LMM-200	34.95	1.00	5.39	41.34
LMM-2001	44.95	1.00	6.89	52.84
LMM-100	69.95	1.50	10.72	82.17
TEST LEADS	1.95	0.25	0.33	2.53

To: Lascar Electronics, Unit 1, Thomasin Road, Basildon, Essex.

Please send me Data
LMM-100 £82.17 LMM-200 £41.34 LMM-2001 £52.84 TEST LEADS £2.53

Name _____


Address _____

Tel. No. _____

I enclose cheque/P.O. value _____

WW — 051 FOR FURTHER DETAILS

4-DIGIT DDD'S FOR LCD'S. SMARTER. CHEAPER. MONOLITHIC. FROM INTERSIL. NATURALLY.



DOWN GOES THE COMPONENT COUNT.

As a leader in monolithic Display Decoder Drivers (DDD), Intersil pioneered the "Driver on a Chip." But, we're not resting on our laurels. We're making more and better DDD's. Less expensively. The ICM7211 (LCD) and ICM7212 (LED) Display Decoder/Drivers are two good examples.

ONE CHIP FROM LOGIC TO DISPLAY.

The ICM7211 is simply the best 4-digit LCD driver available today. μ P-controlled or multiplexed BCD input. Hexadecimal (0-9, A, B, C, D, E, F) or Code B (0-9, -, E, H, L, P, BLANK). It requires no external logic to drive four digits. The segment outputs of ganged chips can be directly slaved to the backplane. And, a complete on-board backplane oscillator eliminates the need for any external components. LED Displays? Specify the ICM7212 for non-multiplexed LED display and get a brightness control with a single potentiometer, no RF interference, and typically 8mA DC per segment at full brightness.

LOW POWER CMOS DDD'S.

Today, Intersil offers a complete family of counters, timers and display drivers in low-power MAXCMOS™. Monolithic circuits that reduce your component count, power requirements and design time. At a cost that helps you think CMOS.

COMPARE PRICE AND PERFORMANCE.

	ORDER PART NUMBER	OUTPUT CODE	INPUT CONFIGURATIONS	PRICE*
LCD DISPLAY	ICM7211IPL	HEXADECIMAL CODE B	MULTIPLEXED 4-BIT	£3.55
	ICM7211A1PL	HEXADECIMAL CODE B	MICROPROCESSOR INTERFACE	
LED DISPLAY	ICM7212IPL	HEXADECIMAL CODE B	MULTIPLEXED 4-BIT	£2.57
	ICM7212A1PL	HEXADECIMAL CODE B	MICROPROCESSOR INTERFACE	
	ICM7212MIPL	HEXADECIMAL CODE B	MICROPROCESSOR INTERFACE	

*100 + price

COUNT ON US.

Whatever your display or counting problem, there's probably a better, simpler solution available from Intersil. For complete information on the ICM7211/7212, call your Intersil Sales Office, Franchised Distributor, or, return the coupon below.

U.K. SALES OFFICE

Intersil, Snamprogetti House, Basing View
Basingstoke RG21 2EE, Hants.

U.K. DISTRIBUTORS

Macro Marketing Ltd. 396 Bath Road, Slough, Berks.

Tel: Burnham 63011

Tranchant Electronics (U.K.) Ltd. 61-63 London Road,

Redhill, Surrey. Telephone: Redhill 69217 Telex: 8953230 TRELEC G

Rapid Recall Ltd. 46-50 Beam Street, Nantwich, Cheshire CW5 5LJ.

Tel: Crewe 626061 Telex: 36329

Rapid Recall Ltd. Soho Mills Industrial Park, Wooburn Green, Bucks.

Tel: Bourne End 24961 Telex: 849439

Andis Components Ltd. Etwall Street, Derby. Tel: Derby 363296

INTERSIL

WW 1/79

Intersil, Snamprogetti House, Basing View
Basingstoke RG21 2EE, Hants.

Send me everything I'll need to know about the
ICM7211/7212 DDD's.

Send me literature on your family of
display driver/counter/timer circuits.

Name _____

Company _____

Address _____

Tel.: _____

If QUAD amplifiers are so perfect, why does it still sound better in the concert hall?

In real life, the sounds from all the instruments and sometimes parts thereof are independently radiated and so are not 'phase locked' together nor are they subjected to common eigentones.

These mutually incoherent wavefronts are subjected to tiny but important reflections at the pinna and finally end up as just two channels representing the pressure at the two ear drums. It is not possible to achieve this transfer accurately by means of loud-speakers or headphones however good these components may be.

Nevertheless with good amplifiers and loudspeakers (and on those occasions when the people at the recording and transmitting end get it right) a musical experience can be achieved which is extremely satisfying and one of the greatest pleasures of our time.

For further details on the full range of QUAD products write to: The Acoustical Manufacturing Co. Ltd., Huntingdon, Cambs. PE18 7DB.
Tel: (0480) 52561.

QUAD
for the closest approach
to the original sound

QUAD is a registered Trade Mark



REGULATED POWER SUPPLIES



Protection:

All models internal foldback, overload, thermal and short circuit protected. Fully fused.

2-YEAR GUARANTEE

Type AD12 - AD24 (Illustrated)

TYPES AVAILABLE

MODEL NO.	AD12	AD24	AD2412	ADV030
OUTPUT CURRENT	8 amp	8 amp	16 amp	5 amp
NOMINAL OUTPUT VOLTS	12	24	12	0 to 30 Fully variable and metered
INPUT VOLTS	15-230-250 50 cycles a/c	115-230-250 50 cycles a/c	24 DC	115-230-250 50 cycles a/c
TOLERATED MAINS VARIATION	15%	15%		15%

PRICES

1 off — AD 12-AD24 £68.50
 1 off — AD 2412 £54.00
 1 off — ADV030 £118.00

All subject to VAT @ 15%

SOUTHERN ELECTRONICS

6 WESTCLIFF ARCADE, RAMSGATE, KENT
 TEL. THANET (0843) 57888

WW — 042 FOR FURTHER DETAILS

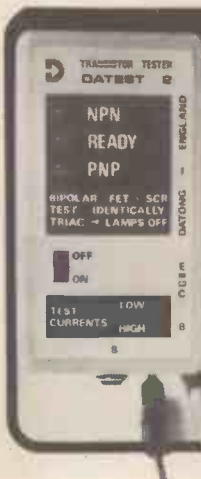
ORGAN and PIANO KEYBOARDS

	Price inc. VAT	P & P
4-Octave C-C	£32.20	£2.75
5-Octave C-C	£34.50	£2.75
5-Octave F-F	£34.50	£2.75
6-Octave C-C	£36.80	£3.00

DALSTON ELECTRONICS

40a Dalston Lane, Dalston Junction
 London, E8 2AZ Tel: 01-249 5624

At last...



A REALLY RELIABLE IN-CIRCUIT TRANSISTOR TESTER THAT WORKS!

Previous Testers have been too easily fooled by low shunt impedances resulting in false alarms on perfectly sound transistors. Designed for fast IN-CIRCUIT testing the new DATONG DATEST 2 tests transistors, FETs, SCRs and Triacs even when shunted by resistors as low as 20 ohms!

Automatic NPN/PNP indication, tamperproof three-LED display, and unique test probes allow a very high rate of testing even by unskilled users. Very competitive price includes probes and the DATEST 2 is available from stock. Full data sheet free on request. **ONLY £45 COMPLETE + 15% VAT.**
 Total Price £51.75 inc. VAT & P&P.

DATONG ELECTRONICS LIMITED
 Spence Mills, Mill Lane, Bramley
 Leeds LS13 3HE
 Telephone: Pudsey (0532) 552461

WW — 043 FOR FURTHER DETAILS

ELECTROVALUE CATALOGUE 10

Ready early December

Our computer has already selected thousands of our customers to whom our new catalogue has automatically been sent. If you would like a copy too, simply send us your name and address. It's

FREE

(You don't even have to pay postage)

IT'S A GOOD DEAL BETTER FROM ELECTROVALUE

- We give discounts on C.W.O. orders, except for a few items market Net or N in our price lists.
 - 5% on orders, list value £10 or more
 - 10% on orders list value £25 or more.
- We stabilise prices. by keeping to our printed price lists which appear but three or four times a year.
- We guarantee all products brand new, clean and maker's spec. No seconds, no surplus.
- We pay postage in U.K. on C.W.O. orders list value £5 or over. If under, add 30p handling charge.
- Appointed distributors for SIEMENS, VERO, ISKRA, NASCOM and many others.

OUR NEW CATALOGUE No 10

Over 120 pages. Thousands of items. Improved classification for easier selection. Valuable working information. Illustrations. Separate quick-ref price list.

ELECTROVALUE LTD

HEAD OFFICE (Mail Orders)

28(G) St. Judes Road, Englehard Green, Egham, Surrey TW20 0HB. Phone: 33603 (London prefix 87. STD 0784) Telex 264475.

NORTHERN BRANCH (Personal Shoppers Only)

680 Burnage Lane, Burnage, Manchester M19 1NA
 Phone: (061) 432 4945.

WW — 013 FOR FURTHER DETAILS

MAPLIN

ELECTRONIC SUPPLIES




SOLDER

A high quality standard solder by Ersin Multicore. Ideal for miniature components 22swg. 1/4kg reel, about 163 metres. Order as FY70M Price £7.87



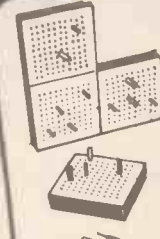
MINIATURE TRANSFORMERS

Good quality mains transformers to BS415
6V type: secondaries 0 - 6V at 500mA + 0 - 6V at 500mA.
Order as WB06G Price £2.19
9V type: secondaries 0 - 9V at 500mA + 0 - 9V at 500mA. Order as WB11M Price £2.58
12V type: secondaries 0 - 12V at 250mA + 0 - 12V at 250mA. Order as WB10L Price £2.19
15V type: secondaries 0 - 15V at 200mA + 0 - 15V at 200mA. Order as WB15R Price £2.19.



AMP KITS

Complete kits of parts with full instructions to make hi-fi amplifiers with excellent specifications.
8W amp kit: Order as LW36P Price £3.83
50W amp kit: Order as LW350 Price £13.73
150W amp kit: Order as LW32K Price £14.89



MODULAR PATCHBOARD

Professional quality 10 x 10 patchboard. Easily fitted together to make larger arrays. Size 63 x 63mm. Rated 5A at 250V AC. Order as YB07H Price £19.55 (Shorting Plug - Order as W000A Price 21 1/2p)




SIREN

A small, but penetrating siren operating on 12V DC (1.2A) Dia. 75mm. Order as YB25C Price £9.11



MCKENZIE POWER SPEAKERS

High quality, high power speakers.
12in. 50W 8Ω Order as XQ79L Price £18.79
12in. 50W 16Ω Order as XQ80B Price £18.79
12in. 80W 8Ω Order as XQ81C Price £26.92
12in. 80W 16Ω Order as XQ82D Price £26.92
15in. 150W 8Ω Order as XQ83E Price £57.80
15in. 150W 16Ω Order as XQ84F Price £57.80




PIEZO HORN TWEETER

Very simply added to any speaker system up to 100W rms. No crossover required. Distortion < 1%. Order as WF09K Price £5.27



20,000 OHM/VOLT MULTIMETER

A 20,000 ohms per volt multimeter at an incredibly low price. DC volts 5, 25, 125, 500, 2,500; AC volts 10, 50, 250, 1,000; DC amps 0 to 0.05mA, 0 to 250mA. Resistance 0 to 50k, 0 to 5M ohms; Decibels -20 to +22dB. Complete with test leads, battery and instruction leaflet. Order as YB83E Price £13.70



QUICK-CHARGE RECHARGEABLE CELL

1.2V. Size AA(HPT). Fully recharged in 5 hours with 150mA. Capacity: 450mAh. Will last for at least 500 full charge/discharge cycles. Change to quick-charge cells now! Order as LR74R Price £1.49



MIC STAND

Quality microphone stand extends to 1.5m. Boom arm 1m long adjustable. Stand: Order as XB45Y Price £12.71
Boom: Order as XB46A Price £11.25




SOLDERING IRONS & KITS

Annex CX iron, 17W miniature. Order as FY62S Price £4.85
Annex X25 iron, 25W. Order as FR12N Price £4.85
CX iron with stand in presentation pack. Order as FY68Y Price £6.85
X25 iron with stand in presentation pack. Order as FY69A Price £6.85



CLOCK MODULE

Module requires only transformer and two push switches to operate 4 digit, 0.7m red LED display. Alarm and radio outputs. Battery back up when mains fail. Sleep and snooze timer. Seconds display. Just add speaker for alarm tone. Full details on page 267 of our catalogue. Order as XL14Q Price £8.41



REVERBERATION SYSTEM

The "concert hall" sound in your living room.
Driver module: Order as XB85G Price £6.14
Requires + and - 15V 20mA power supply (ready built) suitable for Driver Module. Order as YL17T Price £4.73
Spring line with 3 sec. reverb time: Order as XL08J Price £4.93
Spring line with 7 sec. reverb time: Order as XB84F Price £11.13



KEYBOARDS

High quality keyboards with hard-wearing sloping fronted plastic keys. With keys mounted on nylon bushed steel levers 49 note C to C.

Order as XB15R Price £23.99
61 note C to C. Order as XB16S Price £29.90
With keys pivoted on a hard-wearing moulded fulcrum. 49-note C to C. Order as XB17T Price £19.93



MULTIMETER & TRANSISTOR TESTER

Superb high sensitivity multimeter and transistor tester in one. Sensitivity 100,000 ohms per volt DC. Ranges DC volts 0.5, 2.5, 10, 50, 250, 1,000; AC volts 5, 10, 50, 250, 1,000; DC current 0.01, 0.025, 0.5, 5, 50, 500mA, 10A; AC current 0.5, 5, 50, 500mA, 5A, 50A; Resistance 5k, 50k, 5M, 50M ohms; Decibels -10dB to +62dB. Complete with test leads, three leads for transistor tester batteries and instruction leaflet. Order as YB87U Price £39.30



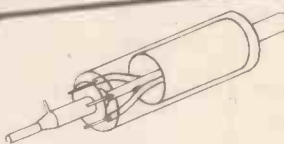
POCKET MULTIMETER

Amazing value 4,000 ohms per volt DC jewelled moving coil meter. Ranges: DC volts 5, 25, 250, 500; AC volts 10, 50, 500, 1,000; DC amps 0 to 0.25mA, 0 to 250mA; Resistance 0 to 600k ohms; Decibels -10 to +22dB. Size only 3 1/4 x 2 1/4 x 1 1/4 inches. Complete with test leads, battery and instructions. Order as FL60Q Price £6.75



TURNABLES

Autochanger complete with stereo ceramic cartridge and circuit to make a complete low cost record player ideal for the young pop fan.
Order as X000A Price £16.30
Single play rim drive turntable with stereo ceramic cartridge.
Order as XB23A Price £24.79
Single play belt drive turntable 'S' shaped tone arm.
Order as XB25C Price £30.63



LASER TUBE

A helium neon 0.5mW laser tube. Full details on page 262 of our catalogue. Order as XL11M Price £104.35



ADJUSTABLE LAMP

Adjustable to get a bright light on miniature components. With bracket for clamping or bolting to bench or wall. Shade and position fully adjustable and stable. Finished in white. Order as XY25C Price £10.90

All prices include VAT and postage and packing, but if total under £4 please add 30p handling charge. Prices guaranteed until February 8th 1980. Export customers deduct 13% and export postage will be charged extra at cost.
Please use order code.
All items in stock at time of going to press.

FOR FULL CATALOGUE DETAILS SEE BACK COVER.



ELECTRONIC SUPPLIES LIMITED


All mail to PO Box 3, Rayleigh, Essex SS6 8LR. Telephone: Southend (0702) 554155.
Shop: 284 London Road, Westcliff-on-Sea, Essex (closed on Monday). Telephone: Southend (0702) 554000.

NOT EVERY CABLE HAS A LABEL

Everyone who works with electricity needs to know at some time or other what's going on inside the cable he's handling. What voltage. What current. What resistance. Not knowing the answers, or worse still having inaccurate answers, can make life difficult, even terminal.

Eagle Test Equipment gives the right answers

The range covers general multimeters, high voltage probes, clamp meters, insulation testers. Here are just four. Send the coupon for details of all the rest.




KEW 7 Multimeter
1000 OPV. DC volts up to 1000, DC amps up to 100 mA. AC volts up to 1000. Resistance up to 150 Kohms. Pocket size. "Off" damping. Complete with leads & battery. R.R.P. £6.95 ex. VAT.



EM 1200 Multimeter
100,000 OPV. Taut band movement. Overload protection. Reversible DC polarity. AC amps: 15, AC volts to 1500. DC amps up to 15, DC volts to 1500. Resistance up to 200 megohms. R.R.P. £49.95 ex. VAT.



K 1400 Multimeter
20,000 OPV. DC and AC volts up to 5000. DC and AC amps up to 10. Resistance up to 20 megohms. "Off" damping. Overload protection. R.R.P. £79.35 ex. VAT.



EM10, 20 & 30 Multimeters
10, 20 & 30,000 OPV. All with antiparallax mirror scale. DC volts to 1000 (1200 for EM30). DC amps to 250 mA (600 for EM30). AC volts to 1000 (1200 for EM30). Resistance up to 6,5 and 60 megohms respectively. R.R.P.'s EM10 £13.50 EM20 £17.25, EM30 £20.75 ex. VAT.

Test Equipment: EAGLE



Please send me details of your complete range of Test Equipment.

Name _____ Company _____

Address _____

EAGLE INTERNATIONAL Precision Centre, Heather Park Drive, Wembley, Middlesex HA0 1SU.

WW1

CROPICO - A CERTAIN MEASURE OF PERFECTION

Cropico, established as one of Britains leading manufacturers of precision electrical measuring equipment, offer a wide range of instruments which have been proved for accuracy and performance throughout the world.

Resistance Boxes	D.C. Null Detectors
Resistance Bridges	Digital Temperature Indicators
Resistance Standards	Electronic Standard Cell
D.C. Potentiometers	Multimeters, Digital or Analogue
Thermocouple Reference Junctions	Wattmeters, Digital or Analogue
Thermocouple Switches	Insulation Test Sets
Pt 100 Switches	Earth Resistance Meters
Pt 100 Simulators	Fluxmeters
	And many more

Cropico - Britains leading manufacturer, exporter and importer of precision electrical measuring equipment.

Request full details — Visitors Welcome

CROPICO LTD., Hampton Road,
Croydon CR9 2RU
Telephone: 01-684 4025 and 4094
Cables: CROPICO-CROYDON
Telex: 945632 CROPICO G

CROPICO



WW — 075 FOR FURTHER DETAILS

PRODUCTION TESTING

DEVELOPMENT

SERVICING

POWER UNITS

Now available with
3 OUTPUTS



Type 250VRU/30/25


OUTPUT 1: 0-30v, 25A DC
OUTPUT 2: 0-70v, 10A AC
OUTPUT 3: 0-250v, 4A AC

ALL
Continuously
Variable

Valradio

VALRADIO LIMITED, BROWELLS LANE, FELTHAM
MIDDLESEX TW13 7EN
Telephone: 01-890 4242/4837

WW — 045 FOR FURTHER DETAILS



for all demagnetising problems

LEEVERS - RICH
have the answer

LR70 for tapes
up to 8¼ Dia and 1" wide

LR71 for tapes
up to 11½ Dia and 1" wide

LR72 Han-d-mag for
demagnetising heads and
tape path components



LEEVERS - RICH
EQUIPMENT LTD

319 Trinity Road, Wandsworth, London
SW18 3SL Tel: 01-874 9054 Telex: 92355

WW — 041 FOR FURTHER DETAILS

THE NEW PIL SHOWROOM

ELECTRONIC SERVICE ENGINEERS REQUIRED



**More to see...
more room to see it in.**

Pil are pleased to announce the official opening of their new 1500 sq. ft. showroom to the public.

Offering a range of some 350 electrical measuring instruments manufactured by around 60 manufacturers, both British and international.

Pil can cater for practically every electrical measurement problem for any user on an ex-stock/short delivery basis.

The showroom facilities and its technical back-up are available to everyone from export

Factory/Repairs 01-639 0155
North London Showroom 01-965 2352

houses and overseas users, buyers engineers, to do-it-yourself enthusiasts and hobbyists.

Instruments Electrical the service and calibration division can provide full guarantee facilities as well as offering their normal repair and calibration service.

For an immediate solution to your instrument problems, contact the Instrument Group at Instrument House.

Showroom/Sales/Export 01-639 4461
Open Mon. to Fri. (ring for Sat. opening times)

PIL


AN IEC GROUP COMPANY

**INSTRUMENT HOUSE, 727 OLD KENT ROAD, LONDON SE15
TELEPHONE: 01-639 4461 TELEX: 8811854 (INTEL)**

Top value test equipment from TANDY

LCD DIGITAL MULTIMETER.

Low-cost hand held digital multimeter with a full 3½ digit LCD display. 0.5% basic accuracy, auto polarity operation. 10 Mohm DC input impedance. Reading to ± 1999.




Scales:
DC volts: 1mV to 1000V (1% ± 1 digit accurate).
AC volts: 1mV to 500V (1% ± 2 digits accurate).
DC current: 1µA to 200mA (1% ± 1 digit accurate).
Resistance: 10hm to 20 MOhms (1.5% ± 1 digit accurate).
Power source: 9V battery or AC with optional adaptor.
Size: 155 x 75 x 30 mm. 22 - 198

PRICE
53.19

LOW-COST LCD MULTIMETER

A portable, compact sized multimeter with a full 3½ digit LCD display. Auto polarity operation, low battery indicator. 10 MOhm Input impedance.



Scales:
DC volts: 2 20 200 1000V.
AC volts: 200 500V.
DC current: 2 20 200MA.
Resistance: 2 20 200 2000 KOHM.
Power source: 9V battery or AC adaptor.
Size: 37 x 85 x 130 mm. 22 - 197

PRICE
39.93

COMPONENTS AND PARTS

CAT No	DESCRIPTION	PRICE
276 - 032	LED	4 for 69p
276 - 033	LED	2 for 48p
276 - 034	LED	2 for 59p
276 - 142	Infra-Red Emitter Detector Pair	£1.37
277 - 1003	12V DC Automotive Digital Clock Module	£17.52
276 - 9110	6 pin edge connector for 277 1003	40p
276 - 1373	Power Transistor Mounting Hardware	50p
276 - 1363	TO 220 Heat Sink	60p
276 - 1364	TO 3 Heat Sink	81p

AC/DC 8 MHz OSCILLOSCOPE

A new approved 8MHz version of last years' winner! The advance design features of this oscilloscope make it an absolute essential for industrial uses on production lines, in laboratories and schools. Ideal for radio and TV servicing, audio testing, etc.

Specifications:
Horizontal axis: Deflection sensitivity better than 250mV DIV. **Vertical axis:** Deflection sensitivity better than 10mV DIV (1DIV 6mm). Bandwidth: 0.8MHz. **Input impedance:** 1MOhm parallel capacitance 35pF. **Time base:** Sweep range: 10Hz - 100kHz (4 ranges). Synchronization: Internal () Size: 200 x 155 x 300 mm. Supply: 220 240 - 50Hz. 22 - 9501.



PRICE
137.36

You save because we design, manufacture, sell and service. Tandy have over 7,000 stores and dealerships worldwide. Over 2,500 products are made

specifically for or by Tandy at 16 factories around the world. The quality of our products has been achieved by over 60 years of continuous technological advancement.

KNOWN AS RADIO SHACK IN THE U.S.A. MAKERS OF THE WORLD'S BIGGEST SELLING MICROCOMPUTER (TRSH)

TANDY

The largest electronics retailer in the world.


Offers subject to availability. Instant credit available in most cases.

OVER 170 STORES AND DEALERSHIPS NATIONWIDE.



TANDY DEALER

Most items also available at Tandy Dealers. Look for this sign in your area.



MICROCHIPS AT MICRO PRICES

SPECIAL OFFER

All Brand New — Primel	Price
2114-3 Low Power High Speed 300NS	4.00
2112-25	1.95
4118	7.95
1702A	4.00
2516	24.50
AY-5-1013A	3.50
AY-3-1015D	4.00
5101	4.95
RO-3-2513	5.50

DISPLAY LEDs AT LOWEST PRICES

DL 704/DL 707	90p
FND 500/FND 510	75p

INTERMIL CHIPS ARE DOWN

Due to bulk purchase, we are able to offer unbeatable prices on INTERMIL chips. Compare our prices and see how much you save.

ICL7106CPL	7.50
ICL7107CPL	7.95
ICL8038CCPD	3.25
ICM7216AJI	19.50
ICM7216BFI	17.50

LINEAR ICs

NE555N-8 Timer	18p
NE555N-14 Dual Timer	50p
UA723CN Voltage Regulator	33p

VOLTAGE REGS

780/7812	85p
790/7912	70p

POWER CONVERTER MT56WS

Now you can operate 115/120 Volts American equipment from 240 Volts. This converter has outlets for American type 2 or 3 pin plugs. Rated 20VA.
Only £8.95

LED BAR GRAPH AND ANALOG METER DRIVER.

New from National LM3914. Drives 10 LED directly for making bar graphs, audio power meters, analog meters, LED Oscilloscopes, etc. Units can be stacked for more LEDs. A super versatile and truly remarkable IC. Just out!
Special price: Only **£1.99.**

FAIRCHILD RED LED LAMPS

*FLV5057 Medium Size Clear Case RED EMITTING. These are not retested off-spec. units as sold by some of our competitors. These are factory prime, first quality, new units.

VERY LIMITED STOCK!!
8p EACH 100 OFF
6p EACH 1,000 OFF
5p EACH 2,000 OFF

Texas Instruments Low Profile Sockets

Contacts	Price
8 PIN	.07
14 PIN	.09
16 PIN	10
18 PIN	15
20 PIN	18
22 PIN	20
24 PIN	22
28 PIN	25
40 PIN	28

SALE

INTERMIL UNIVERSAL TIMER / COUNTER EVALUATION KIT ICM7226A EV/KIT

8 digits 5 Function 4 range to 10MHz with 0.1Hz res. time interval and period to 10 seconds with 0.1 microsecond res. units up to 10 million and ratio. A breadboarding area is provided for user to add his own input conditioning circuitry or prescalers and digital outputs are available as multiplexed as well as being displayed.
Complete kit **ONLY £48 + VAT**

THE MOST VERSATILE LIQUID CRYSTAL DISPLAY

1.24	25+	100+
LCD106	6.45	5.50 5.25

5" Field effect LCD display featuring 3½ digits, colon, plus/minus sign, 3 decimal points and "LO BAT" indicator. Ideal for DMMs, DPMs, digital thermometers, AM/FM radio readouts. Just look at the features. Ultra low power consumption, high contrast ratio, wide viewing angle, rapid response, proven sealing techniques, superior MTBF, reflective aluminium foil. Over 300,000 already sold! Perfect interface for Intersil 7106.

The new all British designed single board

MICROCOMPUTER

SEMEL-ABACUS IN KIT FORM

- ★ Supplied with 16K of RAM
- ★ Uses the powerful Z-80 Microprocessor
- ★ Space for up to 32K RAM on board
- ★ 8K Full Basic
- ★ VDU Memory Mapped
- ★ 64 Characters by 16 Lines
- ★ Tape Interface
- ★ Single Board Construction
- ★ RS 232 Printer Interface
- ★ Plugs into a standard TV set
- ★ Full alphanumeric Characters plus 64 User Definable Graphics
- ★ Stabilised power supply

- OPTIONAL**
- ★ Colour Graphics
 - ★ Expansion board to full 64K Memory
 - ★ Analogue Interface

£376.50 + VAT

Ordering information: for orders under £50 add 50p p.&p. Add 15% VAT to total. All items are subject to prior sale and therefore subject to availability. Prices are subject to change without notice.

Quantity discounts are available for OEMs and dealers. Send SAE for details.

All orders to:



NOTE OUR NEW ADDRESS

Please note new address:
4 Meeting Street
Appledore, Nr. Bideford
North Devon EX39 1RY
Telex 8953084

Measure Resistance to 0.01Ω ... At a Price that has no resistance at all

New **ELENCO PRECISION** Digital Multimeter M1200B USA

ONLY £55 (£3 p&p + VAT £8.70 = £66.70)

YOUR OPPORTUNITY TO BUY THIS SUPERB DMM AT THIS PRICE FOR A LIMITED PERIOD ONLY.



*FULLY GUARANTEED FOR 2 YEARS
*METAL CASE
*EX STOCK DELIVERY

THE ULTIMATE IN PERFORMANCE — MEASURES RESISTANCE TO 0.01 OHMS, VOLTAGE TO 100 MICROVOLTS, CURRENT TO 1 MICROAMPS AT LOWEST EVER PRICE!

FEATURES

- 3½ digits 0.56" high LED for easy reading
- 100µV, 1µA, 0.01Ω resolution
- High input impedance 10 Megohm
- High accuracy achieved with precision resistors, not unstable trimpots
- Input overload protected to 1000V (except 200mV scale to 600V)
- Auto zeroing, autopolarity
- Mains (with adaptors not supplied) or battery operation-built-in charging circuitry for NiCads
- Overrange indication
- Hi Low power ohms, Lo for resistors in circuit, Hi for diodes

SPECIFICATIONS:

DC Volts	Range 200mV, 2V, 20V, 200V, 1000V Accuracy 1% ± 1 digit, Resolution .1mV Overload protection 1,000 volts max
AC Volts	Range 200mV, 2V, 20V, 200V, 1000V Accuracy 1.5% ± 2 digits, Resolution .1mV Overload protection 1000V max, 200mV scale 600V
DC Current	Range 2mA, 20mA, 200mA, 2amp. Accuracy 1% ± 1 digit, Resolution 1 Microamp Overload protection — 2 amp fuse and diodes
AC Current	Range 2mA, 20mA, 200mA, 2 amp Accuracy 1.5% ± 2 digits, Resolution 1 Microamp Overload protection — 2 amp fuse and diodes
Resistance	Range 20, 200, 2K, 200K, 2 Meg. 20 Meg. Accuracy 1% ± 1 digit, Resolution .01 ohms
Environmental	Temp coefficient 0° to 30° C ± .025% / C Operating Temp 0° to 50° C Storage — 20° to 60° C
General	Mains adaptor: 6 · 9 Volts @ 200mA (not supplied) 4C size batteries (not supplied) Size 8¼ x 5¼ x 2¼ Weight 2½ lbs.

To: Maclin-Zand Electronics Ltd
1st Floor, Unit 10, East Block
38 Mount Pleasant, London WC1X 0AP

Please send me **DMM M1200B**
@ **£66.70 inc. p&p + VAT (overseas £60)**
I enclose cheque / PO / Bank Draft for £

Name

Address

(BLOCK LETTERS PLEASE)

Also available from retail shop: **ELENCO PRECISION** Sole UK Distributor

ME
Audio Electronics,
301 Edgware Road
London, W.2
Telephone:
01-724 3564

Maclin-Zand Electronics Ltd
38 Mount Pleasant, London WC1X0AP
Tel. 01-837 1165
Telex. 8953084 MACLING

© N Zand

WW-069 FOR FURTHER DETAILS



NewBear Books



WE HAVE 397 TITLES IN STOCK, SEND FOR COMPLETE LIST.

GAMES

Chess & Computer	D. Levy	£ 7.16
Chess Skill in Man and Machine	P. Frey	£11.84
32 Basic Programs for the Pet		£ 9.95
Game Playing with Computers	D. Spencer	£10.20
Basic Computer Games	D. Ahl	£ 5.50
Star Ship Simulation		£ 5.10
Game Playing with Basic	D. Spencer	£ 4.10
Sargon	Spracklen	£ 9.50

MISCELLANEOUS

Intro. to TRS 80 Graphics		£ 5.75
Microprocessors C201	Zaks	£ 7.50
Scelbi Byte Primer		£ 9.95
Business Data Systems	Clinton	£ 5.75
The Systems Analyst	Atwood	£ 6.60
Your Home Computer	White	£ 4.95
Programming a Micro 6502	Foster	£ 7.95
6502 Applications Handbook	Zaks	£ 8.95

BASIC

Learning Basic Fast	De Rossi	£ 6.30
Basic Basic	J. S. Coan	£ 5.00
Advanced Basic	J. S. Coan	£ 5.50
Illustrated Basic	D. Alcock	£ 2.25
Basic with Business Applications	Hayden	£ 8.40
Introduction to Basic	J. Morton	£ 6.50
The Basic Handbook	Lien	£11.00

COBOL

Cobol Programming	Nickerson	£ 6.95
Learning Cobol Fast	De Rossi	£ 6.20
Cobol with Style	Hayden	£ 4.20
Reducing Cobol Complexity	Mc Clue	£11.30

PASCAL

Pascal: User Manual and Report	Springer-Verlag	£ 5.52
Problem Solving Using Pascal	Springer-Verlag	£ 7.84
Programming in Pascal	P. Grogono	£ 7.50
A Practical Intro. to Pascal	A. Addyman	£ 3.50
An Introduction to Programming and Problem Solving with Pascal	Schneider	£ 9.50
Introduction to Pascal	J. Welsh & J. Elder	£ 6.95

FORTRAN

Elementary Computer Programming in Fortran IV	Boguslausky	£ 6.30
---	-------------	--------

PROGRAMMING

Chemistry with a Computer	P. A. Cauchon	£ 7.96
Seminumerical Algorithms	Knuth	£17.85
Fundamental Algorithms	Knuth	£17.85
Assembly Level Programming for Small Computers	W. J. Weller	£12.50
Sorting & Searching	Knuth	£17.85
Top-Down Structured Programming Techniques	McGowan	£12.50
The Design of Well Structured and Correct Programs	Alagic & Arbib	£10.00
Computer Mathematics		£ 8.58
Basic Principles of Data Processing	Saxon/Steyer	£ 7.75
Fundamentals of Computer Algorithms	Horowitz/Sahni	£15.00
Computer Approach to Introductory College Mathematics	Scalzo	£11.30
Computer Input Design	Woolridge	£ 8.85
Computer Output Design	Woolridge	£ 9.70
How to Program Micro's	Barden	£ 6.55

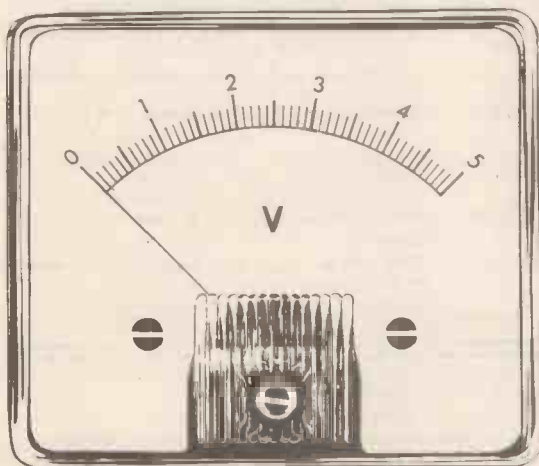
CREDIT SALES (Minimum £10), Access and Barclaycard Welcome.
"BY RETURN ORDER SERVICE"

CALLERS AND MAIL ORDER: 40 Bartholomew Street, Newbury, Berks. Tel: 0635 30505

CALLERS ONLY: 220-222 Stockport Road, Cheadle Heath, Stockport Tel: 061 491 2290

WW — 008 FOR FURTHER DETAILS

METER PROBLEMS?



137 Standard Ranges in a variety of sizes and stylings available for 10-14 days delivery. Other Ranges and special scales can be made to order.

Full Information from:


HARRIS ELECTRONICS (London)

138 GRAYS INN ROAD, W.C.1 Phone: 01/837/7937

WW — 026 FOR FURTHER DETAILS

FYLDE

TRANSDUCER and RECORDER AMPLIFIERS and SYSTEMS



reliable high performance & practical controls. individually powered modules—mains or dc option single cases and up to 17 modules in standard 19" crates small size—low weight—realistic prices.

FYLDE

49/51 Fylde Road Preston
PR1 2XQ
Telephone 0772 57560

Fylde
Electronic
Laboratories
Limited.

WW — 040 FOR FURTHER DETAILS

NEW UNBEATABLE 1980 PRICES NOW!

EXPLORER/85

FEATURES INTEL 8085 CPU WITH ON BOARD S-100 EXPANSION



FLEXIBILITY: Real flexibility at LAST. The EXPLORER/85 features the Intel 8085 cpu 100% compatible with all 8080A and 8085 software. Runs at 3MHz. Mother Board (Level A) with 2, S-100 pads expandable to 6 (Level C).

MEMORY

- 2K Monitor ROM
- 4K WORKSPACE/USER RAM
- 1K Video RAM
- 8K Microsoft BASIC in ROM or Cassette.

INTERFACES

- STANDALONE FULL ASC11 Keyboard Terminal, 32/64 characters per 16 lines
- Cassette interface (with motor control and cassette-File structure)
- RS-232/20Ma Loop. 4, 8bit: 1, 6 bit I/O ports, programmable 14bit binary counter/timer.
- Direct interface for any S-100 Board.
- FULL Buffering decoding for S-100n Bus pads, wait state generator for slow memory.
- Each stage has separate 5v 1A regulator for improved isolation and freedom from cross talk.
- P.S.U. requirements: 8v, 6.3v AC.
- Runs with North Star controller and Floppies/CPM.
- EXPLORER/85 is expandable to meet your own requirements with easy to obtain S-100 peripherals.
- EXPLORER/85 can be purchased in individual levels, kit form or wired and tested. OR as a package deal as above.

£275 + VAT
Microsoft BASIC on Cassette

£295 + VAT
Microsoft BASIC in ROM

AVAILABLE NOW!

WE ARE KILLING INFLATION WITH

ELF II

THE TRIED AND TESTED
MICROCOMPUTER
SYSTEM
THAT EXPANDS
TO MEET
YOUR NEEDS



**STARTS AT
£59.95
+ VAT**

ELF II BOARD WITH VIDEO OUTPUT
FEATURING THE RCA COSMAC 1802 cpu

STOP reading about computers and get your "hands on" an ELF II and Tom Pitman's short course. ELF II demonstrates all the 91 commands which an RCA 1802 can execute, and the short course speedily instructs you how to use them.

ELF II's VIDEO OUTPUT makes it unique among computers selling at such a modest price. The expanded ELF II is perfect for engineers, business, industry, scientific and educational purposes.

- ELF II EXPANSION KITS**
- * Power Supply (6.3v AC) for ELF II £5.00
 - * ELF II Deluxe Steel Cabinet (IBM Blue) £19.75
 - * Giant Board Kit System/Monitor, interface to cassette, RS232, TTY, etc. £25.50
 - * 4K Static RAM board kits (requires expansion power supply) £57.50
 - * Expansion power supply (required when adding 4K RAMs) £19.00
 - * ASC11 Keyboard Kits 96 printable characters, etc. £39.95
 - * ASC11 D/lux steel cab (IBM Blue) £12.75
 - * Kluge prototype board (build your own circuits) £11.00
 - * 86 pin Gold plated connectors, each £3.75
 - * ELF Light pen writes/draws on TV screens £6.00
 - * Video graphics board 32/64 characters by 16 lines on TV/monitor screens £61.50
 - * ELF II Tiny basic on cassette £9.75
 - * ELF-Bug/monitor powerful systems monitor/editor £9.75
 - * T. Pitmans short course in programming manual (incl VAT) £3.00
 - * T. Pitman short course on tiny basic manual (incl VAT) £3.00
 - * RCA 1802 users manual (incl VAT) £3.00
 - * On cassette Text Editor, Assembler, Disassembler (each) £12.75
- Save 10% and buy all three together.

- ELF II BOARD SPECIFICATION**
- * RCA 1802 8-bit microprocessor with 256 byte RAM expandable to 64K bytes
 - * RCA 1861 video IC to display program on TV screen via the RF Modulator
 - Single Board with Professional hex keyboard — fully decoded to eliminate the waste of memory for keyboard decoding circuits
 - Load, run and memory protect switches
 - 16 Registers
 - Interrupt, DMA and ALU
 - Stable crystal clock
 - Built in power regulator
 - 5 slot plug in expansion bus (less connectors)

NEWTRONICS KEYBOARD TERMINAL AT £114.20 + VAT

The Newtronics Keyboard Terminal is a low cost stand alone Video Terminal that operates quietly and maintenance free. It will allow you to display on a monitor 16 lines of 64 characters or 16 lines of 32 characters on a modified TV (RF Modulator required). The characters can be any of the 96-ASC II alphanumeric and any of the 32 special characters, in addition to upper/lower case capability, it has scroll-up features and full X-Y cursor control. All that is required from your microcomputer is 300 baud RS232-C or 20ma loop serial data plus a power source of 8v DC and 6.3v AC. The steel cabinet is finished in IBM Blue-Black. And if that is not enough the price is only **£114.20 + VAT** as a kit, or **£144.20 + VAT** assembled and tested. Plus £2 P&P (Monitor not included).

RACAL AP12, C12 TAPES: 10 for £4.50 + VAT

NOW AVAILABLE 8K FULL BASIC FOR ELF II

NEWSOFT GAMES FOR ELF II: 4 for £5 + VAT

SEND SAE FOR COMPREHENSIVE BROCHURE
Please add VAT to all prices (except manuals). P&P £2. Please make cheques and postal orders payable to **NETRONICS** or phone your order quoting BARCLAYCARD, ACCESS number.

NEW ADDRESS:
Bigger Premises

H. L. AUDIO LTD.
255 ARCHWAY ROAD
LONDON N6 5BS

New Phone No. 01-348 3325

We are now open for demonstrations and Sales, Monday-Saturday, 9.30 a.m.-6.30 p.m. Near Highgate Underground, on main A1 into London.

DEPT. WW

Carston Electronics

specialists in
second user test and
measuring instruments

**AS
NEW**

**EX STOCK
DELIVERY**

Oscilloscopes

TEKTRONIX 465

DC-100MHz Dual Trace 5mV-5V/Div
0.05 μ s-0.5s/Div Delayed T/B XY DC 4MHz

£1200

TEKTRONIX 475A

DC-250MHz Dual Trace 5mV-5V/Div
0.01 μ s-0.5s/Div Delayed T/B XY DC 3MHz

£1950

**THESE INSTRUMENTS SOLD
WITH ONE YEAR FULL
GUARANTEE**

Other New Additions to our Stock —

Amplifiers

MICRO MOVEMENTS	
M1229 AC Amplifier and Strain	
Gauge Conditioning Unit	60
M1270 DC Amplifier 15mV-150V	50
2 and 10 channel rack systems available	

Counter Timers

HEWLETT PACKARD	
5300A/5303B DC-520MHz 6 Digit	210
RACAL	
835 DC-15MHz 6 Digit	100

Time interval/Period/Ratio

Distortion Systems

RADFORD	
DMS2 10Hz-100KHz meter	160
LDO2 10Hz-100KHz Oscillator	160

Modulation Meters

MARCONI	
TF2300A AM/FM 1000MHz	495

Oscilloscopes

DYNAMCO	
7210 DC-15MHz Dual Trace	230
PHILIPS	
PM3210 DC-25MHz Dual Trace	325

TEKTRONIX

547 1A1 DC-50MHz Dual Trace DTB	525
547 1A4 DC-50MHz Four Trace DTB	625

Plug-ins for 500 Series

1A1 Dual Trace Plug-In DC 50MHz	225
1A2 Dual Trace Plug-In DC 50MHz	180
1A4 Four Trace Plug-In DC 50MHz	375

1A5 Differential Plug-In

Z Differential Plug-In	175
81 Adaptor Plug-In 1A Series to 580 Series	140

TELEQUIPMENT

D34 DC 15MHz Dual Trace	
Batt Mains Portable	450

Power Meters

MARCONI SAUNDERS	
6460 10MHz 40GHz (Depending on Head)	300
6420 10MHz 12.4GHz 10mw	75

6421 10MHz 12.4GHz 100mw	75
--------------------------	----

6422 10MHz 12.4GHz 1mw	50
------------------------	----

6428 26.5 40GHz 10mw	50
----------------------	----

Pulse Generators

EH	
120D 100Hz-10MHz 20V 50 Ω RT 1ns	100

122 1KHz-200MHz 5V 50 Ω RT 12ns	220
--	-----

123 1KHz-20MHz 20V 50 Ω RT 7ns	130
---------------------------------------	-----

139(L) 10Hz-50MHz 10V 50 Ω RT 6ns	175
--	-----

1221 Timing Unit 6 Channel	
0-10MHz 5V 50 Ω RT 8ns	50

Recorders

HEWLETT PACKARD	
680M 5 Inch Stripchart Single Pen	
5mV 120V I P 20cm min 2.5cm Hr	295

SOUTHERN INSTRUMENTS

10-100 6 Channel U.V. 5 1,000mm sec	250
-------------------------------------	-----

M1330 10 Channel U.V. 5-2500mm sec	325
------------------------------------	-----

Selection of Galvanometers available

@ £15.00 each	
---------------	--

YOKOGAWA

3046 10 inch Chart Single Pen	
0.5mV-100V I P2.60cm min and Hr	350

3047 2 Pen Version of 3046	425
----------------------------	-----

Voltmeters Digital

FARNELL	
DM131B 1999 FSD AC DC OHMS Current Temp.	110

SOLARTRON	
LM1420.2 2300 FSD DC Only 0.05%	99

LM1420.2BA 2300 FSD AC True RMS DC	110
------------------------------------	-----

More second user bargains

Acoustic

BRUEL & KJAER	
2203 Precision sound level meter	400
2204 Precision sound level meter	475
1613 Octave filter set couples directly to 2203 & 2204	250
CEL	
112 LEO meter digital readout	450
Bridges etc.	
DAWE	
210B Decade Capacitance box	
0.1 µF-1 mF 0.1 µf step	20
Cable Test Equipment	
TF2333 Transmission Test Set	575
STC	
74216A Noise Generator CCITT	240
74261A Psophometer CCITT	475
Counter Timers	
HEWLETT PACKARD	
5263A Time interval plug in	60
MARCONI	
TF2414A DC-40 MHz 7 digits	170
RACAL	
9024 10 Hz-600 MHz 7 + 1 digits	325
9835 DC 15 MHz 6 digits	145
9837 DC 80 MHz 6 digits	190
Logic Analysers	
HEWLETT PACKARD	
1601L Logic state analyser 12 channel display	600
Mains Monitors	
AMPROBE	
LAV3X Mains voltage recorder	45
RUSTRAK	
288 + CT Clamp-on AC recording ammeter	95
Modulation Meters	
AIRMEC	
210 1-300 MHz AM/FM	195
409 3-1500 MHz AM/FM	325

Prices from £

Prices from £

MARCONI	
TF2300A 1-1000 MHz AM/FM	520
Oscilloscopes	
ADVANCE	
OS1000A DC-20 MHz dual trace	310
COSSOR	
110/111 DC-20 MHz dual trace	325
110/112 DC-1 MHz differential	275
HEWLETT PACKARD	
1707B20 DC-75 MHz dual trace D T B	700
TEKTRONIX	
7A13 DC-100 MHz differential comparator	350
5191 GHz Real Time Matching accessories included	860
TELEQUIPMENT	
054 DC 10 MHz dual trace	240
075 DC 50 MHz dual trace D T B (Portable)	550
Oscilloscope Probes	
Voltage	
TEKTRONIX	
P6046 Differential probe DC-100 MHz	215
Oscilloscope Cameras	
TEKTRONIX	
C30AR Roll film polaroid	130
Power Meters	
HEWLETT PACKARD	
432A 478A 10 MHz-10 GHz wideband with bolometer	350
Power Supplies	
ROBAND	
T101 50 V 1 A Variable	30
SOLARTRON	
As 751 50 V 1 A Variable	25
STARTRONIC	
117 20 V 0.5 A Variable	25

Pressure & Displacement

Transducers	
ELECTRO MECHANISMS	
LVDT DC linear variable ± 0.50 inches	5
Pulse Generators	
E. H. RESEARCH	
G7105 V/50 Ω 30 Hz-50 MHz RT 5 ns	100
132AL 50 V, 50 Ω 5 Hz-3 MHz RT 12 ns	175
Recorders & Signal Conditioning Equipment	
BRUNO WOELKE	
ME102B Wow and flutter meter	75
ME102C Wow and flutter meter	90
Signal Sources & Generators	
ADVANCE	
H1 15 Hz-50 KHz	40
DAWE	
410C 0.1 Hz-10 KHz	40
HEWLETT PACKARD	
200CD 5 Hz-600 kHz O P 10 V RMS	75
8693 100 3 7 8.3 GHz 5 mW sweeper plug in	525
608E 10-480 MHz AM	410
618C 3.8-7.6 GHz FM	1600
MARCONI	
TF791 FM Deviation Meter 4-1024 MHz	95
TF885 0-12 MHz Sine, Square	75
TF995A/2 1.5-220 MHz AM FM	350
TF995B/5 0.2-220 MHz AM FM	475
TF2005A Two tone 20 Hz-20 KHz	200
ROHDE & SCHWARZ	
SV08 H 0.5-1200 MHz 50 Ω	860
WAYNE KERR	
S121 10 Hz-120 KHz	26
022B 10 Hz-10 MHz	75

Prices from £

Temperature & Humidity

LEE-DICKENS	
HP5 Humidity probe	130
HUMIGUN Temp/humidity probe with meter	215
RAYTEK	
T1000 Infra-red thermoprobe	200
Vibration	
DAWE	
1461 CV(M) Portable Vibration Analyser Kit	450
Voltmeters - Analogue	
BRADLEY	
CT471C AC/DC/Ω/current multimeter and RF	115
HEWLETT PACKARD	
427A AC/DC/Ω multimeter	275
3406A 10 kHz-1.2 GHz	395
KEITHLEY	
610B Electrometer recorder Ω/P	330
LINSTEAD	
M28 DC/AC 10 Hz-500 kHz	26
MARCONI	
TF2603 AC voltmeter to 1.5 GHz	300
Voltmeters - Digital	
SOLARTRON	
A200 19999 FSD DC only	160
A205 19999 FSD AC/DC/Ω	300
7045 19999 Auto AC/DC/OHMS	295
7050 99999 Auto AC/DC/OHMS	395
Wave Analysers	
GENERAL RADIO	
1232A Tuned amplifier and null detector 20 Hz-20 KHz	75
HEWLETT PACKARD	
302A 20 Hz-50 kHz 75 db range	375
WAYNE KERR	
A321 20 Hz-20 KHz Sens 75 db	125

Prices from £



Carston

Carston Electronics Limited

Shirley House, 27 Camden Road, London NW1 9NR. Telex: 23920

Contact David Kennedy **01-267 5311/2**

Redundant Test Equipment

Why not turn your under-utilized test equipment into cash? Ring us and we'll make you an offer.

VAT charged at Standard Rate



MODEL 756 FULL ASCII KEYBOARD

LOW COST!

Fully
Assembled

756 KEYBOARD

- * Intended for professional micro-processor applications.
- * This one Keyboard will meet most present and future requirements.
- * Full 128-character ASCII 8-bit code
- * Tri-mode MOS encoding.
- * Applications notes for auto repeat, numeric pad, serial output.
- * Upper and lower case characters generated by keyboard with latching shift-lock.
- * Selectable polarity.
- * Size 305 X 140 X 32mm (12 1/4 X 5 1/2 X 1 1/4 in)
- * MOS/DTL/TTL compatible outputs.
- * New guaranteed OEM grade components.
- * Needs +5 and -12V supply

* Board has space for small low cost DC/DC converter so that entire unit operates off single 5V rail.

NUMERIC KEYPAD

£39.50 + VAT 15%

Also available:

Numeric keypad — interfaces with 756	£7.50
DC to DC converter to give -12V (Mounts direct on 756 P.C.)	£5.00
Plastic enclosure type 701	£10.75
Gold plated edge connector type 756/con	£1.95

Generous Quantity Discounts Available
U.K. orders add 15% VAT ON ORDER TOTAL.
All U.K. enquiries to
CITADEL PRODUCTS LTD.
50 High St., Edgware, Middx. HA8 7EP
Tel.: 01-951 1848

- * Alpha lock.
 - * Extra loose keys available.
 - * Supplied complete with full technical data.
 - * Rugged mil. spec. G-10 PCB with plated through holes.
 - * 2-key roll-over
 - * DC level and pulse strobe signal for easy interface to any 8-bit input port microprocessor system, video display or terminal board.
 - * Strobe pulse width 1 ms.
- * User selection of positive or negative logic data and strobe output.

Carter Associates

P.O. Box 11262 VLAEBERG
South Africa postal code 8018



A new edition of a Newnes-Butterworths classic

Radio and Electronic Laboratory Handbook

Ninth Edition

M. G. Scroggie

assisted by G. G. Johnstone

- * First published in 1938, and now recognised as a standard work in its field
- * Covers every aspect of modern electronic laboratory practice
- * Many new techniques are included for the first time and the subject of filters has been expanded
- * Includes chapters on the general principles of measurement and laboratory practice including interpretation of results, methods of measurement and a comprehensive reference section
- * Describes the use of integrated circuits and digital instruments

1980 608 pages £17.95 (US \$40.50)



Newnes-Butterworths

Borough Green, Sevenoaks, Kent TN15 8PH
Tel: (0732) 884567

Butterworths has companies in Australia, Canada, New Zealand, South Africa and the USA, where local prices apply.

EMC/R.F.I. INSTRUMENTATION

6-8 WEEKS DELIVERY/
FULL AFTER-SALES SERVICE

- **ELECTRO-METRICS** Interference Analysers (20Hz-40GHz) CISPR/VDE/ANSI/MIL-STD 461/2.
- **HIRE:** A wide range of equipment available.
- **FISCHER CUSTOM COMMUNICATIONS** Current Probes — Spikeguard Suppressors (12 weeks delivery)
- **AERITALIA** Electric and Magnetic field sensor system
- **CONTACT:**

Electro-Metrics Services Ltd.
'Coach House', 84 Tilehouse St.
Hitchin, Herts.

ELECTRO-METRICS SERVICES LTD.

Telex: 825115 ELMEC Tel: Hitchin (0462) 59698



STRUMECH ENGINEERING ELECTRONICS DEVELOPMENTS

★★★ **BUSINESS** ★★★ **EDUCATION** ★★★

★★★ **RESEARCH** ★★★

32K-56K RAM - DUAL MINI DISKS

56K RAM-DUAL 8" DISKS-10MgDISK



seed system one
prices from £1500-£2500
NEW-FORTRAN £80



seed system 12
prices from £4500-£12000

Suppliers of equipment to: Leading Universities, H.M. Government, Hospitals, Schools, Colleges and Small Business

SEED - STRUMECH - PORTLAND HSE. - COPPICE SIDE - BROWNHILLS - WALSALL

WW — 076 FOR FURTHER DETAILS

the indispensable

BIRO 43



THRULINE® WATTMETER

0.45-2300 MHz / 0.1-10,000 watts

The Standard of the Industry
 What more need we say...

Exclusive UK representative

aspen electronics limited

2 KILDARE CLOSE, EASTCOTE, MIDDX. HA4 9UR
 TELEPHONE: 01-868 1188 — TELEX 8812727

The King of Valves



Genuine Gold Lion[™] valves – hand built, utilising advanced pumping techniques and individually tested to a tight specification – are your answer to the high quality sound demands made by musicians and listeners alike.

Gold Lion KT77's and KT88's covering 30-200 watts, are now available from M-OV along with data and distribution details. Find out all about the King of Quality – from M-OV.

[™] Trade Mark of M-OV Audio Valves.

M-OV
 A MEMBER OF THE GEC GROUP

S&C

5711

THE M-O VALVE CO. LTD., HAMMERSMITH, LONDON, ENGLAND, W6 7PE.
 TELEPHONE 01-603 3431. TELEX 23435. GRAMS THERMIONIC LONDON.
 WW — 067 FOR FURTHER DETAILS

The new Toolrange catalogue



still the only catalogue of its kind

The New Toolrange Catalogue is still the only comprehensive single source of electronic tools and production aids.

The product range has almost doubled since last year and now over 2,000 tools, toolkits and service aids are illustrated in full colour.

Products from over 100 top manufacturers are available from stock.

Over 60,000 catalogues are now in circulation. If you don't have one simply write, telephone or telex Toolrange for your free copy.

Toolrange

Upton Road, Reading, Berks. RG3 4JA
Telephone: Reading (0734) 22245 Telex: 847917

WW — 063 FOR FURTHER DETAILS

15 Hz-100 KHz Generator
0.008% THD
100 μ V-IV Sin/Square
RIAA Output

6 Digit Frequency Display from input or output

100 μ V-100V FSD Millivoltmeter
1% Accuracy
1 Hz-200 KHz Bandwidth

Ultra low-power operation from single PP9 battery or optional mains adaptor
DIN or BNC connectors

FLUTTER

0.01%-10% FSD
1 Hz-300 Hz or DIN Weighted
Mean or DIN Quasi Peak

NOISE

CCIR/ARM
DIN Audio Band
DIN Rumble A and B
Other Weightings Available



YOUR MEASUREMENT
PROBLEMS SOLVED IN ONE
COMPACT PRECISION
INSTRUMENT — THE
LINDOS LA1 AUDIO
ANALYSER

DISTOR- TION

0.01-100% FSD
@ 45 Hz 1 KHz 10 KHz

£425 + V.A.T.

Lindos

LINDOS ELECTRONICS
Sandy Lane, Bromeswell
WOODBRIDGE, Suffolk
IP12 2PR 03947 432

WW — 007 FOR FURTHER DETAILS

The 935



from
Data Precision

HANDY · VERSATILE · TOUGH · PRECISE

HANDY—easy to hold, to carry, to use, to read. Always at hand to make difficult measurements easy.

VERSATILE—all the functions and ranges you need... 29 in all: volts and amps. s.c. and d.c. switchable Hi and Lo ohms.

TOUGH—built to take the rough and tumble of field service and survive normally disastrous overloads the 935 will stay in cal.

PRECISE—basic 0.1% d.c. accuracy — better than many bench models!

VISIBLE—big, clear, high contrast 3½ digit LCD display, readable anywhere. ½" characters.

EXPANDABLE—accessories extend measurements to 1000A 40kV r.f. at 700MHz or temperature from 60 to 150 C.

INEXPENSIVE—the 935 has the lowest price tag of any high performance hand-held DMM at £94. UK, mainland delivered exc VAT. It uses a low cost PP9 battery which can give up to 200 hours use.

Get the leaflet now and see why your next multimeter should be a Data Precision 935!

Contact:



Farnell International

WETHERBY · WEST YORKSHIRE LS22 4DH · TEL: 0937 63541 · TELEX 557294 FARNIST B OR LONDON OFFICE · TEL: 01 864 7433

WW — 058 FOR FURTHER DETAILS

A STAR IS BORN



**£48.50
plus 2 year
guarantee**

- the Mark III ASCII encoded touch keyboard

This professional quality touch sensitive keyboard has the full ASCII code set of characters available from the main keyboard, plus a separate 12 key pad to allow fast numeric entry. The MK III has a 'bleep' facility with volume control and power 'on' light plus a polyester sealed wipe clean surface making the unit particularly suitable for use in hostile environments. The MK III is supplied complete with mating gold plated edge connector in a low profile matt grey plastic case with non-slip feet.

Additional features

- 7 bit parallel ASCII encoded output with positive and negative strobes
- Odd and even parity check bits (bit 8)
- Two user definable pads - switch closures (24V 50mA max)
- Repeat pad
- Illuminating, electronically latched shift lock pad
- Electronic hysteresis
- Industry standard key spacing (3/4 in)
- Operating life greater than 5,000,000 operations per pad
- Available ex stock (manufactured in U.K.)

Custom keyboard design and manufacturing capability

Optional extras (all options are incorporated in the unit)

A	Serial output compatible to RS232/V24	£6.00
A1	Internal baud rate generator. For use with Option A or C. Please state Baud rate required	£5.00
A2	Internal generation of ± 12 Volts for use with Option A	£8.00
C	20 mA Current loop output. Passive.	£6.00
D	On board — 5 Volt regulator. Requiring unregulated D.C. input of 7-12 V	£4.00
E	Earphone socket and plug in personal earphone	£2.00
F	Switch selectable TTY compatibility	£10.00

With Option 'A' or 'C' the Baud rate may be supplied externally by the user
 With Option 'A' the — 12 Volt may be externally supplied

Please send me details of your range of keypads.

Price £48.50 plus VAT

Postage and packing

U.K. £1.00 *Europe £2.00 *Outside Europe £3.00

*(This includes Air Mail delivery)

Payment should be made in sterling drawn on a U.K. bank or I.M.O.

Cheques made payable to Star Devices Ltd.

P.O. Box 21, Unit 1, Mill Lane, Newbury, Berkshire.

Telephone 0635 40405

Access/Eurocard/Mastercharge

Name

Address

Card Number

BLOCK CAPITALS

NOW IN ITS
FIFTH YEAR

A major exhibition of computers, peripherals, terminals and services, held each spring in the most highly industrialised area of Western Europe.

COMPEC EUROPE'80



**Centre International Rogier, Brussels,
May 6, 7 & 8, 1980**

The ever-growing international attendance gives Compec Europe exceptional status as a sales platform for providers of hardware, software and services from every country. Ensure participation in its benefits by posting the coupon below.

COMPEC EUROPE'80 STAND RESERVATION FORM

To: The Exhibition Manager, Compec Europe, Room 821, Dorset House, Stamford Street, London, SE1 9LU, England.

Please provisionally reserve for us stand space at Compec Europe 80 and send the undersigned more information.

Name _____ Company _____

WILMSLOW AUDIO

The firm for Speakers

HI-FI DRIVE UNITS



Audax HD 12 9D25	£7.65
Audax HD 13D34H	£12.75
Audax HP11P25EBC	£6.65
Audax HP20B25H4	£13.25
Audax HD24S45C	£20.50
Baker Superb	£25.00
Castle Super 8RS/DD	£12.65
Chartwell CEA205 8" bass, matched pairs only 8 ohm (pair)	£61.25
Coles 4001	£7.65
Coles 3000	£7.65
Celestion HF 1300 II	£8.45
Celestion HF 2000	£10.25
Dalesford D10 tweeter	£8.45
Dalesford D30/110 5in	£11.25
Dalesford D50/153 6½in	£12.25
Dalesford D50/200 8in	£12.25
Dalesford D70/250 10in	£22.25
Dalesford ABR 10in	£10.25
Dalesford D100/310 12in	£35.75
Decca London horn	£57.25
Decca DK30 horn	£43.75
Decca CO/1000/8	£10.25
EMI 14A/770 14in x 9in 8 ohm	£19.50
EMI 8in x 5in d/c. 10 watt. 4 ohm	£4.05
EMI Type 350 4 ohm	£9.45
Isophon KK8/8	£8.15
Isophone KK10/8	£8.45
Jordan Watts Module	£20.40
Jordan Watts HF kit	£9.15
Jordan 50mm unit	£23.00
Jordan CB crossover (pair)	£23.00
Jordan Mono crossover (pair)	£23.00
Kef T27	£9.45
Kef B110	£12.00
Kef B200	£13.25
Kef B139	£27.00
Kef DN13	£5.40
Kef DN 12	£8.65
Kef DN 22 (pair)	£40.85
Lowther PM6	£51.00
Lowther PM7	£88.45
Peerless KO10DT	£10.50
Peerless DT10HFC	£10.50
Peerless KO40MRF	£12.25
Radford BD25 II	T.B.A.
Radford MD9	T.B.A.
Radford MD6	T.B.A.
Radford FN8/FN831	T.B.A.
Richard Allan DT20	£8.95
Richard Allan DT30	£9.45
Richard Allan CG8T	£11.25
Richard Allan CG12T Super	£25.30
Richard Allan LP8B	£11.75
Richard Allan HP8B	£17.60
Richard Allan HP12B	£28.40
Seas H107	£8.95
Shackman Electrostatic, c/w polar network and crossover (pair)	£130
Tannoy DC386 15in	£178.80
Tannoy DC296 10in	£107.35

PA GROUP & DISCO UNITS



Baker Group 35	£15.45
Baker Group 50/12	£23.45
Baker Group 50/15	£35.15
Celestion Powercell 12/150	£56.50
Celestion Powercell 15/250	£69.25
Celestion G12/50 Twin cone	£15.95
Celestion G12/80 Cambric edge	£20.25
Celestion G12/80 Twin cone	£19.75
Celestion G12/125 Cambric edge	£35.10
Celestion G15/100 Cambric edge	£31.95
Celestion G15/100 Twin cone	£32.25
Celestion G18/200	£53.25
Celestion MH1000	£15.95
Fane Pop 40	£12.50
Fane Pop 50H	£13.80
Fane Pop 75	£19.70
Fane Pop 65	£21.25
Fane Pop 80	£25.50
Fane Pop 100	£41.80
Fane Guitar 80L	£26.10
Fane Guitar 80B	£27.15
Fane Disco 80	£27.15
Fane PA80	£26.10
Fane Bass 85	£34.00
Fane Crescendo 12E	£57.50
Fane Crescendo 15E	£74.50
Fane Crescendo 18E	£94.75
Fane J44	£6.90
Fane J104	£13.75
Fane J73	£9.75
Fane HPX1/HPX/2	£3.45
Fane HPX3A	£5.60
Fane HPX3B	£4.55
Goodmans 8PA	£5.05
Goodmans 12P	£21.00
Goodmans 12PD	£23.95
Goodmans 12PG	£23.65
Goodmans 18P	£48.45
Goodmans Hifax 50HX	£21.85
Motorola Piezo horn 3½in	£8.50
Motorola Piezo horn 2inx6in	£12.25
Richard Allan HD8T	£17.00
Richard Allan HD10T	£18.50
Richard HD12T	£24.45
Richard Allan HD15	£43.40
Richard Allan Atlas 15in	£85.15
Richard Allan Atlas 18in	£110.75

WILMSLOW AUDIO



KITS FOR MAGAZINE DESIGNS etc.
KITS FOR MAGAZINE DESIGNS
Kits include drive units, crossovers, BAF/long fibre wool, etc. for a pair of speakers. Carriage £3.75

Practical Hi-Fi and Audio PRO9-TI (Rogers) Felt panels for PRO9-TL £6.72 plus £1.60 carriage £138
Hi-Fi Answers Monitor (Rogers) £146
Hi Fi News State of the Art (Atkinson) £182
Hi Fi News Miniline (Atkinson) £48 (carriage £2.66)
Hi Fi for Pleasure Compact Monitor (Colloms) £115 (carriage £5.25)
Popular Hi-Fi Mini-Monitor (Colloms) £74
Popular Hi Fi Round Sound (Stephens) including complete cabinet kit £71
Popular Hi-Fi (Jordan) £93 plus (carriage £2.66)
Practical Hi-Fi & Audio BSC3 (Rogers) £65
Practical Hi-Fi & Audio Monitor (Giles) £155
Practical Hi-Fi & Audio Triangle (Giles) £99
Practical Hi-Fi & Audio Mini Triangle (Giles) £108
Wireless World Transmission Line (Bailey) KEF £122
Wireless World Transmission Line (Bailey) RADFORD £184
Hi-Fi News Tabor (Jones) with J4 bass units £60
Hi-Fi News Tabor (Jones) with H4 bass units £66

Smart badges free with all above kits (to give that professional touch to your DIY speakers!). Send 50p for up to 6 reprints/construction details of above designs.

CARRIAGE & INSURANCE

Tweeters & Crossovers	50p each
Speakers 4" - 6½"	80p each
Speakers 10" - 12"	£1.00 each
Speakers 12", 13" x 8", 14" x 9"	£1.75 each
Speakers 15"	£2.75 each
Speakers 18"	£4.00 each
Speaker kits	£1.75 each
Mag. design kits	£3.00 pair
	£3.75 pair

SPEAKER KITS



PRICES PER PAIR—
CARRIAGE £2.66

Dalesford System 1	£54
Dalesford System 2	£57
Dalesford System 3	£104
Dalesford System 4	£110
Dalesford System 5	£142
Dalesford System 6	£95
Eagle SK210	£17.60
Eagle SK215	£32.60
Eagle SK320	£40.80
Eagle SK325	£68.50
Eagle SK335	£93.00
Goodmans DIN 20 4 ohm (special offer)	£27.60
LS3/5A equivalent kit	£71
Lowther PM6 kit	£105.30
Lowther PM6 Mk 1kit	£110.40
Lowther PM7 kit	£176.85
Peerless 1070	£124.70
Peerless 1120	£142.10
Peerless 2050	£51.10
Peerless 2060	£67.40
Radford Studio 90 kit	£184
Radford Monitor 180 kit	£218
Radford Studio 270 kit	£350
Radford Studio 360 kit	£440
RAM Kit 50 (makes RAM 100)	£71.50
Richard Allan Tango Twin kit	£49.00
Richard Allan Maramba kit	£69.00
Richard Allan Charisma kit	£101.20
Richard Super Triple kit	£81.70
Richard Allan RAB kit	£52.65
Richard Allan RAB2 kit	£83.30
Richard Allan RA82L kit	£89.90
Seas 223	£40.85
Seas 253	£63.10
Seas 403	£76.60
Seas 603	£122.60
Wharfedale Denton XP2 kit	£31.45
Wharfedale Shelton XP2 kit	£40.40
Wharfedale Linton XP2 kit	£56.20
Wharfedale Glendale XP2 kit	£69.00

Everything in stock for the speaker constructor!
BAF, Long Fibre Wool, Foam, Crossovers, Felt Panels, Components, etc.
Large selection of grille fabrics. (Send 18p in stamps for grille fabric samples).

PRICES CORRECT AT 18.6.79

ALL PRICES INCLUDE VAT @ 15%

Send 30p stamp for free 38 page catalogue 'Choosing a Speaker'

Telephone Speakers, Mail Order and Export 0625 529599

Hi-Fi: (Swift of Wilmslow) 0625 526213.

Lightning service on telephoned credit card orders!

SWIFT
OF WILMSLOW
The firm for Hi-Fi
5 Swan Street,
Wilmslow, Cheshire.

WILMSLOW
AUDIO
The firm for Speakers

Swan Works, Bank Square,
Wilmslow, Cheshire.

Bearcat computerscanners



New:

220 with aircraft, direct programming without calculating

A range of digital scanners with microprocessor, so without crystals . . . Extremely accurate and reliable. Each Bearcat-scanner searches its frequencies itself, which you can read out immediately at the display. Lock-out, delay and search are some of the many functions of the Bearcat. Each type is delivered in the European frequency.

Bearcat 210 10 channels
72 - 90 MHz. 146 - 174 MHz. 416 - 512 MHz.
sensitivity through all bands 0,6 μ V/20 dB

Bearcat 250 50 channels
72 - 90 MHz. sensitivity 0,3 μ V/12dB
146 - 174 MHz. sensitivity 0,3 μ V/12dB
420 - 512 MHz. sensitivity 0,6 μ V/12dB

Selectable speed control for both scan and search, as well as priority.

Bearcat 220
Police, Marine and Aircraft band, 20 channels

66 - 88 MHz. sensitivity better than 0,3 μ V/12dB
144 - 174 MHz. sensitivity better than 0,3 μ V/12dB
118 - 136 MHz. sensitivity better than 0,8 μ V/10dB
420 - 512 MHz. sensitivity better than 0,6 μ V/12dB

The Bearcat 220 has an extremely good selectivity, a selectable speed control for both scan and search, as well as priority.

Instead of 72-90 MHz. (BC 220-66-88 MHz.) the Bearcats can also be delivered in 30-50 MHz.


**Please send us your leaflets and
pricelist of the Bearcats.**

Name

Address

Wolfsen Electronics b.v. - Ged. Nieuwesloot
111-115 1811 KR Alkmaar - Holland


Wolfsen Electronics is the exclusive import
dealer for many European countries.



WOLFSEN ELECTRONICS BV

Ged. Nieuwesloot 111-115 1811 KR Alkmaar Telefoon 072-124216 / 128055 Telex 57572 Wolfs NL
WW - 053 FOR FURTHER DETAILS

ELECTRONIC INDUSTRIAL THERMOMETER



THE MODERN WAY TO MEASURE TEMPERATURE

A Thermometer designed to operate as an Electronic Test Meter. Will measure temperature of Air, Metals, Liquids, Machinery, etc., etc. Just plug-in the Probe, and read the temperature on the large open scale meter. Supplied with carrying case, Probe and internal 1 1/2 volt standard size battery.

Model "Mini-Z 1" measures from -40° C to + 70° C. Price £30.00
Model "Mini-Z 2" measures from -5° C to + 105° C. Price £30.00
Model "Mini-Z Hi" measures from + 100° C to 500° C. £33.00
(VAT 15% EXTRA)

Write for further details to

HARFIS ELECTRONICS (LONDON)
138 GRAY'S INN ROAD, LONDON, WC1X 8AX
(Phone 01-837 7937)

WW - 032 FOR FURTHER DETAILS

QUARTZ CRYSTALS made to your spec. FAST!

MOD & CAA APPROVED





AEL CRYSTALS LTD
GATWICK HOUSE, HORLEY, SURREY, ENGLAND RH6 9SU
Telephone: Horley (02934) 5353 Telex: 87116 (Aerpucon Horley)
Cables: Aerocon Telex Horley

WW-030 FOR FURTHER DETAILS

carbon film RESISTORS

PRICES REDUCED. SEND FOR DETAILS NOW



AERO SERVICES LTD.

42-44A-46 Westbourne Grove
London W2 5SF
Tel. 01-727 5641 Telex 261306

WW - 047 FOR FURTHER DETAILS

OLSON PORTABLE MAINS DISTRIBUTION



**New!
Slim Jim**

Dim. 1 3/4" x 2 1/2" x 18 3/4"
£12.15. PP 85p + VAT




19" Rack Mounting Type 13A/4SW/R £16.80. P&P £1 + VAT.



Instant Trunking System for Wall or Bench Mounting

NEW! 10 sockets switched in sloping box



Type 13A/10SW £27.50. P&P £1.85 + VAT



COMPLETE WITH 6FT. CABLE AND 13-AMP FUSED PLUG.

4 sockets 13A	£12.75
6 sockets 13A	£15.00
4 sockets 13A switched	£14.45
6 sockets 13A switched	£16.75
+ Post £1 + VAT	

ALL DISTRIBUTION PANELS ARE FITTED WITH MK SOCKETS & PLUG
Send for details of complete range

EPROM ERASER



Low cost ultra violet eprom erasing lamp will erase up to 12 chips at one time.

PRICE £95.00 + VAT

TR6 — 6 sockets switched £21.50

TR9 — 9 sockets switched £25.50
Plus P&P £2 + VAT

MAINS ISOLATING UNIT

The Olson mains isolating unit is an essential bench item for safety when testing and repairing mains-operated equipment. The isolating transformer has an earthed screen and is rated 250VA.



£38 + P&P £2 + VAT

OLSON ELECTRONICS LTD., FACTORY NO. 8, 5-7 LONG ST., LONDON E2 8HJ
TEL. 01-739 2343

WW — 093 FOR FURTHER DETAILS



AEL

Suppliers of

Electronic Tubes Semiconductors

For use in Professional Equipment

Exceptionally wide range of spares for most equipment in use

Write for catalogues or just state your requirement to

AEL

AERO ELECTRONICS (AEL) LIMITED
GATWICK HOUSE, HORLEY, SURREY,
ENGLAND RH6 9SU

Telephone: Horley (02934) 5353
Telex: 87116 (Aero G Horley)
Cables: Aero G Telex Horley



WW — 062 FOR FURTHER DETAILS



747 UNIVERSAL COUNTER TIMER
£175 + £3.50 p&p

DC-150MHZ

8 DIGITS

8 FUNCTIONS

3 CHANNELS

Measures — A KHz, C MHz, Period A, Pulse Width A±, Time A± to B±, Count A, Count A (gated by B, reset by C)
Max. resolution 0.1Hz, 100pS.
Averages 1 to 1000 events.

Also available — Counter Timers, Frequency Meters, Filter Oscillators, Function Generators, Off-air Standards, Lab/Bench Power Supplies, Panel Meters & Bar Indicators.

OMB ELECTRONICS

Riverside, Eynsford, Kent DA4 0AE

Tel: Farningham (0322) 863567

Prices, which are CWO & ex-VAT, are correct at time of going to press and are subject to change without notice.

WW — 073 FOR FURTHER DETAILS

REGUN TV TUBES

with EDICRON *ELECTRON ASSEMBLIES*

- Monochrome or colour
- Standard, quick heat, delta or inline
- Wide range of neck sizes and heater ratings
- Predictable in use and performance

- High tolerance on insert procedure
- High conversion rate on ageing
- Long service life
- Neck glass, tube bases, equipment and accessories also supplied

For full details contact:

EDICRON LTD.

Redan House, 1 Redan Place, London W2 4SA.
Tel: 01-221 4717 Telex: 265531 Edicrn G

WW — 066 FOR FURTHER DETAILS

LOWE ELECTRONICS LTD.

119 CAVENDISH ROAD, MATLOCK, DERBYSHIRE.
TEL. 0629 2430 OR 2817. TELEX 377482 LOWLEC G



NEW
MODEL
CS1577
30 MHz/2mV

CS1577 130mm DUAL TRACE TRIGGERED SWEEP OSCILLOSCOPE

£480 + VAT

PRICE INCLUDES TWO X10
FULL BANDWIDTH PROBES

- ★ 130 mm mesh PDA
- ★ DC - 30 MHz
- ★ 2 mV sensitivity
- ★ Signal delay
- ★ Auto level triggering
- ★ Display modes CH1, CH2, DUAL, ADD, X-Y
- ★ Single shot with variable hold off

SPECIFICATION

Bandwidth:	DC - 30 MHz (3 dB) 40 MHz (6 dB)
Sensitivity:	2 mV/cm - 10V/cm
Input R.C.:	1 M ohm 22 pF
Risetime:	11.7 nS
Overshoot:	less than 3%
Sweep time:	100 nS/cm - 0.5S/cm better than 3%
Linearity:	1 KHz 100 mV square wave
Calibrator:	
Trigger bandwidth:	DC - 40 MHz
Trace rotation:	Electrical
Phosphor:	P31
Power:	AC 100 / 120 // 220/240V 50/60 Hz 40W
Dimensions:	260mm x 190mm x 375mm
Weight:	10 Kg

TRIO OSCILLOSCOPES


The Trio range of oscilloscopes offer top quality at moderate cost. The brief specifications show the performance features which have made these oscilloscopes firm favourites in all parts of the world, with bandwidths to 30 MHz and sensitivities down to 1mV/cm on 130 mm screens. Prices are very realistic and we try to ensure that delivery is ex-stock at all times — quite a change these days.

FOR FULL DETAILS ON THESE AND OTHER MODELS, CONTACT THE SOLE AGENTS, LOWE ELECTRONICS.

WW — 052 FOR FURTHER DETAILS

CS1352 DUAL TRACE 15 MHz/2mV PORTABLE

£350 + VAT



The CS1352 oscilloscope offers you not only dual trace, 15MHz bandwidth operation at sensitivities down to 2mV/cm but also use from 100-240 Vac mains and portable operation using the optional rechargeable battery pack. Automatic charging is carried out when the CS1352 is plugged into a mains supply. Now you can have top performance both on the bench and out in the field — and at an affordable price.



CS1575 DUAL TRACE 4 FUNCTION

The CS1575 is a unique tool for the audio engineer. It features the normal facility of dual trace display with sensitivity to 1 mV/cm but not only can it display the input signals on two channels, it can simultaneously display the phase angle between them and measure the phase angle referenced to a zero phase calibration display. In addition to these unique features, you also have independent triggering from each channel to give stable displays even with widely differing input frequencies.

Absolutely indispensable to the professional audio engineer, the CS1575 is now in use all over the world. See it in action or send for complete details.

£278 + VAT



MOUNTING HARDWARE - THE NO.1 SOURCE



Wide range of sockets and bezels to mount from 2 to 8 digits using single or dual digit LED or incandescent displays. Also electronic modules with decoder driver, latch and counter options to mate with hardware

- 5 ranges at complete most available displays
- Attractive one piece bezel with choice of filter
- Ex stock

WW — 018 FOR FURTHER DETAILS

LCD DIGITAL PANEL METERS ULTRA LOW COST



DPMs 1 and 2 are extremely compact, significantly saving panel space while full scale values of 0-1.999V or 0-199.9mV are variable by means of a multi-turn potentiometer. Plastic bezel & screen, user selection of decimal point, auto polarity & zero, accuracy of $\pm 0.1\%$ and character heights of 0.7" & 0.5" combine to offer probably the most attractive DPM on the market.

WW — 017 FOR FURTHER DETAILS

PCL Perdix Components Ltd

98 Crofton Park Road, London S.E.4. Tel: 01-690 1914 Telex: 897883

THINK OF A SHAPE



S 500D — dual channel
up to 500W / RMS per
channel DC-20 KHZ

Whatever it is, the **HH** 'S' range of power amplifiers will handle it

The **HH** 'S' range is designed to handle heavy industrial usage in the fields of vibrator driving, variable frequency power supplies and servo motor systems.

S 500D

Dual Channel
19" rack mount 3½" high
500w r.m.s. into 2.5 ohms per channel
900w r.m.s. in bridge mode
DC-20 KHZ at full power
0.005% harmonic distortion (typical) at
300w r.m.s. into 4 ohms at 1 KHZ
3KW dissipation from in-built force cooled
dissipators

S 250D

Single Channel
19" rack mount 3½" high
500w r.m.s. into 2.5 ohms
Retro-convertible to dual channel
DC-20 KHZ at full power
Full short and open circuit protection
Drives totally reactive loads with no
adverse effects

A complete range of matching transformers and peripheral equipment for closed loop, constant current and voltage use are available.

Alternative input and output termination to order. Rack case for bench use built to specifications. For complete data write or call.



Kirkham Electronics

MILL HALL, MILL LANE, PULHAM MARKET, DISS, NORFOLK IP21 4XL
DIVISION OF K.R.S. LIMITED
TELEPHONE (037 976) 639/594

FRANCHISED COMMERCIAL AND INDUSTRIAL AGENTS FOR **HH** ELEC-

WW — 065 FOR FURTHER DETAILS

fact: you can choose your microphone to enhance your sound system.

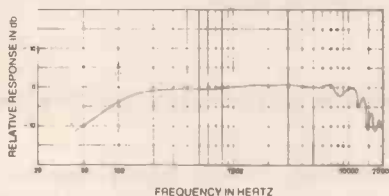
Shure makes microphones for every imaginable use. Like musical instruments, each different type of Shure microphone has a distinctive "sound," or physical characteristic that optimizes it for particular applications, voices, or effects. Take, for example, the Shure SM58 and SM59 microphones:

SM59

**Mellow, smooth,
silent...**

The SM59 is a relatively new, dynamic cardioid microphone. Yet it is already widely accepted for critical studio productions.

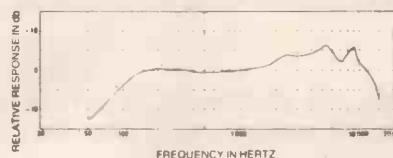
In fact, you'll see it most often where accurate, natural sound quality is a major consideration. This revolutionary cardioid microphone has an exceptionally flat frequency response and neutral sound that reproduces exactly what it hears. It's designed to give good bass response when miking at a distance. Remarkably rugged—it's built to shrug off rough handling. And, it is superb in rejecting mechanical stand noise such as floor and desk vibrations because of a unique, patented built-in shock mount. It also features a special hum-bucking coil for superior noise reduction!



SM58

**Crisp, bright
"abuse proof"**

Probably the most widely used on-stage, hand-held cardioid dynamic microphone. The SM58 dynamic microphone is preferred for its punch in live vocal applications... especially where close-up miking is important. It is THE world-standard professional stage microphone with the distinctive Shure upper mid-range presence peak for an intelligible, lively sound. World-renowned for its ability to withstand the kind of abuse that would destroy many other microphones. Designed to minimize the boominess you'd expect from close miking. Rugged, efficient spherical windscreen eliminates pops. The first choice among rock, pop, R & B, country, gospel, and jazz vocalists.



professional microphones...by

SHURE®

Shure Electronics Limited, Eccleston Road, Maidstone ME 15 6AU—Telephone: Maidstone (0622) 59881

wireless world

Into the 'eighties

Editor:

TOM IVALL, M.I.E.R.E.

Deputy Editor:

 PHILIP DARRINGTON
Phone 01-261 8435

Technical Editor:

 GEOFFREY SHORTER, B.Sc.
Phone 01-261 8443

Projects Editor:

 MIKE SAGIN
Phone: 01-261 8429

News Editor:

 RAY ASHMORE, B.Sc., G8KYY
Phone 01-261 8043

Communications Editor:

 TED PARRATT, B.A.
Phone 01-261 8620

Drawing Office Manager:

ROGER GOODMAN

Technical Illustrator:

BETTY PALMER

Production & Design:

ALAN KERR

Advertisement Controller:

G. BENTON ROWELL

Advertisement Manager:

 BOB NIBBS, A.C.I.I.
Phone 01-261 8622

DAVID DISLEY

Phone 01-261 8037

BARRY LEARY

Phone 01-261 8515

Classified Manager:

 BRIAN DURRANT
Phone 01-261 8508 or 01-261 8423

NEIL McDONNELL

 (Classified Advertisements)
Phone 01-261 8508

JOHN GIBBON (Make-up and copy)

Phone 01-261 8353

Publishing Director:

GORDON HENDERSON

Our front cover this month, introducing the articles "Radio and electronics into the 'eighties", symbolizes man's increasing involvement with his technology. This is a two-way process. The more devices and systems he produces the more he changes his environment and this reflects back on him by modifying his customs, institutions and general way of life. And it may go deeper than this. According to the early sociologist Durkheim, a person's knowledge of himself — his self-image — is created by the society in which he lives. Not only does he exist in society but society exists in him. So in modifying the material basis of society and hence social relations by technology, he continually changes his concept of himself as an individual and all the imagined needs or wants that arise out of this concept. No wonder that modern man in industrialized society seems such a restless, anxious and dissatisfied creature.

This two-way process is very intense when the technology is electronics, for here we are concerned with transmitting and transforming information, and ultimately, if not directly, this information causes human beings to think, feel and act. What seems to emerge from the developments described in the following articles is that the 1980s will see a further intensification of the links between the human being and his electronic systems. The systems will become even more closely matched to the input and output capabilities of the biological organism and will make even greater demands on it. It's not simply a case of more communication channels conveying more information in a given time, but a continuing increase in the refinement and variety of the information put in by and presented to the human beings.

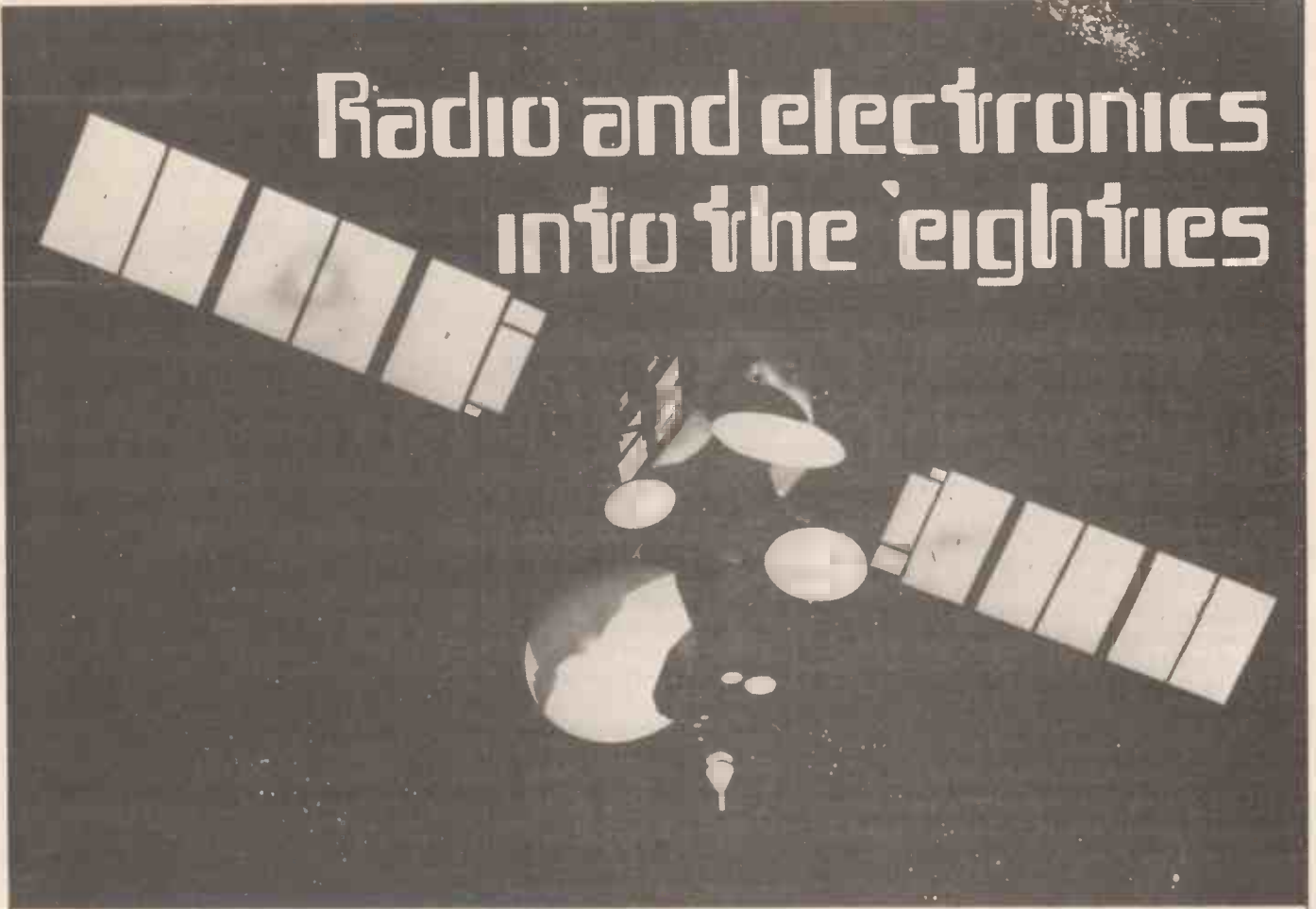
Higher quality sound and visual images, and higher performance in radar systems and laboratory

instruments, for example, all demand greater attention and discrimination. In broadcasting the addition of colour and text to television and stereophony to sound have already given us more to perceive and cognize, and electronic tricks in sound and vision synthesis are stretching these abilities to the edge of confusion. In radiocommunication, voice messages are being supplemented by digital data transmission, often on the same circuits, to make possible greater detail and accuracy. And now the general public can retrieve useful facts from data banks over the ordinary telephone lines.

Telecommunications are, of course, essential to organizations — especially large, far-flung organizations like multinational companies, airlines and political/military alliances — to enable them to respond quickly and appropriately to events in any part of their structure. Any message demands a decision, if only to ignore it, but with messages arriving quicker, and in ever greater quantity and detail, the mounting pressure on responsible people to be continually making decisions and deciding priorities is reaching inhuman proportions. Some individuals have found it too much and have left for a quieter life.

On the 50th anniversary of Bell Laboratories, the president, W. O. Baker, said of communications: "I see it also as a mission of importance involving great responsibility. Improving communications, more efficient and satisfying handling of information — these I deeply feel are essential to help solve economic and social problems and aid efforts to civilise the future". These are noble sentiments but it is already evident that we cannot solve such problems by technology alone. As humans we are limited in our powers to assimilate information and in our good will to act on it properly. Perhaps what we really need is less information and more wisdom.

Radio and electronics into the 'eighties



Intelsat V (above) the latest communications satellite, which will be launched at the turn of the year, marks dramatically the entry of radio and electronic technology into the 1980s, for it has double the communications capacity of its predecessor, Intelsat IVA. Equally important advances are being made in terrestrial radio and its related fields, and in the following pages we present articles by seven specialists who first look back at what has happened over the past decade and then project their thoughts and expectations into the 'eighties.

Land mobile radio

by W. M. Pannell, M.I.E.R.E. Pye Telecommunications Ltd

Technical progress in the electronics industry over the past decade has taken vast strides, with the land mobile radio sector certainly not lagging behind. The inevitable questions arise: What effect have all the changes in technique had on the mobile radio industry and its users? Which changes have made the biggest impact? And, what can we expect over the next decade?

Although the changes to the mobile and portable units, the fixed equipments and the peripherals have shown considerable innovation over the past ten years, many of the changes in technique have been brought about by the increasing complexity of overall system requirements.

One change that made a major impact on mobile radio in the UK, over a decade ago, was the decision to split the channel bandwidth at v.h.f. from 25 to 12½ kHz. This resulted in some

immediate relief in the search for extra spectrum and a marked reduction in co-channel interference. The change improved the utilization of channels for many types of user.

During the 1970s we also saw the increasing use of personal portables in all types of system. This is, of course, a logical progression in view of communication being needed between people rather than vehicles in most cases — the main exceptions being where interrogation of vehicle status is desired or where vehicles are the essential tool, for example fire engines.

It was at this point that the move towards miniaturization became an essential requirement in all types of equipment, not so much because of the need for smaller equipments, although in portable design this was naturally a fundamental requirement, but more to enable equipments of increased com-

plexity and versatility to be designed for the more sophisticated systems without increasing the total volume of individual units. So an upsurge in the use of integrated circuits took place: the ubiquitous light bulb was replaced by light emitting diodes: l.e.d. followed by l.c.d. displays became a recognised means of presenting information; while conventional components became steadily smaller to keep up with the new techniques. At the same time, higher stability frequency sources and better i.f. filters became necessary in fixed, mobile and portable equipments as the need for higher performance developed.

Meanwhile, in the systems control field, processors began to take over many of the functions which had previously involved complicated manual operations. More facilities and information became available to the system controller, while, in the mobile, actions

could, for example, be initiated from control or other designated points without the need for intervention by the mobile user.

Signalling. Signalling over radio gained considerable ground during the 1970s. Previously such requirements as selective calling were often considered to be refinements and were avoided where possible, usually on the grounds of cost and size. Solid-state techniques changed this view and selective calling units employing relays and often mechanical selectors gave way to units of but a fraction of the size and power consumption.

Unfortunately during this period the variations in signalling techniques increased in an alarming way, each manufacturer tending to develop his own form of coding with the result that compatibility became almost impossible. At present there is however a trend to standardise on a few of the better systems, mainly of the sequential tone variety. Even with the reduced number of variants, compatibility is still a problem and further standardisation would be advantageous.

A lot of work has been undertaken in recent years in digital signalling, generally of the order of 1200 bit/s. Various error detecting and correcting codes have and are being investigated to obtain higher coding efficiency and provide a good throughput of data. Such techniques may help in providing data communication at signal levels which in the past have been considered too low for error free data transmission. Digital signalling will undoubtedly be the answer to providing channel assignment switching, sophisticated selective calling, alarms, identity, printer drive, data display and many other uses. However, the low signal threshold achieved with tone signalling has yet to be equalled by any but very low speed digital signalling.

Microprocessors have enabled "intelligence" to be added to systems. The era of manual press-to-talk and the occasional channel change accompanied, where needed, by a selective call operating an electronic 'door bell' is now often superseded in the larger systems by intelligent switching functions where channel and routing procedures are performed automatically; hand shaking/identity routines are undertaken with complex control functions being processed, as well as many other technically complex operations. At the moment, microprocessors, although cheap, tend to be greedy in power consumption (n.m.o.s.). This may be improved in the near future by the use of c.m.o.s. and ultimately silicon on sapphire (s.o.s. m.o.s.). Microprocessors in portables where low consumption is critical may thus become practical.

Trunking. Trunking in land mobile systems is a technique which has grown during the past few years with the help

of the microprocessor. While the full advantages of such systems in frequency spectrum economy have yet to be seen, undoubtedly first indications are favourable. The use of trunking, however, can raise an operational problem concerning the ownership of the base complex, and this may limit its use to definite types of system where single ownership or the radio common carrier type of operation prevails.

Quasi-synchronization. System techniques evolved during the 1970s included the use of a quasi-sync — a method whereby a number of transmitters carrying the same intelligent radiate simultaneously without interference in a number of overlapping areas. Although as early as 1946 J. R. Brinkley proposed the use of staggered carrier techniques, this method ultimately became unworkable as the channel bandwidth was reduced down to 12½kHz. At these narrow bandwidths much closer staggering, of the order of a few hertz, is required, so that a need arose for high

stability, low noise oscillator sources. The technique of quasi-sync is generally applicable to a.m. and f.m. at frequencies up to 500MHz although at v.h.f. the use of f.m. quasi-sync is subject to some reservations.


Frequency sources. The development of frequency synthesizers for mobile radio also shows signs of increasing in tempo as the need for greater frequency agility grows. Several designs have been announced using various custom built chips. It is just a matter of time before the cost of such devices is comparable with conventional crystals, even for one channel. Meanwhile frequency control has improved considerably by the use of a phase lock loop system and this is often standard on present day fixed receivers in the land mobile bands.

Modulation methods. Overshadowing many of the developments during the past few years has been the obvious rapidly diminishing spectrum space available for each new land mobile radio system. Much has been written on the



This microprocessor controlled equipment generates and decodes selective calling tones. Providing alert, identification, status, alarm and other operating functions, it is compatible with all known selective calling systems.

Synthesizer board in the Pye M206X two-way radio can be supplied for anything from 16 to 128 channels.



subject and at the recent World Administrative Radio Conference in Geneva much was undoubtedly discussed.

Even if, as a result of all the decisions made, extra spectrum is handed to mobile radio, the rate of growth is such that economies must be made. To this end techniques are already being investigated to achieve spectrum savings and further bandwidth splitting by the use of s.s.b. is but one method currently under review. Others include spread spectrum methods, stored speech and the virtual elimination of speech by the total use of data in those applications where standard forms of message predominate. The latter methods are still in the early stages of investigation, but the development of s.s.b. is quite advanced and shows considerable promise.

Cellular systems. Much has also been written on the use of small cell techniques in urban area radio systems. In the United States, where a lot of work has originated, several systems are being put into operation at 900MHz using this principle. Although the cells involved initially in these systems cannot really be described as 'small cell', the possibility of sub-division exists and will undoubtedly be the subject of further investigation. Small cell systems are necessarily oriented towards processor control if all the functions proposed are to be implemented. Cellular systems and trunking have a great deal in common in many design aspects.

Energy sources. In spite of the huge variety of systems which have been devised over the past decade, one common denominator remains — that of the energy source required to drive the equipments. Vehicle units are generally no problem, there being a ready source of d.c. in the vehicle. Portables are a different matter insofar as, although a battery of a suitable type is included in the assembly, this must be either replaced or recharged after a period of work. There has been no outstanding design change during the past ten years which has increased the portable battery capacity appreciably or reduced its size, so this is one aspect where changes are required.

In fixed equipment the tendency has been to use secondary batteries charged from sources of energy ranging from the public power supply through diesel

generating sets, wind and water driven generators, thermal generators to solar cells. All methods have their place in providing power to radio equipment. With the present energy crisis, further work is indicated, not only to find means of providing power in relatively inaccessible places but to do so using the minimum resources at present in great demand.

The next ten years


In view of the vast changes which have taken place over the past decade one is tempted to forecast the future almost in terms of science fiction. It is not my intention to examine such possibilities but rather to consider the more down-to-earth developments of existing techniques.

Data will undoubtedly appear as one of the main contenders for optimising usage of the frequency spectrum. While speech will be with us for some considerable time, particularly in the simpler systems, the efforts being made in the data field must be recognised. For example although there is a lack of economically viable vocoders suitable for digital speech at the moment, they will undoubtedly appear. Alternatively, stored speech controlled by a digital bit stream could well be a relatively inexpensive method of spectrum conservation. Speech synthesisers driven directly by computers are also likely. Good speech quality at real time digital speeds of 2 or 3 kbit/s now appears probable in the next decade. Bubble memory techniques permitting occupancy time reduction are, even now, a possibility, with available bubble memories capable of 10^6 bits/chip, one square centimetre in size, already available.

At present the rate of growth of data by digital methods is in excess of 20% per annum and is expected to maintain or even exceed this during the next ten years.

Obviously the use of digital techniques, spread spectrum for example, provides a high degree of privacy and at the same time enables a high degree of large scale integration to be employed — all leading to smaller equipments and, one hopes, greater power economy.

Two-way mobile data unit for use in a vehicle availability system.



The use of data processing methods to impart "intelligence" to a system is of course one of the most important aspects. Already microprocessors play a major role in the more sophisticated systems, as indeed they are beginning to do in many other areas of present day activity. The future holds an almost unlimited range of possibilities. Dynamic channel allocation, automatic transmitter power level adjustment to suit the propagation conditions and local interference level, automatic call routing, and many others are already in the pipeline, and every day sees a new requirement.

In spite of the digital revolution we must not forget the more conventional forms of mobile communications — forms which will undoubtedly remain in use for a long time, particularly in the simple system and in many of the overseas areas where sophistication is not necessarily needed at present. Here single sideband at frequencies up to at least 500 MHz could well provide all the channels needed until the end of the present century even in areas of international congestion — where, for economic reasons, several countries merge into a single overall area. It should also be emphasised that s.s.b. can also carry the simpler forms of data on equal terms with the more conventional a.m. and f.m. systems.

Portables will tend to become the more normal form of unit, although generally adaptable also for mobile use. Here again the use of data may modify the portable as we see it. For example, display methods may be incorporated to minimize standard speech messages. Key pads to send alpha-numeric messages will be of greater convenience than speech, in many cases, for example, in crowded environments where privacy is required. Similarly key pads will be used for routing the call.

The low efficiency of the portable antenna is another area for further development. However, it could well be that, rather than improving the ranges possible with portables, cell type systems will predominate and most fixed networks will consist of many low power stations closely spaced. Typically, if operation into the telephone is envisaged, the existing telephone call box could be used to locate individual fixed stations, the present physical spacing being close enough to permit very low power to be used. available power and easy connection into the telephone system favours such an approach.

All these innovations will inevitably increase the complexity of the portable, requiring more compact packaging if only to maintain the same size. Work must be undertaken on battery design if sizes are to remain as at present or preferably reduced in volume, while the extra consumption of the ancillary equipments means that increased battery efficiency is a 'must'.

With the ever increasing use of integrated circuits it is not impossible that the design of much of the radio circuitry will move from largely discrete components to both hybrid and monolithic i.c.s. With this approach the basic radio equipment will tend to become stereotyped in design and specification, with only the overall packaging being different. The ancillaries, which will be determined by the system, will then be the part of the package which will highlight the individual units.

It is for these reasons that, although there is a desire to harmonize specifications in as many aspects as possible future advances may be inhibited by too great a degree of commonality as integration becomes more involved. The use of common designs, however, show up some advantages. Already we are at the point where 'throw-away' modules are often more economical if and when a fault develops. This practice could even extend to the complete unit, especially where the simpler type is in use. Even now for example, it is cheaper to buy another medium wave pocket broadcast radio than to repair it. It is only a short step to the more complicated mobile/portable transmitter/receiver unit.

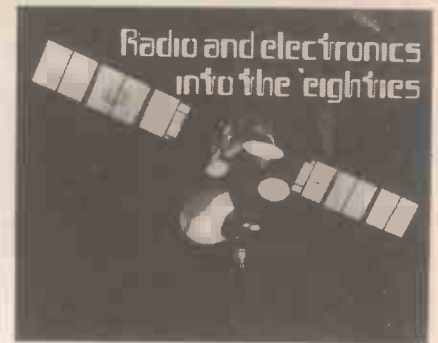
In the realm of power supplies, one hopes that there will soon be some breakthrough in the overall efficiency of batteries relative to size. Ultimately the size of portable units — in spite of increasing electronic complexity — must be reduced to a point where they can be 'worn' in an inconspicuous manner by the average person. Nevertheless, very small units are not really practicable at this moment for a number of technical and functional reasons.

Possibly a packet of 'king' size cigarettes is about optimum, although the present day 'credit card' calculator seems to be popular, and this format could well be considered in future personal radio designs. The 'king' size package has already been achieved in many types of pager, but of course the battery requirement here is quite different as there is no heavy transmitter drain.

Methods of charging batteries, whether the batteries are small in size and number, or are the larger types feeding a fixed station, are important aspects requiring further attention. In many parts of the world solar energy is the obvious immediate answer for powers up to a maximum of 500 watts. If efficiency could be improved, many other types of station could benefit, quite often saving expendable fuel.

In suitable areas the wind is already utilized as a source of electrical power and work on optimizing the energy conversion has produced good results. The energy in water movement, whether wave motion, tidal changes or just flow, also offer large scope for investigation.

Without any doubt, the future of mobile radio looks exciting. We must however, keep a firm grip on future developments to ensure that they do not fall into 'nice to have' category, but perform a real service to the world. Improved communication, saving of energy and all the other advantages likely to accompany the microchip era will undoubtedly gain momentum as we move through the years towards the next century. It is up to the engineer to ensure that the steps taken follow an ordered path. □



cies have to be shared by programme services which really require channels to themselves.

Turning to television, the main areas of development in the past decade can be categorised as improvements in transmitted quality; extension of programme services; and improved facilities for programme makers. Improvement of picture quality is, of course, a continuing process as each generation of equipment succeeds the last, but one very obvious advance has been the spread of colour into the majority of all programmes with steady development in clarity, fidelity and consistency of colour picture generation and reproduction. Two other examples of technical quality improvement are worthy of mention: the introduction of almost distortion-free digital standard converters has brought significant quality improvements in the international exchange field; and the video noise reducer, a recent digital development, offers considerable benefits for programme material in general.

Programme services have been actively extended in the 'seventies. Notable developments have been the extension of u.h.f. transmitter coverage; the introduction of the teletext information services, Ceefax and Oracle; increasing use of satellites for international exchange; computer-based subtitling services for the deaf and for foreign films; the simultaneous transmission (on radio) of stereo sound with selected television music programmes; and, in the home, the availability of video cassette recorders for catching programmes which would otherwise be missed.

Improved facilities for programme makers should, and do, result in a wider range of better programmes for the viewer. The decade has seen much progress, including improved videotape recorders with sophisticated editing systems; instant replay and slow motion facilities; really portable cameras and video recorders for electronic news gathering; full-facilities outside broadcast cameras requiring only a single coaxial cable; zoom lenses of increased range and aperture; digital timing correctors and synchronisers for automatic signal timing; and digital picture stores for special effects and graphics work.

What, then, is the *zeitgeist* which has characterised the 'seventies? I suggest it is the realisation that with

Broadcasting

by D. P. Leggatt B.Sc., F.I.E.E.

Engineering Information Department, BBC

One of the most striking features of the last decade has been the public appetite for high-quality audio. The 'hi-fi' was becoming a must in any modern household in the early 'seventies and by the end of the decade this had developed into the 'stereo.' While this movement has been led by the gramophone record, it represents a gratifying conversion to the gospel preached by the broadcasters since the introduction of v.h.f./f.m. broadcasting in the 'fifties, with the addition of stereo in the 'sixties. Public acceptance was slow to develop but at last there is wide appreciation of high-quality reproduction. Much recent development in radio broadcasting has been spurred by this public expectation: in the studios, stereo origination is becoming standard; on the distribution networks, high-quality digital p.c.m. systems are spreading stereo broadcast-

ing throughout the country; the v.h.f. transmitter network is being extended; and experimental transmissions of quadraphony or surround-sound systems have been mounted. Although the majority of the radio audience still uses medium and long waves, the congestion and limited quality of reception on these bands has added further impetus to the swing towards v.h.f.

Another reflection of the healthy activity of radio in the last ten years has been the development of local and regional radio services. BBC Local Radio started in the late 'sixties, followed by Independent Local Radio in the early 'seventies. These did not bring new technical problems, but they did increase pressure on available frequency channels: indeed, we have now reached the point where the v.h.f. Band II is badly congested and frequen-



transistors, large-scale integration and computer techniques, technical solutions can be devised for most problems. Increasingly, as time goes on, it will be economic, political and social factors which determine the course and pace of development. The questions for the future will more often be "how much do we want and what can we afford?" rather than "is it technically feasible?"

The next ten years

You want '100 Best Tunes' in the kitchen, so you pull out the telescopic aerial in your v.h.f. portable. For good results you need the aerial horizontal and angled for best reception; and in doing so you sweep three cups onto the floor! Then you find Radio 1 is taking its turn on the v.h.f. channel so you switch to medium wave. You find three or four stations transmitting serious music, so which is Radio 2? Eventually you hear Alan Keith's voice, but with an excitable Frenchman in the background plus crackles from your neighbour's electric drill. So there's nothing for it but down to the pub again!

This points the way to some main tasks for the 'eighties. We need more radio channels, signals which can be more easily received, and something to help us find the programme we want.

It is to be expected, following the World Administrative Radio Conference in Geneva, that more broadcasting channels will become available in the v.h.f. Band II. This will enable us to re-engineer the existing v.h.f. transmitting networks to avoid the necessity for sharing between BBC Radio 1 and Radio 2; to reduce the need for displacement of some Radio 3 and Radio 4 programmes by educational material; to cater for significant extensions of local radio services, ILR and BBC; and to increase the number and power of transmitters so that adequate signal strengths for reception on portables and in cars become available throughout most parts of the country. Further ex-

Experimental BBC radio receiver allows programmes to be selected digitally by a sensing pen drawn across bar codes printed in the Radio Times.

IBA's transportable 14GHz up-link to OTS satellite used for ITN broadcast from Wembley conference centre.



tension of the p.c.m. signal distribution system will be a necessary ancillary to this transmitter development.

Towards the end of the 'eighties we may see the start of some direct transmission and reception of sound programmes in digital form. Although this may become the norm in the long-term future, current investment in conventional analogue systems is such that change to digital methods is not likely to be rapid.

Choosing a programme from the published schedules, selecting the right channel at the right time and tuning the receiver for optimum reception are becoming increasingly difficult for the average listener. Ideas are now developing for radio transmissions to carry coded identification signals inaudible to the listener but detectable by a suitable

receiver. Given such codes, a receiver could be pre-programmed at the listener's choice to search for any desired programme — or type of programmes such as news, light music — and switch on at the appropriate time without the need for any manipulation or control by the listener. Such coded signals could also be used for automatic control of cassette recorders and to carry time information for electronic clocks.

New radio services we can expect in the 'eighties may include whatever form of surround-sound is finally agreed; and a dedicated channel of motoring information such as the BBC's Carfax development.

At the programme origination end, digital sound recorders will fairly soon be with us and will offer quality good enough for multi-generation work with little need for the careful alignment and maintenance which analogue recorders demand. Digital sound mixing desks will also appear, together with computer control of complex mixdowns from multitrack recordings which is already a facility in some recording studios and television sound dubbing areas.

Television. Although the solution to many technical problems can be foreseen, there are in television one or two areas where we need to tell our inventors "go away and make a breakthrough!"

The limited sensitivity of colour cameras is a case in point. Existing sensors are already approaching the region where photon noise — arising from the quantum nature of light — becomes the limiting factor. No new sensor, however revolutionary, can cross this fundamental barrier nor can we foresee optical devices of manageable size which would gather in many more of the limited number photons emitted by an ill-lit scene. The apparently much greater sensitivity of the human eye/brain combination is achieved by physical and subjective integration processes and it is down this road that useful investigation may proceed: the current development of integrating noise reduction equipment perhaps points the way.

In another area, colour camera sensors and receiver display devices employ rather cumbersome three-colour superimposition techniques with attendant disadvantages in terms of size, complexity and cost. A single colour pick-up device is wanted with outputs directly related to hue and luminance and no need for optical colour separation filtering; correspondingly a large area, flat display device is needed, responding to hue and luminance signals rather than relying on superimposition of three separate colour images. We must hope that the 'eighties will see a breakthrough in this area also.

Turning to more foreseeable developments, work will continue through

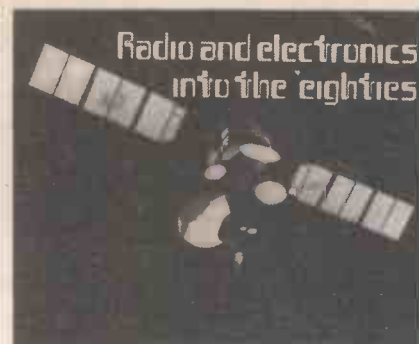



Prototype Carfax receiver module. ▲



Teletext hard copy printer. ▲

2Mbit television field store based on c.c.d. devices, as used in digital standards converter and digital noise reducer. ▼



the decade to extend relay station coverage to yet smaller population groups in the UK, with community aerials and local wired distribution systems playing an important part. The fourth television channel will be with us and there may be increasing pressure for local television services. More channels will be needed and the u.h.f. bands may be extended to accommodate this: 405-line services on v.h.f. Bands I and III will be closed down and Band III at least is likely to be re-developed for extended, or new, television networks. Band I is not ideal for television and could be used for mobile services displaced from Band II and perhaps for the start of direct digital radio broadcasts. Television broadcasting via satellites — for direct reception at home or with local distribution from a number of ground stations — is being actively planned for some European countries, but seems less needed in the UK where conventional transmitter coverage is fairly comprehensive.

An alternative source of television programmes is the video cassette recorder. Already well launched in the 'seventies, its use for replay of pre-recorded material will become a significant factor in programme distribution in the 'eighties.

In the studios, programme makers will be looking for increased flexibility and reliability. These qualities are offered by digital techniques, by which signals may be stored, manipulated and passed between areas with little degradation or need for manual intervention. Already we have digital systems for special effects and graphics, standards conversion, noise reduction, source synchronisation, sound distribution, teletext services and numerous routing control functions. We can soon expect to see digital video recorders and editing systems, digital vision mixers and digital camera processing chains. Digital PAL coding will reduce very significantly the cross-colour effect which is perhaps the most obvious shortcoming of present-day colour television. For outside broadcasts we can look forward to compact cameras using highly integrated digital circuitry (and a single colour sensor?) with digital transmission via transportable satellite links into the network control centre.

The islands of digital operation now appearing in the chain will steadily be

merged during the 'eighties. Once a signal has been converted to digital form there are many good reasons for keeping it that way until final conversion at the transmitter to the PAL coded analogue signal required by the domestic receiver.

For international exchange we shall find signals distributed in digital form, very possibly as luminance plus colour difference components; final coding into PAL, SECAM, etc. will be left to the individual customer countries. Accompanying sound will be digitally multiplexed with the vision signal, several sound channels being available for multilingual requirements. All this will require comprehensive national and international standardisation of digital coding methods, and much work in the 'eighties will be devoted to negotiation and argument on this front.

Teletext and similar services can clearly be expected to advance rapidly in the next ten years. The scope of the information provided can increase almost indefinitely, reasonably short access times being maintained by allocating an entire television channel to this purpose and by provision of further storage and processing in receivers.

High-resolution graphics, still and animated pictures of full television quality, and increasing sophisticated subtitling services will become available. Teletext, the transmission via teletext of computer programmes, will greatly extend the variety of tv games and will provide the non-specialised computer services which increasingly we shall make use of in our domestic lives. Hard-copy printers will become available to give us permanent records of any desired teletext information and (though not perhaps in the 'eighties) this may become the medium by which we receive our copy of *Wireless World*.

As we move towards the 'nineties, we may see the first optical fibre data circuits run into private homes. In the longer term all radio, television, information and communication services will come to us 'on the fibre,' radiated transmissions being reserved for mobile applications where wireless communication is essential. Once we have our domestic wide-band circuits and high-quality large screen displays, the way will be clear for 'hi-fi' television on new standards. But it will not be in the 'eighties that we shall be closing down the 625-line services. □

electrical engineer could point to the benefits of quad, the same engineer forgot that the user didn't have four ears or, perhaps more to the point, his girl friend, mistress or wife was not prepared to accept four separate loudspeakers in the living room.

There was also a more fundamental point; the competing quadrasonic systems each required their own pre-recorded software and because more time and effort was spent on selling the advantages of one system against the others, confusion reigned. For the future, it is important that product development is based on agreed international and common standards, but let's look at specific pocket areas and how they developed in the 'seventies.

★ ★ ★

With tv receivers now in 97% of UK homes (70% colour) it's right and proper to consider television first. In the early 'seventies, the transition was being made from hybrid chassis with a mixture of valves and transistors to all solid-state. With moves in this direction, styling improvements were made possible to reduce the overall size of the average television cabinet and chassis engineering moved towards modular construction.

Ultrasonic remote controls made their appearance, and were quickly accepted only to be gradually replaced by quicker-acting infra-red control systems. Whilst ultrasonic controls were more than adequate for the typical viewer of the late 'seventies who wanted to send simple commands to his receiver, the introduction of infra-red microprocessor-controlled systems is particularly relevant to the customer requirements of the 'eighties when

Consumer electronics

by St John C. Jackson, Thorn Consumer Electronics Ltd.

The last decade has been one of rapid development in the different design areas of consumer electronics products making use of advances in electrical component availability and electrical engineering to entertain or make life easier for the majority of people, whose interest lies mainly in what such products will do rather than how they work.

There is perhaps one feature which, on looking back, makes consumer electronic products unique when compared with any other manufactured product. It is the fact that, despite the very real improvements and the ravages of inflation at the end of the 'seventies, on a like-for-like basis, products were cheaper at the end of the decade than they were at the start — in many cases in cash terms but without doubt in real money terms. A comparison of consumer electronics products shows that a 12in mains/battery monochrome portable tv cost around £55 (or 2 weeks average earnings) in 1970 and nowadays even with v.a.t. at 15%, the same two weeks' average earnings will almost buy a 14in portable colour tv. Similarly, the first electronic calculators retailed at over £200 — now for less than £10, a pocket calculator is commonplace and includes all or more of the functions of the earlier £200 machine. But the

'seventies also had their casualties — remember the 8-track cartridge, remember quadrasonic sound, remember Elcaset? Just to dwell on quadrasonic sound for a moment, possibly for the first time, technological advance overtook the ability of the market place to accept it. Whilst the

Music centre with digital frequency tuning (Ferguson 3951)



Teletext and Prestel are likely to be in widespread use.

However, both of these great British developments with their data display capabilities are still in their infancy and the lack of average consumer awareness about their existence and what the services offer is an indication that it is not enough for the engineers to apply their minds and develop such powerful means of communication. Marketing people must do more to promote their benefits.

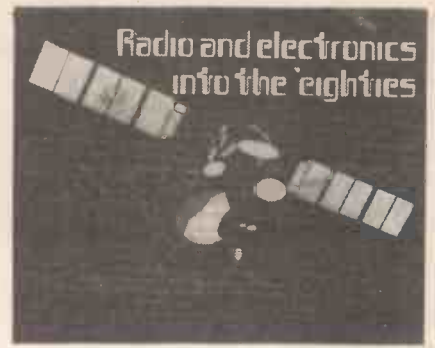
Probably the product area of the 'seventies which will have the greatest impact in the 'eighties is domestic video, both cassette recorder and disc. The late 'seventies saw the introduction of domestic video cassette recorders not much larger than conventional audio cassette recorders and almost as easy to install and use. The early recorders (of any format) relied heavily on mechanical control functions but already we are beginning to see mechanical operations replaced by electronics and especially microprocessor controls, but more of this later. The audio scene saw one overriding development — the growth in importance of the conventional audio cassette, aided by the world-wide acceptance of a common standard. Ten years ago, the available cassette hardware and software was still regarded as something of a novelty and not a serious contender to the established position of the quality record player and audio disc or open reel recorder. Developments such as noise reduction systems, improved drive systems and record/replay heads, software developments improving overall performance standards (with first of all CrO₂ tape and more recently the introduction of metallic tapes) have elevated the performance of cassette equipment and

cassettes of ten years ago to a replay medium generally accepted even in serious hi-fi circles. Certainly the public have also accepted the cassette. At the close of the 'seventies, UK homes owned more cassette playing equipment than disc playing.

The development of low price, good quality cassette mechanisms made the music centre a practical proposition and without doubt this particular item was the audio home entertainment product of the 'seventies. The audio cassette is also the common denominator amongst those other products that during the period had greatest appeal for the public. Cassette and radio cassette recorders now sell at an annual rate of more than 2-million units per annum in the UK. The biggest growth area in the late 'seventies was quality stereo radio cassettes with automatic programming facilities and even Dolby Noise Reduction.

Cassette-based products have been so successful because they have two overwhelming advantages over their disc counterparts; the cassette can be re-recorded and the machine is easily portable, satisfying today's demand for music on the move. In-car entertainment products have also adapted to the higher ownership levels of home based cassette equipment so that today it is possible to have better quality audio sound in a car than was possible in most homes ten years ago.

But enough of the past; it seems that the 'eighties will see most of the colour televisions acquired during the 'seventies replaced by receivers which, on the outside, may look similar (apart from the reduced number of function controls) but on the inside will bear very little likeness. The modular chassis of the 'seventies will increasingly be replaced by single board chassis de-





signed to optimize the availability of large scale integrated circuits (l.s.i.) and the application of microprocessors, remote control teletext and viewdata displays. The introduction of single board chassis will revolutionise not only product reliability but also the approach to servicing so that the service department of the 'eighties will look vastly different to that of the 'seventies. Today's cathode ray tube technology means that the television viewers of tomorrow will see demonstrably better pictures and data displays than have been seen to date.

Increasingly, tv receiver design will have to accommodate the requirements of home computers, video games etc. which are rapidly changing the nature of television from a passive piece of equipment capable of only showing programme material being broadcast by the BBC or IBA to a two-way, interactive display medium at the centre of a communications network. By the mid 'eighties, satellite broadcasting could become a reality, allowing the viewer a much wider choice of programme material. It is also reasonable to predict that voice-activated controls will begin to make their appearance, freeing the

Ferguson TX9 single circuit board colour tv chassis ▶

Personal computer by ITT is contained in the keyboard unit with floppy disc drive on left. Memory is up to 48K bytes of r.a.m. and 8K bytes of r.o.m. holding BASIC and a system monitor. ▼





◀ Ferguson's forward-looking flat screen (with other station monitors) receiver, called "Total Television." Although this is just a dummy, most of its component parts are available as production items or on the development horizon.

ITT TXV 16 viewdata terminal. The lower section contains an isolated power supply and the viewdata equipment while the upper section can function as either the viewdata display or as a "straight" 16in black and white tv receiver. ▼



viewer from the arduous task of having to press the control buttons of a hand-held remote unit!

But, as previously mentioned, the 'eighties will more than anything else be the decade of the widespread introduction of domestic video products. The VHS (Video Home System) format has quickly established itself as the best-selling video system in the world in all the major developed markets – the UK, Europe, USA and Japan – but despite this, other video formats are likely to be around for many years to come. The conventional format of the early video recorders is likely to change with the accent being on the portability of a recorder unit linked to a separate programmable tv tuner/timer which could be indispensable when satellite broadcasting is a reality. Indeed the situation could well arise that despite the increased leisure time available, video owners will be so busy recording programmes they will never have the time to replay them!

Already the introduction of the vidicon tube has made low-cost, good quality colour video cameras a reality. No one can doubt that the already high performance standards of today's products will be improved, real money prices will fall and the cameras themselves will weigh less and diminish in size. No wonder that with the arrival of electronic photography manufacturers around the world are getting out of the

conventional cine 8 camera business as quickly as possible – they have seen the writing on the wall.

It is forecast that the ownership of domestic video cassette recorders will parallel the early growth of colour tv in the UK. By 1984 at least 7% of UK homes are expected to have acquired one. They will be used mainly for time-shift recording and the replay of home-made video movies at around £5 per hour, compared with £100 per hour plus for cine, the difference adding greatly to consumer appeal. The additional appeal of pre-recorded video cassette software will pale into insignificance when video disc players with their lost cost software become a reality. One thing is certain; the incompatibility of the various video disc standards that are likely to appear will be a much more serious factor than with the present ones surrounding video cassette recorders. The availability of disc software will be a critical factor on three counts:

- a. without the appropriate software the disc player itself is useless.
- b. questions related to the low cost production of video discs still have to be resolved.
- c. material for reproduction on video disc is likely to be surrounded by a minefield of copyright issues which have still to be resolved.

However, the video disc player is likely to lead to the further demise of

the conventional audio record player because despite the name "video disc," all video disc players give the capability of very much improved audio-only replay, making possible a signal-to-noise ratio in excess of 90dB through the use of p.c.m. recording techniques. So looking ahead, any audio disc system that does not include a video replay mode is likely to find the going a bit tough.

So far no reference has been made to monochrome television receivers which, as the years pass, are likely to become increasingly less attractive as potential purchasers accept colour tv viewing as the norm. On the other hand it is not unreasonable to suggest that the youth of tomorrow will look at television in the same way that today they look at radio and the cassette. That is, they will want to take it with them wherever they go. Therefore (and with continuing miniaturization) today's combination tv products either with radio, or radio and cassette, are likely to become more and more popular. Audio products either mains-only, portable or "in-car" will become increasingly cassette-based as the youngsters of today become the purchasers of tomorrow. This is a generation to whom the cassette is not something new and the majority look upon their parents collection of 78, 33 $\frac{1}{2}$ and 45 r.p.m. discs with the same degree of interest that Arthur Negus looks at 17th century

antiques. Further improvements in cassette hardware and software, because of the introduction of p.c.m. recording techniques, will be readily accommodated on the conventional audio cassette format.

In looking at the 'seventies, little was mentioned about radio, not deliberately, but because with the expansion of f.m. stereo broadcasting that has already taken place, no great changes are anticipated. Certainly, in looking ahead it is expected that pre-set tuning facilities will appear in all but the most basic of radio products. Synthesized tuning systems will undoubtedly make their way down the market into more basic products and digital tuning frequency displays will become standard.

To many people, the radio is still a very important vehicle for keeping in touch with the outside world and with broadcasting putting the emphasis on news and general current affairs, the radio will increasingly take the place of more conventional sources of information, for example, newspapers. News is of great value in the car, and travel information systems, such as the BBC's pilot testing of Carfax, will be a practical expression of advances in electronics applied to real consumer applications, particularly as such systems can lead to real time and energy savings. Citizens' band radio has received enough recent publicity and (regardless of its merits or drawbacks) at the end of the day the outcome will be decided by politicians and civil servants rather than engineers, marketers or even public demand.

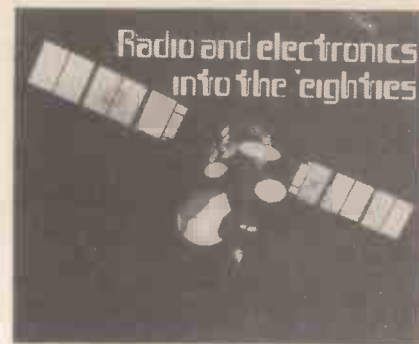
Home video computers and programmable video games will be areas of dramatic growth in the 'eighties but initially confusion about base technologies could prove a deterrent factor. Certainly one of the best money-making opportunities in the 'eighties will be in providing the software programming facilities in support of the expanding range of hardware in these two product areas.

So where does this quick review lead us? Very simply, to many new and exciting product areas capable of providing new business opportunities and the ability to keep a continuous flow of new products available to customers to help and entertain them. Not all of these new products will be instantly accepted and one major problem will be in the retail store where the salesman will have to assimilate a lot of new technology if his or her traditional role is to continue.

The degree of product knowledge needed to demonstrate and sell a home computer calls for a different person to the one currently selling a mains/battery cassette recorder. Service engineers too, are going to come across a lot of advanced new technology in the products they will be looking at on a day-to-day basis.

Beyond the 'eighties?

Quite recently Ferguson had an experimental look at the home entertainment centre of the early 1990s. The result was a concept called "Total Television" which included in a domestic console unit, a VHS electronic cassette recorder, floppy disc machine, electronic audio cassette, Prestel/home computer keyboard and videophone with remote control of all viewing functions. The conventional c.r.t. was replaced by a wall-mounted flat screen including four monitor screens to take account of the multiple screen viewing that might be a requirement of the future. A dream? Well apart from the sorting out of problems related to the flat screen the other features of the unit



are either with us today or at least a large scale manufacturing possibility.

Only time will tell how close to reality the ideas of the late 'seventies will be at the end of the 'eighties. □

Radio navigation and radar

by D. W. G. Byatt, B.Sc., F.Inst.P., F.I.E.E., GEC Marconi Electronics

The fields of radio navigation and radar cover a broad range of constantly changing techniques, and are influenced by advances in computers and military systems.

With both these topics, we are interested either in where we are, or where someone else is. The system may rely on transmitting or receiving signals at a known location or vehicle in question (ship or aircraft). Almost every permutation and combination of these alternatives has been investigated over the past fifty years or so.

In moving a vessel from A to B some basic form of dead reckoning and position plotting should be maintained and in ships in particular, traditional methods using the sextant, chronometer and compass are fundamental to good navigation. In the air, long-haul aircraft frequently rely on inertial navigation, again based upon the gyro, and indeed ships also use this type of navigational aid. However, we are here primarily concerned with radio aids and radar, and in very many ships, in aircraft and at airfields, the ubiquitous direction finder (d.f.) is used, and is sometimes the only form of aid. In fact, both radar and radio navigation can trace their ancestry back to the simple d.f.

The adoption of new equipment in civil aircraft and ships is inevitably limited by financial constraints; every piece of new hardware proposed for a ship or aircraft must be justified in terms of cost effectiveness. This means that adequate, well-proven techniques and systems tend to have a very long operational life. Nevertheless, if rapid, accurate position-fixing can shorten journeys and minimize delays, then in a period of increasing fuel costs, new

equipment capable of providing this must become more readily acceptable.

Safety at sea and in the air is, of course, vitally important. At sea, minimum safety requirements are recommended by the International Maritime Consultative Organization (IMCO) primarily for vessels above 300 tons, although the country in which the ship is registered legislates for this – in the UK, it is the responsibility of the Department of Trade. In the air, the equivalent authority is the International Civil Aviation Organization (ICAO).

Direction finding

Before dealing with some of the more recent developments in navigation aids, the current state of d.f. is worth examining. There are three major areas of common commercial usage, air-to-ground, ship-to-shore and ground-to-air. There are other military applications, but for general navigation the major advances have been in improving the equipment. A typical marine automatic direction finder, in common use, covers the m.f. beacons in the band 250-550 kHz and also operates on the international distress frequency of 2182 kHz. This equipment is as simple to use as a domestic receiver, gives automatic ambiguity resolution, the bearing of the station being read directly from a compass-type scale, typically to within $\pm 1^\circ$. Because of the relatively short range of reliable bearings, ship navigation by d.f. is mainly confined to coastal waters; in the consumer field, many thousands of simple direction finders are in use in modest sailing boats and motor cruisers. The situation with airborne d.f. is similar to that for ships: most aircraft carry one and the accent is

on automatic operation. The frequency band is typically 190 to 1800 kHz. The size of the antenna loops have been reduced and contained in stream-lined bumps to reduce air drag. In many parts of the world a.d.f. is still the primary source of navigation information, which in areas with good reception can provide a bearing of $\pm 1^\circ$.

Ground-based direction finders require only the minimum of a communication set in the aircraft to provide a position line, so that if all else fails, navigation assistance can still be provided. These direction finders mostly operate on v.h.f./u.h.f. and in order to minimize the bearing errors from all causes, antenna arrays are multi-element, frequently wide aperture and automatic in operation, with direct-reading bearing presentation. Most locations can provide $\pm 1^\circ$ accuracy on signals of reasonable strength.

A short-range navigational aid closely allied to d.f. is the v.h.f. omnirange (VOR) which, when associated with a distance-measuring equipment (DME), gives aircraft a precise location. The range limitations caused by operating at v.h.f./u.h.f. (108-118 MHz for VOR and 960-1215 MHz for DME) make this system unattractive for ships.

Hyperbolic systems

Measuring distances from known ground radio stations is a well established navigational aid. Hyperbolic systems are so called because the position lines they provide from such measurements are hyperbolic curves. Referring to Fig. 2, if T_1 , a transmitting station, emits a short pulse, and transmitter T_2 simultaneously emits a second pulse, then any receiver on line A-B will receive these pulses together. Positions at which one pulse is delayed by a given time with respect to the other lie on one of the hyperbolae. The association of a third transmitter would provide two position lines and therefore a fix.

One of the best known pulse systems is Loran 'C' which operates on a frequency of about 2 MHz and covers large areas of the Pacific, Atlantic and Europe. During the last war, a similar British system known as GEE operated at v.h.f. With a good ground-wave pulse, position accuracies of better than one mile in 100 miles are possible but, as with many long-range navigational aids, ionospheric sky-wave propagation can produce errors an order of magnitude larger, and considerable skill is needed to interpret results in adverse conditions. The Decca system, operating at around 100 kHz, also became established during the second world war. This uses c.w. signals and phase measurement to provide position lines and fixes. Very many ships and aircraft carry Decca, which has been considerably refined over the years to overcome propagation and ambiguity problems, so that automatic plotting on route maps is now generally in use,

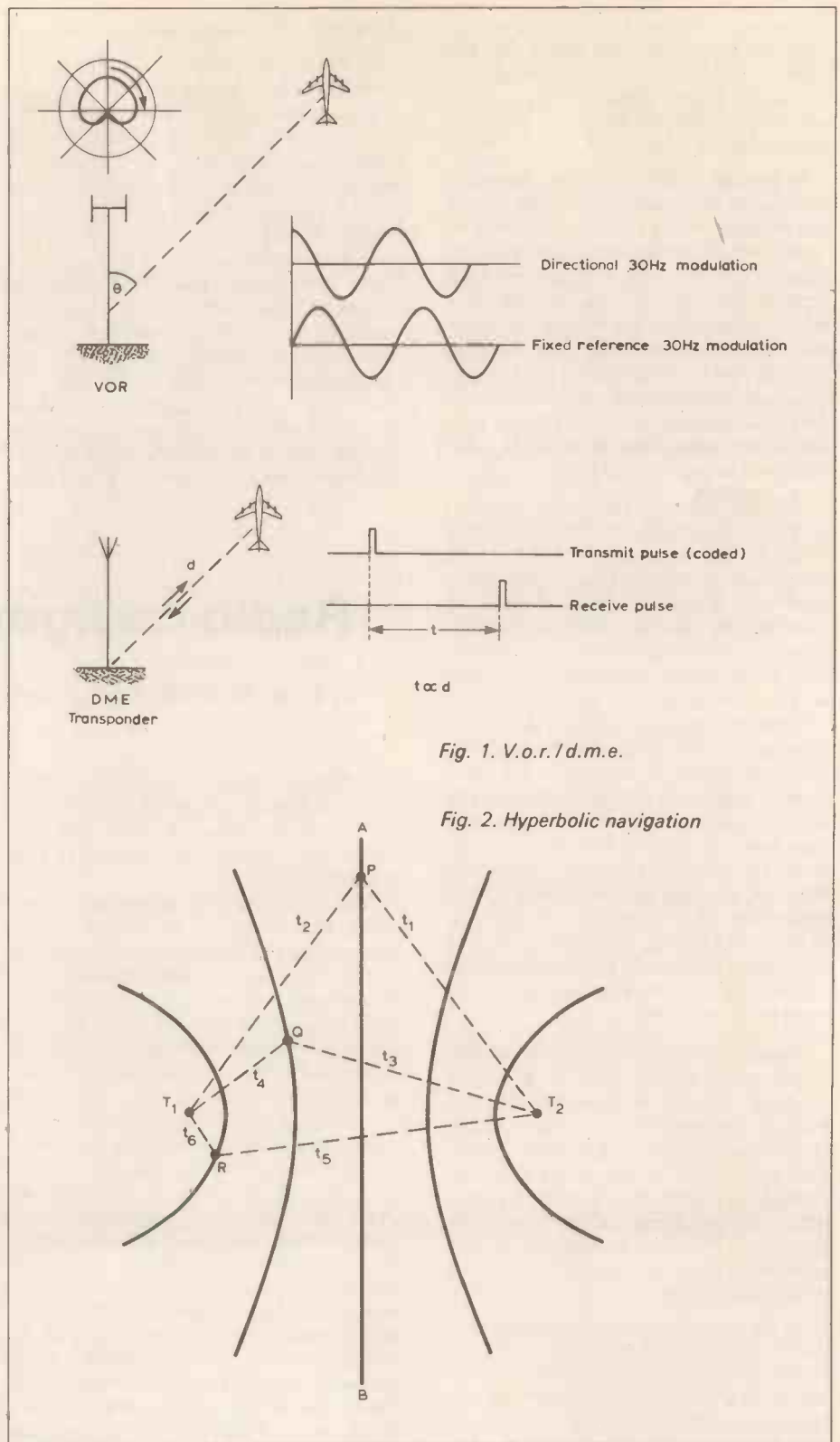


Fig. 1. V.o.r./d.m.e.

Fig. 2. Hyperbolic navigation

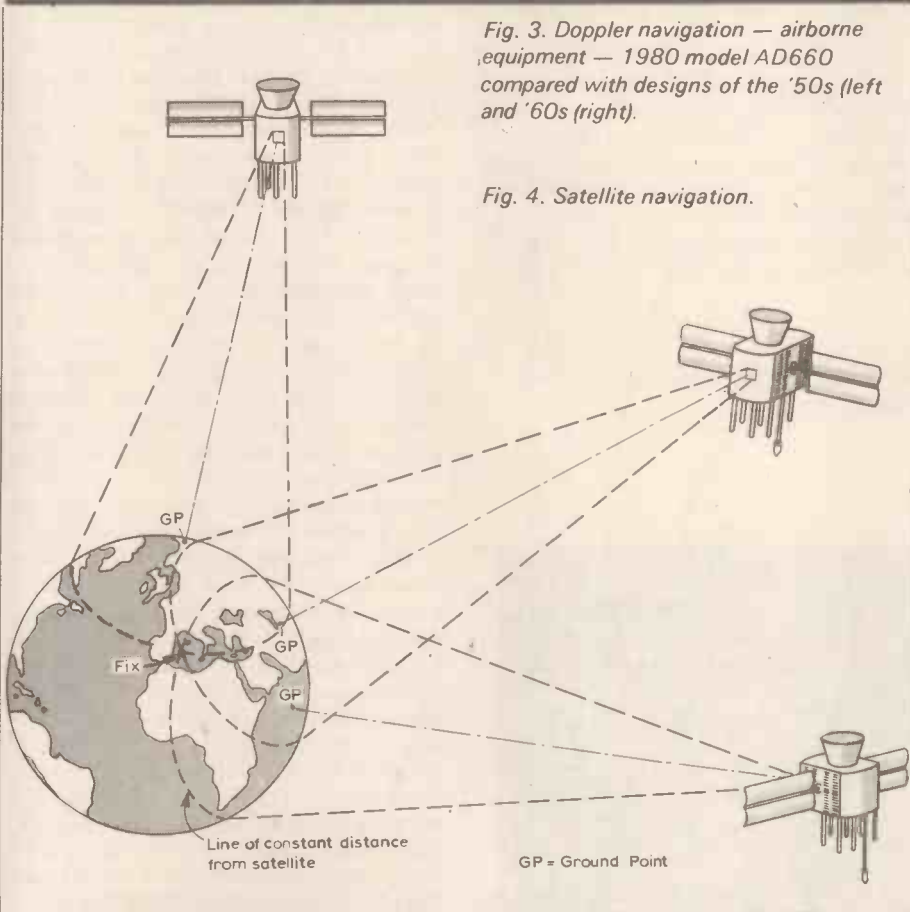
giving accuracies of fractions of a mile. A system of increasing importance, which is designed to minimize range and propagation problems, is Omega. This operates on very low frequencies (v.l.f.)—typically 10-14 kHz—with inter-station baselines of around 5,000 miles. The very low frequency provides long range, stable and predictable propagation characteristics and the large separation between stations means that position lines are almost parallel over very large areas. Omega is a c.w. phase-comparison system and is virtually the only radio navigation system

that can be used by completely submerged submarines.

A typical marine Omega receiver incorporates four channels for continuous monitoring of four transmitters, each channel measuring the phase of the signal relative to an internal high stability reference oscillator. Phase difference can be measured to one-hundredth of a cycle, defined as centilanes. In use, the receiver is run continuously from leaving port, automatically logging the lanes. It takes about half an hour to cross one lane, and modern equipment provides direct



Fig. 3. Doppler navigation — airborne equipment — 1980 model AD660 compared with designs of the '50s (left) and '60s (right).



read-out of position. World cover is achieved with eight Omega stations.

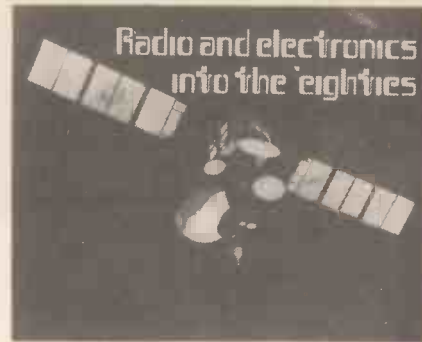
For aircraft use, initial problems arose with antenna design for such low frequencies: a further difficulty was the high speed of lane crossing. However, advances over the last few years have led to an increase in the use of Omega for aircraft, current equipments providing automatic operation with 95 per cent errors less than 3 nautical miles.

Terrain-reference navigation

The Doppler navigator provides an aircraft with means for measuring the

frequency shift of a radio signal reflected from the ground. With no drift and for a radio beam transmitted at a forward angle θ to the aircraft horizontal axis, the Doppler frequency shift = $(2V/\lambda) \cos \theta$ Hz. Thus, the Doppler shift can provide an accurate measure of the aircraft ground speed, V .

If two beams are radiated downwards at an angle to the forward direction then it is possible to measure the sideways motion or drift of the aircraft. Note that the Doppler shift is also proportional to the cosine of the vertical angle of the beam, hence antenna sys-



tems must be horizontally stabilized or a further pair of beams arranged to point aft to provide a differential signal, independent of attitude.

The Doppler itself gives ground speed and drift angle: to determine location, accurate heading information must be provided to the navigation computer. Most Doppler systems operate at microwave frequencies around X-Band (3 cm) and are sufficiently refined to drive an automatic map reader, or feed an integrated navigation system. Overall accuracies of one or two per cent of distance flown can be expected.

Sonar Doppler operating on similar principles is increasingly used by larger ships, and mariners also use depth sounding to augment their position fixing, particularly near harbour.

Airborne radar systems giving very high azimuth resolution and known as synthetic aperture radar (s.a.r.) can be used for navigation by map reading the high quality returns. The high resolution is obtained by simulating the radiation as from a wide aperture antenna by storing and recombining the individual signal elements from a small antenna as the aircraft carrying this small antenna moves along its track.

Similarly, by storing the height of the terrain along or adjacent to your own desired flight path, and comparing actual height from a radio altimeter, positional information may be obtained using correlation techniques.

Satellite navigation

NAVSTAR or Global Positioning System (G.P.S.) is designed to give very accurate position and velocity information anywhere in the world. The full system is intended to include 24 satellites in three orbits, giving visibility of 6 to 11 satellites at 5° or more above the horizon from any location on the earth's surface.

The basic method of position fixing by means of satellites is similar to celestial navigation except that distance, rather than angle provides the basic data. Fig. 4 shows the essential components of NAVSTAR. The height of the satellite is accurately determined, the earth's radius is known and the range is measured by timing radio signals from the satellite. In three dimensions, the range line traces a circle upon the earth's surface giving an observer position line. Two such lines give a location fix, and three are needed

for an aircraft to include its height.

Signals are transmitted on two L-band frequencies, 1227 MHz and 1575 MHz, containing identification and the navigation data for the user to compute his position. This includes information on the status of the satellite, orbit details to enable the user to calculate the position of each satellite at the time of transmission, time corrections and propagation delay corrections.

High accuracy can only be achieved by precise synchronization of the satellite clocks with each other and the user clock error must be known or corrected; each space vehicle carries an atomic frequency standard which is corrected at least daily with a caesium clock at the master control ground station. In terms of accuracy one nanosecond of time error is equivalent to 0.3m range error.

The concept of navigation by satellite is simple. In practice however, for a worldwide system, a number of space vehicles must be maintained in accurate orbit, constantly updated for time and position. The user equipment includes a microwave antenna and receiver, together with a comprehensive navigation computer. Nevertheless, advances in microwave and microprocessor devices have made possible a range of receivers for ships, aircraft and missiles, and even a 10kg manpack, which will locate position to within about 10m. At present, GPS is in the validation phase I — about six satellites are in operation. Phase II is the period of development for military use, primarily in the USA, and this phase will end in 1982. True production of an operational system will

take place between 1984 and 1987. Thus, one can expect that it will be the latter part of the '80s before NAVSTAR can be considered a truly universal worldwide navigational aid.

Radar systems

There is an enormous variety of radar equipments and techniques, ranging from small boat sets, to large ground military complexes.

Radar is frequently used for navigation, especially by ships, but here I would like to discuss a few recent innovations affecting the big system design philosophies.

A simple, basic, airfield-based surveillance radar locates an aircraft by rotating a continuous train of pulses in a transmitted radio beam, narrow in azimuth, and measuring the time of flight of the pulses reflected from the aircraft. The aircraft position is usually displayed on a cathode ray tube or plan position indicator (p.p.i.) in the form of range and bearing from the radar antenna.

There have been considerable developments in radar techniques since the last war to help controllers cope with increased air traffic. Early improvements integrated computers and alpha/numeric labelling systems to automatically track and identify target returns. Extensive signal processing and moving target indication circuitry

(m.t.i.) have overcome many problems of false returns and clutter obscuration.

Perhaps two of the more recent major improvements in ground radar have been the growth of secondary radar for air traffic control and the evolution of the 3-D radar for military use.

In hostile conditions the ability to observe enemy aircraft without their co-operation is obviously useful, but for aircraft which are both co-operating and controlled, the addition of a transponder confers useful advantages.

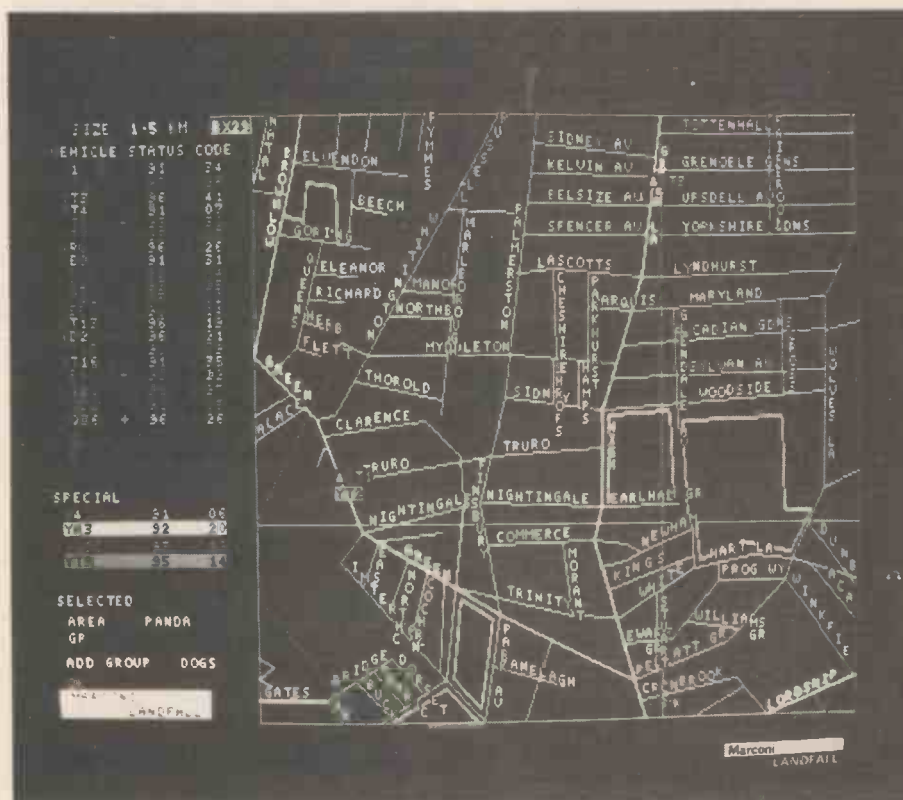
Secondary surveillance radar (s.s.r.) is similar to the military Identification Friend or Foe (i.f.f.) developed during the war to protect friendly aircraft. S.s.r. works by sending a radar pulse from an interrogating transmitter. This pulse is received aboard the aircraft by a transponder and retransmitted on a different frequency as a group of coded pulses, which include aircraft identity and a height reading from the aircraft's altimeter. The equipment is normally mounted on the primary radar and the signals from s.s.r. are either displayed directly on the radar p.p.i. for identification purposes or separately processed in the computer system.

The classic radar with the rotating beam will not provide height information; in fact, the beam shape is designed to cover as much vertical air space as possible. For height information, a separate vertically-scanning radar antenna was employed, usually controlled on demand. Continuing improvements in the design of microwave antennas and component design have enabled a new 3-D radar to be designed. Modern techniques enable such a system to be fully transportable and highly reliable; for example, the transmitter valve operates at 3.3MW to provide a 10,000h expected life. The operating wavelength of this particular system is 23cm, the range accuracy 0.05 nautical miles, azimuth accuracy 0.5 nautical miles in 100 and height accuracy 1,000ft at 100 nautical miles. It has many advanced facilities such as automatic plot extraction and tracking in three dimensions, and for military operation provides a range of electronic counter-countermeasure (e.c.c.m.) facilities including unrestricted frequency agility, random pulse stagger, pulse compression, chaff and clutter suppression and digital Doppler moving-target indication.

The future

The ideal radar gives all-weather, clutter-free operation and as much information as possible about aircraft in the air space of interest. This is true for both ground-based and aircraft systems, and similar criteria apply to ships' radars. The ideal navigation aid gives exact location under all operational conditions, is lightweight and simple to use. For both activities, of course, equipment needs to be highly reliable and cost-effective. The systems described so far represent the current,

Fig. 5. Automatic vehicle location, base station v.d.u.



state of development and undergo continuing refinement towards these objectives.

One must, however, differentiate between military and civil use. Co-operation-dependent systems, such as those based upon satellites or global transmitters, could well be vulnerable in times of national conflict. Probably the self-contained navaid is least open to this sort of criticism if high accuracy at reasonable cost can be sustained.

One can fairly safely predict that semiconductor microcircuit advances will continue to affect radar and radio navigation developments in a very significant manner. Digital processing and storage are already leading to new concepts in system organization and complex error corrections not previously feasible.

Miniaturization of the newer solid-state, microwave power sources and other components leads to new applications. One example is for location and control of road vehicles, increasingly important for large, commercial fleets or public utilities in these times of energy problems and rising fuel costs. The display shown in Fig. 5 is part of the area of a map of London, where the characteristics of each road junction

are stored in a computer in the boot of a car for automatic position fixing.

A further example is in radar developments which are making feasible static antenna arrays where each element of the array is effectively a miniature transmitter/receiver and the beam is electronically rotated or selected. One such system, known as bi-static, can use a separate transmitter as an illuminator, with several spaced receiving systems using multi-beam static arrays. Such a system could provide enhanced protection against noise, interference and signal fluctuation.

The US Air Force hopes to deploy a 600ft diameter radar in earth orbit by 1985, using the space shuttle. This could be used for tracking ships, aircraft, cruise missiles, inter-continental ballistic missiles and even armoured vehicles on the ground.

The author thanks the technical director, GEC-Marconi, for permission to publish this article.

Further Reading

"Navigation Systems" G. E. Beck. Van Nostrand Reinhold 1971. *Journal of Inst. of Navigation* Vol. 25 No. 2 1978. "Radar Handbook" M.I. Skornik, McGraw-Hill. □



gain. Inevitably some customers took free advice from the high price dealer and then bought the recommended product at cut price in a cardboard box from a warehouse dealer. Between these extremes some dealers, both in London's golden mile and elsewhere in the UK where the golden mile image had spread, offered intelligent advice and reasonable service at a low price. Others offered neither service nor advice but at high price.

It was inevitable that the bubble would eventually burst. There comes a time, especially when money is short, when a householder with an adequate sound system will no longer go out once a year and buy a replacement. There comes a time too when the public, working hard for their money, start to resent the need to junk relatively new equipment for the want of a single spare part that proves unobtainable, or at least an expensive nightmare to procure. It is no secret that now, at the end of the decade, the audio trade is in bad trouble. Spare cash now, and there is clearly less of it around, goes toward a video recorder or a second colour tv, not a new stereo amplifier, record turntable or cassette recorder to replace a perfectly adequate system which is still giving faithful service.

The Olympia barometer of hi-fi is not however to be taken as gospel. Although Olympia is no longer the site of an annual audio exhibition in London, other shows flourish. The sad truth is that Olympia now has a bad name in the audio world. Exhibitor firms have suffered once too often from what they euphemistically refer to as "union problems," but which in less euphemistic terms means spending many tens of thousands of pounds to exhibit and finding the stand unfinished on opening day. It's also a barn of a place, in many respects the unideal venue for audio demonstrations. But smaller shows in hotels in and around London have always left some exhibitors or visitors dissatisfied. One year in the mid-seventies there were two rival shows at two Heathrow hotels running in parallel. An autumn 1979 show in London was cancelled at the last minute through lack of trade support. Currently, perhaps rather curiously, the major UK show is the annual exhibition held at Harrogate in Yorkshire. The fact that so many of the trade, press and public are prepared to venture so far

Audio

by Adrian Hope

BACK IN the early winter of 1969 the Olympia Exhibition Hall played host to the International Audio and Photo-Cine fairs. Ten years ago, although burgeoning trade and public interest in sound reproduction had made it impractical to continue the post-war tradition of exhibiting equipment in the Russell, Washington and Waldorf hotels in London, there was still insufficient support to justify an audio-only show at Olympia. It soon changed of course as hi-fi became an essential domestic luxury. Now, ten years later, we have seen the rise to dizzy heights and fall into disfavour of Olympia as a hi-fi exhibition site. Indeed in many respects Olympia has been a barometer of hi-fi trade. After 1969 the Audio and Photo-Cine Fair became the Audio Festival and Fair and then the Home Entertainment Show. It was cancelled at the eleventh hour in 1976 and in 1977 drew only very disappointing crowds. Since then there hasn't been an Olympia audio exhibition.

The face of audio retailing has changed at least as much as the Olympia Exhibition. At the beginning of the 1970s most of the electronic shops in London's Tottenham Court and Charing Cross roads sold electronic

components, along with construction kits and a smattering of ready-built audio equipment. Almost all had one characteristic in common: undisguised impatience with the average customer. It was, I suppose, understandable. There is little profit to be had from testing a valve or advising an amateur constructor on why a resistor has burned out. Soon the names of the shops started to change, for a while almost exclusively to Lasky. Profits increase because the shops started to concentrate on selling hi-fi equipment, to the exclusion of components. By the mid-seventies anyone asking for a fuse, a resistor or a spare part could expect to be treated like a mad leper in all but a very few shops. Gradually the public became reconciled to the idea of buying equipment in a cardboard box from a shop assistant who might just as well have been selling washing powder or potatoes. The main culprit, some observers argued, was the end of resale price maintenance and the consequent declaration of a competitive price war. Shops selling at cut-to-the-bone prices could not hope to offer anything in the way of before and after sales service or advice. Some dealers stuck to higher prices but offered service into the bar-

north into the provinces as to make Harrogate an annual success, while declining to give sufficient support to make a London show viable, is surely the audio phenomenon of the decade.

Another phenomenon of the decade has been the rise, and occasional fall, of so many audio and hi-fi publications. At the beginning of the decade there were just two specialist hi-fi magazines. Both had a fairly staid outlook. Then the first of the breakaway "glossies" appeared followed by a string of several more. After various changes of ownership, a few bankruptcies, and several changes of title and direction the market now appears stable.

One theory is that the current misfortunes of the trade are partly due to the boom in hi-fi journalism. The argument is that enthusiasts, with limited money, are now content to read about new developments and leave buying them to someone else. Whereas magazines like *Playboy* and *Penthouse* work on the assumption that readers are interested mainly in vicarious thrills, the hi-fi industry has so far assumed that a stimulating article on audio will stimulate sales of the product described. As a result they have continued to keep the magazines in business by using them as an advertising vehicle. (It is easy for the lay reader to forget that although reputable magazines try hard to ensure that editorial content is not influenced by advertisers, every magazine relies on advertisements for commercial viability). Although the hi-fi magazine market now seems to have stabilized, with all those publications currently on sale likely to remain so, it is highly unlikely that any new hi-fi magazines will now appear.

Perhaps the most notable overall trend of the last decade has been the massive influx of Japanese electronics equipment, moving towards almost a total market domination in some areas. At the 1969 Audio and Photo-Cine Fair there was just a handful of USA exhibitors, notably ADC, Shure and Koss. From Europe (excluding Britain) there were 15 exhibitors, including Agfa, Arena, B & O, BASF, Dual, Grundig, Luxor, MB, Mikrofonbau, Ortofon and Peerless. From the UK (excluding the BBC, and several magazine and book publishers) there were over 40 companies of which only a very few were importers. Among the British names showing were Brenell, Bush, Colton, Decca, EMI, Ferguson, Ferrograph, Ferranti, Garrard, Hacker, HMV, Leak (then still of Brunel Road, London, W3), Lowther, Lustraphone, Mullard, Dansette, Philips and Sinclair. These were in addition to currently famous names such as Armstrong, B & W, Celestion, Connoisseur, Goldring, Goodmans, KEF and Quad who were all already well established. From Japan, and often with very low profile, came just 14 exhibitors. Of the Japanese firms, Yamaha was showing just loudspeakers

and cabinets but Trio offered a full range of amplifiers and tuners and Toshiba, Sony and Sanyo offered tuners, amplifiers and turntables. Teac offered just tape recorders. It is sobering to compare this list with the catalogue for the 1979 Harrogate Audio Exhibition. For the European electronics industry ten years has been a very long time.

The last decade has seen any number of new developments and offered, often foisted on the buying public. But a few have stood out head and shoulders from the rest either as a result of value which has been subsequently proven or because the passage of time has underlined their lack of consequence. But some ideas of consequence have failed, at least first time round. And some ideas of no consequence have succeeded, at least temporarily.

From a considered and selective recap on the technology seen in the 'seventies, likely trends for the 'eighties become clear.

The 1970s must surely go down in history as the decade in which surround sound didn't happen. In the late 'sixties engineers in the USA started to show interest in improving the reproduction of music in a relatively small domestic room by adding reverberation to simulate the sound of concert hall or large room. Early workers soon recognised that it was not sufficient merely to remove all sound absorbent furnishing and furniture from a small room, with short reverberation paths. An artificial long path reverberation signal had to be generated and reproduced from loudspeakers behind or around the listener. The 'sixties experiments sought to record and reproduce natural hall ambience, rather than simulate it at the reproduction stage.

The then-new breed of multitrack

When broadcasters finally agree a surround format we might get multi-channel surround sound records from the industry again.

studio recorders provided the ideal tool to record ambience along with the main, front, sound stage. An eight-track tape cartridge or four-track tape-recorder provided the ideal medium for selling the resultant multichannel surround sound to the public. The record companies, foreseeing a drastic drop in two-channel stereo disc sales, panicked. At the turn of the decade numerous engineers around the world beavered away to produce a multichannel surround sound disc that would also offer good stereo and mono.

Not to be outdone, the broadcasters addressed themselves to the same problem. At first there was excitement that the apparently impossible had been achieved; a quartet of loudspeakers around the room could be fed with four sets of signals derived from a two-channel stereo source. But as the inevitable trade-offs and compromises became better understood, thinking engineers became disillusioned. So did the public not so much because of the various system deficiencies, but because of the lack of standardisation between so many competitive systems.

With the benefit of hindsight we now know that lack of standardisation on any one system was probably the best thing that ever happened to domestic audio. If any one early 'seventies system had become a world standard we would now be stuck with it — and all its inherent inadequacies. But early in the 1970s surround sound reproduction (or quadraphonics as it became known when four loudspeakers in the four corners of a room became tradition), looked to the marketing men like potential big business. The 1972 Consumer Electronics Show in Chicago saw private discontent flare into public squabbles. While the manufacturers tried to produce reproduction equipment capable of playing any or all of the competitive systems then available or announced, the record companies hedged over which system to adopt. "They ought to be locked in a room and kept on bread and water until they come out with an agreement" said one frustrated manufacturer.



At around this time a compromise offered by American engineer David Hafler started to find favour. This was the now familiar "Hafler circuit" which feeds a rear pair of loudspeakers with the difference information available across the outputs of a conventional stereo amplifier.

This simple connection provides signals for the rear, from almost any programme material. Readers of hi-fi magazines, puzzled over which quadraphonic system to buy, were repeatedly advised to compromise with a Hafler set up, at least temporarily until a standard was agreed. Even now, long after the quadraphonic bubble has burst, many enthusiasts retain a Hafler connection to feed rear loudspeakers because, especially with programme material recorded with a simple crossed pair of microphones, the results can be highly acceptable. There is now little doubt that every quadraphonic system marketed during the last decade is dead in its present form.

But the last years of the decade has seen the progressive acceptance of Ambisonics surround sound technology. This of course stems from the work of Michael Gerzon and Professor Peter Fellgett.

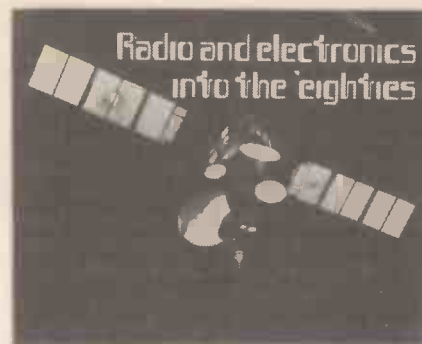
It is also embraced, albeit to a fluctuating extent, by the BBC and IBA. The recent patent pool agreement between Ambisonics-NRDC, Nippon Columbia and Duane Cooper (joint holders of most of the crucial patents covering a hierarchical approach to Ambisonics surround-sound technology) will almost certainly prove a significant influence in the next decade. In the USA the Federal Communications Commission is currently debating, yet again, the future of surround-sound broadcasting. The signs are that the final FCC choice will be between Ambisonics and the CBS SQ system, or modern variants thereof. Until recently there has been a fairly unified approach from the Ambisonics faction. But now the IBA has raised a question mark over the validity of the hierarchical approach. Essentially the IBA argues that the best compromise is a three channel system, which offers good surround sound to listeners with a three-channel decoder, and good stereo and mono with existing equipment. This conflicts with the Ambisonics-NRDC approach which seeks to offer the surround-sound listener the choice of using either two or three channel (the third with or without limited bandwidth) reproduction equipment in hierarchical fashion. The IBA now describes the two approaches as "irreconcilable" so it is clear that if surround sound is to progress in the 'eighties past the laboratory stage the IBA, BBC and Ambisonics-NRDC engineers must reconcile their differences. This will require the cooperation of all parties in extensive on-air transmission tests. Unfortunately the BBC and IBA have not been noted for their mutual cooperation and have instead appeared

more inclined to generate competition even where none naturally exists. Although independency of technical research at the development stage is admirable and in the public interest, rivalry at the early stages of commercial development can only hamper the spread of a new technology. Witness the public ignorance over teletext. In fact cooperation of the two British broadcasting authorities is essential if ever the public are to be educated into what teletext and surround sound are all about. Is it too much to hope that the 'eighties may see British broadcasters thinking and speaking of new technologies as a common vehicle for competitive programming, not as a source of competition in their own right?

The 1970s saw not only the emergence of the Philips compact audio cassette as a serious recording medium, but also the parallel emergence of Dolby noise reduction as a standard. Indeed the parallel progress of the cassette and Dolby system is no coincidence. Without one the other would not be where it is now.

It took three years into the decade before Philips finally agreed on a licence to incorporate Dolby circuitry. Until then Philips had tried vainly to interest the cassette recording world in the Dynamic Noise Limiting playback-only system. The pity of it was that DNL was a useful noise limiting tool, but certainly not an alternative to the Dolby encode-decode system. Now, at the end of the decade, DNL is reappearing as an addition to Dolby noise reduction on some cassette decks. Despite the emergence and marketing of rival noise reduction systems, Dolby B has become an integral part of cassette recording. Another Dolby proposal, the use of Dolby encoding on f.m. broadcasts with modified pre-emphasis to suit the frequency content of modern music and aid compatibility, has not however taken off in Europe. Another slow starter, Dolby's work in film sound encoding, is however starting to boom. The words "Dolby stereo" now often feature as large on the publicity posters outside the cinema, as the names of the stars or director of the film.

Throughout the last ten years tape manufacturers around the world have offered every imaginable modification of the basic iron oxide magnetic coating, plus a few more besides. Following work by Dupont in the USA magnetic oxides of chromium have also become popular with some tape manufacturers. Others mainly in Japan have eschewed the use of chromium and concentrated instead on a range of cobalt-modified iron oxide particles. The newest innovation, of which a few samples may reach the retail shops before the end of the year, is tape coated with pure iron particles. Although the original pre-war pioneering work in magnetic recording relied on iron-coated tape, this material is a brute to handle at the manufacturing stage. It is



only now that a few tape makers feel the time is ripe for a full circle return to this original technology. Philips and 3M were the first to make public noise over their new metal tape formulations. But their announcements have backfired. Philips has at least temporarily pulled out of commercial production of the tape and 3M, after proudly announcing the product in June 1978, is still unable to supply more than a few cassettes to a few selected dealers for retail sale. It is likely however that the first years of the 1980s will see pure metal tape come into plentiful supply. Certainly within a year, or so virtually every respectable cassette recorder will be equipped with recording heads and circuitry capable of coping with the new high coercivity material. But all the manufacturers involved in tape production are agreed that the cost of pure metal tape will always be higher than oxide tape (currently around four or five times as expensive) and it remains to be seen whether the public will actually pay the extra for the new wonder medium when it is on open sale and readily available.

Pure metal tape is counted as the short-term answer to digital recording. But in the long term, and at today's current accelerating pace of development, this may mean only a year or so. There is no doubt that the days of analogue recording are numbered. The idea of digital encoding is not new; it was Alec Reeves of course, at STC, who proposed and patented a workable system shortly before the last war. But without solid-state switching equipment Reeves could only theorize. By 1972 the BBC, after experimenting with digital sound links between London and Scotland, was regularly distributing p.c.m. sound for television and stereo radio around Britain using microwave links. The BBC has continued through the last ten years to develop digital sound encoding techniques both for the transmission of sound signals around the country and for digital audio tape recording. The IBA has meanwhile devoted considerable effort to the development of digital recording techniques applicable to colour video.

In the domestic area interest in digital sound has been stimulated by snowballing developments in video recording. Indeed only a closed minded fool would not attempt to delineate between audio and video. The two technologies are now so closely and inextricably linked

that the future of one is dependent on the other. It was in 1972 that Philips first announced a video cassette recorder capable of recording colour tv pictures and sound on a cassette of half-inch tape. Although the original N1500 machine was intended for the industrial and educational market, by 1974 it was launched for — albeit limited — open sale to the general public. This started not only the domestic video revolution but also the inexorable move toward digital sound. Any recording system capable of handling the four or 5MHz necessary for colour video is more than capable of handling the bit stream necessary for stereo or multichannel sound in digital form. Moreover a decade of work into video reproduction from discs, which culminated in the USA test marketing launch of a practical video disc system by Philips-Magnavox in 1979, brings the digital audio disc a step closer. Philips has of course already shown the compact disc, or digital audio version of the Philips VLP video disc, and toward the end of 1979 announced a patents liaison with Sony. Sony had independently developed a laser-optical disc system similar to that proposed by Philips. With the union of Philips and Sony standardization of a laser-read optical video disc comes a step closer. Almost certainly the Philips-Sony union will bring agreement on a digital Compact Audio Disc smaller than the 30cm proposal made by Sony and larger than the 11.5cm diameter chosen by Philips for the compact disc. Very probably a digital "compact audio disc" of around 15cm will emerge from the union. But this will almost certainly not herald world standardization. JVC still sticks hard with its different, and quite incompatible, capacitance-read grooveless disc and RCA argues in favour of a grooved capacitance disc. Matsushita has proposed a grooved disc which is read by a mechanical pressure-sensitive stylus similar to that developed by Telefunken and Decca early in the decade and briefly marketed at the Teldec TeD video disc. It is now known that Teldec has a miniature digital audio disc version of TeD. This Teldec Mini Disc is ready to launch in Europe if and when the time is adjudged commercially right. Without doubt there are many bitter battles ahead before there can be world standardization on the digital audio disc. These battles will delay standardization and give impetus to the short term stop gaps such as metal tape. There is also a move toward 45rev/min long-playing analogue discs. It is argued that their higher rotational speed, coupled with the long playing time per side offered by computer-assisted cutting techniques, offer the analogue album a shot in the arm.

Casual observers talk vaguely of some wholly new, as yet undreamed of, storage medium to replace the tape or disc. Without doubt it would be possible to encode programme material in



Cassette recorders for the 'eighties will have bias and equalization for metal-particle tape but will the public pay the extra price?

holographic form. But the idea of a chip or memory, storing an hour of programme in solid state, must surely remain a dream for at least the next decade. Although high density memories with fast access time are available, a few moments calculation is sufficient to show that solid-state memories have a long way to go before they can offer the equivalent of an LP record in real time. Prophecies, especially in such fast-moving times, are always dangerous, but it seems a safe bet that for the next ten years sound and vision in the home will be stored on, and reproduced from, a moving strip of magnetic, capacitive or optical material or a rotating disc of similar characteristic.

The speed with which a new storage medium becomes a commercial success and gains acceptance as a household

norm, will depend entirely on the behaviour of the companies involved in the development and promotion of such a new medium. Rapid agreement on digital encoding standards and storage techniques could bring a new record medium into the home within a couple of years. But behind the scenes squabbling, similar to that which killed off the quadraphonic systems could delay even the start of a transition from analogue reproduction until at least the mid-eighties. But as we learned from the quadraphonics fiasco this may not necessarily be a bad thing. Currently the signs are that the strong US and Japanese influences may impose on us world coding and sampling standards for digital sound reproduction which are tied to local tv standards. These could well prohibit or make expensively difficult, the exchange of recorded audio material between continents. Certainly it would be an appallingly retrogressive step. Moreover in their enthusiasm for a new generation of recording and reproduction techniques, engineers at laboratory level appear to have overlooked, or at least brushed to one side, the very real problems of mass producing high-density storage programme material in reliable quality as well as quantity. After one hundred years of analogue disc recording, there are still all too few record pressing plants capable of producing a respectable audio disc pressing. With track spacing between 50 and 100 times tighter in digital or video programme storage the importance of producing blemish-free pressings becomes paramount. The video and digital audio systems that succeed in the long run may well be the system for which it proves easiest to mass produce programme material. □

H.f. radio communication

by R. F. E. Winn B.Sc.(Eng.), F.I.E.E. Racal Communications Ltd

Advances in component technology and new design concepts during the past decade, together with projected future developments, ensure that h.f. radio communications will retain importance well into the twenty-first century. In particular this is true of the maritime mobile service where satellite communication is still in its embryonic stage, in developing countries where the economics of h.f. point-to-point working with low traffic density are attractive, in defence (as a back-up if not always primary system), and in emergency use where air-transportable containerised stations can be rapidly deployed. As well as advances in tech-

nology in recent years there has been a better understanding of the vagaries of propagation. This has resulted in greater precision in predicting maximum usable frequencies over various paths during the 24-hour day at different seasons and during sun-spot cycles.

For medium and long-haul communication h.f. radio today is still an economic, efficient and reliable solution.

Receivers of the 1970s. The most significant technical changes have been in receiver design in which a number of ideas, coupled with newly available

components, converged to provide by the early 1970s a completely new order of excellence in terms of overall performance and ease of operation. Before discussing the "breakthrough" of the 1970s it is helpful to look briefly at two previous generations of receivers.

In the immediate post-war years the most exciting development was the drift-cancelling technique known as the Wadley Loop. Although a tricky concept, demanding skilled mechanical as well as electrical design, it was successfully implemented in the now classic RA 17 receiver, made by my company, of which some thousands are still in daily use throughout the world. For the first time it had become possible to tune to a given frequency and leave the receiver unattended with reasonable confidence in its frequency stability over extended periods.

The next big challenge came in the 1960s with the change from thermionic valves to solid state devices. Early examples were heavily influenced by the previous valved designs, and although greater ingenuity was sometimes achieved they were little more than an exercise in re-engineering using transistors in place of valves. The advantages were reductions in weight, size and power consumption and an increase, at least in theory, in reliability. Overall performance, however, was disappointing and, in general, the best of the first generation of solid state receivers were inferior to the best of the valved sets. There was not even an advantage in price.

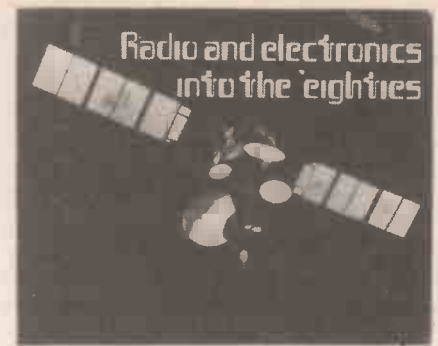
A parallel development in the 1960s was the frequency synthesizer, which generated a wide range of frequencies each with a stability equal to that of a single master crystal oscillator. This was seen as an elegant substitute for the often troublesome free-running local oscillator in superhet receivers and as a simpler solution to drift than the

Wadley Loop. Unhappily the early synthesizers brought their own problems in the shape of unwanted intermodulation products generated by the internal mixers, adders and dividers. The advent of the digital synthesizer provided a cleaner output and today's units are capable of excellent spectral purity. The early synthesizers also suffered from the operational disadvantage in that frequency was selected through decade switches. Excellent if the exact frequency of a wanted signal was known, but hopeless for "searching". This problem was overcome later.

With so much new technology becoming available, engineers in this field came to the conclusion that a radical re-think on receiver design was overdue. Not only on how newly available technology and components could be implemented to advantage but also all aspects of performance and operation in modern conditions. The starting point was a statistical analysis of their occupancy of the h.f. frequency spectrum in terms of density and types of signals, their distribution and relative strengths, which would give a clearer indication of how a receiver needed to perform in order to use efficiently the 9,000 or so 3kHz channels available. An analysis was made by a computer in my company and, independently, a similar exercise was carried out by B. M. Sosin of Marconi Communications Systems.

It had been realised that the most significant limiting factor in receiver performance was linearity. Selectivity was as important as ever but the emphasis on front end sensitivity which had been a paramount feature of design for the past 50 years had come to the end of its usefulness and no further gains were necessary or indeed possible in this area.

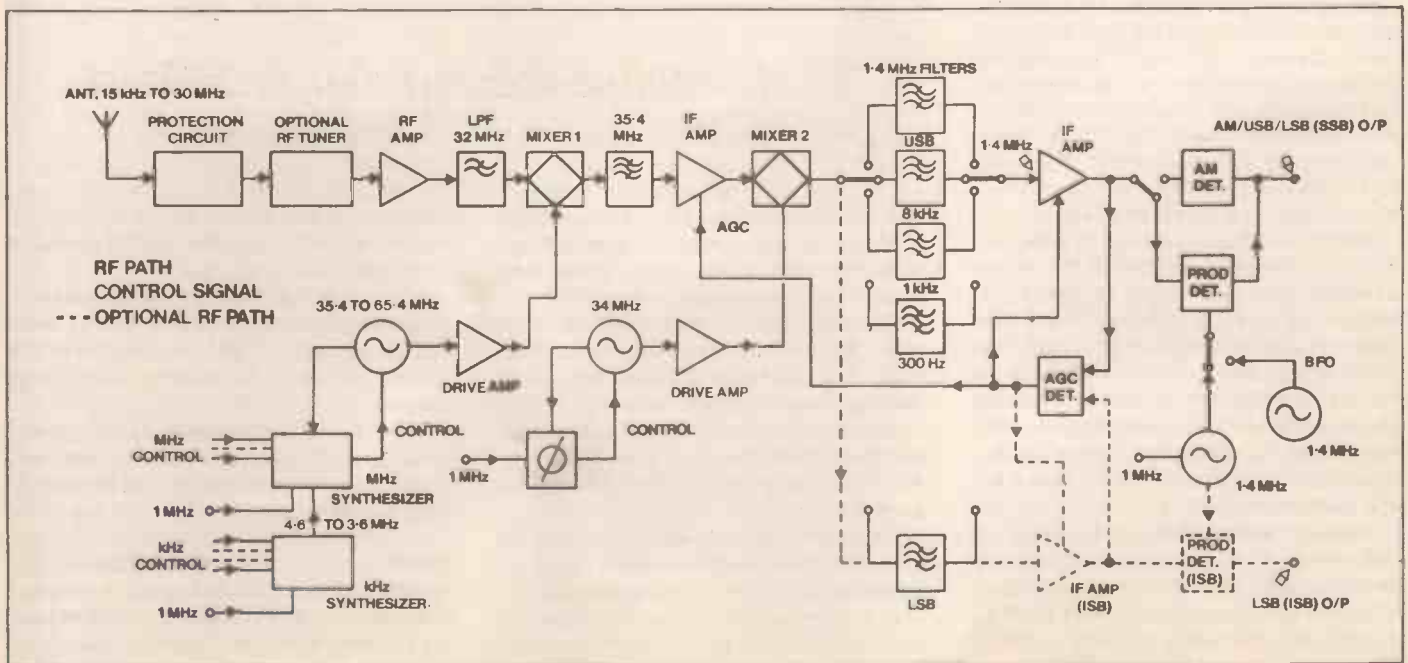
It was found from the analysis and measurement that high powered broadcast and commercial stations



were generating tens, in some cases hundreds, of millivolts at the antenna terminals when received on large collecting systems. The strong signals were generating a large number of intermodulation products strong enough to give the appearance of liveliness in the receiver yet masking weak wanted signals. What was required was a big increase in dynamic range together with extreme linearity, and the key to the problem of intermodulation products was to work out the linearity of previous receivers and to discover where the products were formed and at what level.

The first range of solid state receivers to incorporate the new principles in the 1970s was the RA 1770 series, of which the RA 1772 general purpose receiver will be discussed. The block diagram of this receiver (Fig. 1) shows it to be a straightforward double conversion superhet but with a number of novel features which provided a performance with respect to dynamic range, intermodulation products, reciprocal mixing, cross modulation, blocking and spurious response far superior to any other receiver then in production. This

Fig. 1. Block diagram of the RA 1772 general purpose receiver.



was achieved through using a single linear broadband r.f. amplifier, a double-balanced hard-driven fast-switching m.o.s.f.e.t. first mixer, only moderate gain at the first i.f. of 35.4MHz with the main gain in the second i.f. amplifier operating at 1.4MHz.

The new order of performance at first caused some confusion. First comments on the development models, later echoed by the first customer, were apparent lack of sensitivity because there were far fewer signals. Repeated tests with a signal generator were necessary to convince ourselves that the design sensitivity had indeed been achieved and that the "emptiness" of the h.f. band was due to the elimination of spurious signals and not lack of band activity or insensitivity.

Apart from the redistribution of gain throughout the receiver the most notable advance in achieving the new performance was the use of a high first i.f. of 35.4MHz. This became possible through using a high stability digital synthesizer which also provided additional advantages. It was now no longer necessary to employ the traditional tuned r.f. preselector amplifier ahead of the first mixer to eliminate image signals. There were no tracking problems associated with a linear broadband amplifier so the front end was greatly simplified and this, in turn, helped open the way to remote control.

As a general purpose receiver, the set needed a free-tune facility and this was achieved by using an optical shaft encoder on the tuning knob which provided electrical pulses and directional information to step the synthesizer in 100 Hz (fast) or 10 Hz (slow) intervals up or down giving the operator all the "feel" of the familiar v.f.o. but with synthesizer stability. The tuning knob could be disengaged electrically to hold the receiver on any particular frequency. The digital frequency read-out, derived from the local oscillator, although at first disliked by operators accustomed to dial and pointer indicators, was necessary if the accuracy of the synthesizer was to be exploited operationally. No traditional mechanical analogue dial could achieve a resolution of 10Hz at 30MHz and even the most conservative of the old-time operators now see its advantages.

Another innovation was to provide a complete receiving terminal in a single case instead of extending facilities with add-on adaptor units, which, in the past, had frequently resulted in a 6ft high rack of equipment. Provision was made for six internal filters which could be fitted at the customers' choice. The filters were selected through transistor switching controlled by d.c. only from the front panel. This not only eliminated the potentially troublesome mechanical switching of r.f. circuits from the front panel but also simplified remote control.

Although an earlier receiver had been developed using plug-in modules



Fig. 2. Solid state 1kW transmitter comprising eight 125W modules.

it was decided in the interests of economy to use conventional construction in the RA 1770 series but the physical configuration allows all circuits and components to be accessed by test gear for fault diagnosis while the receivers are in an operating condition.

By the mid-1970s the series had been extended to include programmable and remote control receivers. The programmable set, in addition to continuous tuning at three selectable rates (10 Hz, 20 Hz or 1 kHz), had twelve programmable channels selected from a front panel switch.

The receiver for extended or full remote control is in two units, the receiver itself with blanked-off front panel except for local test facility, and an associated remote control unit with all the front panel controls. The receiver is triple conversion with the third i.f. at 100 kHz. Apart from a spin-wheel tuner and rotary controls for b.f.o. setting and i.f. and a.f. gain, all other functions on the remote control unit are selected by push-buttons. Control is exercised by a time-sharing data-multiplexing system which converts parallel control information into serial form for transmission over single wire lines. For extended control of all receiver functions three cable pairs are required. For full remote control over virtually any distance standard data modems are used on an ordinary unconditioned four-wire telephone circuit.

The system enables complete receiving systems to be built in which a single operator with one remote control unit commands several remote receivers.

The advent of such remote control systems resolved a social as well as a technical problem. It now became possible to establish the receivers at the best or alternative sites without having to move the operators. Assuming three shifts for round-the-clock surveillance, considerable savings are effected in re-housing, quite apart from the natural reluctance of operators to move to an unfamiliar and very often isolated environment.

This, then, was the measure of progress in receiver technology in the 1970s. The order of excellence was henceforth to be expressed not in sensitivity, selectivity or long-term stability, although all of these are still important, but in terms of third order intermodulation performance with a figure better than -90dB for two 30mV signals as the new industry standard.

Transmitters of the 1970s. Transmitter development in the past decade has not been as spectacular as in receivers. The digital synthesizer came into more general use for frequency control in drive units and remote control systems provided flexible extended and fully remote control. The most dramatic development was a solid-state power amplifier delivering up to 1kW of power (Fig. 2). This presented a great technical challenge, the problem as with solid state receivers being the inherent non-linearity of bipolar devices which demanded careful balance at every stage. No single device could produce significant output and my company's approach was to employ eight modules, each of 125W output with combiners summing through hybrid units to 250W, 500W and finally 1kW. The system had to survive a module failure which necessitated some complexity in design to provide protection over a large frequency range.

The advantages of the solid state design were mainly in reliability and ease of servicing. The 30V supply rail was non-lethal (although it is of course still possible to receive a serious r.f. burn from the antenna terminal). In terms of reliability there was adequate redundancy, failure of a module merely reducing total power output and any of the eight modules could be replaced or worked on without interruption of service. A 500W version on the same principle but with only four 125W modules was also produced.

For higher powers the valve remains supreme in terms of economy and efficiency. One 10 kW transmitter of the 1970s period, still in production, was solid state in the drive stages with air-cooled ceramic electrodes in the power stages. Automatic tuning, servo-driven, gave a typical tuning time of 8 seconds with a maximum over the band of frequencies of 20 seconds. Automatic level control was provided and the power supply had automatic overload protection with automatic re-set which would not finally lock out the supply in

the case of a transient fault until four unsuccessful attempts at reconnection had been made.

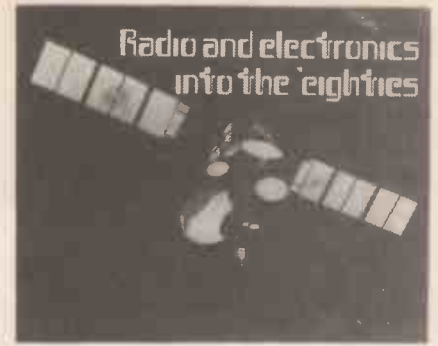
The next ten years

Both technical and economic gains are anticipated in the decade ahead and in fact are already being realised. The market is highly competitive and it is clear that design trends will be towards better specification and more facilities per unit cost.

A positive example is an m.f./h.f. receiver which made its public debut in London in October 1979. It is a joint Anglo-American development and substantial orders have already been received from the US Air Force. The receiver (Fig. 3) has the overall perfor-

mance of its predecessors at a far lower price, achieved largely by more functions per integrated circuit and therefore a smaller number of components. It is a double conversion superhet with the first i.f. at 40.455 MHz and the second i.f. at 455 kHz. Frequency and receiver status displays are liquid crystal and all functions are push-button selected, control being through a micro-processor.

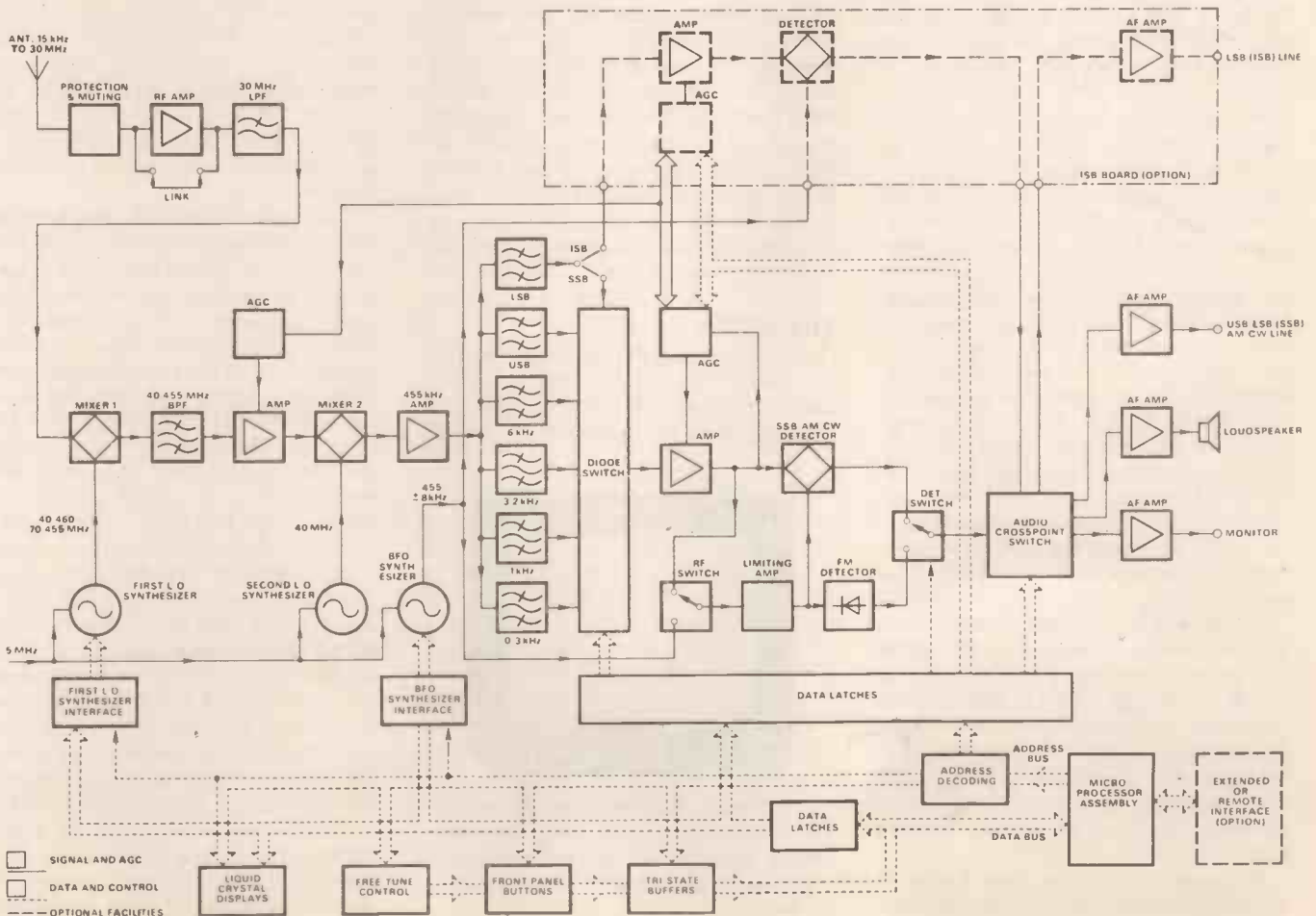
The important innovative advance is the synthesizer. In the RA 1772, described earlier, there were five circuit loops constructed on four printed circuit boards. In the new receiver a single loop synthesizer occupies only one board and as well as generating the local oscillator frequencies at intervals of 1 Hz (previously 10 Hz resolution) it



also generates the b.f.o. output in 10 Hz steps. Because of the single loop design the new synthesizer has even greater spectral purity because all mixing has been eliminated and thus fewer frequencies are being generated. The unit is based on an l.s.i. m.o.s. chip developed by Racal Microelectronics Ltd which achieved 1 Hz resolution by synthesizing phase as well as frequency. The UK version has a 100-channel frequency store and an interface for a remote control system. The US version has IEEE 488 input/output interfaces as standard, but both versions can be adapted for other interfaces by software changes.



Fig. 3. Anglo-American m.f./h.f. receiver. This recently introduced model uses a microprocessor for control and a new synthesizer.



The synthesizer mentioned above is also employed in a military wide-band receiver where it is used to cover the h.f./v.h.f. spectrum continuously from 2MHz to 512MHz.

On the transmitter front the advances that one will see in the 1980s are less spectacular but none-the-less worthwhile. A second-generation 1kW solid state amplifier uses four 300 W modules which, allowing for losses in the combiners, delivers a full 1kW to the radiating system. Linearity has been further improved so that for the first time the CCIR recommendations for intermodulation products have been met over the whole of the h.f. range.

Looking further ahead there are two great hopes. One is v-m.o.s. devices which could provide much greater linearity than current bipolar devices, and of greater efficiency. The second is the feed-forward or polar loop concept on which research is being conducted at Bath University. If successful, there is a promise of solid-state transmitters comparable in efficiency and linearity with current class AB vacuum tube amplifiers.

On a more immediate note the world demand for low-cost channelised transmitters continues unabated, and it is now becoming apparent that the conventional channelised drive unit may well be displaced by a programmable synthesizer on economic grounds. With modern technology a synthesizer is already comparable in cost with a 10-channel crystal drive unit.

Receiver performance has now reached a new plateau but the application of the microprocessor will provide considerable refinement, resulting in more "intelligent" units in both systems management through remote control and in the receiver itself. For example, there is the self-adaptive receiver already realisable which senses the type of signal it is receiving and automatically adjusts itself by minor frequency shift and selection of appropriate filters and demodulators to the transmission mode it is receiving without operator intervention. If on c.w. it would probably select the narrowest filter and adjust the b.f.o. frequency for a pleasant tone, and audio gain to a convenient level, for recording or operator convenience. If s.s.b. is detected then the appropriate upper or lower sideband filter, and so on. The microprocessor will also be used for routine self-checking of sensitivity and other parameters.

The newer techniques pioneered on h.f. are already producing a spin-off at higher frequencies, particularly the concept of a high first i.f. which opens the door to broad band pre-mixer amplification. High stability v.h.f. synthesizers will also allow s.s.b. on v.h.f. and u.h.f., thus enabling more efficient use of the spectrum as has happened on h.f.

We may also expect new forms of modulation which will help overcome

the inherent limitations of ionospheric propagation. There could be re-births such as the Piccolo system, where the advent of solid state circuitry has made the system economic enough to attract much wider application.

Work is currently being conducted on topics such as time encoded digital speech at 2.4 kilobit/s and, though presenting considerable technical difficulties, few professionals doubt that

such developments will eventually prove successful and further enhance communications at h.f.

Although for purposes of illustration the practical examples quoted are all from the author's own company, he gladly acknowledges parallel work in other countries which, through professional cross-fertilisation, will continue to advance the art and science of h.f. radio. □

Electronic measuring instruments

by John L. Minck Hewlett-Packard Company

Progress in instrumentation is a result of at least three driving forces: the on-rush of new system requirements such as fibre-optic communications and satellite technology; 'breakthroughs' in component technology, such as microprocessors or microwave, hybrid microcircuits; extensions and combinations of present instrumentation, such as the remarkably successful IEEE-488 interface bus for programmable systems.

Very often, progress is really an intricate combination of all of the above. In so many cases successful instruments don't involve technology 'breakthroughs', but merely embody the right combination of customer requirements. With few exceptions, most of the component technologies were already in place at the beginning of the decade. Digital, analogue, and microwave integrated circuit techniques advanced substantially, but the primary technology was already there.

The 1970s

Dramatic progress did take place during the 'seventies. Probably the most important new developments were of logic analysers and logic design instru-

ments. The earliest of these, typified by the HP 1601L introduced in 1973, was nothing more than a standard oscilloscope display with columns of 0s and 1s. An early serial data analyser, the HP 5000A, permitted diagnostics on long streams of data captured and displayed on rows of 1.e.ds.

In the six years since, the progress in logic analysers and microprocessor design instruments has been nothing less than breathtaking. And none too soon either, because relentless marketing pressure is pushing microprocessors well beyond the obvious applications in calculators and communications into appliances, toys, electric organs and motor cars. Design, qualification, production test, maintenance and service all need these measurement tools to work with microprocessors and digital circuitry.

One common theme of the 'seventies for most classes of instrument was that requirements moved two ways at once. Thus, the market called for smaller, more portable and less expensive models at the same time that other models went as far as technology would allow, with highly complex and powerful instruments and remarkably high price tags. An example of the former is the low-priced, digital voltmeter, while the high-priced example is the HP 3455A, a high-precision, system d.v.m.

Oscilloscopes handled higher frequencies and became both smaller and more portable, while others became much more powerful and complex, using microprocessors to measure digital time delay or rise times. Waveform, pulse and function generators tended to go in only one direction — towards smaller and cheaper designs, but with remarkably strong specifications. It's amazing how much waveform performance can be packed in a small package these days. The more complex pulse-generator products usually were the word and coded-pulse instruments



Fig. 1. Modern logic analysers can show timing waveforms, logic states, and some provide logic "maps" which help engineers diagnose malfunctioning processors.

required by new digital communications technology and fibre-optics.

R.f. and microwave. R.f. and microwave instruments entered the 'seventies with great promise. In 1970, hybrid microcircuit technology and the design processes using scattering parameters were in place, ready to supply the building blocks; G.a.s.f.e.t. devices were coming. The results were truly astounding. The microprocessor has made the difference — about half the circuits in many microwave instruments are now digital and it comes as no surprise that about half of our microwave design teams are digital and software designers.

A typical result is a newly-introduced synthesized signal generator. The 10kHz-1280MHz signal spectral purity of this generator rivals the best cavity-type generator of previous years, but it is also fully programmable and frequency agile (500 μ s switching time). The real contribution of this very expensive generator is in the design of the front panel controls. The mostly digital keyboard communicates only to the microprocessor, which does all the circuit and signal control, making things extremely easy for the operator. For example, he can set up ten completely different front-panel signal conditions, store each, and recall them at the push of a button.

Another example of this "smart" type of microwave instrument is a recent 1500MHz spectrum analyser. Starting from power switch-on, the machine runs through 30 self-tests and draws its own graticules and titles, and provides powerful measurement routines which are far beyond usual manual testing. Self-tuning routines bring identified signals to the centre of the screen and read out frequency and amplitude digitally. Sweep speed, bandwidth and resolution are automatically selected in program to prevent errors and ease the job. Peak detecting and hold and store functions capture information digitally

to show historical peaks. Six sets of user-defined front panel set-up conditions can be stored and recalled. Powerful diagnostic routines and displays aid maintenance people. This new measurement capability can't be appreciated by reading about it. One must sit down in front of such a machine for about an hour to grasp its significance. For example, if the spectrum analyser is connected to a receiving antenna, all background spectrum accumulated for a given period can be used to cancel a given signal environment and the display will then show only new signals which show up later.

R.f. network analysis finishes the 'seventies with a typical instrument, covering 500 kHz to 1.3 GHz, which measures, calculates and displays complex impedance transfer functions, group delay, deviations from linear phase, etc. It's about all the design power an r.f. design engineer needs.


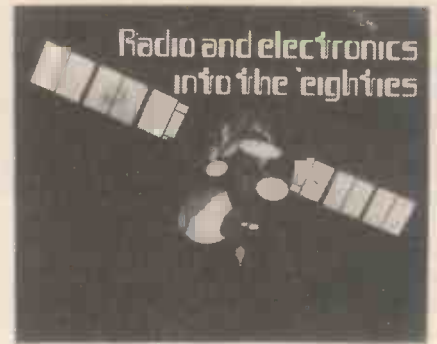



Fig. 3. 110MHz spectrum analyser employs digital storage, a television type display and automatic operation to give accurate spectral information quickly and easily.

Fig. 2. Synthesized signal generator provides precision r.f. signals and, being bus-controllable, may be incorporated into a fully automatic test set up.



In instrumentation, the 'seventies brought one development which probably overshadows all other advances in instrument techniques — the IEEE-488 bus. Interestingly, the IEEE bus was not a technological breakthrough; it was really more of an organisational and political advance. A simple data party line allowing automatic control of instruments and resulting data computations has revolutionised measurements already: over 700 instruments and controllers from over 160 manufacturers throughout the world now operate on the bus. Engineers now think in terms of automatic measurements for labs and production and maintenance uses.

Servicing. Finally, in the late 1970s, a more coherent strategy for dealing with service and repair of digital circuits was emerging. Early attempts at field diagnosis and repair of 'digital' boards placed the emphasis on changing the board. When the total number of instruments in service was small and widely scattered, the organisation to make this feasible was difficult.

One solution gaining rapid acceptance now is a design strategy based on signature analysis of digital circuitry. Instruments with a high content of digital components are designed with a certain portion of the microprocessor set aside to be used in fault diagnosis. In that test mode, the instrument circuitry is forced through a switching procedure which causes each digital circuit node or pin on a digital logic pack to produce a sequential stream of 0s and 1s. That repetitive pattern is unique to that pin of a good instrument. Thus a signature analyser like the HP 5004 takes a bit stream as long as 2^{16} bits and compresses it into a 4-digit alphanumeric display. Instruction manuals and test procedures are written to measure and assign a unique 4-digit signature number to every digital circuit pin. Technicians can quickly troubleshoot right down to a component level, picking out faulty i.c. packs with little trouble and alleviating the serious problem of stocking complete p.c. boards.

The future

Forecasting the future is always risky, but the clues to the next five years of instrumentation are already apparent from the most recent offerings.

Alternative digital methods will continue to invade analogue and r.f. techniques. For example, instead of a super-accurate, flat-frequency-response r.f. attenuator for use in signal generators, a signal generator will use a moderately-accurate but highly stable one: a highly-precise calibration table stored in memory then corrects the output signal. This is effective and inexpensive so long as there is already a microprocessor available.

It seems quite clear that analogue and radio-frequency circuit techniques will be further eroded by digital methods. As faster analogue-to-digital converter components come along, instruments will sample and convert signals to digital form further forward in the measurement process. Output signals may be more commonly generated by digital waveform synthesizers. For example, oscilloscope sweeps would be much more accurate if generated digitally by a clock whose frequency was referred to a crystal standard.

Systems. Systems engineering will call for new initiatives in measurement which will create new instrument concepts. Communications systems are moving rapidly to digital modulations. Signal simulators will be needed for generating phase-shift-keyed modulations for satellite work as well as frequency agile signals for the new military communications and the cellular mobile telephone technology.

Fibre optics technology's on-rush into communications, in spite of its highly optimistic projections, has been underestimated: few people really see its impact clearly. The bandwidths of communication power to be unleashed by fibre optics will revolutionise not only the system business but will change instrumentation. Fibre optic data links can already link IEEE-488 bus



Fig. 4. Each pin of a digital i.c. pack has a unique 4-digit signature displayed and referenced in the repair manual, allowing diagnostics down to a component level.

instruments. Computer and terminal links as well as medical data transmission with no ground loops are just the beginning. These technologies will call for design and test equipment not yet envisaged. More importantly, they will call for new concepts in measurement.

The computer system technology will have memory and processors in every corner. Instrumentation will more than adapt: there is very heavy interaction between logic design instrumentation and the semiconductor revolution itself.

Fig. 5. Logic analysers for design of microprocessor-based everything will proliferate into many companies and industries outside electronics.



Certainly, computer-aided design for assistance in lab. projects becomes crucial. Engineering productivity is the key: in the 'seventies, automatic test equipment found willing ears for production test and for lowering costs — it was easier to justify.

The 1980s must attack the design side of things. Technology moves so fast that any lab. project which lasts longer than three years is going to produce a product with old or obsolete technology. As a result, there will be a steady proliferation of IEEE-488 bus mini-systems in laboratories. New instruments will appear with more operator-interactive controls and displays which interact, compute, correct and translate into your terms.

Complicated measurement procedures will be captured in software so the same tests can be re-run two weeks later. Suppose you run a particular test as you complete your circuit breadboard. Two weeks later, after modifications, you would like to recall the same procedure, set up all front panel settings as they were, run the test and compare the data to the previous test. This may sound a little like the HAL computer from the movie 2001, but it isn't; the technology to do that is here now in IEEE-488 bus systems. Now just contemplate individual instruments doing much of the same.

How will we maintain all this equipment? One computer maker recently proposed throwaway p.c. boards as a repair strategy; that might happen. Super-integration and high-reliability test programs could well give a substantial advance in reliability. But the usual reaction to that is to pack even more complexity into the instrument functions, putting instrument reliability back where it started. Smaller, lower cost, highly digital instruments will get more reliable. Larger, more complex, high priced instruments will hold their own on reliability. The most likely course will be a combination. With maintenance labour rates bound to increase, there may be some trends towards the throw-away-type repair on very low-priced instruments. In higher-priced equipment the instrument will contain more self-test and diagnostic capability, under control of its own microprocessor: that trend is already apparent. Then when the self-test has isolated problems to a given module or p.c. board, the digital signal analysers will take over.

Instruments in ten years will still consist of printed-circuit mother boards and plug-in modules. But p.c. board testing which has focused mostly on production functions may gravitate to maintenance depots where repair quantities can justify the cost. The new super-flexible automatic board-test systems are becoming attractive because of their remarkably low prices.

So, get ready for some technically exciting times. The surface has barely been scratched. □

NEWS OF THE MONTH

"Make way for engineers"— IERE president

The normal fabric of British life will have to be substantially changed, claims Professor William Gosling of the University of Bath, if we are to create an engineering profession adequate to the needs of our society. Giving his inaugural address as new president of the IERE, he said that we urgently need "an elite corps of engineers, particularly electronic engineers, who will be as able, perhaps abler, than any others in the world. To induce the most talented people to seek such a life, society will need to use the only inducements which have ever been known to work, namely honour, prestige and wealth. They will also need a good 'second division' of

supporting engineers, of technician engineers and technicians. At each level of employment the appropriate rewards — tangible and intangible — to secure the quality and numbers to meet our social needs must be forthcoming. Such things are not achieved cheaply, but only by the diversion of resources in the appropriate direction. Since the wealth of society cannot immediately increase, even with the most favourable industrial policies, we are faced with a stark logic. If we need better engineers, more able to facilitate the creation of wealth by industry, we must make that career more attractive to the ablest of our children. To do

that the rewards must be markedly improved. But if the very best engineers grow richer, everybody else, including all the other engineers, the trade union members and the arts graduates, must for a time see their prosperity grow less rapidly than would otherwise have been the case. This is a high hurdle for us all to get over, particularly in a society largely run by a collusion of arts graduates and trade unions, which has developed a marked predilection for living on its seed corn."

In a reference to the Finniston inquiry into the engineering profession, Professor Gosling said that nothing that could conceivably come out of this will change overnight the whole status and remuneration of engineers. "Maybe if engineers could be organised into a tight and monolithic union, and if they exploited their power ruthlessly and without regard for others, a change of that magnitude could be achieved. So far, engineers have for the most part not shown that willingness to unionize themselves, nor yet to their credit the extreme degree of ruthlessness and militancy. We may be sure that what they have not been prepared to organize themselves for and force from society, they will not be given unasked, from some kind of altruistic recognition of merit. We do not live in that kind of world."

"Engineers want statutory registration"—survey

A survey has revealed that professional electrical and civil engineers are overwhelmingly in favour of a statutory registering authority for the profession. The survey, carried out by NOP Market Research Ltd for the Institution of Electrical Engineers, questioned IEE and ICE members on their attitudes towards their professions, standards, and the way qualified engineers were perceived by society. It found that 92 per cent of IEE members favoured registration while the figure for the Civils was 87 per cent. The registering authority should be responsible for the registration of professionally qualified engineers (said 92 per cent IEE, 93 per cent ICE) as well as exercising control over the standards of education, training and qualification (80 per cent IEE, 72 per cent ICE) and professional conduct and discipline (78 per cent IEE, 79 per cent ICE). Virtually all members questioned believed that the registering authority should have the right of sanction against an individual if professional standards were not maintained.

It should be compulsory for all professional engineers to become registered (said 58 per cent IEE and 65 per cent ICE). A further fifth thought registration should be compulsory above a certain level of responsibility. However, if registration wasn't made compulsory then 79 per cent (IEE), 71 per cent (ICE) said they would apply anyway.

Not only did the majority favour registration but 67 per cent of both institutions believed that work requiring a high degree of responsibility should only be undertaken by registered engineers. When it came to the way the profession was perceived by the public, 97 per cent (IEE), 98 per cent (ICE) stated that "the public have little knowledge of the engineering profession." On the question of pay, 91 per cent (IEE), 88 per cent (ICE) said that they believed they were paid less than others in similar professional occu-

pations. An overwhelming majority stated that engineers had achieved a higher professional status abroad than in the UK.

The questions were posted to a random sample comprising 4,400 corporate members of the IEE and 600 of the ICE, and the overall response rate was 52 per cent.

Japanese see opportunity in Prestel

Only a month after Prestel, the Post Office's viewdata system, started as a full public service (December 1979 issue, p55), the Japanese firm Sony displayed in London some equipment it has specially developed and manufactured for this information retrieval service. Shown by Sony (UK) Ltd at the Professional Viewdata Exhibition in November, it consists of two 14-inch colour television terminals using the famous Trinitron tube (December 1971 issue, p.587), one with a simple keypad and the other with a full alpha-numeric keyboard. Editing will be possible on these terminals. The equipment was developed at Tokyo and at the Sony (UK) manufacturing plant at Bridgend, Wales, and is assembled at Bridgend.

Speaking of his company's involvement in Prestel, Mr Kazuo Imac, of the Commercial and Industrial Division, said: "As well as being the first Japanese company to develop Prestel equipment, we have considerable investment in viewdata technology and this Prestel equipment is only the first of many developments to come." It will be remarked that this Japanese company seems to show considerably more enthusiasm for the system than the television set manufacturers in the country where Prestel was born. The British set makers have been well behind schedule in supplying viewdata receivers ordered for the test service started in September 1978.

● Four companies, Mullard Ltd, General Instruments, Texas Instruments and VG Electronics, demonstrated the British teletext/viewdata system in Tokyo on December 10 and 11. The object of the presentations was to show the advantages of the system's components and sub-assemblies to Japanese setmakers who undertake, or plan to undertake, the manufacture of suitably-adapted tv receivers in the UK or Europe. The presentations were organised by the British Overseas Trade Board. The Sony terminals mentioned above in fact use Mullard viewdata integrated circuits.

Arts competition

The Royal Society of Arts is including an audio-visual presentation in its 1979/80 Design Bursaries Competition, which this time will offer awards to the value of £50,000. In the audio-visual presentation section, students and young designers are given the opportunity to develop their technical skills and to apply their visual imagination to animating a sequence of ideas by means of lasers, holograms or any other audio-visual method.

Further information may be obtained from the Royal Society of Arts, John Adam Street, Adelphi, London WC2N 6EZ.

Hospital paging using synthesized speech

A new microprocessor-controlled radio paging system, recently installed by Multitone Electric Company Ltd at Frenchay Hospital near Bristol, includes synthesized speech. Multitone's ACCESS 1800 paging terminal has enabled the hospital to organise several group alert sections of staff and considerably speed up the connection of one member of staff to another by telephone without using the switchboard staff.

ACCESS 1800 enables simultaneous calls to be made to as many as 12 team members in up to ten teams including the cardiac arrest team, a mobile resuscitation unit, and major accidents and fire teams. A member of staff can locate any receiver holder by simply dialling an access digit on any telephone, followed by the receiver number and the caller's extension number. He may then hang up the phone. A "bleep" will be heard by the receiver holder who, upon pressing a button, will then hear a synthesized speech message giving the caller's extension number. The switchboard is not involved in this at all. The cardiac arrest team can be alerted and mustered within seconds to a particular ward by a verbal message over their receivers. Similarly, the mobile resuscitation unit can usually be mobile in about 30 seconds from the origination of a call from the switchboard.

Thirty calls may be stacked in the computer's memory and automatically processed

An operator on Frenchay Hospital's busy switchboard using the control panel for Multitone's ACCESS 1800 microprocessor-controlled speech-synthesized paging system.



in sequence, even when interrupted by a priority call. Any temporary change of receiver number, for staff on call, can be programmed into the memory, which will automatically call the alternative number when the original, unobtainable number is

dialled. If one doctor is unobtainable, a second on-call doctor can be summoned automatically in his place. This call transfer system eliminates the need to inform all staff of the change of number when any receiver is exchanged.

Pseudo-direct satellite speculation

Mr Pat Hawker of the IBA, speaking as a 'devil's advocate' – his own words – at a meeting of the Society of Cable Television Engineers on October 16, posed the question "What would happen if say a commercial company in Luxembourg were to use a lower-power satellite positioned at 19°W (the orbital position allocated to Luxembourg, France, West Germany etc.) on the appropriate 12GHz channels and carrying a stream of bought-in programmes in the English language?" Speculating, he said, "Such transmissions would be picked up in the UK."

A small number of enthusiasts, according to Mr Hawker, would undoubtedly be capable of making their own equipment to receive these transmissions, either directly or for community distribution. For good quality reception, he said, they would need efficient satellite receive-only terminals with – for 12GHz – possibly 1.5, 2 or at most 3 metre dish aerials and these, while requiring greater profile accuracy, would not necessarily be any more expensive than the 4.5 metre dishes used in the USA. According to a recent press report, he said, enthusiasts in North America had managed to receive tv from Westar and Satcom Systems, mainly to mining and timber camps. The report said that Canadian government officials had estimated that 50 unlicensed stations were involved, but their operators were not shut down because the government had difficulty in locating them and there was a genuine danger, according to an official, that the lumberjacks and miners

would resist with force.

Reminding his audience that Radio Luxembourg had been carried on cable, Mr Hawker posed a second question, "Would British cable networks be permitted to distribute programmes from France, West Germany or Luxembourg?"

"It would need Home Office approval," he said, "but as Erik Jurgens, chairman of the Netherlands Broadcasting Corporation has pointed out, there is Article 10 of the European Convention. This states: Everyone has the right to freedom of expression. This right shall include freedom to hold opinions and to receive and impart information and ideas without interference by public authority and regardless of frontiers. This Article shall not prevent States from requiring the licensing of broadcasting, television or cinema enterprises." Mr Hawker suggested that such an Article posed legal questions which only experts could answer, and that it was possible that no two experts would agree on how this might be held to effect the distribution of programmes from other members of the EEC and where no copyright protection was sought. If cable operators could distribute programmes in such a manner, it would open the way for programmes and advertisements which did not conform to BBC or IBA conventions, guidelines and regulations – de-regulation of broadcasting.

Pat Hawker made it clear that the views expressed were entirely his own and not those of the IBA.

CA for CB

The Consumers' Association have come out in favour of introducing a citizens' band radio service in the UK. In a one-page summary of the arguments for and against in the November issue of their magazine *Which?* they conclude: "Citizens Band radio in this country may not save many lives, nor may it be the best way of relaying traffic information. But it could provide an easy-to-use, relatively cheap method of communication that many people would find useful to have on occasions. We'd like to see it available here, if the problems of interference can be overcome."

The Association maintains in fact that the possibility of interference with other electronic equipment is the only serious argument against the introduction of c.b.: "The system of transmission used in most other countries would certainly cause interference, and shouldn't be used in the UK. There are other systems (e.g. v.h.f./f.m.) that would be much less troublesome – but the problem of interference is undoubtedly important, and more research is needed to ensure that any chosen system would be satisfactory."

SERT move

The Society of Electronic and Radio Technicians moved to larger offices on November 10, 1979. Its new offices are at 57-61 Newington Causeway, London SE1 6BCL. The Society occupied its previous offices, in Faraday House, since 1968.

German press considers higher frequencies for c.b.

Conditions on the 27MHz citizen's band are giving users cause for concern and every day there are new calls for better operating conditions. The German electronics journal, *Funkschau*, therefore carried out tests and compared some alternative bands to get acquainted with the advantages and disadvantages of each one as far as c.b. was concerned. Their findings showed that shifting c.b. into the v.h.f. or u.h.f. region could produce considerable advantages. It would cause much less interference to home-entertainment equipment, and the substantial increase in the channels which could be used would put an end to the present overcrowding.

Because special permission is required in West Germany to use frequencies around 900MHz, this band could not be included in the tests. Instead the 23cm amateur band (1295MHz), which has similar propagation characteristics, was considered, together with the 70cm (435MHz) band and the current 11m (27MHz) band. On the 11m band they found that there was always heavy interference from stations in countries further south and from industrial generators, while on v.h.f. and u.h.f. only noise could be heard. The tests were carried out using omnidirectional antennas with no gain and powers of less than 1W.

For propagation comparisons the different types of terrain were considered. Munich was chosen as a heavily built-up municipality, the Upper-Bavarian lakes were used for propagation over areas of water, and the hilly country in the north of Munich enabled trials to be done over undulating terrain. As expected, the poorest ranges were observed in the 23cm band, and usable ranges could not be achieved until a station arrived at an exposed location. Penetration was good on this band and radio contact was not even lost when one station moved into a garage. In the city, however, the "phase wipeouts" from passing vehicles proves a great nuisance, and it was concluded that diversity reception could help in this case. It was the journal's experience that the 23cm band could only be of value for c.b. radio if repeater stations were set up on high buildings or mountains, and it would also be necessary to obtain approval for high-gain antennas.

US noise jammer simulator to be made by UK company

A contract, valued at more than \$4 million, to build the US Navy a noise jammer simulator, has been awarded to Watkins-Johnson the Windsor-based electronics company. The order, which comes from the Naval Weapons Centre at Dahlgren, Virginia, gives the company the responsibility of designing, manufacturing, installing and activating a computer-controlled system capable of emulating hostile jamming environments. When completed in 1981, the simulator will be used at the Atlantic Fleet Weapons Training Facility to provide electronic counter-countermeasures training for Navy radar operators.

More v.h.f. broadcasting likely

The v.h.f. sound broadcasting band in Region 1, at present 87.5 MHz to 100 MHz, will almost certainly be extended upward to 104 MHz as a result of a decision at WARC 79, we understand. In Britain, for example, this will allow an extension of BBC and IBA local radio services, will avoid the necessity for sharing between BBC Radio 1 and Radio 2, and will reduce the need for some Radio 3 and Radio 4 programmes to be displaced by educational broadcasts (see article by D. P. Leggett in this issue). To permit this extension of broadcasting, the police radio communications at present occupying 100-104 MHz will have to be moved elsewhere but it is not yet known what frequencies are likely to be used.

Apart from this loss, mobile radio in Region 1 has benefited overall from the decisions at WARC 79. At the time of going to press we understand from unofficial sources that this service will be allocated sections of the spectrum which it has not had the use of before. In Britain one of these sections could well be part of Band 1 (47-68 MHz) which is at present used for 405-line television broadcasting by both the BBC and IBA, but what happens here will in fact be an internal UK decision made by the Home Office. The BBC

hint that the remainder of Band 1 could perhaps be used for the new direct digital radio broadcasts.

It seems there has been something of a conflict at WARC 79 between the USA and Canada over the allocations for services in the u.h.f. bands in Region 2. Because the heavily populated areas of Canada are close to the US border it is obviously necessary that the two countries use these bands in the same manner in an integrated way to avoid interference. Canada wants to use the u.h.f. bands exclusively for television broadcasting (the present exclusive allocation for this service being 470-890 MHz), partly because it has a large number of language groups to cater for both native peoples and immigrants, while the USA wants a more flexible arrangement in which they are shared with mobile radio. For example, the land mobile radio community in the USA recommended a co-equal mobile and broadcasting allocation between 470 and 806 MHz to provide flexibility in the international table of allocations and leave the domestic u.h.f. television allocations intact to the degree that is necessary. At the time of going to press we understand that the Canadian case is getting strong support from other delegations, but the issue is not yet settled.

Impulse buying by hi-fi customers

A consulting firm, Venture Development Corporation, from Massachusetts, claims that there is a link between the time spent by a customer selecting a hi-fi product and the amount of money spent by the manufacturer. The Corporation says that hi-fi buyers sometimes have a lot in common with new car buyers in that they need a lot of information, they often price shop, and they frequently require substantial psychological support. At other times, it says, the hi-fi buyers behave like chewing-gum buyers, needing very little time to make a brand selection and being completely pre-sold on a particular product. Price did not seem to be a critical factor as long as the merchandise was available.

The consulting firm compared the owners of systems costing \$1400 or more with owners of systems costing less than \$800, and found that 72.7% of the owners of high-priced systems spent at least a month selecting component brands, but only 37.2% of low-priced systems owners spent that long. Two factors accounted for this, according to the firm. Firstly, the larger the purchase, the more time the people were willing to invest to guarantee an optional selection, and secondly, the more expensive systems had more features requiring consideration, making the final choice more complicated. 20.7% of the owners of systems worth less than \$800 decided on their components within one day or less, and only 4.2% of the owners of high-priced systems were able to make a purchase in the same time.

The Corporation claims that the implica-

tion for retailers is clear. They should not rush the sales of high-priced merchandise. Product literature, specification sheets and reprints of reviews should be readily available for customers to consider at their leisure, and the higher the price, the more information should be offered.

V.o.r. computer

Walter Freter, who is a member of the Munich gliding club and the Siemens (Munich) amateur electronics group, has developed an automatic v.h.f. omnirange (v.o.r.) receiver, using a microprocessor to calculate and display the required compass bearing. Normally, the pilot of an aircraft is required to look up the frequency of the selected v.o.r. beacon, tune his navigation receiver and set the omni-bearing selector, observing the left/right indications of the display and adjusting the heading to keep the needle centred.

Freter's design avoids all this by virtue of its programmed table of all European frequencies, and the power of its microprocessor to tune the navigation receiver to the beacon transmission. The processor will calculate the required compass course to fly, using the left/right information which would normally be displayed, and will show the continuously up-dated compass course on a numerical display on the control panel.

Siemens say that several manufacturers (not Siemens?) have shown interest in the equipment.

WORLD OF AMATEUR RADIO

Past the peak?

By the time these words are published it seems likely that the peak of Solar Cycle 21 may have passed — although this will not be known for certainty until mid-1980. Long-distance paths on frequencies up to and above 50MHz re-appeared in mid-October with many cross-band (50MHz/28MHz) amateur contacts between Europe and North America. The season appears to have opened on October 18 when American 50MHz signals were received in West Germany. The amateur station, G3SSO, operated by personnel at GCHQ, Cheltenham is thought to have been the first British station to make such a contact this autumn, working Canadian VE1AVX on October 19. RSGB advises that 28.875 — 28.895MHz has become established as the frequencies for cross-band s.s.b. operation with 50MHz North American stations.

The sunspot peak has been reached sooner than expected, although if the cycle follows the usual pattern, the decline will be considerably slower and several more seasons of 28MHz (and possibly 50MHz) long-distance "openings" appear likely. The past decade has shown once again the great difficulties experienced by radio physicists in accurately predicting, except in the short-term, the dates of maxima and minima and the level of maximum sunspot activity. Perhaps the most interesting new theories to emerge recently are those of Professor R. H. Dicke of Princeton University who believes that the cycles are accurately timed deep inside the sun by a form of magneto-fluid oscillator but take varying times for the magnetic fields to reach the surface; he also espouses the theory that the true solar cycle last 22 years with a reversal of magnetic field polarity at 11-year intervals.

Foxhunting

One of the aspects of amateur radio that continue to attract a small but faithful and enthusiastic following is the art of locating hidden stations by the use of direction-finding receivers. For many years the RSGB has organized a series of "qualifying events" leading to a "national final" based on transmissions in the 1.8MHz amateur band. For the qualifying events, competitors are expected to locate two different hidden transmitters within about a ten-mile radius of the starting point, but for the national final it is a question of finding three stations in a matter of a few hours. The 1979 winner, Eric Mollart of the Mid-Thames Club, took only just over

two hours to do this, in spite of the many ingenious difficulties that tend to get built into the course as a result of past experience. For example, a technique which has been used at several events is to have an extremely long aerial which even when located may apparently lead nowhere. At Wolverhampton, in one of the 1979 qualifying events, for instance, one transmitter had several hundred yards of fine wire suspended in the trees as aerial, but with a final length tacked under the horizontal rails of a fence, eventually leading to gorse bushes in which the operator and his transmitter were concealed. The d/f bearings thus led the competitors only to a wooden fence with no sign of the concealed station.

A rather different form of 'foxhunting' using the 144MHz band, is also organized, for example, by the UK FM Group (London), though one gains the impression that care is taken to ensure that it can be combined with the objectives of the Campaign for Real Ale!

The first G/YL

Miss Barbara Dunn, G6YL, who died recently, is generally believed to have been the first licensed 'YL' (young lady) amateur operator in the UK and held her licence for over 50 years. Throughout the 1930s she was one of the small group of British 'YL' operators who were tremendously active on the long-distance bands and in pioneering both 28MHz and the old 56MHz bands. Even in 1937, ten years after she took out her licence, there were only five 'YL' amateurs in the UK: Nell Corry, G2YL; Constance Hall, G8LY (still licensed); A. J. Burns, GM2IA; G6SF; and Barbara Dunn — though these were joined soon afterwards by Catherine Myler, G3GH, who later was one of the very few amateurs to receive official recognition for their work as Voluntary Interceptors in the Radio Security Service.

Barbara Dunn became interested in radio communication as early as 1923 when she heard spark signals from ships breaking through on top of the old London 2LO broadcasts. She taught herself 20w.p.m. Morse by listening on a crystal set to the FL (Eiffel Tower) time signals on 2600 metres and ships on 600 metres before becoming interested in short waves at the end of 1925, acquiring her licence in 1927 and using initially an LS5 power oscillator with a rotary converter powered from 6V accumulators. Next year, moving from Stock, Essex to Northumberland, she

was still limited (like many other amateurs of the time) to using 100V d.c. mains but worked all over the world with a maximum input of 8 watts to t.p.t.g. oscillators and, using a bent 60-ft 'AOG' (Act of God) aerial; with her rotary converter mounted on a block of sorbo rubber under the table. Her interest in ships continued and she made contact with many of those equipped with h.f. radio, although at that time British ships were not permitted to operate in this way.

The amateur radio market

Throughout the 1970s, the amateur radio equipment market has been increasingly dominated by Japanese firms whose products are now used by the majority of amateurs in most parts of the world (including many of the Eastern European countries although not in the USSR where much of the equipment continues to be described as "home made"). Although during the decade the total amateur market for equipment has risen sharply, few of the old-established British or American firms have come through unscathed from the torrent of equipment from Yaesu, Trio (Kenwood), Icom (Inoue), FDK etc. Some firms have adopted the policy of continuing to manufacture established designs but without introducing new equipments involving heavy development costs; others have attempted to keep ahead of the Japanese designs, although this is proving an increasingly difficult and hazardous policy and there are unconfirmed rumours that one of the more innovative American firms may soon be a further casualty of the trade war.

In brief

The USSR is planning to launch an RS3 amateur radio satellite during spring or summer 1980 . . . King Hussein of Jordan (JY1 and G5ATM) recently met 45 members of the Radio Society of Harrow at a reception given by the Mayor . . . Richard Thurlow, G3WW has become the third amateur in the world to obtain a CQDX award for working 100 different countries on slow-scan television (No. 1 was W8YEH, No. 2 G3IAD) . . . Japan is now issuing amateur call signs in the JM prefix series . . . The VHF Committee of the RSGB has recommended 145.650MHz as a "calling frequency" for amplitude-modulated transmissions.

PAT HAWKER G3VA

NOBODY CAN DO IT LIKE SABTRONICS CAN. NOBODY!

We pioneered the first benchtop professional quality Digital Multimeter at lowest price anywhere. We sold tens of thousands of units around the world and are still selling. Nobody has been able to beat our price/performance ratio.

Now we are making the impossible again. A 3½ Digit LCD handheld professional quality multimeter at an absolute low price of only £ 59.95*. But don't get sold yet, wait till you have read further.

QUALITY, PERFORMANCE AND ACCURACY

The model 2035A offers you long term accuracy with a laser trimmed resistor network, a stable bandgap reference element, and single chip LSI circuitry. Expert circuit design and board layout have reduced component count to the optimum minimum. With 32 ranges** and 6 functions, you can measure AC or DC volts from 100 µV to 1000 V; AC and DC current from 0.1 µA to 2A; resistance from 0.1 Ω to 20 MΩ. Typical DCV accuracy of 0.1% ± 1 digit.

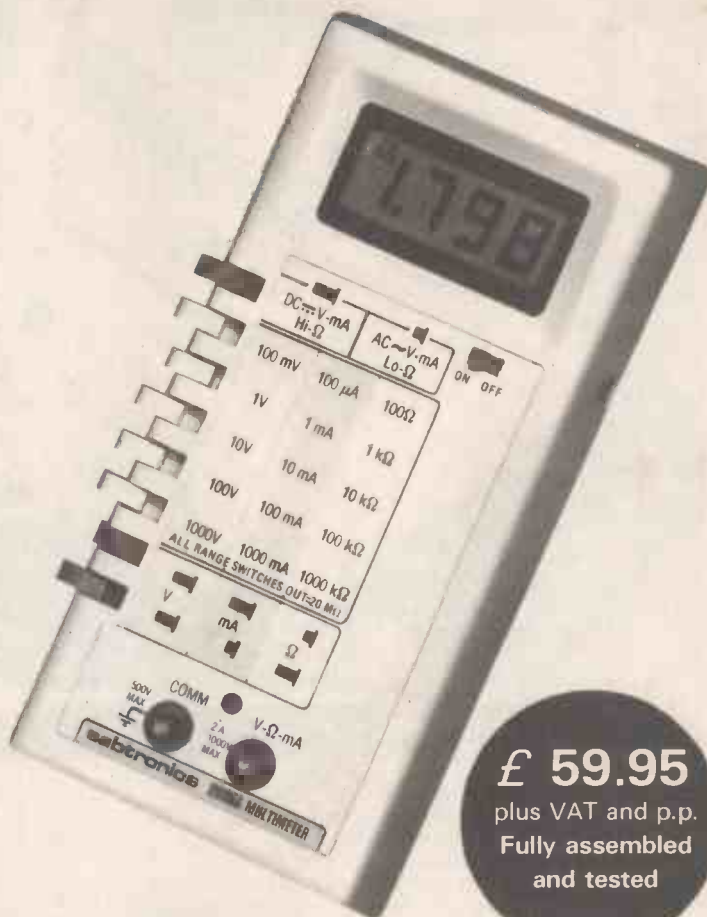
OVERLOAD PROTECTION FOR GREATER SAFETY

Input overload is protected to 1000 V (DC + AC peak). Ohm and current ranges are fuse protected. These features, plus a high immunity to voltage transients, protect the 2035A against uncertain input conditions. Input and battery eliminator jacks are recessed to add to operational safety.

Wait don't order it until you have read further.

OTHER FEATURES FOR GREATER CONVENIENCE AND FLEXIBILITY

Automatic zero; Automatic polarity (+ implied, - shown); Large ½" LCD readout with automatic decimal and low battery indicator; uses inexpensive 9 V transistor battery; 200 hours battery life; push button switches for easy operation; light weight (only 11 oz); fits easily into a jacket pocket; specially designed injection moulded rugged plastic case in beautiful grey beach colour with matching switch buttons; only 2 calibration controls. Whether you are professional or amateur, you should check out the Model 2035A for yourself.



£ 59.95
plus VAT and p.p.
Fully assembled
and tested

ORDER YOURS NOW!

- * Model 2035A as shown.
Model 2037A with temperature measuring circuitry £ 69.95.
- ** Model 2037A has 34 ranges and 7 functions.

BRIEF SPECIFICATIONS MODEL 2035A & 2037A

DC Volts	5 ranges 100 µV to 1000 V	0.1% ± 1 digit - 0.25% ± 1 digit
AC Volts	5 ranges 100 µV to 1000 V rms	0.5% ± 1 digit - 1.0% ± 1 digit
DC Current	5 ranges 0.1 µA to 2.000A	0.25% ± 1 digit - 0.25% ± 1 digit
AC Current	5 ranges 0.1 µA to 2.000A rms	0.5% ± 1 digit - 1.0% ± 1 digit
High Ohms	6 ranges 0.1 Ω to 20 MΩ	0.2% ± 1 digit - 0.5% ± 1 digit
Low Ohms	6 ranges 0.1 Ω to 20 MΩ	0.2% ± 1 digit - 0.5% ± 1 digit
Temperature**	2 ranges -50°C to +150°C	1°C - 2.5°C.
Input impedance	: 10 MΩ - DCV and 10 MΩ/10pF - ACV	
Burden voltage	: 100 mV at 1000 display	
Over voltage protection	: 1000 (DC + AC peak)	
Over current protection	: 2a/250 V fuse	
Ohm overload protection	: 250V DC or AC peak	
AC Frequency response	: 40 Hz to 5 kHz	
Battery life (9V)	: 200 Hours typical with alkaline battery	
Weight	: 11 Oz. (310 gms) without battery.	
Accessories supplied	: Test leads	
Temperature Co-eff.	: 0.1 x /°C	
Display	: ½" (13 mm) Character, 3½ Digit Liquid crystal display with low battery indicator and «-» sign.	
Case colour	: Light grey with matching buttons.	
Case Material	: ABS Rugged plastic with texture.	
Optional	: Touch and hold probes for hard to reach measuring areas.	

Send your orders with payment to:

TIMWOOD LTD.
14 Albert Street, Cowes Isle of Wight, England:
Telex 86892

Please send me by parcel post:

- Model 2035A
assembled and tested at £ 59.95 £ _____
- Model 2037A
assembled and tested at £ 69.95 £ _____
- Model THP 20
Touch and Hold probe at £ 9.95 £ _____

Plus VAT at 15% and p.p. £ 3.50 each £ _____

Total enclosed herewith: £ _____

Name: _____

Address: _____

City: _____ Postal Code: _____

Making Performance Affordable

sabtronics 

INTERNATIONAL INC.

WW - 018 FOR FURTHER DETAILS



Micro-soldering!

**ANTEX
TCSU1 & CTC**

... its the perfect kit

Model TCSU1

Micro-Soldering Station

Accurate pin point temperature control between 65° and 400°C. Heating element and sensor built in tip of the iron for fast response. Interchangeable slide-on bits from 4.7 mm (3/16") down to 0.5mm. Zero voltage switching. no spikes. No magnetic field, no leakage. Supplied with miniature CTC (35-40watt) iron or XTC (50watt). TCSU1 soldering station with XTC or CTC iron **£36** (6.44). Nett to industry.



Model CTC - 24 volts Priced at **£9.75** (1.87)



Model XTC - 24 volts Priced at **£9.75** (1.87)

Model CX 17watts - 230 volts



A miniature iron with the element enclosed first in a ceramic shaft, then in stainless steel. Virtually leak-free. Only 7½" long. Fitted with a 3/32" bit. **£4.20** (.98)
Range of 5 other bits available from ¼" down to 3/64".
Also available for 24volts.



Spare element Model CX230E

Model X25 25 watts - 230 volts




A general purpose iron also with a ceramic and steel shaft to give you toughness combined with near-perfect insulation. Fitted with 1/8" bit and priced at **£4.20** (.98)
Range of 4 other bits available.
Also available in 24volts.



Spare element Model X25/240E

Model SK3 Kit

Model SK4 Kit



Contains both the model CX230 soldering iron and the stand ST3. Priced at **£5.70** (1.49)
It makes an excellent present for the radio amateur or hobbyist.




With the model X25/240 general purpose iron and the ST3 stand, this kit is a must for every toolkit in the home. Priced at **£5.70** (1.49)

Model SK1

Model MLX 12volts

ST3 Stand.



This kit contains a 15 watt miniature soldering iron, complete with 2 spare bits, a coil of solder, a heat sink and a booklet. 'How to Solder'. Priced at **£5.95** (1.53)



The soldering iron in this kit can be operated from any ordinary car battery. It is fitted with 15 feet flexible cable and battery clips. Packed in a strong plastic envelope it can be left in a car, a boat or a caravan ready for soldering in the field. Price **£4.55** (1.14)



A strong chromium plated, steel spring screwed into a plastic base of high grade insulating material provides a safe and handy receptacle for all ANTEX models soldering irons. Priced at **£1.50** (.57)

* VAT + P&P as shown in brackets ()



Stocked by many wholesalers and retailers or direct from us if you are desperate.

Please send me the Antex colour brochure I enclose cheque/P.O./Giro No.258 1000

Name


Address

Antex Ltd. Freepost, Plymouth PL1 1BR Tel. 0752 67377

Practical parallel-tracking pickup arm — 2

Optoelectronic servo control gives low-inertia, fail-safe operation

by Rod Cooper



Despite the many advantages of the parallel-tracking record deck, the high cost of owning one deters all but the well-heeled few. This prompted the design and construction of a pick-up arm and control system with simplicity of construction specifically in mind. By avoiding complex engineering it is possible to construct the design with non-specialized tools in about 40 hours and for a fraction of the cost of a commercial item.

WHILST ACCESS to a lathe makes construction quicker and easier, it is quite feasible to make all the parts with tools normally found in a small workshop. An electric drill and stand, some BA taps and dies and a selection of metal cutting files and saws are however essential.

Both the tracking arm and reference arms are made of thin-wall Duralumin tube, readily available from aeromodel shops. One end of the tracking arm is plugged with a tight fitting brass rod and glued into place with Araldite. This serves to strengthen the fragile tube where the vertical pivot goes through, and provides some degree of counterbalance.

Constructors will notice that the positions of horizontal and vertical pivots have been transposed, compared with the conventional arrangement. Having the vertical pivot on the tracking arm is not good practice on a conventional arm of course, but is permissible here because the tracking arm on a parallel-tracking machine does not swing on the pivot more than half a

degree, whereas the conventional must swing through a wide angle. The change enables an unusual design of horizontal pivot to be used — one that allows the tracking arm assembly to be easily taken off for transport or adjustment without having to dismantle anything, and allows replacement without having to re-align it with the reference arm. There are other advantages to this design, namely: it is much easier to make than the usual spindle type, it is virtually friction-free, needs no lubrication, has no play due to bearing clearances and does not introduce play due to wear.

Avoiding play is important because the control system cannot distinguish between play and tracking error. It is for this reason too that the sliding platform is spring loaded, so that any running clearance in the track is taken up. Diagram 3 shows the horizontal pivot design. Two adjustable screwed pivot points rest on top of two support pillars, one in a slot and the other in a conical cup on the opposite side of the gimbal ring. The arrangement is quite stable, provided the two pivots are far enough apart.

The vertical pivot is straightforward. Adjustment for inclination is by means of the brass plate which forms the upper bearing, and which can be moved around on the flat top of the gimbal ring to the correct position.

The track in Fig. 4 can be cut with a small hacksaw and then filed to the exact dimensions. It is worth spending some time ensuring the track is straight, as the whole concept depends on the reference arm maintaining a constant angle to the tracked radius of the

record. Also, it is essential that the carriage slides without any hard spots. It is not necessary to produce a perfect fit, as a small amount of slack will be taken up by the spring-loading.

To reduce wear, a few drops of clock-oil (which has good non-gumming properties) can be applied to the vertical pivot, the lead screw and the running surfaces parallel track. Don't use mineral oil sold as general-purpose or light machine oil because it thickens to a gum after a while.

The hinge pivot holder part 14 is soldered in position to the lower plate, part 11. The best way of doing this is to pre-solder both plate and holder; with a length of 6BA rod through both holders, position them the correct distance apart and place them on the plate, and gently heat the plate from below. It is then quite easy to move the two holders into the exact position while the solder is molten; excess solder will cause holders to float out of place, so use the bare minimum.

For the sake of simplicity, the counterweight on the prototype was made from a piece of 1in diameter brass bar drilled through the centre and decoupled with a foam rubber insert. However, the comments by Randhawa on counterweights (WW April 1978 pages 63-8) should be noted by constructors as a better design is probably possible. The main requirement for the counterweight is that it should give neutral equilibrium with the chosen cartridge when the tracking arm is positioned about half way up the vertical pivot.

The photocell holder was filed from a piece of solid engineering-grade p.v.c. which is particularly easy to use, but

other reinforced or filled plastics such as Tufnol would probably be suitable. The two photodiodes were cemented to the holder with Araldite. An aluminium shim separated the diodes, this being necessary to prevent light from one diode reaching the other by reflections via the transparent sides of the BPW34. The size of the shim is not critical but for good light cut-off between the diodes it should project $\frac{1}{8}$ in or so all round.

A shroud was made from the same shim material to clip onto the holder. It is best if this is eventually fixed in place with Araldite when the system has been proved to work satisfactorily. Beer and soft drink cans are a good source of strong, thin aluminium. It is important that the weight of the holder and shroud is kept as low as possible to preserve the low inertia of the tracking arm.

Regarding the finish and appearance of the self-made metal parts, both polished brass and aluminium can be protected from tarnish by Letraset aerosol spray No. 101. This provides quite a tough, abrasion-resistant transparent film which is almost undetectable.

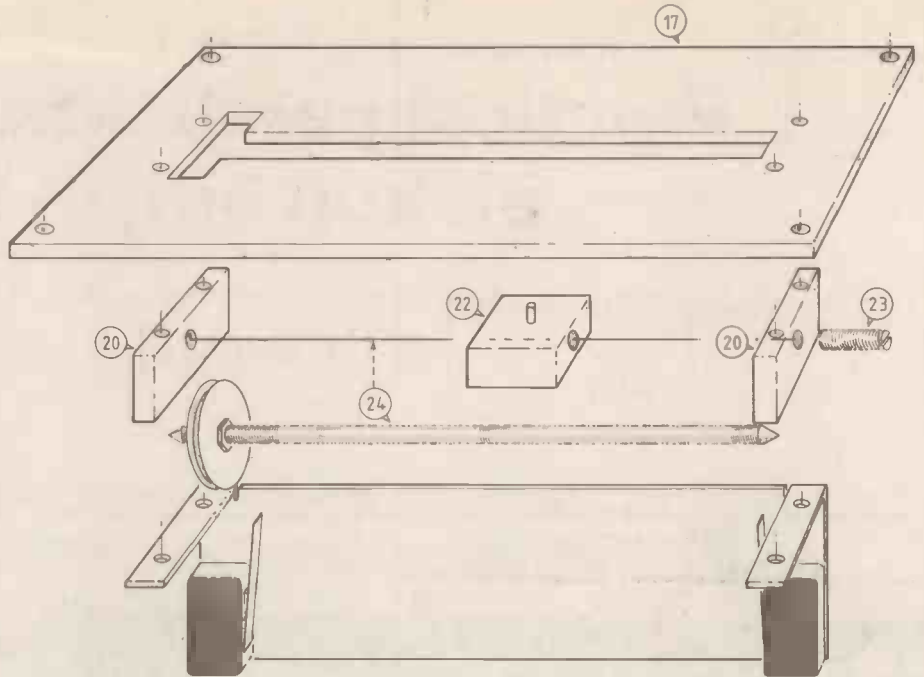
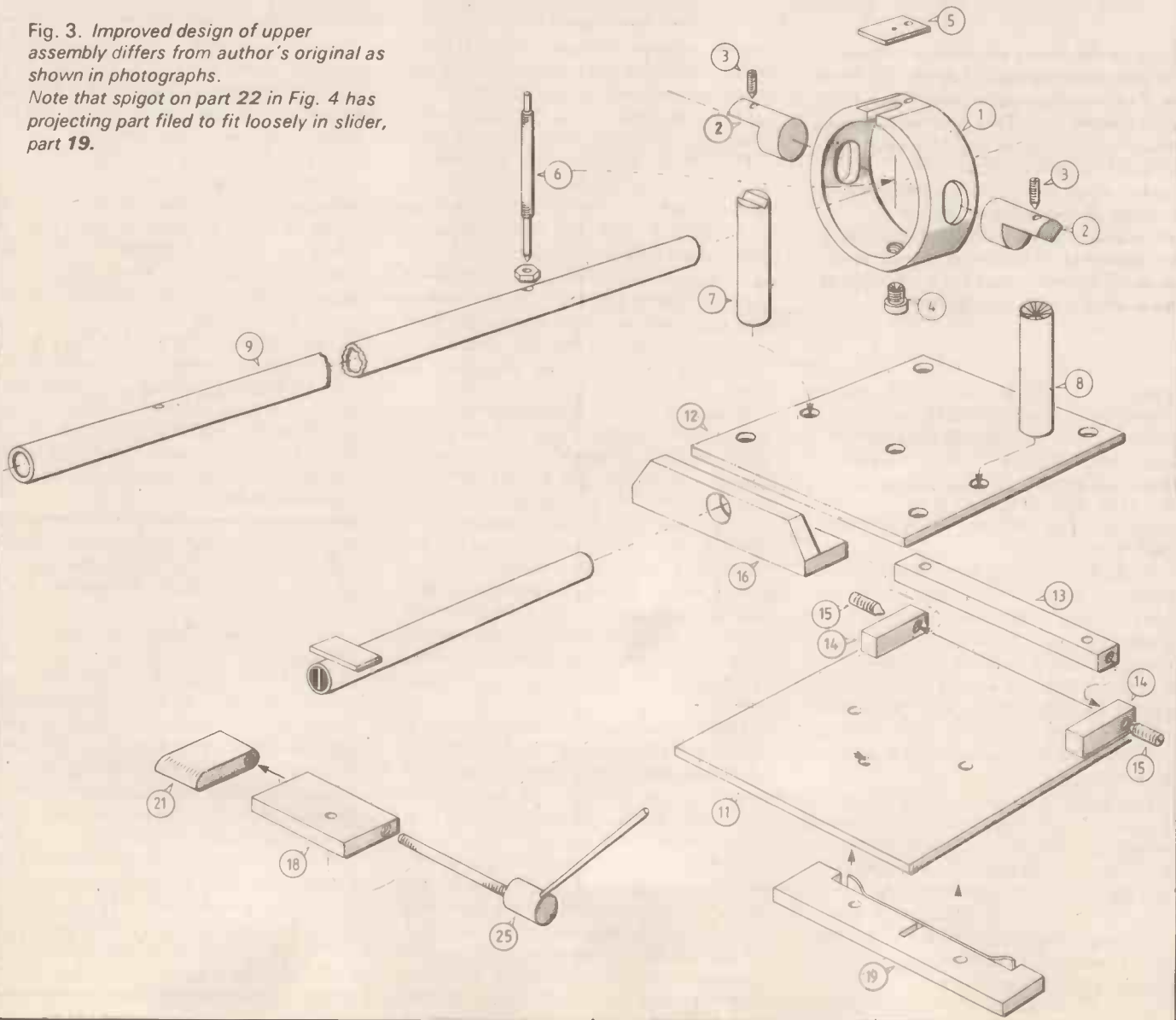
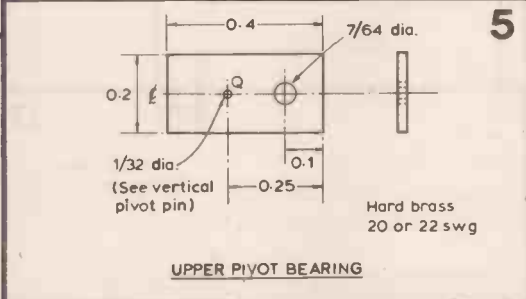
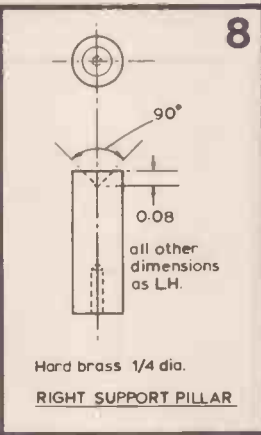
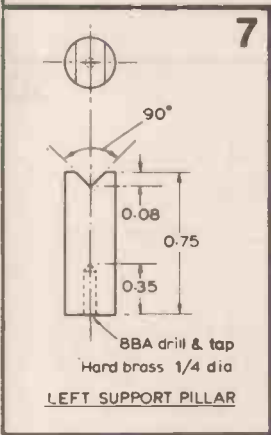
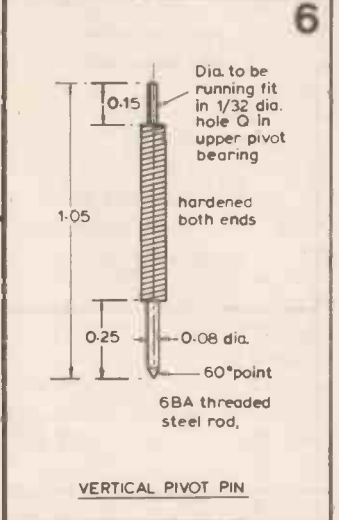
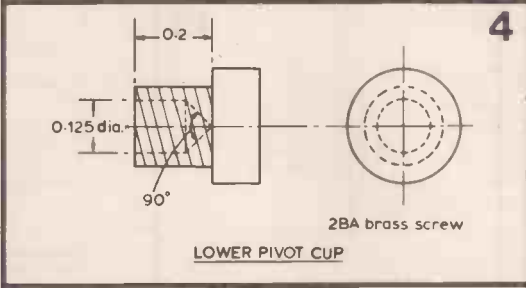
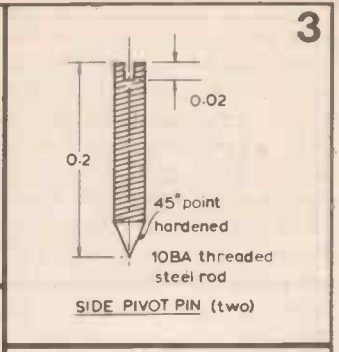
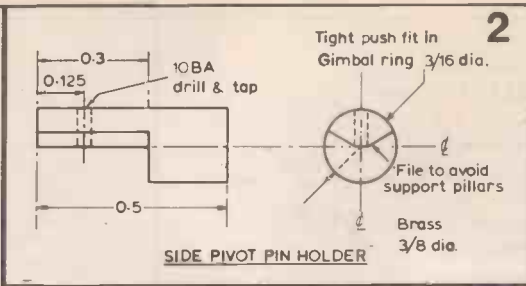
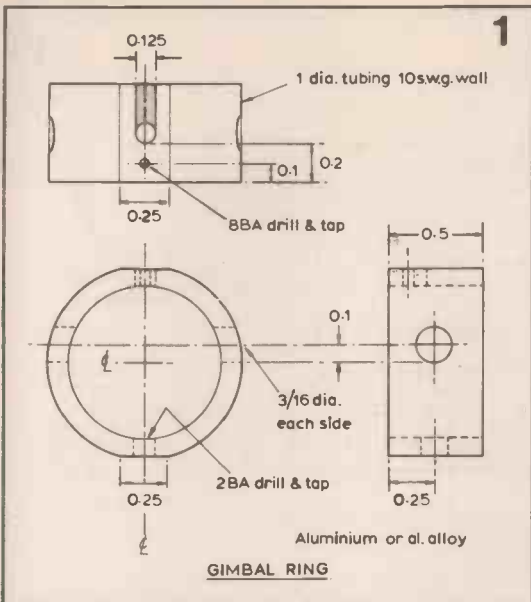


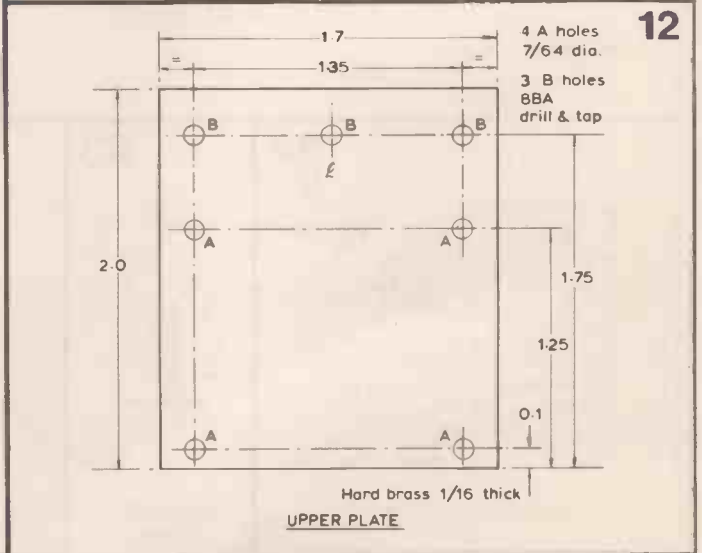
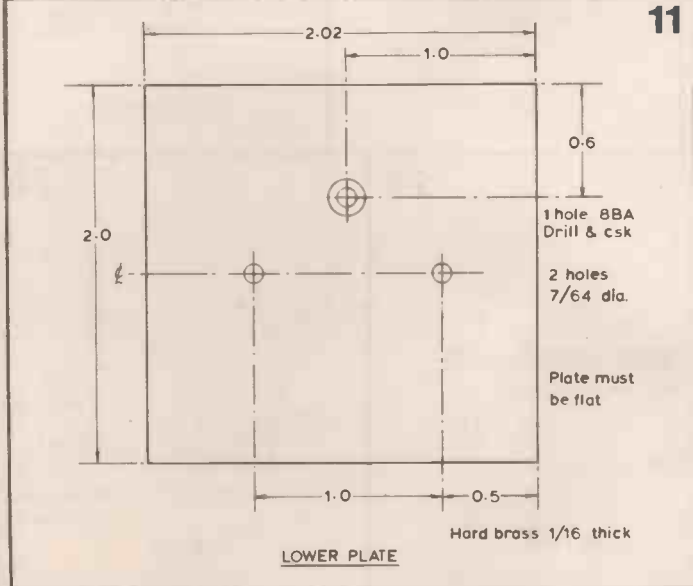
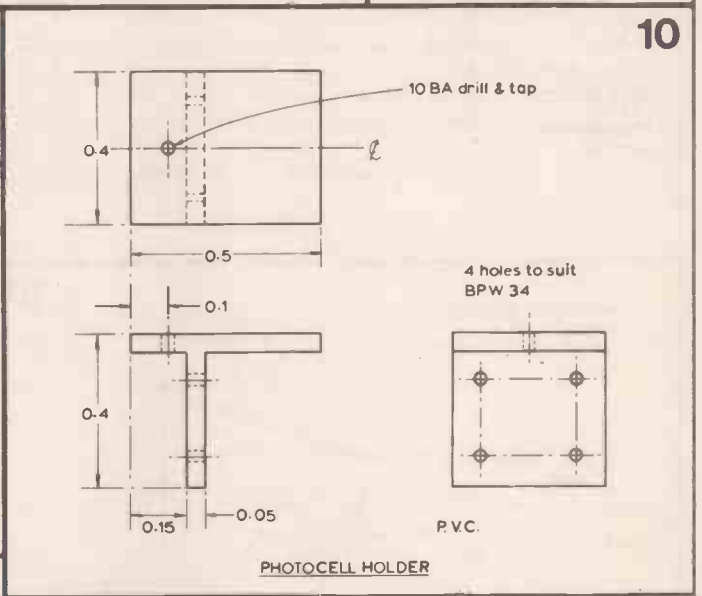
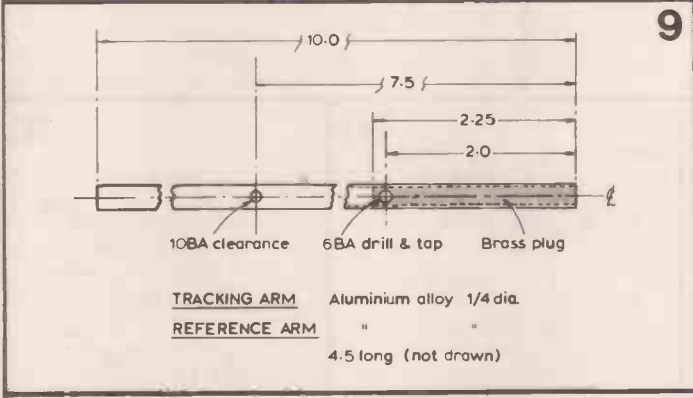
Fig. 4. Lower assembly comprised lead screw arrangements as shown, together with drive mechanism pictured in December issue.

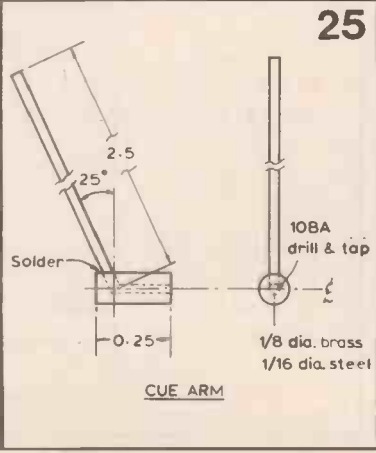
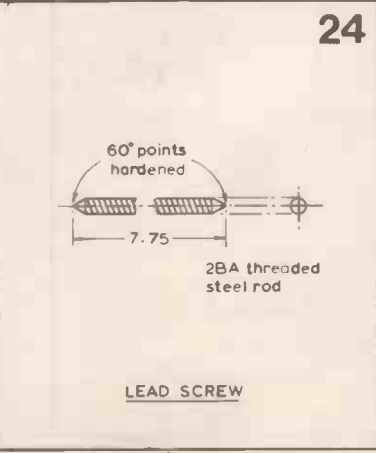
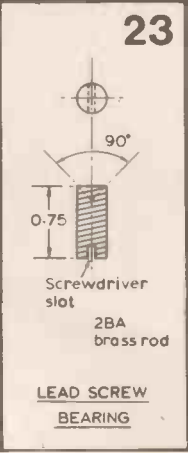
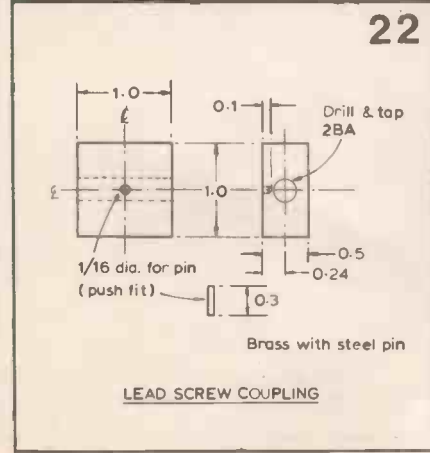
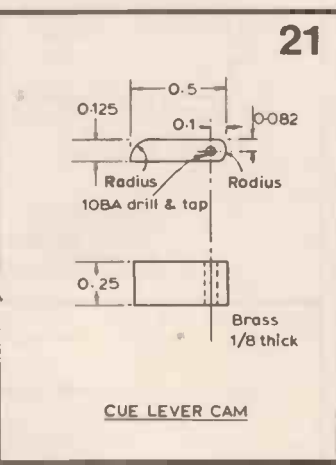
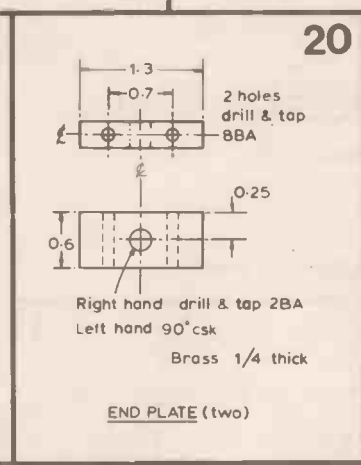
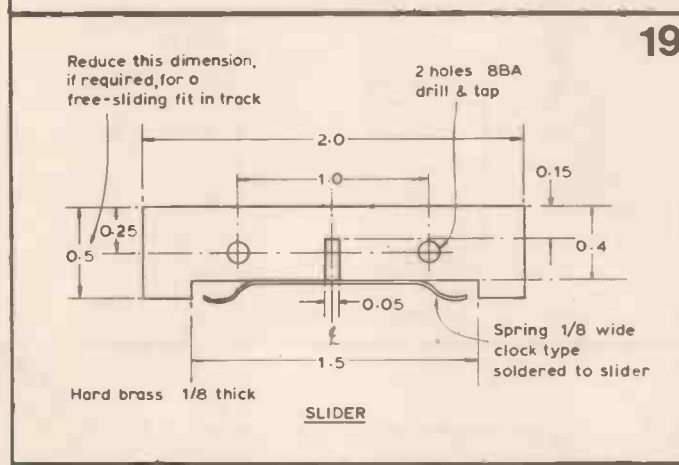
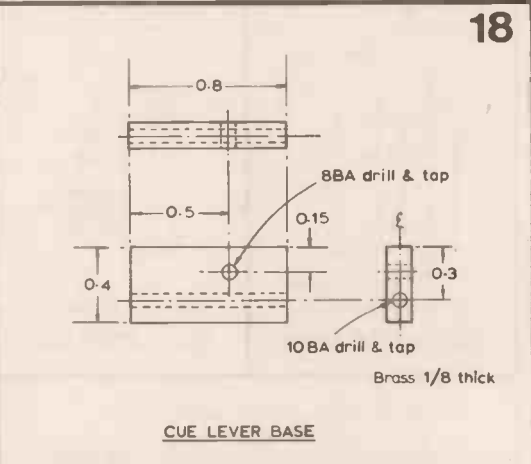
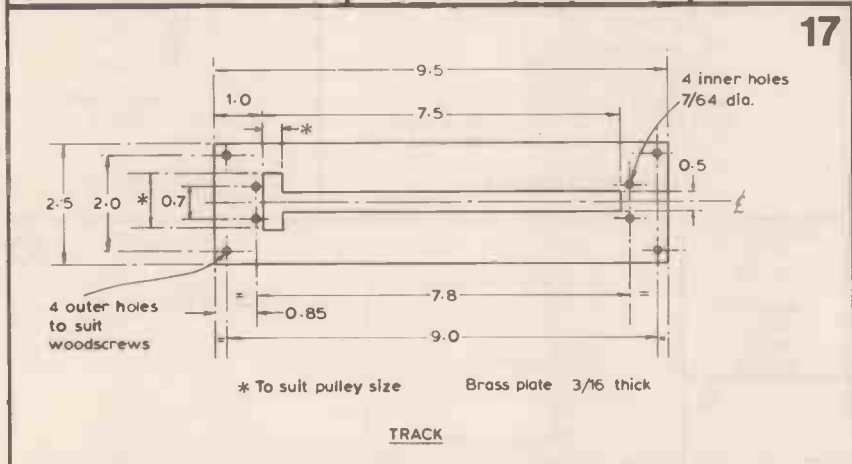
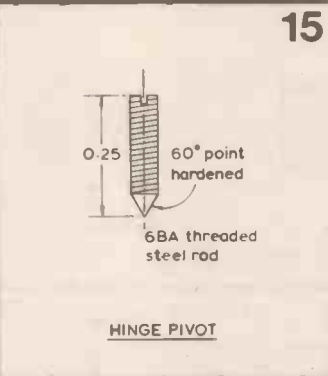
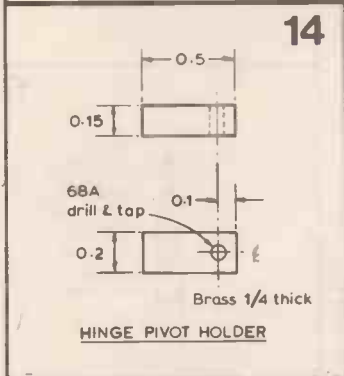
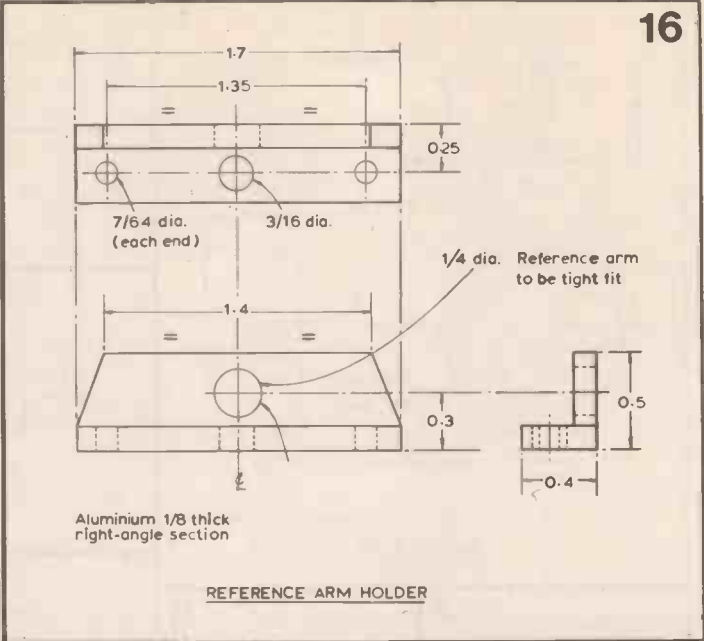
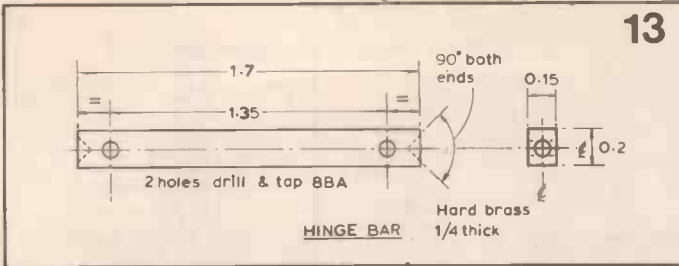
Fig. 3. Improved design of upper assembly differs from author's original as shown in photographs. Note that spigot on part 22 in Fig. 4 has projecting part filed to fit loosely in slider, part 19.





DIMENSIONS ARE IN INCHES
DRAWINGS ARE TO VARIOUS SCALES





Wiring to the cartridge, opto-switch and filament bulb is made with 3x45swg Litz wire. There seems to be no readily available alternative to Litz wire which is flexible enough for the job. The cartridge and opto-switch wiring is carried inside the tubular tracking arm, exits near the vertical pivot and is firmly clipped to the back of the upper platform. From here the cartridge wiring is kept apart and carried in p.v.c. sleeving to a 16 pin dual in-line plug and socket on the plinth. The opto-switch wiring is combined with the wiring from the bulb and carried in separate p.v.c. sleeving to the socket. This arrangement gives a neat and symmetrical layout and helps prevent the lead-out wires from fouling the gimbals.

The T1¼ filament bulb is rated at 24V 35mA and is run directly from the 20V supply. When under-run like this it has a very long life but does not emit much white light. This hardly matters, as the response of the BPW34 diode lies mainly in the infra-red and matches the bulb's output quite well. An infrared-emitting diode could probably be used instead. The efficiency of the reference arm tube can be improved by polishing the inside surface — bright aluminium has a high reflectivity in the infra-red register.

The T1¼ bulb is the only commonly available bulb which will insert into the standard ¼in diameter tube. It should not be free to move when in place, and wrapping a small piece of adhesive tape round the plastic body of the bulb will make it a firm push fit. Insert so that the filament is vertical.

The cassette motor used in the prototype drew 60 mA on normal play, rising only a few milliamps when running on full rated voltage, but drawing 500 mA when stalled. The output transistors need to be mounted on heat dissipators to avoid overheating when the motor is stalled; though stalling should never take place in theory, it is not unlikely during testing and setting up. Similarly, the short-circuit protection resistor in the BD135 collector circuit should be generously rated.

The relay used was a sensitive reed-switch type with a coil wound specifically for this circuit, but a standard 12V relay could be used in conjunction with a series ballast resistor. The 47kΩ adjustment potentiometer should be set so that in normal ambient light conditions and with the light slit off the face of the photodiodes, the relay will close. High ambient light conditions may swamp the diodes despite the shroud, and prevent the relay from closing. However this is never likely to occur if the unit is used sensibly, for example away from bright sunlight. A heavily-tinted or even light-tight cover on the record player is recommended.

The power supply for the turntable, servo motor and electronics is a 20V stabilized unit capable of giving 1A (my turntable required 350mA peak). As the design of the power supply is by no

PARTS LIST

Raw materials

No allowance has been made for wastage during machining.

½in 2BA brass screws
8in 2BA screwed steel rod
1in plain round brass rod 3/16in dia.
2BA brass screw
2½in 6BA screwed rod

½ x ¼in brass shim (say 20 or 22 gauge)
2in plain brass rod ¼in dia.
9½ x 2½in brass plate 3/16in thick
4 x 2in brass plate 1/16in thick
2 x 2 x ¼in brass bar

2 x 1in brass plate ¼in thick

2in of ⅛in clock spring
1 x 1 x ½in brass block
½ x ½in aluminium angle 2in length
10in alloy tube, thin wall, ¼in o.d.
5in alloy tube, thin wall ¼in o.d.
2½in plain brass rod, dia. to suit i.d.
¼in 10BA steel grub screws
1¼in 10BA steel screw (or 1/16in dia. rod)
¼in plain brass rod ½in dia.
Short length steel rod (1/16 dia.)
10BA screw to suit photocell holder
8BA ¼in brass screws
1in brass bar
½in length 10 gauge extruded aluminium tube 1in o.d.
Aluminium sheet, as appropriate

Aluminium shim, as appropriate

Other essentials


1mA meter movement
6V d.c. reversible electric motor, cassette deck type
Relay — see text
Two small lever-type microswitches
T1¼ 24V 35mA light bulb*
Chassis-mounting 16 dual in-line socket
Wire-terminating type 16 dual in-line plug for above
4 metres Litz wire*
Four pulley wheels to suit motor, lead screw, gears
Matched worm gears and shafts*
Matched pair BPW34 diodes*
Watch oil*

Raw materials and parts marked with asterisk are available from J. Biles. Send s.a.e. for list to 120 Castle Lane, Solihull, West Midlands B92 8RN. Suitable turntable and motor are available from Symot Ltd, 22a Reading Road, Henley-on-Thames, Oxon RG9 1AG

Identification

lead screw bearing 23
lead screw 24
side pivot holder 2
lower pivot 4
hinge pivot 15 and vertical pivot pin 5
upper pivot bearing 6
support pillars 7 & 8
parallel track 17
upper & lower plates 11 & 12
end plate 20, hinge pivot holder 14, hinge bar 13
slider 19, cue lever base 18, cam 21
slider 19
lead screw coupling 22
reference arm holder 16
tracking arm 9
reference arm
plug for tracking arm 9
side pivot pins 3
cue lever shaft
cue lever 25
cue lever 25

counterweight
gimbal ring 1
template, Fig. 6, & microswitch plate, Fig. 4.
slit & photocell holder



Suggested simplifications for reference arm hinge include avoiding cuts in top plate by making lower plate larger. Gimbal pivot pillars, shown rectangular on page 67, are more simply made from ¼in rod.

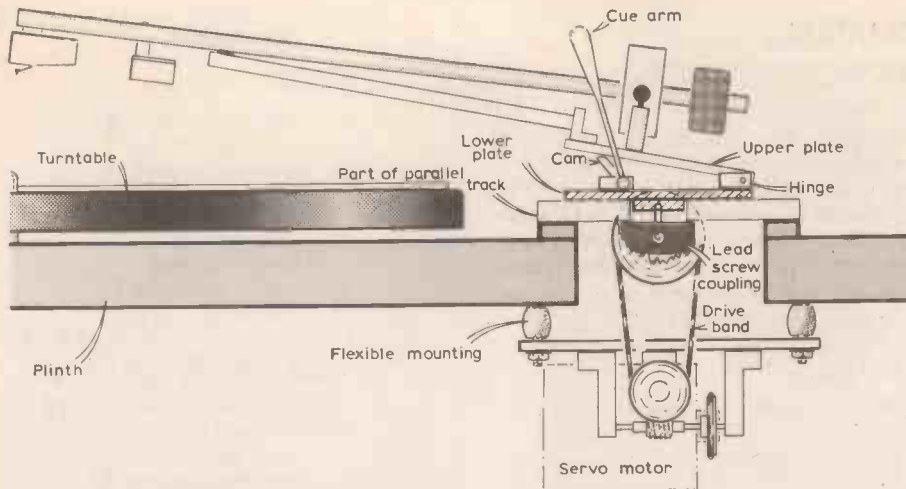


Fig. 5. Assembly details of motor and tracking arm. Lower portion are left to individual constructors. Upper assembly is detailed in drawings and Figs. 3 & 4.

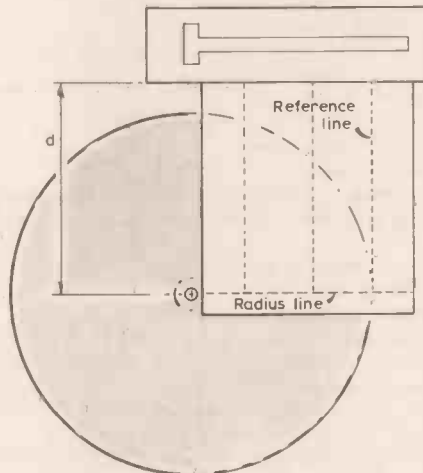


Fig. 6. When properly adjusted a tracking error of 0.2° is corrected in half a second. A set square is needed for scribing reference lines on an aluminium template at right angles to radius line.

means critical it is left to the discretion of the constructor. On the prototype, which had the mains transformer bolted to the plinth, it was found that mechanical vibration was finding its way to the tracking arm to give 50Hz hum. Mounting the transformer on rubber grommets cured the problem, but it is perhaps a better solution to have a power supply unit which is separate from the plinth. At least one commercial unit has adopted this approach.

Setting up

With the tracking arm fully assembled with cartridge and counterweight, raise or lower the vertical pivot to produce neutral equilibrium. The horizontal pivots can also be adjusted to help produce equilibrium, and then set in place with Loctite thread-locking compound. With the cartridge resting on a discarded record, the level of the opto-switch is now adjusted to be in line with the light beam, by means of the spacing washer (Fig. 1, part 1), which may have to be filed down or added to in order to achieve this.

A template to check the accuracy of tracking is essential. A sheet of thin aluminium is cut to suit Fig. 6, the

corners being checked against an engineer's set-square. Find distance d , which will depend on cartridge position, with the template resting firmly against the front edge of the parallel track. Scribe a radius line at distance d parallel to the front edge of the template, left to right, and then using the set-square scribe several lines for reference purposes at right angles to this radius. Adjust the reference arm by means of the screws securing it to the upper platform so that it is parallel to one of the reference lines on the template. Track the arm fast forward and check that the reference arm remains parallel to the various other reference lines. If there is a discrepancy, the parallel track is not straight, and should be re-filed; fortunately the eye has very good perception of parallelism. When this is satisfactory, and with the opto-switch disconnected, play a record, setting the voltage to the servo motor so that the tracking arm keeps pace with the record, very approximately. Note this voltage.

Now connect the opto-switch and with the record stationary and the sliding platform disconnected from the lead screw, bring the tracking arm parallel to the reference arm. The meter reading should now correspond to that

obtained with the opto-switch disconnected. If it is not then either the reference arm must be moved sideways to correct this (and then re-aligned of course) or the opto-switch must be moved in relation to the tracking arm.

As a final check, observe the tracking arm from above as it plays a record properly, and note the changes in meter reading as the servo-system corrects tracking errors. Now is the time to adjust the sensitivity by means of R_f and the maximum voltage to the motor (if necessary), by changing the 13V limiting Zener diode for a higher or lower value as required. The prototype was set to correct an error of 0.2 degrees in about 0.5 seconds, which I found to be adequate. The time taken depends not only on the sensitivity but on how hard one is prepared to drive the servo motor. The amount of noise and vibration generated is naturally small in motors designed for cassette decks, but in the prototype, which used a 6V motor, 5.5V was the optimum voltage, before noise from this motor overtook noise from the turntable motor.

S. G. Brown, F.R.S.

At the time of his death shortly after the end of the second world war Sidney George Brown F.R.S. had more than 1000 patents for inventions. These included the gyrocompass used by the Admiralty during the first world war, when they wanted to avoid adopting the American Sperry equipment; the tuned-reed headphones, which were so sensitive to weak signals that they were a standard issue for wireless operators; and a loudspeaker. Brown was the son of a family which had already won fame in the USA for proposing methods of preventing a repetition of the fire which destroyed much of Chicago in the eighteenth century.

Mr F. P. Thomson, biographer of A. D. Blumlein, is now preparing a biography of Brown. He would like to hear from people who knew the Brown family in the USA or worked for S. G. Brown or his company in Britain and who could give or lend papers, notes, photographs, etc. Mr Thomson's address is 39 Church Road, Watford, Herts WD1 3PY.

Editorial writer for Wireless World

Wireless World needs a new person on its editorial staff. Technical experience in electronics and/or communications and an ability to write are essential. The work is varied and includes writing technical news reports and other material, attending meetings, exhibitions, press conferences and other events, some abroad, and editing contributed technical articles. A good deal of freedom will be given to a person who shows ability and responsibility. Preferred age range 25 to 35. Write to: The Editor, *Wireless World*, Dorset House, Stamford Street, London SE1 9LU.

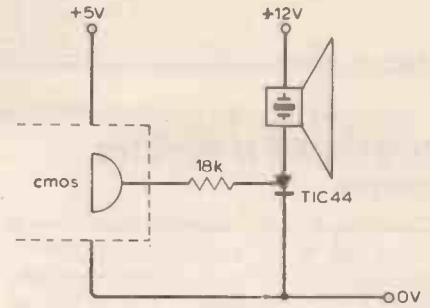
C.m.o.s. compatible piezo sounder

Piezo electric sounders are efficient and reliable devices which contain a ceramic transducer and a switching transistor. Although the average current drain is 50mA, the sounder functions as a class C blocking oscillator where the current is pulsed with a peak of 800mA.

It is difficult to switch such a current directly with c.m.o.s. or t.t.l. and a switching transistor would need a wasteful 50mA or so of base current to ensure saturation. Although v.m.o.s. transistors need no drive current they

are relatively expensive and have a significant saturation voltage. The simplest solution is a small thyristor which requires a maximum gate current of only 0.2mA. Because the anode current falls to zero between each pulse, the thyristor will turn off unless gate current is present. No gate to cathode resistor is required because a logic low output clamps the gate off.

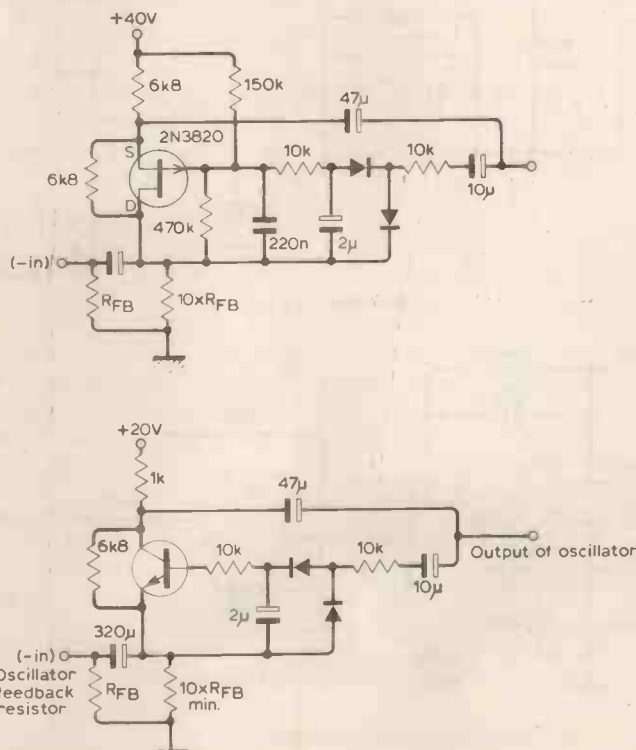
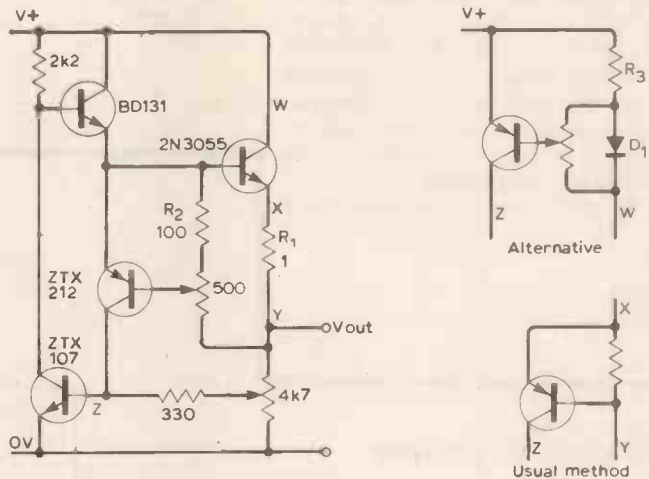
C. Stephens
Woodbridge
Suffolk



Variable current-limiting supply

This simple power supply offers variable current limiting from 10mA to 3A by using the pass transistor to offset the V_{be} of the protection transistor. Resistor R_1 can have any reasonable value and omitting R_2 allows unlimited maximum current. In the alternative circuit, R_3 and D_1 must be chosen for the maximum current required.

D. Rawson-Harris
Stockport
Cheshire



Thermistor replacement for oscillators

The R53 thermistor is often used in oscillator circuits to stabilize the output and reduce distortion. Unfortunately the device is reasonably expensive and intolerant of accidental power surges. This circuit provides a more stable output than the bridge driven rectifier previously published in *Wireless World*.

In the bipolar version the transistor and diodes can be any general purpose silicon types. The output level can be raised by connecting a Zener diode in series with the emitter. As the output of the oscillator is stabilized to $2.5V \pm 5\%$ it should be at least 3.5V r.m.s. before limiting.

If low distortion is important, a similar circuit with a f.e.t. can be used as shown. This does, however, require an oscillator output which at least equals $V_{gs(c)}$ i.e. 8V r.m.s. for a 2N3820.

R. Dynan
London

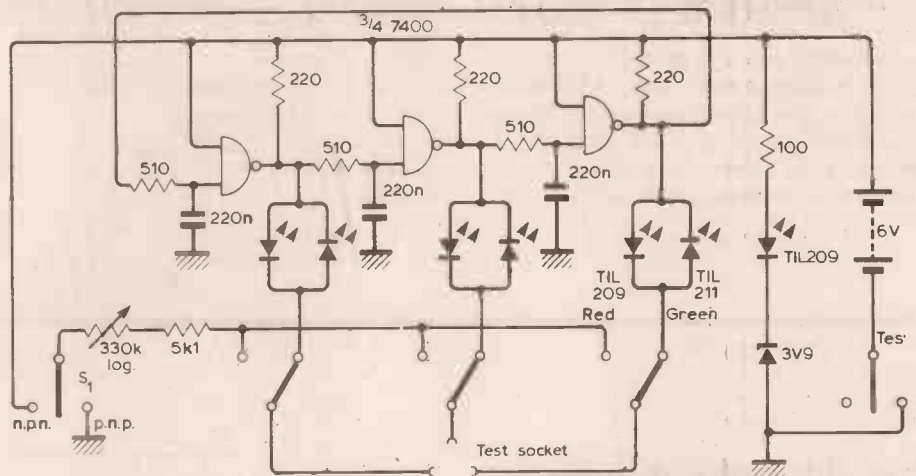
Continued on page 94

CIRCUIT IDEAS

Improved transistor tester

This transistor tester is based on a circuit by N E Thomas in the March 1977 issue of *Wireless World*. Any unknown bipolar transistor can be placed in the test socket and the transistor leads can be in any order. The ring of three oscillator produces a three-phase waveform which switches either two green and one red l.e.d. on for a n-p-n device or two red and one green for a p-n-p type. Other displays indicate a faulty device. By switching S_1 to the appropriate position, the base can be biased via the correct test socket. When this has been identified, increasing the base current by reducing the variable resistance turns the collector l.e.d. on first so all three leads are identified. Noting the position of the wiper and the brightness of the l.e.d. gives an indication of the transistors' gain.

M. Odyniec
Podlaska
Poland



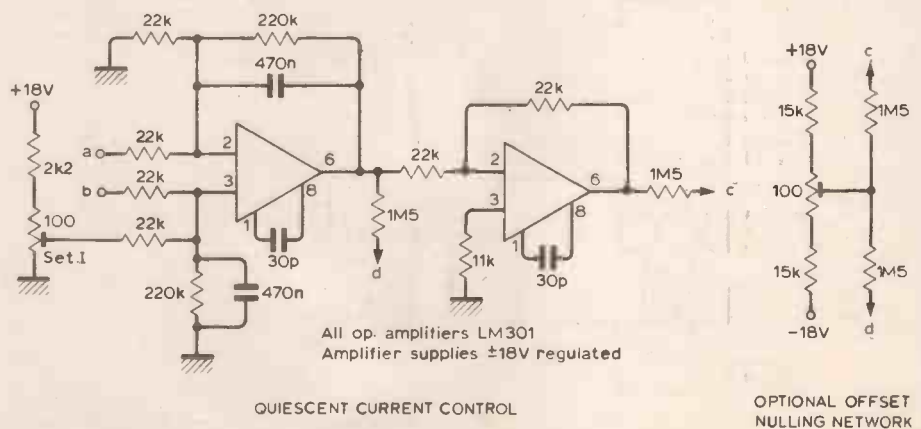
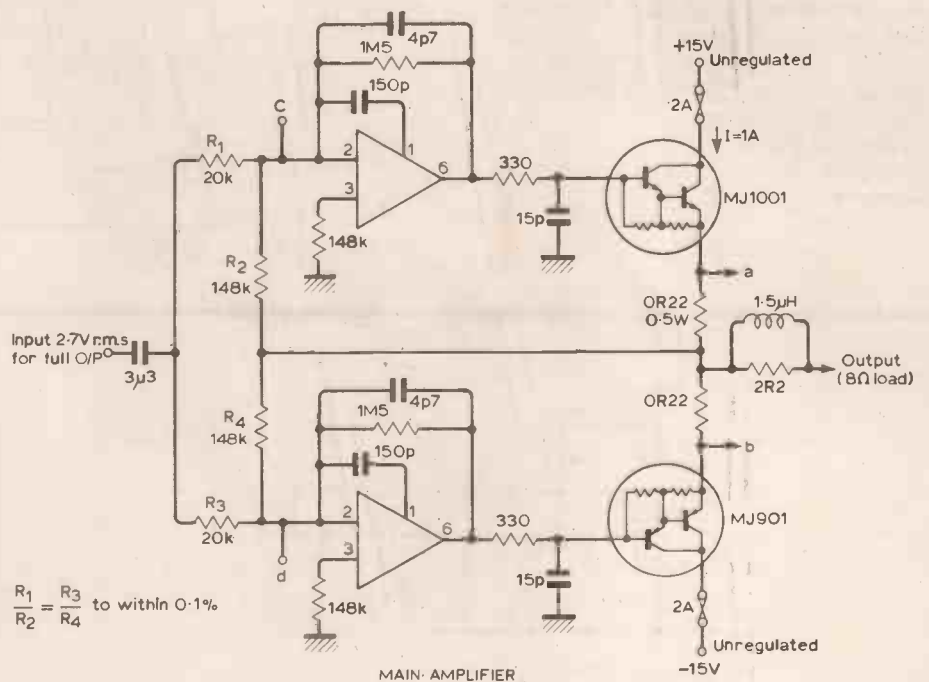
12W class A power amplifier

Almost all of the published audio power amplifier designs have had outputs in excess of 30W. However, there are still many applications where a high quality amplifier with less output is needed.

This circuit uses a class A output stage with feedback control of the quiescent current. Two independent amplifiers throughout simplify the circuit and provide a 3 dB improvement in the signal to noise ratio. The necessary trimming of resistors R_1 to R_4 can be achieved by temporarily connecting them in a bridge arrangement. Specification of the prototype is shown below.

Power output into 8Ω	12.5W
Frequency response (-3dB)	5Hz to 225kHz
Output slew rate	10V/ μ s
Distortion (5Hz to 20kHz, 0 to 10W)	< 0.02%
Hum (rel. full power)	-85dB
Noise excluding hum component	-103dB
Stability	Unconditional
Output offset without nulling network	15mV

N. Pollock
Victoria
Australia




QUIESCENT CURRENT CONTROL

OPTIONAL OFFSET NULLING NETWORK

Now, the complete MK 14 micro-computer system from Science of Cambridge

VDU MODULE. £33.75
 (£26.85 without character generator) inc. p & p.

Display up to ½K memory (32 lines x 16 chars, with character generator; or 4096 spot positions in graphics mode) on UHF domestic TV. Eurocard-sized module includes UHF modulator, runs on single 5 V supply. Complete ascii upper-case character set can be mixed with graphics.




POWER SUPPLY. £6.10 inc. p & p.
 Delivers 8 V at 600 mA from 220/240 V mains – sufficient to drive all modules shown here simultaneously. Sealed plastic case, BS-approved.



CASSETTE INTERFACE MODULE. £7.25, inc. p & p.


Store and retrieve programs on any cassette recorder. Use for serial transmission down single line at up to 110 baud (teletype speed), e.g. over telephone line, and to communicate between two or more MK 14s.



MK 14 MICROCOMPUTER KIT
 £46.55 inc. p & p.
 Widely-reviewed microcomputer kit with hexadecimal keyboard, display, 8 x 5 12-byte PROM, 256-byte RAM, and optional 16-lines I/O plus further 128 bytes of RAM.

Supplied with free manual to cover operations of all types – from games to basic maths to electronics design. Manual contains programs plus instructions for creating valuable personal programs. Also a superb education and training aid – an ideal introduction to computer technology. Designed for fast, easy assembly; supplied with step-by-step instructions.

PROM PROGRAMMER. £11.85 inc. p & p.
 Use to transfer your own program developed and debugged on the MK 14 RAM to PROM (74S571) to replace SCI0S monitor for special applications, e.g. model railway control. Software allows editing and verifying.



To order, complete coupon and post to Science of Cambridge
 Return as received within 14 days for full money refund if not completely satisfied.

To: Science of Cambridge Ltd, 6 Kings Parade, Cambridge, Cambs., CB2 1SN.

Please send me:

- MK 14 standard kit @ £46.55.
- Extra RAM @ £4.14 per pair.
- RAM I/O device @ £8.97.
- VDU module including character generator @ £33.75.
- VDU module without character generator @ £26.85.
- Cassette interface module @ £7.25.
- PROM programmer @ £11.85.
- Power supply @ £6.10.
- Full technical details of the MK 14 System, with order form.

All prices include p+p and VAT.

I enclose cheque/MO/PO for £ _____ (total).

Name _____


Address (please print) _____

Science of Cambridge Ltd

6 Kings Parade, Cambridge, CAMBS., CB2 1SN.
 Tel: 0223 311488.

WW/1/80

FROM HERE...



TO HERE...



NEED NO LONGER TAKE AN ETERNITY OR COST A FORTUNE

Time is money and with conventional custom designs, the process from the detailed logic design through to layout of the chip can take 6 to 9 months of total engineer involvement.

The following stages of mask making, prototypes, and test programmes still have to take place. In this age of rapidly changing technology, two years to production is an eternity in both commercial and economical sense. This is why GEC Semiconductors have developed the Cellmos system, which allows customers to benefit from special LSI designs with a much lower

starting fee and in a much shorter time.

Once we have approved logic diagrams, our computer will process the design through a series of programmes, which will layout the circuit onto the chip. The whole sequence will not take more than a few hours of computer and engineering time. The turn round time from the approved logic to samples is within 12 weeks. Hardly an eternity...

If you feel the Cellmos system can help with your problem, please write or phone our sales office for further details or even a demonstration.

GEC
SEMICONDUCTORS

GECS Semiconductors Limited
East Lane, Wembley
Middlesex HA9 7PP
Tel: 01-904 9303 Telex 28817.

LETTERS TO THE EDITOR

HURRAH FOR TELETEXT

May I, as a television dealer, air my views concerning teletext, which seems to have dominated Letters to the Editor in recent issues?

I feel the first point I must make concerns the letter from Mr Williams in the October 1979 issue. He complains on the one hand that there are not enough pages, and then goes on to add that if there were, he would not have time to read them all. Spelling and punctuation errors, he says, occur frequently but in my opinion they do not occur as often as in some newspapers.

Regarding access time, it takes on average 12 seconds for a page to appear, a little longer on Oracle — not bad for a system that has to ride piggyback on a few borrowed lines.

Teletext is not fading away as some people would have you believe. We dealers must take a lot of the blame for its slow start. My teletext customers are extremely pleased with their sets, which could be due to the fact that we spend over an hour demonstrating the full teletext facilities to them.

I keep wondering why some people wish to change the format of teletext. As far as I am concerned, it offers a very good and comprehensive service the way it is. Teletext sales are on the increase and I feel there is a healthy market developing for the future. So hands off our teletext service, it is the best thing in television for years!

R. J. Timms
Swaclincote
Burton-on-Trent

SIDEBANDS AS PHASORS

The opening remarks of J. M. Osborne's excellent article "Sidebands as Phasors" (September 1979) suggest that Bessel functions are necessary to show that the sidebands of a frequency modulated wave extend to infinity. This is not strictly true for their use is merely a mathematical convenience. The same result can be achieved using mainly traditional trigonometrical methods.

A general expression for a frequency modulated wave (see Terman's "Electronic and Radio Engineering", page 588) is:

$$e = A \sin(\omega_c t + m_f \sin \omega_m t)$$

where ω_c and ω_m are $2\pi \times$ the carrier and $2\pi \times$ the modulation frequency respectively and m_f is the modulation index. This expression can be expanded using the well known "sine-sum" formula to

$$e = A [\sin \omega_c t \cos(m_f \sin \omega_m t) + \cos \omega_c t \sin(m_f \sin \omega_m t)]$$

Thus the problem now turns on finding a simplification for the terms $\cos(m_f \sin \omega_m t)$ and $\sin(m_f \sin \omega_m t)$ and here we must depart into the realms of simple differentiation. Since x and cosine x can each be expanded in series form (see, for example, Saxelby "A course in Practical Mathematics", page 221) so that:

$$\sin x = x - \frac{x^3}{3!} + \frac{x^5}{5!} - \frac{x^7}{7!} \dots$$

$$\text{and } \cos x = 1 - \frac{x^2}{2!} + \frac{x^4}{4!} - \frac{x^6}{6!} \dots$$

Substituting $m_f \sin \omega_m t$ for x in these two series we arrive at two other series, one with odd powers of $\sin \omega_m t$, and the other with a zero frequency component and even powers of $\sin \omega_m t$. Each has related coefficients in powers of m_f .

The individual terms of each series can be further expanded into fundamental and harmonic components of ω_m . The even indices will produce cosine terms of even harmonics and the odd indices harmonic sine terms, the highest harmonic in a particular term being equal to the order of the index.

For example:

$$\sin^3 \omega_m t = \frac{1}{4}(3 \sin \omega_m t - \sin 3 \omega_m t)$$

$$\text{and } \sin^4 \omega_m t = \frac{1}{8}(3 - 4 \cos 2 \omega_m t + \cos 4 \omega_m t)$$

It is now necessary to collect together terms of similar frequencies and to consolidate their coefficients. We have to substitute these terms back into the original expansion where the cosine terms will be multiplied by $\sin \omega_c t$ and the sine terms by $\cos \omega_c t$. We are now on familiar ground where each term will resemble that of an a.m. wave. The terms will have the form:

$$(\cos \omega_c t) \cdot \sin p \omega_m t \text{ and } (\sin \omega_c t) \cdot \cos n \omega_m t$$

where p is an odd integer and n is an even one. The expansion of these two expressions results in:

$$\frac{1}{2}[\sin(\omega_c + p \omega_m)t - \sin(\omega_c - p \omega_m)t]$$

$$\text{and } \frac{1}{2}[\sin(\omega_c + n \omega_m)t + \sin(\omega_c - n \omega_m)t]$$

respectively.

These are, of course, the infinite sidebands of the frequency modulated wave. The carrier term will result from the zero frequency component arising from the expansion of the even powers of $\sin \omega_m t$ and it should be noted that it will have an amplitude depending on a complex function of m_f .

The method is laborious and it does not have the elegance of the more accepted method. However, it may appeal to students who have not progressed far with their mathematics — if they have the time and patience to pursue the complicated calculations. There may also be advantages when the modulating wave is not a simple sine or cosine function as, for instance, in frequency shift telegraphy, although the mind boggles at the intricacy of the ensuing manipulations.

A similar expansion can also be used for showing the infinite extent of the sidebands when phase modulation is employed.

S. F. Brown
Post Office Telecommunications
Rugby Radio Station
Warwickshire

CORRECTIONS

In the second part of J. M. Osborne's article "Sidebands as phasors" in the October issue, several errors occurred on page 68 in Appendices 1 and 2, for which we apologize to readers. In Appendix 1 the expression in the second line (for p.m. of carrier) should read:

$$a \sin(\Omega t + \theta \sin \omega t)$$

The second expression (seventh line) should read:

$$a \sin(2\pi F_0 t + \theta \sin 2\pi f t)$$

In Appendix 2 the first expression (for f.m. of carrier) should read:

$$a \sin(\Omega t + \frac{\Delta F}{f} \sin \omega t)$$

and the second expression (seventh line) should read:

$$a \sin(2\pi F_0 t + \frac{\Delta F}{f} \sin 2\pi f t)$$

Also in Appendix 2 the expression in the middle column of p. 68 for the maximum rate of swing in terms of frequency (11 lines from top of column) should read:

$$2\pi \Delta F = \theta 2\pi f$$

— Editor.

WHAT IS AN ELECTRON?

Neither Dr Theocharis nor Professor Jennison appears to understand the aim of modern physics (Letters, October). This is to discover and systematise useful descriptions of the natural universe as we observe it in experiment. Those descriptions are invariably mathematical and some of them are carefully bounded. Professor Jennison has proposed a model and time alone will show whether or not it is useful. Particle-wave duality must be one of the classic paradoxes and it remains unresolved. Dr Theocharis thinks that most physicists actually believe in a real Jekyll and Hyde electron. Professor Jennison actually appears to do so—and that is his prerogative.

Most modern scientists will be happy to leave these two to fight it out. Paradoxes arise through the inadequacy or incompleteness of mathematical descriptions but that does not itself invalidate those descriptions. One must simply tread carefully in making use of them.

D. A. Ross
Poynton
Cheshire

CITIZENS' BAND AND THE LAW

In November a correspondent criticised you for "supporting" the illegal use of c.b. radio, and his criticism was based on the belief that law-breaking is automatically wrong in any circumstances. Is lawbreaking automatically wrong? Let us hear some eminent views.

J. J. Rousseau, 1762: "The inflexibility of the laws, which prevents them from bending to circumstances, may in certain cases make them injurious, and bring about in a time of crisis the ruin of the state."

Edmund Burke MP: "It is not what a lawyer tells me I may do, but what humanity, reason, and justice tell me I ought to do."

J. S. Mill, 1861: "There is no ethical creed which does not temper the rigidity of its laws by giving a certain latitude . . . for accommodation to peculiarities of circumstances . . . it seems to be universally admitted that there may be unjust laws, and that law."

consequently, is not the ultimate criterion of justice."

"There are different degrees of obedience and it is not every degree that is commendable. Only an unmitigated despotism demands that an individual citizen shall obey unconditionally every mandate of persons in authority.

Bertrand Russell: "Individuals who opposed received opinions have been the source of all progress. . . . Without rebellion mankind would stagnate and injustice would be irremediable."

C.B. is not illegal because it's wrong but only because the constitution has virtually ground to a halt under the strain of modern life. Within government it is mainly the unelected bureaucrats who are against c.b. and neither the Home Secretary nor the Commons has had time to examine the issue closely because of more pressing matters.

So the bureaucrats rule by default. In respect of this and most other matters we are ruled by what J. S. Mill called "the obstructive spirit of trained mediocrity." This is not democracy; it is not even elective dictatorship; it is pure tea-cup tyranny; and in a tyranny it is morally right to break the law because of the absence of democratic procedures for changing the law.

Mr Pearson says that he is opposed to modification of law by blatant disregard for it, but he fails to understand that the only reason the law is being modified in this way is because there is, in practice, no other way.

C.B. is only one of many issues which are clamouring for the attention of an overburdened parliament. (For an example of another issue see the remarks of Dr Budworth, News, August 1979, p. 41.) The threat to the rule of law does not come from *Wireless World* but from the lack of parliamentary time to deal with these matters. This problem does not exist in federal countries like Australia and Switzerland; it need not exist here.

The more support that respected journals give to the fight against the tyranny of centralism the sooner that tyranny will be ended and the sooner respect for the law will be restored.

Carry on *Wireless World!*
S. Frost
Dunysyre Lanarkshire

COMMENT IS POLITICAL

I have read *Wireless World* for more than 25 years and paid for it out of my own pocket as, unlike many readers, I do not have the subscription paid by my company. During this period it has served me well and I shall be forever grateful for the technical help and guidance it has provided me with. There have also been delightful moments of humour which have helped to demonstrate that technical people can be human.

However, recently I have noticed a tendency to knock the establishment - whatever flavour it might be. I consider the inclusion of political rhetoric out of place in a journal of the calibre of *Wireless World*: your November editorial was particularly distasteful to me. I take *Wireless World* for many reasons but they do not include being subjected to the political bias of the editorial staff, both in editorials and general content.

Please, Mr Editor, can we return to an apolitical journal - crusades I can accept but political bias no.

J. Greenwood
Chelmsford
Essex

DIGITAL FILTERS

It is with great interest that I have been following the *Wireless World* articles on digital filters ever since the original article by Rees¹. Having programmed the RC low-pass filter on my H-P calculator, I would like to draw attention to a problem that seems to have been overlooked concerning the testing of these algorithms.

As the algorithm is basically derived from the impulse response via the Laplace transform method, the user is tempted to test it by applying a unit step, and feel satisfied when the desired exponential response is obtained. However, the filter cannot operate meaningfully on any frequency above the Nyquist frequency, while any impulsive type of test signal contains a large proportion of its energy in its high frequencies. Thus the only acceptable test signal must be one containing no harmonics beyond a certain frequency.

When a sine wave was used to test the RC filter it was found to be phase advanced by an amount corresponding to half of one time increment. The amplitude error was 0.16% when there were 10 samples per cycle and the period was equal to RC. To correct the time error a sliding mean was applied. Each sample was meaned with the previous sample before being used (see Fig. 1). The sliding mean can be considered as another filter with a rectangular impulse response whose first frequency null falls upon the sampling frequency (see Fig. 2). The equivalent geometrical procedure is to interpolate the samples as shown in Fig 1. Even so the procedure is not entirely satisfactory as odd multiples of the Nyquist frequency are only attenuated, not removed. The interpolated sine wave had negligible phase error but the amplitude error had increased to 3.5%.

The process is equivalent to using an almost ideal filter on the interpolated

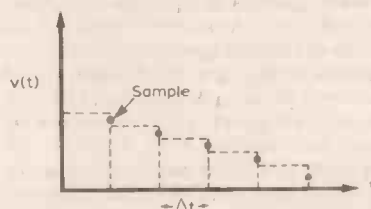


Fig. 1. Replacement of $v(t)$ with $\frac{1}{2}(v(t) + v(t + \Delta t))$.

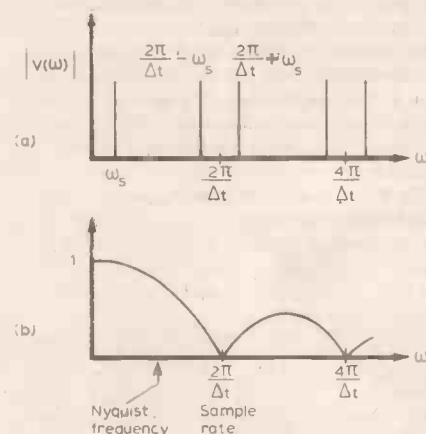


Fig. 2. (a) Spectrum of sampled sine-wave frequency ω_s . (b) Frequency response of sliding-mean pre-processor.

waveform and then sampling the output at the original sample rate. Presumably a more sophisticated pre-processor such as for example a filter with a Gaussian impulse response would reduce errors due to residual harmonics.

In conclusion, and as Ham² points out, aliasing of the input signal is to be avoided if at all possible. Thus, at least for instrumental data there is no entirely satisfactory substitute for an analogue anti-aliasing filter to be applied before any digital processing. For synthetic test data, some digital pre-processing is needed to reduce unwanted harmonics. It seems that digital filters are not necessarily as simple as has been implied in your articles.

W. Gray
Farnborough
Hants

References

1. V. J. Rees, "Digital filter design", *W.W.* Oct 1976 and subsequent correspondence.
2. P. A. L. Ham, "Simple digital filters," *W.W.* July 1979.

PROGRAMMABLE NOTES FOR MUSICAL INSTRUMENTS

Your correspondent M. Robins (November letters) does not seem to be aware that the scale of tuning proposed in his letter was in fact discarded some 250 years ago. Until this time 'just' temperament tuning was the standard, but, as M. Robins says, the problem is that a piece of music sounds very different when played in different keys, some keys being unusable. Bach was a great promoter of 'equal' temperament tuning and composed his 48 Preludes and Fugues as proof that all keys could be used with this tuning method. He even called these pieces "The Well-tempered Clavier". Incidentally, even in 'equal' temperament tuning certain keys sound 'brighter' than others. This is a well known fact amongst musicians who would also consider going back to 'just' temperament very much a retrograde step.

Richard Waters
Leighton Buzzard
Beds

POYNTING VECTOR

Apparently many people find the concept of displacement current useful and some find it distasteful. Not being a member of either group I would normally be prepared to continue as a passive spectator of the fascinating correspondence which has been stimulated by the recent articles on the subject; after all, no-one is suggesting that $\partial D/\partial t$ should be struck out from Maxwell's equations, and presumably no-one is insisting that everyone must believe that there is any physical reality in a current which is said to flow in empty space where there is nothing to carry it (and nothing to be displaced). I would even leave it to others to point out that in Fig. 4 of "The history of displacement current" in your March issue the current i will vary continuously between B and B', as is the way

with transmission lines, so if you want a continuous "current" you do need a displacement current, not localised at B, but distributed along the length of the transmission line.

However, the excellent iconoclasts Catt, Davidson and Walton have spurred me to action by their uncharacteristically unquestioning use of a concept/mathematical construct which is far less harmless than displacement current, namely the Poynting vector or "energy current" $\mathbf{E} \times \mathbf{H}$. A single example will show what I mean. Suppose I take a battery and connect it to a lamp by a pair of good thick metal wires. Since the electric field is negligible inside the wires the Poynting vector is too. In fact the Poynting vector is mainly localised in the space surrounding and particularly between the wires. By examining the Poynting vector one can validly draw the conclusion that energy flows from the battery to the lamp. One could even, in principle, integrate the Poynting vector over a surface containing the battery or the lamp, but not both, and calculate correctly the rate at which energy flows from the battery to the lamp, but one would be allowing oneself to be blinded by one's own mathematics to deduce from the fact that the Poynting vector is partially zero in the wires and is at a maximum between the wires that the energy flows mainly between the wires and not to any appreciable extent through them.

In case anyone does believe that even in this case the Poynting vector represents a physical energy flow I propose the following experiment. First, interpose a metal screen between the battery and the lamp, insulated from the wires themselves, but fitting as closely as possible, so as not to leave more than the tiniest space for the Poynting vector to squeeze through. Note the effect (if any) on the amount of energy which gets to the lamp. Now take away the screen and make a break (just a little one, mind) in one of the wires. Again, note the effect on the amount of energy (if any) which gets through. A similar experiment could be carried out on telegraph lines, at some inconvenience to the public. If the Poynting vector really represents a flow of energy, the screen should have more effect than the break. After all, what do we mean when we say (if we do) that the energy flows between the wires rather than through them, other than that if we wish to obstruct the flow of energy we would do better, to a first approximation at least, to insert a barrier where the energy flows than where it does not flow.

Perhaps it is time someone did a hatchet job on the Poynting vector along similar lines to that of Catt, Davidson and Walton on displacement current, with the hoped-for result being that it is cut back to its proper size, not that it is necessarily cut out completely. It may be less entertaining (surely not if the same team could be persuaded to take on the job) but the usefulness in actual practice would arguably be greater.

C. M. K. Watts

Western Electric Company Ltd
Woodford Green
Essex

The authors reply:

The last sentence of Mr Watts's first paragraph shows that he does not understand the mechanism for a TEM signal travelling undistorted between two perfect uniform conductors.

We should however applaud, not con-

demn, those who come out in the open and discuss electromagnetic theory even though their grasp of the fundamentals is weak. CAM Consultants have found that those professors and text book writers who are hiding from the present dialogue, although their professional duty would direct them otherwise, are more ignorant than Mr Watts and the other brave men who are rushing in to the vacuum. CAM Consultants challenge professors of physics and electronics to come out of the undergrowth and start earning their salaries by discussing the fundamentals of electromagnetic theory.

Returning to para. 2, if Mr Watts bares his chest to the sun, does he believe that the electromagnetic energy (light) burning his skin is travelling from the sun to him down conducting wires, or through a dielectric?

Paragraph 3 is very instructive. (Why must he leave the "tiniest space"? Why leave a space at all if the conductor is what it is all about?) Our book *Electromagnetic Theory Vol. 2* discusses such situations thoroughly, on pages 245 and 319 and elsewhere. Referring again to his second sentence, conventional transmission line theory lets us calculate the mechanism by which energy current rapidly builds up to a high flow rate through a small gap as a result of repeated reflections. The argument somewhat resembles that in the appendix to our article in the December 1978 issue. If in his second sentence, the screen hugs the conductors for a long length (say one mile), creating a long section with very low characteristic impedance, transmission line reflection theory correctly tells us that energy flow from battery to lamp is delayed. More conventionally, this delay would be thought of as an RC time constant, the C being the narrow gap between conductor and screen for the very long distance. Referring to his sentence 3; once the tiny break in the conductor (which Heaviside called an obstructor) is made, energy current flows through the break and out into the vast space beyond. This space presents a rapidly increasing (characteristic) impedance, causing all the outgoing energy current to be reflected back through the break into the narrow channel through which energy was previously gliding calmly (at the speed of light) from the battery to the lamp. After the initial disturbance of the steady state caused by the breaking of the conductor (obstructor), the lines of energy current gradually, through the mechanism of reflections, settle down to a new pattern where energy (of the same amplitude as before the conductor was broken) flows out of the battery to the gap in the wire, there to be fully reflected back into the battery, in a "continual dance of energy" which Carter dismissed as absurd but CAM Consultants do not. (The *Electromagnetic Field in its Engineering Aspects*, by G. W. Carter, Longmans 1954, page 321.) If however the break made in the conductor is extremely narrow (and long), it will take time for its existence to become apparent. Very traditionally, this very narrow, long gap in the conductor would be regarded as a capacitor. We should regard it as a transmission line of very low characteristic impedance.

Dealing with his third para. in a lighter vein, one is urged to suggest that it is the "phlogiston" in a balloon material which keeps it doing its job. The absurd theory that it is the air pressure in the space inside which maintains a balloon's femininity can easily be disproved by making a tiny hole in the balloon; too small to let the air out but large enough to collapse any imagined air pressure

inside. Alternatively, we can show that the goods travelling in a railway system travel *inside* the rails, or an obstruction across between the rails, *nearly* touching the rails; close enough to leave too little space for the train wheels to get through. This will prove that goods are really piped along *inside* the railway lines and it is absurd to think that the lines merely guide the flow of merchandise.

When all is said and done, however, the acid test is the question of whether the velocity of propagation of the energy (/electric) current is a function of the characteristics μ , ϵ of the dielectric or of the conductor. When a seagull (or merely the reflection of a seagull) glides along above (/below) the surface of the water, does its speed depend on the nature of the air or of the water?

I. Catt, M. F. Davidson, D. S. Walton

"TRIVIAL" AMPLIFIER DESIGNS

I find it quite incredible that *Wireless World* should see fit to publish yet another article describing amplification equipment for domestic sound reproduction, in which purely academic distortion levels are pursued virtually for their own sake. The author states that he designed the amplifier with a view to its being "competitive with current commercial designs." Can this really be an altruistic aim? In my experience the second and third harmonic distortion audibility threshold (even where skilled sound engineers and producers are concerned) is in the region of 0.1%. Given that this is so, then an amplifier with second and third harmonic distortion not in excess of 0.1% over its entire bandwidth should sound as good as one with 0.0002% second harmonic distortion, all other factors being equal — entrance slew rate limitations, overload effects, audibility threshold of high harmonics, et al.

A multitude of exotic schools of thought currently abound to extol the 'sound' of polypropylene capacitors, special loudspeaker cables, discrete circuitry, valves, f.e.t.s, 'real time' amplification, 180V/ μ s slew rates, passive equalisation, minimal overall feedback, etc. I challenge *Wireless World* to seek out the truth of this mysticism, rather than to present conventional designs ad nauseam. I wish to state that I in no way whatsoever wish to depreciate *per se* the designs presented by Douglas Self and B. J. Codd, but rather to suggest that whilst their engineering approaches are interesting, they are really grossly trivial in a world where the allowable second harmonic distortion on a studio tape machine is of the order of 3%, where 70% of record pressings are defective and electromechanical transducers from the cutting head to the loudspeaker are as yet imperfect.

To exemplify: I have recently built Douglas Self's Mk 1 advanced preamplifier design using TDA 1034N op-amps. Using horn-loaded loudspeakers and Crimson Elektrik amplifiers in a tri-amplified configuration, I perceive no difference. I am still waiting for my friends to say "Your equipment sounds different." The chances are high that your recently acquired records were mixed in the studio on desks stuffed with 'nasty' op-amps and transformers. Need I say more?

Ben J. Duncan
Tattershall
Lincoln

THERMIONIC DEVICES

I know of nothing more likely to start an argument between historians than that of throwing into the ring a seemingly innocuous statement such as "... no doubt that Fleming's diode ushered in the thermionic valve era ..." (November 1979, p.94).

Dare I suggest that Edison's patent of 1884 (nothing to do with wireless of course) covered a most practical application of thermionics to the control of a generator? For all I know this may also have been the first thermionic closed-loop servo-mechanism to be described. But Edison was very busy inventing hundreds of other things, and can perhaps be excused for not applying his "so-called" effect to wireless, the phonograph, moving pictures etc. as well.

What is most puzzling is that Fleming was apparently so slow off the mark — a whole 20 years before the penny dropped! Of course he had been fairly busy around 1900 combining the more recent ideas of Tesla, Thomson and Marconi into the Poldhu transmitter, a very substantial engineering task; and this may have diverted his mind from developments in Germany, such as Wehnelt's lime-coated thermionic filament also published in 1904 which was incorporated into the Braun-Wehnelt cathode ray tube of 1905. (The same Braun, of course, who later shared a Nobel prize with Marconi.)

In the event it must have been a little humiliating for Fleming that there was not more interest in his thermionic diode (though it may have stimulated the invention of the crystal detector). The reasons were that the carbouundum detector was simpler and more rugged and the Marconi magnetic detector needed no battery. Thermionics really took off in a more obvious fashion about a decade later, with the advent of better vacua and other technical improvements. In fact, it became important enough for litigation over rights; and though neither side seemed to emerge with much of value, the ruling did confirm Fleming's legal title to his (rather gassy) diode valve.

Desmond Thackeray
University of Surrey
Guildford

MICROPROCESSOR PERIPHERAL ICs

A problem exists in the design of circuits using the latest microprocessor peripheral i.c.s. I would like to suggest a solution which, although using one more pin of the package, would require little complication of the i.c.

The problem is evident when several such peripherals interface to the same data bus, and this bus includes one or more sets of bi-directional bus buffers. In order to ensure that these buffers are always driving in the correct direction, the logic designer finds himself duplicating circuitry that must already exist inside the i.c. Some peripheral chips put data on the bus for up to one of three different reasons. To determine the direction of the relevant bus buffer, all these states must be decoded, and ORed together, along with similar lines from other peripheral chips on that section of the bus.

My suggestion is that a 'drivers active' function be brought out to a pin of each bus-interfacing device. Relevant bus buffers could be turned around by a simple OR of these few signals. Even greater simplicity

could be achieved if the 'drivers active' lines were open-collector types, a wired-OR then being possible.

I feel sure that this line would also be useful in the debugging phase of microprocessor support circuitry where problems of bus conflicts and floating buses may have to be resolved.

E. J. Board
St Albans
Herts

PRE-AMPLIFIER WITH NO T.I.D.

Potential builders of the Miloslavskij passive de-emphasis preamplifier (August issue) might like to note that its RIAA network is grossly in error. Correct design formulae for passive de-emphasis can be found in the literature.^{1,2}

Stanley P. Lipshitz
University of Waterloo
Ontario, Canada

References

1. Livy, W. H., Disc replay equalizers. Letters to the editor, *Wireless World*, vol. 63, January 1957, p.29.
2. Lipshitz, S.P., On RIAA equalization networks, *J. Audio Eng. Soc.*, vol 27, June 1979, pp458-481.

ELEMENT OR DIAMOND?

While experimenting in television during the "mechanical" period, I realised that the accepted theory of the "picture element", based on the chessboard idea, is a fallacy. I found that a continuously moving spot cannot resolve a picture detail as small as itself; it smudges along the traced line, generating a maximum frequency only two-thirds that calculated by the element-based line-standard formula. This was proved by the failure of the "low definition" broadcast to reach the frequency of 13kHz, the theoretical maximum for a picture with 2,100 elements (30 lines with aspect ratio 3:7) at 12½ pictures a second. Only about 9kHz was achieved, yet the same erroneous formula was employed for the 405-line transmission, and is still the basis of the 625-line standard. "Line" still means "line of elements", with line-pitch "elemental".

My letter in *Wireless World* for July 1961 explained how practical engineers, with a calculated "high frequency" definition to achieve, focus spot-size to half-elemental (4/9) by reducing spot diameter to two-thirds of line-pitch. This is easily proved on any monochrome screen by reducing picture height until the traced lines touch; the closed up lines leave about one-third of the screen dark.

I eventually found a spot shape which forms no visible structure, however large the spot: the "playing card" diamond. Cutting experimental discs (thin black card was adequate) I turned the original square "elemental" aperture on end, then extended it transverse to the scan direction, reducing it along the scan. Each field traced double-spaced lines (which just touched), and alternate lines "interlinked" their lines by half-overlap both ways. Diamond scan exposure tapers uniformly about line-centre, so two interlinking lines conceal structure. The line-free complementary scanning allows diamond size to be chosen for desired defini-

tion only, with resolution enhanced by the reduced scanning depth of the diamond.

The ideal "diamond" focus may be impossible electronically, and would be wasted on a 625-line picture. A close approximation is possible by extending the existing half-element spot vertically to points, while compressing it horizontally. The resulting pointed oval, resembling the contracted pupil of a cat's eye, would raise resolution to the standard's limit.

Astigmatic focus has been tried but the "elemental line" taboo seems to have prevented any attempt at elongating the spot sufficiently to achieve complementary overlap. This inexpensive focus correction at camera and receiver would improve definition and remove all trace of visible structure from our screens.

A. O. Hopkins
Worthing
West Sussex

JOHN SCOTT-TAGGART

Your brief, but nostalgic, obituary on John Scott-Taggart (p.55 October 1979) recorded his prowess as an engineer. In his earlier days he was also a formidable showman. From the mid-twenties to the early thirties, thousands of experimenters were persuaded that the 'ST' series of circuits had supernormal powers.

The celebrated 'ST100' offered plenty of scope for compulsive twiddlers, with two tuning capacitors, plug-in coils with variable coupling, filament rheostats and a cats whisker. Although it was an essentially simple reflex arrangement, Scott-Taggart showed real originality in circuit-diagram presentation. Scorning ordinary logic in layout, he produced bafflingly devious links.

One of the figures I have sent you is copied from an 'ST100' diagram, which involved 15 crossed wires. The other one is the same circuit, but as it would more commonly have been drawn 50 years ago — with only three crossovers [Diagrams supplied.—Ed.] The contrast speaks for itself.

C. Leslie Thomson
Kingston
Edinburgh, 16

RADIO AMATEUR INVALID AND BLIND CLUB

May I bring to your attention the change in the title, secretary and address of the Radio Amateur Invalid and Blind Club.

Now celebrating its silver jubilee, the Club is formed of invalid and blind members interested in the hobby of amateur radio; their local representatives who undertake to help by visits, repairs and advice; and supporter members whose financial contributions enable help to be given. The sole condition of membership in any of the above categories is an annual subscription of £1 minimum for *Radial* the Club newsletter which is issued every six weeks.

F. E. Woolley (Mrs)
Hon. Secretary
9 Rannoch Court
Adelaide Road
Surbiton
Surrey KT6 4TE

More on the scientific computer

Further details of the monitors

By J. H. Adams, M.Sc.

After publication of the scientific computer series (April to September 1979) there have been many requests for more information on the firmware. This article describes in more detail the machine code and BURP monitors in terms of hexadecimal machine code. Readers will need a hex print-out of the three p.r.o.m.s and the mnemonic to hex conversion tables published in the July 1979 issue of *Wireless World*.

Several readers have expressed incredulity at the thought of working directly in machine code rather than using assembly language mnemonics. However, the hex codes for 50 to 60 of the most regularly used operations can soon be learnt and, thanks to the logical distribution of codes to operations, many more follow from these. The once-in-a-megabyte ones such as IN D (C), ED 50 in hex, can be obtained from the conversion table. This does not rule out working in assembly language and using an assembler, or translating yourself, but in my experience the latter soon becomes tiresome and it is easier to write in hexadecimal.

When writing software it is useful to have a supply of the forms shown in Fig. 1. The instruction 18, a relative jump, should be pronounced one eight and not eighteen. Similarly, the second byte is

one seven and definitely not seventeen. If you want to jump forward with a relative jump, simply make the jump byte the number of bytes (up to 7F) over which execution must move, in this case 17 — 1 row and 7 bytes, to reach the target byte FF. For a jump back to the same target from the second 18, calculate the jump forward code to the next byte immediately under the target, 02 in this case, and then jump up row by row, decrementing the higher order hex character, i.e. from 02, F2, E2. When using a jump back the byte must be in the range 80 to FD (FE and FF serve no useful purpose).

Machine code monitor

Both monitors follow the same basic sequence as illustrated in Fig. 2. With the machine code monitor the base address of the Z80 stack is set, the address for the top corner of the screen is loaded into the DE register pair which is then used throughout the monitor as the destination pointer or vector for v.d.u. operations, and the message READY is printed by the subroutine at 03CE. This is one of several routines in the computer which draws data from the locations directly following the call of the routine. The program counter, which will have been pushed onto the stack, is exchanged with the contents of the HL register pair and then used as a

Fig. 1. Typical software form.

0	1	2	3	4	5	6	7	8	9	A	B	C	D	E	F
					18	17									
														FF	
										18	E2				

Work No

pointer to that data before being exchanged back onto the stack, at the end of the routine, to cause a return to, in this case, 0010. The start procedure then clears the rest of the top line, resets the teleprinter output flip-flop and, using the subroutine at 0355, reads in and encodes a command from the keyboard. As explained in table 1, only the first and last letters are important to the subroutine. Whilst this limits the number of possible combinations which will produce different codes, a byte by byte comparison with a look-up table comprising all of the commands would use far too much p.r.o.m. space. After this has been achieved (001A), a comparison is made and if the code is not FC (the entry code for RUN) executions jump over 0D bytes for a further comparison and so on until a match is found, whereupon a block of instructions is executed before operation reverts to 0000 again.

Table 1. Low level monitor subroutines.

Address	Description
0254	Sets tape interface tone to 2400Hz and then calls 255 long time delays — about 4 seconds.
0260	Transmits the byte in register A to the tape interface, preceded by a start bit and followed by two stop bits.
027F	Calls a new line and then prints the contents of HL on the teleprinter.
028E	Formats the hex byte in register A for printing as two characters on the teleprinter.
02EC	Prints a space on the teleprinter.
02F0	Calls a new line on the teleprinter.
0301	Prints the contents of the A register on the teleprinter.
0317	List subroutine. Entered at 0317, the starting address must be loaded in from the keyboard. Entry at 031D assumes the address to be at 1FFF to 1. Entry at 0320 assumes that the address is already in HL.
0336	A programmable time delay. The computer loops through six E3s, a long exchange instruction which, if used in pairs, does nothing but use up time. The number of loops is set by the byte immediately following the CALL in the original program. Each loop lasts 64µs.
0345	Clears the top line and sets DE at 8000.
034E	Used to format results, as in FIND and COR, this rounds DE up to the next multiple of 8.
0355	The algorithm for encoding input commands. Returns with last letter of the command minus the first letter in register A.
0372	The formatter used in LOAD and LIST in machine code language.
0393	Clears the v.d.u., leaving DE unaffected.
039F	Displays HL and a space: Used in LIST, LOAD, FIND, COR and in BURP lists.
03AA	Displays the contents of A as a two character hex byte.
03C4	Calls a new line on the v.d.u. and clears the remainder of the current one.
03CE	Displays the string of characters following the call in the program block up to byte 1D.
03DE	Loads HL from the keyboard.
03E7	Loads A with a hex byte from the keyboard.
03F6	Reads in a single keyboard character and, if a letter adds .6, then truncates to four bit binary (used as part of 03E7).

An exception to this is for the code FC, the routine for which 001E jumps immediately to 0042. This avoids one of the subroutines which have to be located at particular points in the memory map. Several subroutines can be called by single byte instructions which are known in mnemonic form as RSTs. These were originally intended for use with the 8080 and the Z80's "8080 mode" interrupt response which, after receiving the interrupt, calls for the interrupting device to place one or more instruction bytes onto the data bus for execution. Although this mode is not used, the single byte calls are a useful space-saver where a subroutine may be short and often needed. The subroutine which is avoided in this case at 0020 is called by byte E7 and produces a space on the v.d.u. At address 0028 is a jump to a subroutine which would require more than eight bytes. It is intended for use during the testing of machine code programs and when its RST byte EF is inserted into the program by using an ALT, it will suspend the execution of the program and display the contents of the HL, DE and AF registers, the point at which the EF was found, and the last entry onto the stack. Note that whilst there is not a specific subroutine at 0000,

Table 2. Machine code routine starting addresses.

002F	FILL	0042	RUN	004D	MOV
0099	LOAD	00F7	PROM	0120	ALT
0113E	ALPH	014D	PRINT	016F	COR
01CD	FIND	0203	TAPE	0226	READ
01A6	LIST				

the one byte call CF for this address is used as an end command to a program. Although it does not do the same as C3 0000, because the stack is immediately re-defined at 0000, it has the same effect and saves two bytes.

The two interrupts also use fixed service routines. At 0038 is the maskable interrupt routine which reads in and stores number cruncher data using HL as a pointer. At 0066 the non-maskable interrupt's routine services the keyboard, first checking if the computer is at a HALT byte (76) and reading in the keyboard if it is or resetting the computer if it is not (006B is an example of a long relative jump). This particular software does not make use of the control characters available in ASCII except for the RETURN byte 0D, which it translates to 1F. Instead, it blanks off the top three bits of any codes above 3F (mainly the letters) at 007C and moves

lower and upper case codes into the area 00 to 1F. This compression of the ASCII code into six bits produces bytes which are compatible with the v.d.u. character generator and this makes writing to the v.d.u., which occurs at many places in the monitors, a simple operation.

Beyond the service routines, the routines for the various operations in table 2 fit end to end up to 0253, with the exception of some unprogrammed space at 0130-9. This space may be used by overprogramming the jump byte 011F-10 and the ten bytes as required. Note that the LIST (01A4) routine is just a call to a subroutine at 0317 because an identical block of instructions are required as part of the ALT routine. As this is the last command code to be checked, the call is conditional on a match so that if the code is undefined, execution passes to 01A9 and a software reset.

Table 3. BURP subroutines.

0400	Used in graph plotting. Converts a number stored in 1E00-F to the nearest integral value. Negative values are put to zero.
042E	Executes MM57109 instruction present in register A. The sequence checks that the 57109 is ready, outputs the instruction with the hold off, waits for the ready to go off and then puts the hold on again.
0446	Repeats 042E for the string of 57109 instructions following the call in the main program. The list is terminated by FF.
0452	Jumps over the next word in the program line. Used in FOR statements to miss STEP and UNTIL.
045A	04E6 with BC protected.
0460	Outputs the contents of the 57109 X register to locations 1FF4 - 1FFF and then reformats it into the location specified by the contents of register A at the call, i.e. 1E10 for 01 in A, 1E20 for 02 etc.
04BA	Converts denary digits in the text to binary in register C. HL must be pointing to the first digit which must be in register A.
04D4	Graph plotting routine which scales the variables to be plotted to the screen matrix of 63 x 126. It divides the variable specified by the contents of A, by the declared maximum for that axis, and then multiplies by 126 before outputting to 1E00.
04E6	Jumps any spaces in the text and then analyses the following for (a) operators (04FB) which are converted by algorithm to 57109 code and executed (b) numbers (050F) which are rearranged and then input to the 57109 (c) instructions (054E) which are encoded by algorithm and the result used as part of the address for the location in a look-up table (positioned at the end of the r.o.m.) where the 57109 instruction code can be found, drawn and executed (d) variables (057B) which are found as in 0460 and entered as a series of 57109 instructions. When encoding words the standard algorithm two times first plus last is used but to compress the range of codes produced, those under 20 have 20 added and those above 50 are reduced by 10. This compressed byte is then added to 07B4 which is used as a pointer to the instruction required. Some instructions need two bytes for their execution, the first being 20, e.g. 24 is SIN but 20 then 24 is SIN ⁻¹ . These are encoded in the table and detected at 0566 by bit 7 of the instruction being set.
058A	Handles the 57109 BR (branch) output which pulses low whenever one of the 57109 test instructions proves to be true. The subroutine starts the execution of the instruction in register A and then reads in the 6-bit data word from the 57109. The four digit out lines are blanked off so that only the READY and BR lines, both initially high, get through (0591). By continually re-reading and jumping back on even parity, the Z80 is effectively waiting for one of these two lines to become active. If it is the BR line the Z80 outputs a NOP to the 57109 because, when tests prove true, the 57109 immediately looks for a new instruction and waits for its completion. If READY became active to indicate a failed test, the last procedure is jumped. Finally, the read in and masked byte which caused the exit from the parity checking loop, stored in register B as part of that loop, is read into A and masked for bit 6 so that the state of this line and hence the zero flag in the F register is set on a successful test.
05A9	With the HL register pointing to a variable in the text, and with that variable in register A, this subroutine computes the variable's address, formats it into 6 bit ASCII in the area 1E00-F and converts results in the range 0.000 1-99 999 999 to floating point. The byte in the text is checked and, if a digit, is used as the new mantissa digit count to be stored at 1FE0 (063A). Whether or not the contents of 1FE0 are then drawn out, the block from 0641 to 0681 rounds off the figures after the decimal point to the extent indicated by this digit. Blanked figures are replaced by ASCII spaces. The mantissa is then sent to the v.d.u. and the text interrogated again, this time for a comma, which has the effect of suppressing the printing of any spaces and close packs the digits in the number (0693-7). Finally, at 06A3 an E for the exponent is looked for and if found the exponent is displayed. The alternative is three spaces or nothing, depending upon the comma, for floating point numbers.
06BB	Prepares the store area specified by the contents of A using 0714 and then reads in a number from the keyboard, converting standard and non-standard scientific and floating point arrangements to the machines standard format.
0714	Prepares a number store by dumping 9 00s, 60Fs and a 3F. This means that 06BB dump the input data into the store without having to worry about leading or trailing zeroes or the non-existence of an exponent (0Fs being NOPs as well). The 3F terminates number entry to the 57109 as well as being a NOP therefore two consecutive variable inputs to the 57109 do not have to be separated by an ENTER as with reverse polish calculators.
0729	Algorithm for entering words from keyboard (two times first letter plus last).
0736	Inputs denary keyboard digits to binary in C.
074A	Converts A to three digit denary and displays on v.d.u.
076D	Converts A to three digit denary and displays on teleprinter.
07A2	Data for MOD command.
07AC	Forms the address for the start of a variable store area in HL from the variable code in A.
07B7	Displays a number formatted by 05A9 in 1E00-F displaying E for 0B, . for 0A, a space for 0F, - for 0C and ASCII digits for 00 to 09.
07D6	The look-up table for the 57109 instructions.

Table 4. Format for storing and printing three variables.

```

005 LET A=23.45
006 LET B=-0.00733
007 LET C=3.456E33
008 PRINT A
009 END
OC45
1E00 A0 32 33 2E 34 35 30 30 20 20 A0 A0 A0 A0 A0 6F
1E10 02 0A 03 04 05 00 00 00 00 0F 0B 0F 00 01 0F 3F
1E20 07 0A 03 03 00 00 00 00 00 0C 0B 0C 00 03 0F 3F
1E30 03 0A 04 05 06 00 00 00 00 0F 0B 0F 03 03 0F 3F
    
```

Table 5. BURP routine starting addresses.

083F	DEL	08C7	MOD	08F7	ADD
0929	LOAD	092F	LIST	0939	DUMP
0977	RUN				
099A	INPUT	09B2	PRINT	09D8	END
09DF	GOTO	09EB	LET	0A04	IF
0A43	WRITE	0A83	ERASE	0ABF	TOP
0A9E	GOSUB	0AAA	RETURN	0ABZ	FOR
0AE2	NEXT	0B13	HALT		

From 0254 to 03FF are the subroutines listed in table 1. When necessary, the subroutines PUSH registers to be used solely within the subroutine and then POP them back before the return so that no interference is caused to data within the main program. Most subroutines are self-contained but some, e.g. 02EC, jump on to others for their completion. As subroutines are sometimes called within subroutines, within subroutines etc., the stack storage area, which extends into the r/w.m. from 1FDF, should be left free to at least 1FC0 for the computer's use. Like C7, other space savers will be found in the subroutines, e.g. AF to clear the register A instead of 3E 00, A7 to set the flags according to the contents of A. To save byte space some apparently unnecessary bytes appear, e.g. E3 at the start of the routine at 03C4 is included so that it and 03CE can share the same ending. Care is needed when writing subroutines because with a lot of PUSHing, POPping and EXchanging taking place it is important to ensure that the bytes called back off the stack by the return command at the end of a subroutine are definitely the correct ones. I have found this to be the Z80's most adept way of erasing painstakingly developed programs. This type of error is common when a conditional return is used as in 034E which prints spaces until the lower three bits of DE are zero. Ideally this should have pushed AF initially as it uses A and F, but to also arrange for them to be restored on return would extend the routine to at least nine bytes. The EF described earlier is a very powerful tool for sorting out these problems.

BURP monitor

For the BURP monitor the first p.r.o.m. is solely for subroutines whilst the second contains the operating system which makes use of them. Details of the subroutines are given in table 3. In BURP, program material is loaded from

0C00 on, the area 1E00 to 1E0F is used for the formatting of results to be printed and 1E10-F stores variable A and so on up to 1FB0-F which holds the FOR loop step. Table 4 shows the formatting used for the storage and printing of three different variables. Note that all results are stored scientifically to maintain eight digit accuracy. Although the MM57109 can operate in either mode, it is quicker to stay in the scientific mode and let the Z80 convert the results within the range 0.0001-99999999 to floating point for display.

At 0800 the stack pointer is set and DE is assigned as the screen pointer again. BURP is then displayed and the rest of the top line cleared. The mantissa digit count is set at 04 (0817) and the screen position reset to 8008 ready for the input of a command. 081E to 0823 is

harmless nonsense and 0824 to 0837 resets the number cruncher by sending the operation 3F (NO OP) with the hold to the 57109 off, pausing for 8ms and then reapplying the hold. During this sequence the interrupt mode is set but as it is the masked one that is driven by the number cruncher, the somewhat capricious behaviour of the i.c. before it has been reset has no effect upon the rest of the system. The i.c. is then given a master clear (2F) and switched to the scientific mode (22) by a multiple executive subroutine at 0446 (0832).

At 0838 another command encoder is called to read in a command from the keyboard. The algorithm used here is two times first plus last, so once again only two letters are required. However, this algorithm is capable of producing a far greater list of codes and therefore reduces the chance of two words deriving an identical one. As with the low level monitor, routines entered by recognition of this code ensue, see table 5. The start of the last of these, for the RUN command, reads in and encodes the line number input in the command and stores it in register C. The v.d.u. pointer is then set to 8040, the start of the second line, and C is decremented, pushed, popped, incremented and then pushed again. Four of these operations might seem to do nothing to C and on this occasion they do not. The total effect is to store the current line number on the stack. When the execution of a line is completed however, the next line number can be computed and saved by returning to 097F. After GOTOs, when A will hold the next line number, a pop to remove the old number followed by a jump to 0981 will load this as the next line to be executed. As all lines will terminate by jumping back to one of these locations (except for END which returns to 0800), to avoid absolute jumps (i.e. jumps to specific addresses), relative jumps to these two critical points are string out through the third p.r.o.m.

A line of BURP is stored as the hex byte ED, the line number in hex, the actual data in modified ASCII and then the byte 1F to signify its end. The end of the memory block in use is signalled by the byte C0. With the commands ADD, DEL, DUMP, LIST and RUN involving line numbers, the interpreter scans the program block up to C0 and looks for ED followed by the line number in question. During a RUN the next word in the line is encoded using the two times first plus last algorithm (0993) and again, the routines for all of the commands are strung end to end and each is preceded by an immediate compare and a jump-on-not-zero (20 hex). The last command, HALT, compares at 0B0F and if a match is not made the computer jumps over the single byte 76 of the HALT routine and goes on to the next line by executing several relative jumps back to 097F. This explains why there is no routine for REM as it and any unrecognised first word on a line is just

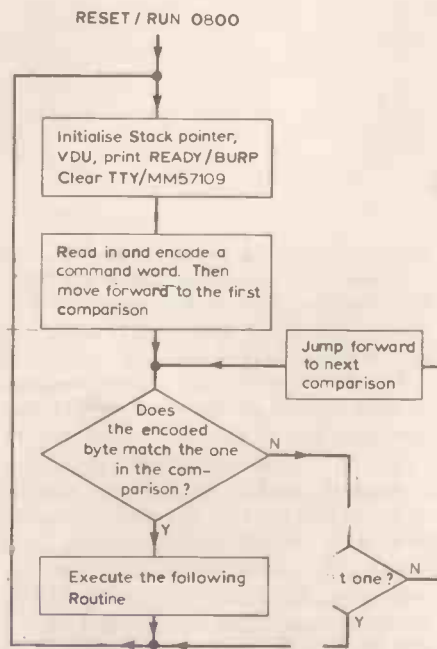


Fig. 2. Basic operating sequence for both monitors.

Table 6. New features of the improved firmware.**General**

V.d.u. cursor on all modes.
 DEL delete last character on all modes.
 RETURN available in graphics mode.
 Interface for ASR or KSR teleprinter (as printer and/or punch).

BURP

Extended IF statements. Any statement may be conditioned by IF.
 Mathematical capability available in IF, FOR PRINT, WRITE, GRAPH and AXIS statements.
 Printed strings in INPUT as well as PRINT statements.
 Multiple statements — virtually unlimited numbers of statements may be written against a single line number.
 This speeds execution and expands the effective statement capacity well beyond the 254 lines.

Extra maths functions;	ABS	makes current result positive
	INT	blanks digits following decimal point
	FRAC	blanks digits preceding decimal point
	RND	places pseudo-random number into the MM57109

No need for LET at the start of LET-type lines.
 ' in a line, causes the computer to ignore the data following, up to the end of that line (alternative to REM).

Hardware changes required

The wiring of several spare keys.
 The teleprinter interface shifted from D₇ to D₀, and 55V reduced to 5V.

P.r.o.m. required

Complete with the graph plotting firmware, this will still fit into three 2708 e.p.r.o.ms.

ignored (the very requirement for REM). Throughout the monitor the register pair HL address the program block contained from 0C00 onwards, whilst B and C are available for general use within the execution routines.

Subroutine p.r.o.m.

As far as possible, subroutines have been written which can be called in many different places within the interpreter. This particularly applies to 04E6 which can be thought of as a basic text handler which recognises and deals with words, variables, numbers and operators.

In the next part a new monitor will be described, the features of which are

given in table 6. I would like to thank all of the readers who have contacted me with suggestions for extra facilities and I hope that the new system will meet their requirements. Lists of the new firmware will be available from *Wireless World* (editorial department) upon receipt of a large s.a.e. and these will be a useful accompaniment to the details in part two.

The author is offering a set of three p.r.o.ms programmed with the new monitor hardware for £30. Alternatively, existing p.r.o.ms can be reprogrammed for £6.50 (both plus 35p post and packing).

Micro show is bigger

Personal computers are prominent among the systems to be displayed and discussed at the Microsystems '80 conference and exhibition, January 30 to February 1. Sponsored by *Wireless World* and associated electronics and computer journals, this annual event has grown in size to such an extent that it has had to be moved from its hotel venue to the Wembley Conference Centre (opening hours, 0930 to 1800 hours each day).

The 1980 conference has a four-part programme ranging from an introduction to microprocessors to an overview of the latest developments in microelectronics. Topics include: technology update, micro processor software, controlling microprocessor pro-

jects, microprocessor applications, bridging the hardware/software gap, and microprocessors in process control. The conference will concentrate on personal computers on its third day.

There will be buyers' forum sessions to help people in selecting goods and services, and a one-day appreciation course to introduce managers to the use of microprocessors in business and industry. Delegates' fee for the conference is £145.50, including v.a.t. and booking forms are obtainable from the organizers, Iliffe Promotions, Room 821, Dorset House, Stamford Street, London SE1 9LU (telephone 01-261 8113). The exhibition, with some 110 stands, is open to all at no charge, whether or not the visitor is a conference delegate.

Literature Received

Reference sheets on the world's electronics industry produced by Mullard, showing exports, consumption, production of a variety of products. Sheets can be obtained from Mullard, Ltd, Mullard House, Torrington Place, London WC1E 7HD. WW401

Leaflet on the ZIP KDP computer terminal, comprising 30ch/s dot-matrix printer, keyboard and v.d.u., can be had from Data Dynamics, Data House, Springfield Road, Hayes, Middx. WW402

Fourteenth edition of Intel News contains descriptions of an 8086 single-board computer, 1Mbit bubble memory and other items of interest in the computing field. Intel Corp (UK) Ltd, 4 Between Towns Road, Cowley, Oxford OX4 3NB. WW403

Solid-state relay applications manual on specification, protection circuits, loading and failure modes, with typical circuits, is available from Hamlin Electronics Europe Ltd, Diss, Norfolk IP22 3AY. WW404

Full ordering information on the component parts of the Elma collet knob range is available in broadsheet or wall-chart form from Radiatron Components Ltd, 76 Crown Road, Twickenham, Middx. WW405

Signal-conditioning amplifiers in the SE 990 series are described in a leaflet now available from Spur Road, Feltham, Middx, TW14 0TD. WW406

Data for meteorologists, oceanographers, and ecologists can be collected by sensors on ships, without attention from the crew, collated by a data collection platform and transmitted to a satellite for retrieval. The McMichael platform is briefly described in a new leaflet from McMichael Ltd, Wexham Road, Slough, Berks SL2 5EL. WW407

Leaflet from Astralux gives full details of 8000 series of opto-coupled, solid-state relays in 10, 20, 30 and 40A versions. Sales department, Astralux Dynamics Ltd, Brightlingsea, Colchester, Essex CO7 0SW. WW408

Selection of test equipment for logic-testing is presented by Electroplan in a four-page leaflet, obtainable from Electroplan Ltd, PO Box 19, Orchard Road, Royston, Herts. SG8 5HH. WW409

Various types of panel meter, counters, printers, etc., are described in a 48-page catalogue, produced by Techmation, Ltd, 58 Edgware Way, Edgware, Middx. HA8 8JP. WW410

Brochures on the American Crown (Amcron) range of audio equipment can be had from the sole UK distributors, HHB PA Hire and Sales, Unit F, New Crescent Works, Nicoll Road, London NW10 9AX. WW411

A collection of tools for bending and cutting component leads and for handling i.c. packages is detailed in a Wybar catalogue from Eraser International Ltd, Unit M, Portway Industrial Estate, Andover SP10 3LU. WW412

THE VALVE AND TUBE SPECIALIST

VALVES RECEIVING, SQ, TRANSMITTING DISPLAY, GAS FILLED, ETC.

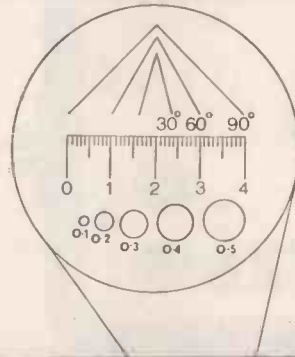
Type No.	Price ea.	Type No.	Price ea.	Type No.	Price ea.	Type No.	Price ea.
A31-410W	19.50	EF37A	3.75	PC900	0.55	ZP1230	42.50
A34-510W	20.50	EF80	0.95	PCC85	1.32	ZP1240	36.00
A44-510W	31.15	EF85	1.10	PC89	1.58	ZP1300	15.75
A47-13W	22.00	EF86	0.80	PCF80	1.36	ZP1310	13.20
A50-120WR	37.11	EF89	1.77	PCF86	2.10	ZP1320	18.39
A61-120WR	37.11	EF91	3.40	PCF200	2.46	ZP1410	45.00
8K66	59.15	EF92	3.20	PCF801	1.58	ZP1481	30.00
8K448	76.90	EF93	1.10	PCF805	1.58	ZP1530	46.50
8T5	37.80	EF95	3.95	PCF802	0.85	2021	1.95
8T5B	28.15	EF183	1.36	PCF808	1.60	58254M	18.00
8T17	68.95	EF184	1.44	PCL82	1.36	5U4G	1.95
8T19	23.55	EK90	0.96	PCL83	0.65	5V4G	1.55
8T125	66.90	EH90	1.26	PCL84	1.10	6AK6	2.33
8T127	73.25	EL34	2.24	PCL85/805	1.58	6A06	1.68
D10-160GT	64.41	EL36	1.94	PCL86	1.58	6Z6	0.95
D14-170GH	92.56	EL37	5.75	PD500	3.90	6BH6	1.85
D77	0.80	EL81	1.60	PFL200	1.98	6B07A	1.85
DF-61	0.56	EL84	1.15	PL36	2.05	6BR7	7.50
DG7-32	52.79	EL86	2.16	PL84	0.85	6BS7	4.00
OR2010	4.85	EL90	1.50	PL81	1.85	7BW6	6.35
DY86/87	6.64	EL91	7.25	PL95	1.55	6BW7	1.85
DY902	1.04	EL95	1.32	PL904	3.13	6C4	2.20
E55L	21.00	EL360	4.12	PL509	3.33	6L6GT	1.85
E80CC	8.32	ELB21	7.50	PL802	3.46	654A	1.25
E80CF	10.40	ELB22	7.50	PY88	2.10	65J7G	1.25
E80F	6.32	EN10	13.50	PY500A	1.95	65L7GT	2.68
E82CC	2.20	EN32	14.30	PY800	1.55	65N7GT	1.25
E83CC	3.50	EN91	2.56	PY801	1.15	6V6GT	0.95
E83F	2.10	EY51	2.37	QU06-20	10.32	6X5GT	0.95
E86C	8.75	EY81	3.38	QV06-20	11.50	12AL5	2.15
E88C	5.56	EY84	5.50	QV03-20	18.10	12AU6	1.85
E88CC	4.98	EY86	1.10	QV03-10	4.50	12BH7	1.50
E88CC/01	5.48	EY88	1.95	QV06-40A	21.35	12E1	8.00
E92CC	2.25	EY802	1.10	QV02-6	12.04	6L6GT	2.50
E99F	5.20	EZ80	0.95	QZ06-40	55.20	12SN7GT	2.50
E180CC	5.87	EZ81	0.95	OS75-20	4.75	29C1	13.20
E180F	6.48	EZ90	1.40	QS150/45	15.50	30FL2/1	1.55
E182CC	6.34	GZ32	1.65	QS1200	2.40	30PL14	1.95
E186F	6.50	GZ34	1.95	QS1205	1.90	90C1	2.80
E188CC	4.20	KT66	5.75	QS1209	1.90	90CC	13.68
E280F	21.43	KT88	8.72	QS1212	3.80	90CV	13.30
E288CC	11.70	M8081	6.50	OY4-250	72.00	92AG	7.96
E891	1.10	M8082	3.00	QZ06-20	24.10	EN92	4.50
ECC81	0.87	M8083	4.00	RG1-240A	18.00	5749	6.72
ECC82	0.95	M8100	4.20	TY2-125	61.80	5751	4.50
ECC83	0.95	M8136	1.10	TY4-400	62.27	5763	2.60
ECC84	1.19	M8137	1.10	UCL82	0.65	5881	2.00
ECC85	1.16	M8162	1.10	XG1-2500	89.60	5963	2.00
ECC86	2.20	M8212	1.10	XL801	19.90	5966	2.50
ECC91	2.25	ME1400	4.85	ZM1000	5.24	6057	2.85
ECC904	1.12	ME1403	5.50	ZM1020	6.63	6060	0.95
ECF80	1.20	OA2	1.85	ZM1040	11.00	6080	7.00
ECF82	1.04	OB2	2.55	ZM1042	15.71	68506	23.15
ECH-81	1.50	OG3	1.10	ZM1550	3.60		
ECL80	1.32	PC86	0.85	ZM1551	3.76		
ECL82	1.32	PC88	0.85	ZP1200	28.25		
ECL85	0.86	PC97	2.45	ZP1210	37.20		

ILLUMINATED POCKET MICROSCOPE WITH MEASUREMENT GRATICULE

The low-cost illuminated pocket microscope designed for close observation and measurement of minute detail too small to be seen with the naked eye. Gives a sharp and brilliant vision with wide field of view at 20 X magnification, plus built-in focusing system and illumination system.

Ideal for close inspection of PCB, components, metals, depth of cracks, samples, minerals and tissues. A valuable aid to Quality Inspectors, research engineers and laboratory personnel.

Complete with batteries and plastic pocket case at the special price of **£13.99**, including postage and V.A.T.



The graticule is calibrated to 4mm overall in increments of 0.1mm, with angles shown from 30° to 90° and hole sizes of 0.2, 0.3, 0.4 and 0.5mm diameter.

CASH WITH ORDER
Carriage 50p. VAT 15%.
Account facilities available for established customers.
Quotations given for large quantities.



INTEL ELECTRONIC COMPONENTS LTD.

30/50 Ossory Road, London SE1 5AN. Tel: 237 0404

WW — 074 FOR FURTHER DETAILS

Businesses have been built on our ferrites.

Ours included.

If you're a manufacturer, even the most inexpensive components must be checked out — or they'll let your product down. And it's particularly true of ferrites. Apex are the sole UK agents for one of America's largest ferrite manufacturers, Fair-Rite. Apex use Fair-Rite products in their own manufacture of wound components and know how good they are.

The range covers most shapes from torroidal and pot cores to E cores, shield beads and baluns.

Full data is available on request.


The most useful kit in the business.

We've put together a kit of assorted ferrites that contains a versatile selection of ferrite cores that will enable designers of RFI suppression devices and wideband transformers to optimise circuits and approximate final designs very quickly.

A comprehensive data kit is included that contains impedance vs frequency curves, attenuation curves and wideband transformer design data.


It costs just £10.00 (cheque or company order).

It's really too good to miss.



Apex. Big enough to look after you. Properly.
Apex Inductive Devices, 27 Abbey Industrial Estate, Mount Pleasant, Alperton, Middx. Tel: 01-903 2944.

WW—025 FOR FURTHER DETAILS



Top marks in one clear sweep.

You'd expect a Sweep Function Generator from Feedback to contain a lot more features for your money. And you'd be right — the SFG606 with its crisp frequency marker does just that.

It sweeps up to 4 decades of frequency — bi-directionally. So you can avoid problems of transient effects. It maintains low signal distortion with absolute precision over the entire sweep range. It features a choice of decade or octave sweep — so it's ideal for narrow band analysis. It provides sine, square or triangle outputs over the frequency range 0.01Hz to 1MHz.

And with that beautifully sharp, fine line frequency marker that gives you accurate determination of spot frequency on the display, the SFG606 really does score top marks. Read all about the SFG606 and all its companion test instruments in the Feedback 600 range. Send to Feedback for literature today.

Or contact our distributors

electroplan

P.O. Box 19, Orchard Road,
Royston, Herts. SG8 5HH.
Telephone: Royston 45145.

**Feedback
Instruments
Limited**



Feedback Instruments Ltd., Park Road,
Crowborough, Sussex TN6 2QR.
Telephone: Crowborough (08926) 3322.
Cables: Feedback Crowbr. Telex: 95255.

The new SFG606 passes even the testiest tester's test.

WW — 014 FOR FURTHER DETAILS

there are transformers and...

Drake Transformers



OEM — let Drake Transformers advise you on a component specification and design to solve that special problem. Pre-production prototypes and development undertaken as necessary.

Well known over a quarter century for personal service and high-quality products, Drake specialise in the design and manufacture of transformers and other wound components for large and small quantity production.

Expertise and service put DRAKE TRANSFORMERS in a class of their own.

DRAKE TRANSFORMERS LIMITED

South Green Works Kennel Lane
Billericay Essex CM11 2SP

Telephone: Billericay (02774) 51155
Telex: 99426 (prefix Drake)

WW — 062 FOR FURTHER DETAILS

Two-metre s.s.b. and f.m. transceiver—4

Alignment procedure and operating notes

by G. R. B. Thornley, G2DAF

For satisfactory alignment the following test instruments will be required: a c.w. signal generator; an absorption wavemeter; an AVO Model 8 or equivalent; a diode probe valve-voltmeter; a digital frequency meter; and an audio oscillator.

It is advantageous to test and align as many units as possible before final assembly in the chassis, so the following instructions will be based on this method. Initially, each unit should be connected to a stabilized power supply, set to 12.7V, with a milliammeter in series to monitor the current drain and to ensure that there is no short circuit or fault condition on the circuit.

S.s.b. generator unit

Connect the power supply, still set to 12.7V, to the +12V TX terminal post on the s.s.b. generator board and wire an external 1-pole, 2-way switch in place of S_{1a} , with the pole connected to the power supply. Check that there is 9.1V feeding Tr_4 . Set the slider of R_{11} to mid position and connect the diode probe of the valve-voltmeter to the test point TP. Adjust the core of L_5 for maximum carrier output — this will be in the range 0.3 to 0.5V r.m.s. Operate the temporary switch S_{1a} to select crystals XL_1 and XL_2 in turn, and ensure that they are both oscillating at approximately equal amplitude.

Remove the valve-voltmeter probe and connect the digital frequency meter via a 5pF series capacitor to the test point TP. Switch to the l.s.b. crystal and adjust C_{30} until the crystal is on exactly 10,701.5kHz. Next, switch to the h.s.b. crystal and adjust C_{32} until the crystal is on exactly 10,698.5kHz. (The author found that additional 20pF capacitors, C_{29} and C_{31} , were necessary for the crystals used in the prototype, and these were soldered across C_{30} and C_{32} on the etched side of the p.c.b.) The i.f. gain is determined by the gate 2 potential of Tr_1 and Tr_2 . Initially, set the R_2 slider to mid position. Unbalance R_{11} by turning the slider to one end of the track, and adjust the cores of L_4 , L_3 and L_2 for maximum r.f. output, monitoring by connecting the diode probe of the valve-voltmeter to the input connection of the s.s.b. filter (junction of C_{44} and R_{30}). Disable the carrier oscillator by removing the 12V connection to the temporary switch and ensure that the valve-voltmeter indi-

cates a zero reading. If this is not the case, the i.f. stages Tr_2 and Tr_1 are unstable, and R_2 requires adjusting to reduce the gate 2 potential of the transistors until stability is ensured.

Reconnect the 12V supply to the temporary switch and balance the diode modulator by adjusting R_{11} and C_{18} in turn to the point at which the valve-voltmeter indicates zero reading. Note that C_{18} is not connected by the p.c.b. and must be connected by a wire link to one side of R_{11} . If adjusting C_{18} does not improve the modulator balance, transfer the link to the other side of R_{11} .

With a short length of screened cable running along the top of the p.c.b., connect the "A out" terminal post to the "A in" terminal post. Transfer the valve-voltmeter probe to the "I.F. out" terminal post (output side of C_{91}). Connect a microphone to the "Mic" terminal post and adjust R_{25} for maximum gain. If all is well, a whistle into the microphone will produce an s.s.b. signal and will deflect the pointer of the valve-voltmeter to approximately 0.25V r.m.s.

Connect an 8-ohm loudspeaker to the circuit, transfer the 12.7V supply to the +12V amplifier terminal post and adjust R_{57} for exactly 6.35V at the junction of R_{60} and R_{61} . Open circuit the wire link between the test point TP and the ground plane, and connect the AVO, on the 1,000mA range, in lieu. Adjust R_{75} for a quiescent Tr_{13} , Tr_{14} collector current of 20mA. Set the audio signal generator to 1.5kHz and zero output, and connect it to the "A in" terminal post (connection to C_{69}). Advance the audio generator output to 100mV r.m.s. while watching the AVO reading, which should increase to 250-300mA. A clean undistorted note, at full volume, should be heard from the loudspeaker. Reduce the audio drive to about 100mA collector current and swing the audio generator output frequency from 300 to 3,000Hz. The sound amplitude should remain approximately constant and without distortion at any frequency. Remove the AVO and reconnect the link. (Note that R_{75} is soldered across D_{13} on the etched side of the p.c.b.)

Temporarily bridge the "A out" terminal post of the demodulator (junction of R_{44} and C_{64}) to the "A in" terminal post of the audio amplifier using screened cable. Connect the 12.7V

power supply to the +12V RX terminal post, check that the source rail is at 3.3V and set the a.g.c. rail to 5.5V by adjusting R_{65} . Set the wiper arm of the balancing potentiometer R_{45} to mid position, connect the signal generator, set to exactly 10,700kHz to the "IF. in" terminal post (input to C_{92}) and advance the r.f. output until a 1.5kHz tone can be heard from the loudspeaker. Adjust the cores of L_9 , L_8 and L_7 for maximum output while progressively reducing the signal generator output to avoid overloading the demodulator and the audio stages.

Make a screened-cable link from C_{62} to the drain of Tr_9 , on the underside of the p.c.b. and temporarily connect R_{62} and R_{63} to a 1mA-movement S-meter. With no signal generator input, set the S-meter to zero by adjusting R_{63} . This will alter the a.g.c.-line potential because R_{63} and R_{65} interact, so it will be necessary to reset R_{65} . Repeat the two adjustments until the S-meter reads zero and the a.g.c. reads 5.5V. Set the signal generator output to 10mV and adjust the core of L_{12} for maximum S-meter reading. Reduce the signal generator output to 100 μ V. If all is well the meter should give about an S9 reading. When the transceiver is completed, R_{66} , which controls the S-meter sensitivity, can be set to obtain an S9 reading for a 50 μ V two-metre-band signal.

Reduce the signal generator output to zero, and the S-meter should return to zero. If it does not do this, it means that the carrier oscillator output is leaking into the i.f. amplifier. Connect C_{65} to one side of the balanced-modulator potentiometer, R_{45} , and adjust R_{45} and C_{65} in turn to balance the modulator and obtain a zero indication on the S-meter. If adjusting C_{65} does not improve the balance, remove the link and connect C_{65} to the other side of R_{45} . While making these adjustments ensure that the correct h.s.b. crystal (10,698.5kHz) is switched into operation. If balance cannot be fully obtained and C_{65} is at full capacity, wire a 25pF ceramic capacitor across C_{65} on the underside of the p.c.b. and readjust C_{65} .

F.m. generator unit

Connect a 100 μ A f.s.d. S-meter to the SM terminal post of the f.m. generator board. Turn the i.f. gain control, R_{81} , to

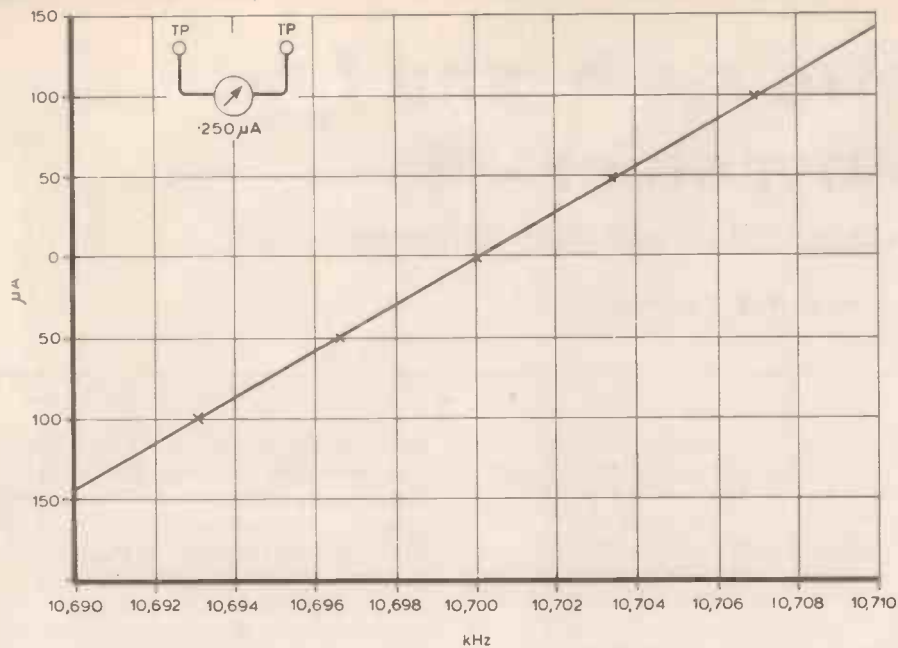


Fig. 18. S-curve for the CA3089E f.m. crystal discriminator

maximum, and inject exactly 10,700kHz, from the signal generator, into the "F.M. in" terminal post, at a level that starts to deflect the S-meter. (Note that the meter will read approximately 50 μ A with no signal input.) Adjust the cores of L_{14} and L_{15} to obtain maximum S-meter reading. At the same time as the tuned circuits are brought onto resonance, reduce the signal generator output to avoid overloading the i.f. stages.

Set the signal generator input to obtain an S-meter deflection of three-quarter full scale and connect the digital frequency meter in parallel with the signal generator so that the frequency can be monitored. Connect the AVO, on the 250 μ A range, to the two test points TP adjacent to IC_1 . If the meter does not show a reading, reverse the connecting leads. Check that the meter is indicating 10,700,000Hz and carefully adjust C_{111} until the AVO reading falls to 0 μ A. Carefully alter the generator frequency until the AVO reads 50 μ A and make a note of the frequency. Repeat for 100 μ A and 150 μ A and note these frequencies too. Go back to the 0 μ A reading and reverse the AVO connecting leads. Set the frequency until the AVO reads 50 μ A, note the frequency and again repeat for 100 μ A and 150 μ A. Plot the readings taken on graph paper to obtain the crystal discriminator S-curve. This should look like the graph shown in Fig. 18, and it should be noted that a signal deviation of plus or minus 10kHz produces a detector output of plus or minus 150 μ A. The curve should be symmetrical about the 10,700kHz centre, and have straight lines indicating low distortion. Note that the crystal XL_3 must be cut for series resonance operation.

Connect the valve-voltmeter probe to "FM out" terminal post, and the +12V

supply to the "+12V TX" terminal post. Set the slider of R_{101} to give maximum gate 2 voltage, and adjust the core of L_{19} for maximum r.f. output. Remove the valve-voltmeter and connect the d.f.m. to "FM out" terminal post. Adjust the core of L_{20} until the carrier crystal XL_4 is exactly on 10,700,000Hz. Note that crystal XL_4 must be cut for parallel resonance operation.

Wire the microphone to "Microphone in", and high impedance headphones to "Mod out". Set the slider of R_{117} for maximum audio gain. Speak into the microphone, and if all is well this should produce low-level crisp, clean audio in the headphones.

Phase-lock v.c.o. unit

The alignment instructions for the phase-lock v.c.o. unit assume that the three p.c.b.s and the MC7805 regulator have been assembled in the screening box, and the l.e.d. indicator D_{29} connected to C_{203} and C_{204} . All interconnections should be made, and supply and switching terminal posts wired to the appropriate box via 1,000pF feed-through capacitors. Measure the output voltage of the MC7805 regulator and ensure that this is 5.0V.

With a soldered link, short circuit TP_1 on the v.c.o. p.c.b. to the groundplane in order to disable the oscillator Tr_{30} . Apply the signal generator output to TP_2 , and connect the valve-voltmeter probe to "RF out" terminal post. Set the signal generator to 134.3MHz and adjust the core of L_{24} for maximum r.f. output. Transfer the valve-voltmeter probe to "V.C.O. out" terminal post and adjust core of L_{23} for maximum r.f. output.

Wire an external single-pole two-way switch S_2 to C_{169} and C_{170} and +12V terminal posts. With a two turn link, couple the absorption wavemeter to L_{25} and set wavemeter to 62.5MHz. Set

external switch S_2 to the position that will connect XL_5 into circuit, and adjust core of L_{25} for maximum r.f. output. Set S_2 to connect XL_6 into circuit, and with the wavemeter set to 63.0MHz ensure that the circuit is oscillating at approximately the same amplitude. Switch back and forth a number of times to be sure that each crystal "fires" first time - it may be necessary to slightly re-adjust the core of L_{25} . With XL_5 oscillating and wavemeter set to 125MHz, couple the two-turn link to L_{26} , and adjust core of L_{26} for maximum output. Set the wavemeter to 126MHz, switch to XL_6 and ensure that the r.f. output is approximately equal to 125MHz. If necessary, slightly readjust the core of L_{26} .

Connect the d.f.m. to test point TP_3 , and with trimmers C_{171} and C_{172} trim each crystal as near as possible to the required frequencies 125,000kHz and 126,000kHz. Note that crystals for amateur use are normally supplied to a frequency tolerance of $\pm 0.005\%$ and it may not be possible to pull XL_5 and XL_6 completely on to the required frequency. Finally operate S_2 a number of times, and ensure that both crystals operate without hesitation and without frequency jumping. Remove the d.f.m. and connect the signal generator, set to 9,300kHz to test point TP_4 and the valve-voltmeter probe to "I.F. out". Adjust cores of L_{28} and L_{29} for maximum r.f. output.

Set the AVO to the 10V d.c. range, connect to "D.C. out" and observe reading which should be 4.9V. Remove the short-circuit link from TP_1 and the AVO should now read 0.85V. With the external switch S_2 , select the 125MHz crystal and connect the signal generator, on 9.3MHz and 500mV r.f. output, to "V.F.O. in". Screw the core of L_{21} completely into the winding. The AVO will now read 4.9V. Slowly unscrew the core of L_{21} until the AVO indication drops from 4.9V to 2.9V. At this point the indicating l.e.d. will light. The loop is now locked.

Operate the external switch S_2 to select the 126MHz crystal. The AVO should now read 4.5V and the l.e.d. should remain lit. Select the 125MHz crystal and tune the signal generator to 8.3MHz. The AVO should now read 1.6V with the l.e.d. illuminated. Switch to the 126MHz crystal and the AVO should read 2.9V with the l.e.d. illuminated.

It will be noted that with the 126MHz crystal selected and the v.f.o. (signal generator) input of 9.3MHz, the loop control voltage is 4.5V falling to 2.9V with a v.f.o. input of 8.3MHz. Swing the signal generator across the 1MHz tuning range and the control voltage will follow in step, within the above limits. Select the 125MHz crystal and repeat. The control voltage will follow in step within the limits of 2.9V to 1.6V.

As a final check of reliable phase-lock loop operation, short circuit the "I.F. in" terminal post to chassis earth. This should cause the AVO reading to

change to 4.9V and the l.e.d. to cease illumination — loop unlocked. Immediately the short circuit is removed, the AVO should revert to its original reading and the l.e.d. should illuminate — loop locked. Switch the 12.7V power supply on and off a number of times, and check that the loop always locks reliably from switch on, at any 8.3 to 9.3MHz input frequency.

For reliable operation the v.f.o. input should be not less than 500mV r.m.s. The i.f. input at "I.F. in" will only appear when the loop is locked, and this, measured with the valve-voltmeter diode probe, will be in the range 0.6 to 1.2V r.m.s., depending on the v.c.o. operating frequency (133.3 to 135.3MHz).

Note that it is important that the v.f.o. input drives Tr_{39} and the i.f. input drives Tr_{40} as shown. If these input connections are reversed the MC4044P phase detector will be disabled and the loop will not lock.

V.c.o. amplifier unit

Connect the signal generator set to 134.3MHz to "V.C.O. in", and the valve-voltmeter probe to "Out RX".

Adjust cores of L_{30} and L_{31} to obtain maximum r.f. output. Transfer valve-voltmeter probe to "Out TX" and check that both readings are approximately the same. The measured output should be in the range 500 to 700mV r.m.s.


V.f.o. unit

These alignment instructions assume that a 100:1 ratio gear drive is being used (i.e. 50:1 for 180 degrees rotation of C_{222}) and that 40 turns of the tuning knob will change the v.f.o. by 1,000kHz, equal to 25kHz per turn.


Fully mesh the vanes of C_{222} and mark a reference point on the drum dial. Turn the tuning knob two complete turns clockwise. Mark a calibration point on the drum dial and number 0. This is 0kHz and is the start of the tuning drum scale. Now turn the tuning knob 40 complete turns, mark the calibration point on the drum dial and number 1,000. This is 1,000kHz and is the end of the v.f.o. tuning range.

Unscrew the cores of L_{33} and L_{34} so that they are outside the windings. Check that there is 8.5V feeding Tr_{45} , Tr_{46} and Tr_{47} . Connect the "V.F.O. out" terminal to the d.f.m. and with the dial at 0kHz adjust the dust core of L_{32} for an output frequency of 8,300kHz. Turn the drum dial to 1,000kHz and adjust C_{220} for 9,300kHz. These two adjustments interact with each other, and must be repeated until the d.f.m. readout is correct at each end of the tuning range. Once this has been achieved the drum dial can be calibrated each 100kHz with main divisions, and every 25kHz for intermediate divisions. Finally the tuning knob circumference is divided into 25 equal sections and numbered 0 to 24 so as to provide a calibration mark every 1kHz.

Disconnect the d.f.m. and replace



Transceiver with top chassis rail removed to show detail of the s.s.b. generator p.c.b.



Top view of the transceiver showing, left to right, the s.s.b. generator p.c.b., the transmit-converter p.c.b. with screening box, the reduction drive gear box and v.f.o. assembly, and the power amplifier screening box

with the valve-voltmeter probe and measure the r.f. output at 8,300kHz and 9,300kHz. The two readings should be approximately equal and in the range 0.9 to 1V r.m.s. (unloaded value). Set the v.f.o. output to 9,300kHz and screw in the cores of the low-pass filter L_{33} and L_{34} equally until the valve-voltmeter reading just begins to reduce. At this point unscrew each core by one turn. Alignment has been undertaken without any biasing potential on D_{31} . When in normal operation with R_{190} connected to the "Calibrate" control, the mean potential on D_{31} will be about 2V and this will reduce the capacitance by

approximately 10pF. The v.f.o. can be brought back to correct calibration by re-adjusting C_{220} .

Receiver converter unit

Because a second signal generator is required for the heterodyning input (133.3 to 135.3MHz) to the receiver converter unit and the transmitter converter unit, it is at this stage an advantage to complete the construction by installing and wiring all units and panel controls in the main chassis — with the exception of the power amplifier.

Connect the valve-voltmeter probe to the "HET in" terminal and check that

the input level is 500 to 700mV r.m.s. Set slider of R_{211} to mid position, and tuning dial to 144.9MHz. Couple 100mV output from signal generator via a two turn link, to L_{39} and adjust the transceiver tuning knob until a 1.5kHz tone can be heard from the loudspeaker. Adjust cores of L_{40} and L_{41} for maximum S-meter reading. Transfer the link to L_{38} and adjust C_{249} and C_{244} for maximum S-meter reading. Couple the signal generator to the aerial input socket and adjust C_{242} and C_{237} for maximum meter reading. As each circuit is brought into resonance reduce the signal generator output to avoid overloading the following stages.

Re-set R_{211} as necessary to give equal voltages at source connection of Tr_{51} and Tr_{52} .

Transmit converter unit

Fit a TO-5 clip-on heat sink to Tr_{56} and bend the vanes as necessary to clear the screening can of L_{52} . Check that the emitter potential is 0.15V indicating a collector current of 15mA. This is not critical and can be in the range 10 to 20mA. If outside these limits it will be necessary to withdraw the p.c.b. and adjust the value of R_{224} .

Set the transceiver tuning dial to 145MHz. Connect the valve-voltmeter probe to "HET in", and check that the input level is in the range 500 to 700mV r.m.s. Set the slider of R_{216} to mid position. Connect 75ohm dummy load to "RF out" via two feet of coaxial cable, with the valve-voltmeter probe in parallel with the 75ohm load. Set the dust cores of L_{49} and L_{52} so that each core is just level with the top of the screening can. Connect the signal generator, set to 145MHz, to test point TP_6 . Operate the "press-to-talk" switch and adjust trimmers C_{276} , C_{277} , C_{281} and C_{282} for maximum output. Unscrew cores of L_{48} , L_{47} and L_{46} for maximum adjust C_{276} , C_{277} , C_{288} and C_{282} for any improvement in output. Transfer signal generator to test point TP_5 and adjust cores of L_{48} , L_{47} and L_{46} for maximum output.

Disconnect the signal generator from

the test point TP_5 . Connect the audio signal generator to the "Mic" input socket on the front panel, via a 40dB attenuator (1 megohm series arm, 1k-ohm shunt arm). Set the audio generator to 1.5kHz, operate "press-to-talk" switch and advance the audio output to drive the converter until the valve-voltmeter just begins to show a reading. Adjust cores of L_{45} and L_{44} for maximum output. As the circuits are brought into resonance reduce the audio drive to ensure that the following stages are not overloaded.

Finally adjust R_{216} for equal Tr_{53} and Tr_{54} source voltage.

Power amplifier

On the power amplifier, first check that the damping resistors R_{230} and R_{233} have been wired across the r.f.c.s. to the bases of Tr_{58} and Tr_{59} . Unsolder the link between C_{288} and C_{289} and replace with a milliammeter wired to extension leads. Connect the +12.7V supply to the +12V terminal. Adjust value of R_{227} to obtain Tr_{57} collector current of 10mA. Reconnect the link between C_{288} and C_{289} .

Unsolder the link between C_{303} and C_{314} . Connect stabilised 20V supply to C_{303} with the milliammeter in series and adjust value of R_{229} to obtain Tr_{58} collector current of 40mA.

Connect a 20V supply to the +20V terminal with the milliammeter in series. Adjust value of R_{232} to obtain Tr_{59} collector current of 90mA. Reconnect the link between C_{303} and C_{314} .

Assemble the amplifier in the die-cast screening box, install in the main chassis, and complete all connections.

Connect a 75ohm dummy load via a two foot length of coaxial cable to the junction of L_{66} and C_{312} , with the valve-voltmeter diode probe in parallel with the 75ohm load. Wire a suitable ammeter in series with the 20V supply. Couple a 1.5kHz audio tone into the "MIC" socket via a 40dB attenuator. Set the output of the audio generator to zero and operate the "press-to-talk" switch. Tr_{58} and Tr_{59} should be drawing the combined quiescent collector current of 130mA.

Set all trimmer capacitors and Tr_{59} tuning and loading capacitors to half value. Advance the audio generator output to drive the transmitter until a reading just begins to show on the valve-voltmeter. Adjust C_{283} and C_{284} for maximum output and immediately tune up C_{310} and C_{312} . Adjust C_{300} , C_{301} , C_{290} and C_{291} in that order. As the circuits are brought into resonance the ammeter reading will rise. Initially do not allow it to rise beyond 500mA by progressively reducing the audio drive as required. Now increase the drive from the audio generator to the maximum intended, which should be about 1.5 amps from the 20V supply and quickly re-adjust all capacitors for maximum r.f. output because they are all sensitive to the power level at which the associated transistor is running.

Disconnect the audio generator and plug the microphone into its socket. Whistle into the microphone to obtain a full output reading on the valve-voltmeter, and at the same time reduce the microphone amplifier gain with R_{25} (on the s.s.b. generator p.c.b.) until the power output just begins to drop.

At full output (single tone) expect a reading on the valve-voltmeter of 30 to 35V r.m.s. across a 75-ohm dummy load.

Set the "MODE" switch to the "FM" position, and adjust R_{101} (on the f.m. generator p.c.b.) until the power output just begins to drop.

Note that the continuous power output capability is limited by the available heat sinking. During the first weeks of operation it is a wise precaution to use a 20V power supply with an indicator ammeter. This enables the collector current of the power transistors Tr_{58} and Tr_{59} to be continuously monitored. If at any time the (zero signal) standing current starts to rise, it means that the transistors are being overdriven and denotes the onset of thermal runaway, (i.e., the dissipation is exceeding the capability of the heat sinking). Switch off immediately to allow the transistors to cool. Adjust the i.f. gain controls R_2 (s.s.b.) and R_{101} (f.m.) as appropriate to give some reduction to Tr_{58} and Tr_{59} power levels.

Dust core locking

It is most important that all the dust cores are an interference fit in the former and will hold their setting, and the material used must hold the core firmly but must not become solid, in case re-adjustment should be necessary at some future date. Before commencing alignment it is recommended that the screwed threads of each core and former are smeared with zinc ointment (obtainable from any chemist). The author has used this method for many years without any problems.

Operating notes

It is worth noting that the transmit output from the f.m. generator unit is a

S.s.b. generator unit a.g.c. performance

Signal Input		A.g.c. Line	Audio Output relative	
μV	dB relative 1 μV	(volts)	that at 10 μV signal mA	dB
0		5.5		
10	20dB	4.4	20	0dB
100	40dB	3.9	27	+3dB
1,000	60dB	3.5	30	+3.5dB
10,000	80dB	3.2	33	+4dB
100,000	100dB	2.9	35	+5dB

Test procedure

1. Signal generator on 10,700kHz connected "IF in" terminal post.
2. A.g.c. volts. AVO 8 on 10Vd.c. range.
3. Audio output. AVO 8 on 100mA a.c. range in series with loudspeaker.
4. Source rail, 3.3 volts. (2.7V BZY88 zener).
5. R_{n8} set at mid position (110 ohms).

It will be noted that the change in audio output is within 2dB for a change in i.f. input of 60dB and within 5dB for a change in i.f. input of 80dB. This represents very acceptable receiver i.f. performance.

c.w. carrier and the frequency modulation on the final 144 to 146MHz signal is derived from the v.f.o. Deviation is controlled by the microphone amplifier gain control potentiometer R_{117} (on the f.m. generator p.c.b.), and, in the absence of a deviation meter, this can be set to accepted amateur band requirements by "on-the-air" reports. The "CALIBRATE" control – nominally set at the mid position – will provide the required reference bias of 2 volts for the varicap diode in the v.f.o. unit.

For a final check on s.s.b. carrier attenuation, connect the "Aerial" output socket to a 75ohm dummy load with the diode probe of the valve-voltmeter in parallel across the load. Set the valve-voltmeter to the 1.5 volt range and remove the microphone from its socket. Operate the "press-to-talk" switch, and if there is a reading on the valve-voltmeter this denotes carrier leakage. Carefully re-balance the transmit modulator on the s.s.b. generator p.c.b. by adjusting R_{11} and C_{18} in step, until there is zero reading on the valve-voltmeter.

For the c.w. operator, transmission is conveniently effected by keying an outward transistorised 1kHz audio oscillator fed into the microphone input socket.

Both the receiver converter unit, and the transmitter power amplifier will work equally well into a 50ohm aerial system.

Modifications

As a result of more than two years "on-the-air" experience, two modifications have been incorporated to improve the s.s.b. operating convenience. These are as follows:

1. Wire a $10\mu\text{F}$ 10V capacitor across the end pins of R_2 on the printed circuit side of the s.s.b. generator p.c.b. This delays the gate 2 potential of Tr_1 and Tr_2 and prevents the transmission of a small "splash" of carrier caused by the switching transient when relay RL_1 changes over from "receive" to "transmit".
2. Relay RL_2 has a spare set of contacts which can be used to speed up the receiver a.g.c. recovery time, for those operators who like fast "break-in" operation. Connect the pole (pin 12) to chassis earth and the by-pass contact (pin 13) to chassis earth via a $47\mu\text{F}$ 25V capacitor. With a length of PVC-covered connecting wire routed along the fold of the chassis rear apron, connect pin 13 to gate 2 of the a.g.c. amplifier Tr_{17} (junction of R_{71} and R_{72} on the etched side of the p.c.b.) This modification shorts down Tr_{17} 's gate-2 potential to zero when transmitting, and prevents the switching transient feeding from the 10.7MHz i.f. amplifier into the a.g.c. system at high level.

Conclusion

This transceiver has been designed to provide a high level of performance

on both transmit and receive, together with a high standard of reliability and convenience of operation.

For the f.m.-only operator, construction can be greatly simplified by omitting the s.s.b. generator unit. Repeater operation on any channel in the 145 to 146MHz section of the band can be provided by installing two crystals 300kHz apart, in the phase-lock unit. (That is, 63.0MHz and 62.7MHz giving heterodyne frequencies of 126.0MHz and 125.4MHz.) The switching lines can be taken to a spare set of contacts on the change-over relay RL_2 , so that 126.0MHz is selected on "receive" and 125.4MHz on "transmit" for normal repeater operation. If reverse repeater operation is also required, it is only necessary to add a panel-operated, 2-pole 2-way switch and wire this so that the crystal switching lines can be reversed.

Because there is ample information in textbooks and other literature on stabilized power supplies, detailed constructional details have not been given. The two units used by the author incorporate simple series stabilization using BDY20 transistors with the usual BC108 and BZY88 reference diode, and have proved to be entirely satisfactory.

All prospective constructors are strongly advised to use – with the exception of the surplus S.T.C. 445-LQU 901B FM filter specified – only first class new guaranteed components and transistors.

Notes on Part 3. Component suffixes for L_1 to L_{14} in Fig. 11 are incorrect and should read respectively: 53, 54, 55, 60, 57, 56, 59, 62, 61, 58, 63, 64, 65 and 66. C_{228} in line four of p78 should read C_{288} . Fourth line of last column on p79 should read "... die-cast box are mounted vertically at either end of the chassis platform, and the squelch unit is mounted vertically on the rear panel." Caption to Fig. 16 on p80 refers to Tr_{58} and Tr_{59} and not Tr_{227} and Tr_{228} as shown. Component suffixes for C_{50} to C_{54} in Fig. 17 are incorrect and should read respectively: 200, 206, 203, 204 and 193. A table of d.c. voltage checks for this transceiver will be made available on request.

Books Received

Manual of Avionics, by Brian Kendal, is said by the publishers to enable the layman to acquire a working knowledge of radio nav aids, but to have as its primary aim the detailed analysis of electronics in civil aviation for the professional reader. The author, however, maintains that he has steered a middle course between the elementary and the mathematical analysis.

The book is certainly of interest to the layman, and is written at this level: it will probably not be of great help to the professional for the reasons given in the author's introduction – it is simply not possible to perform both tasks in one book. At the layman's level, it is extremely detailed, comprehensive and authoritative, if one bears in mind that the 'avionics' of the title is restricted to communications and navigational aids, including radar.

A short historical chapter, which manages to cover everything from Clerk Maxwell to cavity magnetrons in 26 pages, is followed by seven chapters on air traffic management, radio telephony and direction-finding, short-range nav aids and radio landing systems, radar, and the hyperbolic systems and Doppler navigation.



Richard Thornley spent almost a lifetime in the electronics industry and during the last 20 years, before retiring in December 1977, worked for the Pye/Philips Group commissioning and planning v.h.f. wired television systems. He has been a licensed radio amateur for 41 years and is mainly interested in research, development and construction – particularly in the field of s.s.b. Richard is well known in the amateur movement for his many technical articles which the Radio Society of Great Britain published from 1959 to 1973. Among his many designs is a patented simple method of operating tetrode valves as linear power amplifiers for s.s.b. transmission, without the use of conventional bias and screen power supplies.

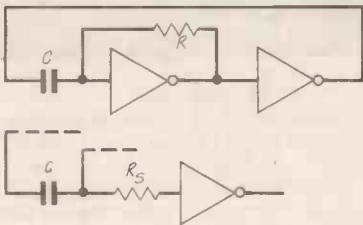
For anyone interested in gaining a fairly superficial (in professional terms) idea of the control and navigation of civil aircraft, the book can be highly recommended for its comprehensiveness and authority – the author is Senior Air Traffic Engineer of the Civil Aviation Authority. It is published by Granada Publishing, PO Box 9, Frogmore, St. Albans, Herts. at £10.

A Window in the Sky, by A. T. Lawton, is concerned with the possibilities opened up for astronomers by the use of equipment outside our atmosphere. In contrast to many works on astronomy, the book is not only immensely detailed and factual, it is also a 'good read.' Mr Lawton puts the case for extra-terrestrial instruments, discusses the techniques for putting them there and examines several possible 'sites' in space. When all the equipment is in place, there is then the problem of what to investigate and, after a detour into the physics of integrated circuits and optical and radio telescopes, the rest of the book is a survey of some of the astronomical phenomena already known and others only guessed at. The book is published in hardback by David and Charles, Brunel House, Newton Abbot, Devon, at £6.50.

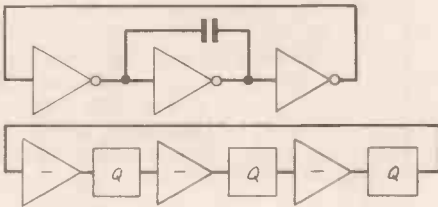
Astables: Logic gate circuits

by Peter Williams, Ph.D. Paisley College of Technology.

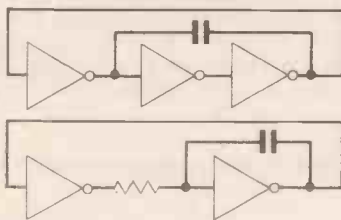
CMOS ASTABLE: DUAL INVERTER



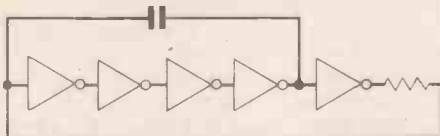
CMOS ASTABLE: TRIPLE INVERTER



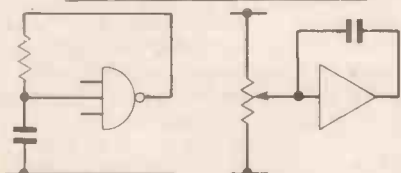
ALTERNATIVE INTERPRETATION



MULTI-INVERTER ASTABLES



SINGLE ACTIVE-ELEMENT ASTABLES



A widely quoted astable circuit using inverters from the c.m.o.s. logic family is shown, using one capacitor and one resistor. A modification using a second resistor R_s is also well-known but R_s plays no part in the frequency control; rather it isolates the protective diodes at the inverter input from the voltage step applied via the capacitor, thereby protecting the input and preventing the diodes from conducting heavily and disturbing the frequency. Because only two passive components are needed the circuit seems not to conform to any of types I to V (December issue). It does, however, contain a differentiator as in type IV and though the amplifier gain is much less the behaviour should be similar in this respect. The other amplifier has an inverting gain of relatively small magnitude and this corresponds to the see-saw amplifier of type IV. Hence this apparently new circuit is in fact type IV whether the inverters be c.m.o.s., t.t.l. or e.c.l.

Another common form of astable circuit quoted in the literature uses three inverters and a single capacitor with no passive resistors. It is sometimes described in terms of a three-phase oscillator. Such circuits are used as sinusoidal oscillators with 60° phase-shift per stage and with feedback or attenuation to limit the gain of each stage such that oscillation is not excessive. The present circuit is then argued to be a development of this with one external capacitor to define a longer time constant and hence lower the frequency. It is not then clear how the other inverters contribute to the response and the circuit certainly seems quite different from types I to V. It is unwise to press arguments based on sinusoidal response too hard when applied to switching behaviour and vice versa. The absence of a passive resistor does not mean that the circuits have no resistance. The output slope resistance of a c.m.o.s. inverter is quite high and the maximum current may be limited to < 1 mA. Hence to compare the circuit with one based on op.amps it has to be visualized with a resistor at each output.

There is a simple change that suggests a different interpretation of the circuit and allows it to be classified as a known type. The circuit is simply redrawn with the capacitor appearing to shunt two of the cascaded inverters rather than one. This involves no actual change since the capacitor is still connected across the single inverter — it is merely a changed appearance. The two cascaded inverters are equivalent to a single high-gain, non-inverting stage and, adding a resistor at the output of the first stage to represent its output resistance, the circuit is now seen to be functionally identical with type V. An inverting amplifier of finite gain drives a non-inverting amplifier with capacitive feedback via a resistive path. It is important to try re-arranging unfamiliar or difficult circuits to see if various sub-sections become recognizable. Many circuit diagrams have a layout that suits the whims of a designer or the convenience of a draughtsman; they have to be made to serve the understanding of the user.

Other apparently more complex astable circuits can sometimes be simplified readily. In the circuit shown the cascaded inverters become equivalent to either a high gain inverting or non-inverting amplifier depending on whether an odd or even number of inverters is employed. Once this is noted, then this circuit is obviously a type V astable again. As in the previous circuit the external resistor offers a considerable advantage — the resulting time constant can be very large and hence the frequency can be very low while using only a small value of capacitance. If the resistor is omitted the frequency also becomes strongly dependent on supply voltage via the variation in output resistance of the individual devices composing the inverter. The multiple delays in the cascaded inverters limit the upper frequency of oscillation but the high gain makes lower frequencies less dependent on parameter variations. Such circuits are not recommended for stable frequency clock generators, a task normally performed by crystal-controlled oscillators.

Astables can also be devised that use only a single active circuit and correspond to types I and II. In some logic families Schmitt circuits are already available often with more than one input. These add the AND function to the switching action. The circuit with the unused inputs inhibited behaves like an operational amplifier with series positive feedback and the signal applied to the inverting input, i.e. when the output is returned to the input via an RC section it becomes a type I astable. When the output is positive the capacitor charges until it reaches the upper threshold voltage, switching the output to zero and discharging the capacitor back toward the lower threshold. The op.amp. and potential divider in type II comprise a non-inverting amplifier of finite gain. If the combination is replaced by a non-inverting logic buffer an astable action should again result. The missing factor is that the circuit must have a quiescent state in the capacitor's absence that brings it into the linear region. A grounded resistor is not valid for a logic gate, and is here replaced by a potentiometer. When set in the linear region oscillations commence — an additional series resistor can be used to set the frequency.

Astables: Logic gate circuits

THEORY

● Both gates must enter their linear region for the loop gain to reach unity and initiate regenerative feedback. If these regions correspond to a small range of input voltages centred on $V_S/2$ the analysis is simple. For low-gain inverters both the waveforms and frequencies are less precise. It is assumed that input conduction is avoided (or minimized) as shown.

Under these conditions the outputs are anti-phase square waves with the transitions occurring as the differentiator input passes through $V_S/2$. On the positive going step this input is driven up to $V_S/2 + V_S = 3V_S/2$. At that instant the other end of the resistor is taken down to zero. Hence $V_1 = -3V_S/2$ while $V_2 = -V_S/2$

$$t_2 - t_1 = \tau \log_e 3 \approx 1.1\tau$$

The second part of the cycle has the differentiator input driven to $V_S/2 - V_S = -V_S/2$ while the other end of the resistor rises to V_S . Hence $V_1 = 3V_S/2$, $V_2 = V_S/2$ giving an identical time interval.

$$\text{Hence } T = 2\tau \log_e 3 = 2.2\tau$$

If the circuit is interpreted as a phase-shift circuit using analysis as for a sinusoidal response, invalid results are obtained.

● The modified form of the circuit has an inverter with a voltage-gain $\gg 1$. Hence its output is saturated for most of the timing cycle, and though type V in structure, a modified analysis is required. Again the thresholds are assumed to be close to $V_S/2$ and the CR junction is driven to $3V_S/2$ and $-V_S/2$ on the transitions.

This leads to comparable values of period and frequency, viz $T \approx 2.2\tau$

Second-order effects are important at high frequencies where gate delays modify the response. In each case an additional large value resistor should be added in series with any gate/inverter input subject to voltage steps going outside the supply lines.

● The first-order response is identical with that of the previous circuit. The Schmitt trigger is assumed to have upper and lower threshold voltages V_U and V_L . The time for the rising ramp is

$$t_2 - t_1 = \tau \log_e \left(\frac{V_2}{V_1} \right) = \tau \log_e \left(\frac{V_S - V_L}{V_S - V_U} \right)$$

$$\text{and for the falling ramp } \tau \log_e \left(\frac{-V_U}{-V_L} \right)$$

$$\text{The period is } T = \tau \log_e \left(\frac{V_S - V_L}{V_S - V_U} \right) + \log_e \left(\frac{V_U}{V_L} \right)$$

$$\therefore T = \tau \log_e \left(\frac{(V_S - V_U)V_U}{(V_S - V_U)V_L} \right) = \tau \log_e \left(\frac{\frac{V_S}{V_U} - 1}{\frac{V_S}{V_U} - 1} \right)$$

But for symmetrically placed thresholds

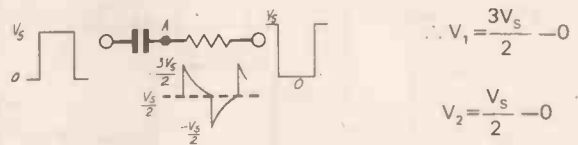
$$\frac{V_U + V_L}{2} = \frac{V_S}{2}$$

$$\therefore T = \tau \log_e \left[\frac{\frac{V_U + V_L}{V_U} - 1}{\frac{V_U + V_L}{V_U} - 1} \right] = \tau \log_e \left(\frac{V_U}{V_L} \right)^2 = 2\tau \log_e \left(\frac{V_U}{V_L} \right)$$

EXAMPLES

1. The c.m.o.s. astable has $R = 100k\Omega$ and is required to oscillate at 10kHz. Assuming that R_S is large enough to avoid conduction choose a suitable value of capacitance stating any assumptions.

The threshold of c.m.o.s. inverters is normally within the range 45 to 55% V_S . It is convenient to take the threshold as $V_S/2$.



$$\therefore V_1 = \frac{3V_S}{2} - 0$$

$$V_2 = \frac{V_S}{2} - 0$$

$$\therefore \text{Half-period } t_2 - t_1 = \tau \log_e \left(\frac{3V_S/2}{V_S/2} \right)$$

$$\frac{-V_S}{2} = \tau \log_e 3 = 1.1\tau$$

$$\therefore \text{Period} = 2.2\tau = 100 \cdot 10^{-6}$$

$$C = \frac{100 \times 10^{-6}}{2.2 \times 10^5} = 470 \text{pF}$$

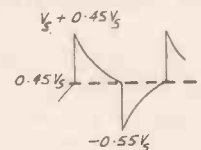
To check the effect of the variable threshold, assume each inverter switches at $0.45V_S$.

$$\therefore V_1 = V_S + 0.45V_S$$

$$V_2 = 0.45V_S$$

∴ First time interval

$$= \tau \log_e \left(\frac{1.45}{0.45} \right) = 1.170\tau$$



The second part of the cycle has

$$V_1' = -1.55V_S$$

$$V_2' = -0.55V_S$$

$$\therefore \text{Second time interval} = \tau \log_e \left(\frac{1.55}{0.55} \right) = 1.036\tau \quad \therefore T = 2.206\tau$$

This compares with a value of 2.197 for the symmetrical case if $\log_e 3$ is evaluated more accurately i.e. on changing the threshold by 5% of supply (or 10% of its initial value) the mark-space ratio changes from 1:1 to 1:1.12 a change of 13%, though the frequency changes by only 0.4%.

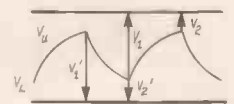
2. An astable is constructed with a c.m.o.s. Schmitt circuit having upper and lower thresholds of 3V and 6.5V at a supply voltage of 10V. Estimate the frequency of oscillation with an RC section having $\tau = 500\mu\text{s}$.

$$T = \tau \left[\log_e \left(\frac{V_U}{V_L} \right) + \log_e \left(\frac{V_1'}{V_2'} \right) \right]$$

$$= \tau \left[\log_e \left(\frac{V_S - V_L}{V_S - V_U} \right) + \log_e \left(\frac{-V_U}{-V_L} \right) \right]$$

$$= \tau \left[\log_e \left(\frac{V_S - V_L}{V_S - V_U} \right) \frac{V_U}{V_L} \right]$$

$$\therefore T_1 = 1.47\tau, f = 1.36 \text{kHz}$$



For symmetrically placed thresholds but with the same hysteresis of 3.5V,

$$V_U' = 5 + 1.75 = 6.75$$

$$V_L' = 5 - 1.75 = 3.25$$

$$T' = 2\tau \log_e \left(\frac{V_U}{V_L} \right) = 1.46\tau$$

This result can be obtained from the general case above by substitution as in the analysis opposite.

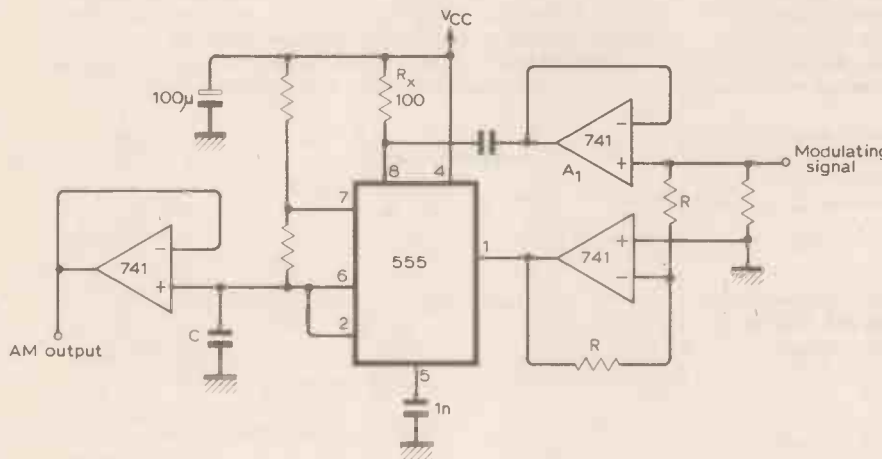
Circuit Ideas continued

Amplitude modulator

With a 555 connected in the astable mode the timing capacitor charges and discharges between $V_H = 2V_{cc}/3$ and $V_L = V_{cc}/3$. By simultaneously increasing or decreasing V_H to V_L symmetrically about $V_{cc}/2$, amplitude

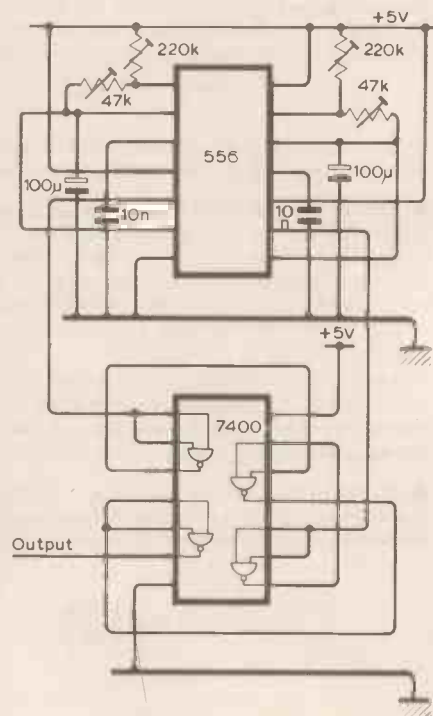
modulation can be achieved. Resistor R_x is a compromise between excessive drop under d.c. conditions and loading of op-amp A_1 .

A. D. Teckchandani
Faridabad
India



Long duration timer

The two oscillators constructed from a 556 have periods $T_1 + t_1$ and $T_2 + t_2$, where the outputs of the oscillators are high during T_1 and T_2 and low during t_1 and t_2 . Also, t_1 is much smaller than T_1 and t_2 is much smaller than T_2 , but T_1 and T_2 are almost, but not quite, equal. When the supply is connected the oscillators start simultaneously and there is a long duration before the low periods of the oscillators overlap. When this occurs a short low pulse is produced by the 7400. The maximum interval between the pulses can be estimated as follows. Let $t_1 = t_2 = t$ and let $T_2 = T_1 + t$.



It then takes T_1/t periods of the slow oscillator to overlap at the low duration. Therefore, the time delay T is $T_1 T_2 / t$ and can be very long. For example, if t is $50\mu s$ and $T_1 T_2$ is 18 min, T is 778 years. In the practical circuit with a 556 or two 555s, such long periods are not possible because the well known current spike, caused when the output of a 555 goes high, triggers the other oscillator into a low state before its high period has been completed. However, the new 355 timer should produce better results.

O. B. Hellman
Turku
Finland

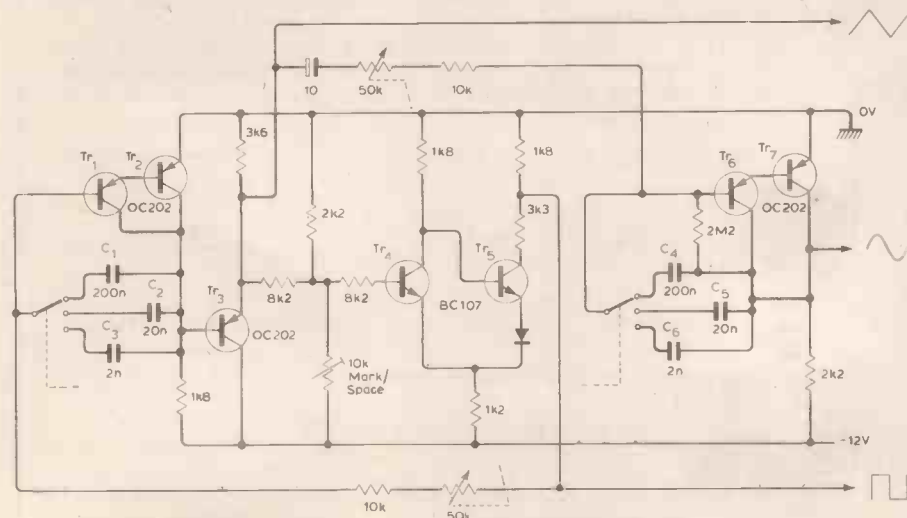
Simple waveform generator

For audio frequencies this waveform generator offers several advantages over the usual Wien bridge circuit. No amplitude stabilization is required, there are no spasmodic interruptions to the output when switching range, and a range of 10-1 is easily achieved with a standard twin-gang potentiometer.

The integrator Tr_1 Tr_2 , the emitter follower and the Schmitt trigger Tr_4 Tr_5 produce a triangular waveform at the collector of Tr_2 . This output is of constant

amplitude throughout the frequency range due to fixed triggering points. The triangular waveform also feeds a second integrator Tr_6 Tr_7 which produces a good sine wave of constant amplitude. The audio range is easily covered by three pairs of capacitors and the three outputs can be taken selectively to a single emitter follower.

F. V. Goodfellow
Southampton




NEW PRODUCTS


Solenoid-operated cassette units

Typical applications of two new solenoid-operated cassette mechanisms, the Symot models LW 104 and YME 1006, include remote data acquisition, automatic annunciation, and processing activities in security systems. The LW 104 has been designed for use with continuous loop cassettes and is manufactured in corrosion-resistant plastic with a close-fitting translucent dust cover. The control solenoid, which operates on either 6V or 12V d.c., pulls on the pinch wheel and head assembly. The standard motor is an electronically-regulated type with an external circuit. YME 1006 is an all-metal skeleton mechanism for use with either continuous loop or conventional compact cassettes. Three forms are available. — play only, record/replay with rewind facility and record/replay with cue and review facility. A (specially compounded) rubber capstan pinch roller permits permanent tape engagement without damage or roller indentation. Mono tape heads are fitted as standard and motors are mechanically regulated at 6V or 9V d.c. Symot Ltd, 22a Reading Rd, Henley-on-Thames, Oxfordshire RG9 1AG.

WW 301



WW 301



WW 302

Diagnostic engine tester

Diagnosis of engine timing and faults in the electrical system of petrol engines is the function of the SD-80 ignition tester manufactured by Albol Electronic and Mechanical Products. The unit is supplied from a 12V battery and the makers claim that, by its use, savings of about 10% can be made on petrol costs, although we assume that this presupposes that the engine is already operating below par. Functions covered by the tester include engine revs, ignition angle (with respect to t.d.c.), contact breaker make angle (dwell), battery voltage, h.t. voltage, plus two resistance checking ranges. The unit also powers a stroboscopic lamp for advance/retard measurement and dimensions are 250x310x170mm at a weight of 4.8kg (2.2lb). Price is £198 plus v.a.t. and a six-month guarantee is provided. Albol Electronic and Mechanical Products Ltd, 3 Crown St, London SE5.

WW 302



WW 303

7-segment l.e.d. display

Each of the seven segments of the Highland Electronics 31-019 l.e.d. display can be illuminated separately and the unit can be panel-mounted in a single 16mm diameter round hole. Terminations are provided on a miniature p.c.b., which is an integral part of the unit's construction and extends in a vertical plane from the moulded body of the display.



WW 304

The terminal print on the board aligns with a standard 7-way d.i.l. socket with 2.54mm terminal spacing. Alternatively, the unit may be hard-wired. Ten connections are provided, one for each segment, one for the decimal point and two commoned negative supply terminals. The display will operate on voltages between 1.7 and 2.7V (d.c.), with each segment and the decimal point drawing 15mA continuous, 80mA pulse, for 1ms at max. vol-

age. The display provides, apart from numerals, upper case letters ACEFHJLPUY and lower case letters bcdeghlnoruy. Highland Electronics, 8 Old Steine, Brighton, East Sussex BN1 1EJ.

WW 303

Pocket frequency meter

Mobile communications applications are the areas of use which Electroplan quotes for the Labgear CM7044 portable frequency meter. This instrument covers the range 10MHz to 500MHz and it is powered by rechargeable batteries. A small antenna (with b.n.c. fitting) is provided enabling measurement of transmissions to be made without disturbing the transmitter or making internal connections. Readings are presented on a 7-digit l.e.d. display in two ranges — 10 to 50MHz and 50 to 500MHz. Electroplan Ltd, PO Box 19, Orchard Road, Royston, Herts SG8 5HH.

WW 304

Radial component pre-former

An automatically fed machine, capable of forming and cropping up to 5000 components (radial capacitors and transistors) an hour is now available from Elite Engineering Ltd. The design of the machine allows the cropping and forming of components to



WW 305

the same form even where their bodies are different, without changing the tooling, although interchangeable tooling permits most different transistors to be cropped and formed for insertion in p.c. boards. Radial lead capacitors can be hopper fed if necessary or hand fed on to a belt if an especially difficult form is required. Demonstrations of the machine can be arranged or sample components sent to the makers for forming on standard

tools. Peter J. W. Noble, Elite Engineering Ltd, Unit 3, Saltern Lane, Fareham, Hants PO16 0TD. WW 305

Power supply and ni-cad charger

Producing an output of 13.8V d.c. at 750mA for amateur radio transceiver operation and a second output at 45mA, constant current, for recharging nickel-cadmium batteries, the Lar Modules PS1200, permits trans-



mission from the base station while recharging is taking place. The transceiver output supply is regulated and all switching is automatic. Protection circuits are included and output 2 (charger) is at negative ground. LAP Modules Ltd, 27 Cookridge St, Leeds, LS2 3AG.

WW 306

R.f.i. sealing paste


Described as "extremely fine in texture, consisting of a high concentration of pure silver particles in silicone resin" by the makers, Emerson and Cumming (UK) Ltd, Eccoshield SX is a conductive, non-hardening sealant and gasketing material for use as an r.f. shield. Volume resistivity of the paste is less than 0.005- Ω cm and it can be used at temperatures from -70°F to $+400^{\circ}\text{F}$ (-56°C to $+204^{\circ}\text{C}$) with no adverse effects. The paste's consistency can be changed by thinning with toluene and the manufacturer quotes its use on cover plates of conduit junction boxes, to replace knitted metal gaskets and on bolt threads where it can help to assure continuous electrical contact and to prevent corrosion. The claim is also made that structures sealed with Eccoshield have a measured insertion loss in excess of 100dB



for both electric and magnetic fields in the frequency range 10kHz to 10GHz. Emerson and Cumming (UK) Ltd, Colville Rd, Acton, London, W3. WW 307

Mains socket tester

Constructed in the form of a 13A mains plug top, a socket tester with a visual display which indicates a variety of fault conditions in a domestic mains supply is available from Galatrek. The makers say that when the tester is plugged into a socket (any form, including 5A or 15A round pin, these are connected by a length of cable) the neon display indicates "correct," "live fault," "no earth," "live/neutral




reversed," "neutral fault," and "live/earth reversed." The tester costs £4.50 including v.a.t. and a 3-phase remote tester is also available at £8.95 inc. v.a.t. Galatrek, Scotland St, Lanrwst, Gwynedd, LL26 0AL, North Wales.

WW 308

Tape head demagnetizer

Demagnetization of tape heads without the need to withdraw the demagnetizing yoke away from the head at a constant speed is the claim made by TDK for its battery-operated electronic head demagnetizer, type No. HD11. The defluxing operation can be carried out in 1s, and the yoke is adjustable to settings of 15° and 30° from the horizontal. The design of the unit also makes it possible to carry out defluxing of heads on many older models of tape recorder, some of which are difficult in terms of head access. TDK Tape Distributor (UK) Ltd., 11th Floor, Pembroke House, Wellesley Rd, Croydon, Surrey.

WW 309



Auto transformers

A range of transformers intended for the adaptation of modernized equipment which has been imported from the US is now available from F. H. Radford Ltd. This comprises a series of single phase auto transformers for either 240 or 220V supply, this input being transformed to 115V, by means of a single connection change. Four basic models are available as 500, 1000, 2000 and 3000VA units, each of which is equipped with two American 15A 3-pin outlets and a 3-core output lead. F. H. Radford Ltd, 38 Charlotte St, London W1P 1HP.

WW 310

Magazine storage rack

A collapsible frame moulded from polythene and held together by four metal tubes constitutes the Multi-file magazine storage rack. The frame is designed to hold up to 24 issues of a fairly weighty A4 publication (such as *Wireless World*) although a few more can be squeezed in if required. Each magazine is fitted with two clips which pinch at either end of the spine, and located at the centre spread — these must be fitted carefully to avoid tearing — and the journal is then hung by these polythene clips from the rails at each side of the frame. The price, ex works, is £8.50 each, including v.a.t. or £3.50 each per unit per 1000 and the rack is available in four colours — brown, light grey, blue and yellow. Alternative colours and "house" branding can be arranged on orders over 5000 at extra cost. Multi-file Ltd, Sands Industrial Estate, Hillbottom Rd, High Wycombe, Bucks.

WW 311

Long scale panel meter

Applications requiring higher than usual accuracy are quoted by Bach-Simpson (UK) for its new range of panel meters fea-

turing a 250° pointer deflection angle. These meters, specified as 2123L for d.c. and 2143L for a.c. (rectified) are self-shielded, permanent magnet moving-coil instruments with non-magnetic



pivots and spring-backed jewels; zero adjustment is via the front pivot. The facia dimensions of these meters are identical to the Simpson "Century" range of $3\frac{1}{2}$ in panel meters. Bach-Simpson (UK) Ltd, Trenant Estate, Wadebridge, Cornwall, PL27 6HD.

WW312

Noise blanking chip

Designed for the removal of noise spikes from broadcast f.m. composite signals before decoding, the Toko KB4436 is claimed by the UK distributor, Ambit International, to be capable of providing an improvement of approximately 25 to 30dB on the unblanked signal to noise ratio. This i.c. is specifically intended for the removal of short duration impulse noise such as that generated by a car's ignition circuits or d.c. motors. In order to maintain the 19kHz pilot tone during blanking periods, a signal derived from the decoder v.c.o. is added to the input signal for a period determined by the setting of externally-controlled time constants. This method ensures that the blanking process does not impair the quality of the output signal. Further information for alternative applications is available from the distributor and the one-off price of the i.c. is £2.53 excluding v.a.t. Ambit International, 200 North Service Rd, Brentwood, Essex CM14 4SG.

WW313



Finally, you can have all the advantages of DMMs and none of the disadvantages of analogues for about the same price.

Our new 169 is a tough, lightweight, battery-powered digital multimeter for use in the field or on the bench. It is a 3½-digit, full 5-function DMM with respectable .25% DC accuracy.

Its low-parts-count, high-efficiency design keeps power consumption to a minimum for longer component life and fewer failures. MTBF is 20,000 hrs. or about 10 years.

All 5 functions are fully protected – 1400V peak on DCV and ACV, 300V on Ω , 2A (250V) on DCA and ACA. The fuse is externally accessible for quick replacement. Extensive vibration stress-testing assures the 169 will stand up to all the mechanical shock and abuse normally associated with tough applications.

Is this the end for Analogue meters?

only one calibration adjustment a year is required. That adds up to a cost-of-ownership no other competitive DMM can touch. For example, the 169 needs only one battery change per year at a cost of about £1.50.

When you factor in features like function and range annunciation right on the display, auto-zero, auto polarity, 60% larger display than other DMMs and the easy-to-read, colour coded front panel, we think you'll get the point. No analogue meter or DMM can match the price/performance of the new 169. It costs £99 (plus VAT)

For information on the 169 or any Keithley DMM call (0734) 861287
Telex: 847047

Ex stock

WW — 059 FOR FURTHER DETAILS



KEITHLEY

Keithley Instruments Ltd.
1, Boulton Road
GB-Reading, Berkshire RG2 0NL
UNITED KINGDOM
(0734) 861287 Telex: (851) 847047

Keithley Instruments GmbH
Heighlhofstrasse 5
D-8000 München 70
(089) 714-40-65
Telex: 521 21 60

Keithley Instruments SARL
44, Rue Anatole France
F-91121 Palaiseau Cedex
01-014-22-06.
Telex: (842) 204188




SIMPLY AHEAD - and staying there!

O.E.M. PLATE POWER AMPLIFIERS

MADE IN ENGLAND

I.L.P. offer for prompt delivery, a range of O.E.M. Plate Power Amplifiers in three useful output ratings. These units are typical of I.L.P. design and manufacture — encapsulated circuitry, rugged construction, just five pin connections, trouble-free mounting, no output capacitor or other external components to be added, and operation from split line power source. **PRICES ARE KEENLY COMPETITIVE. QUALITY AND MANUFACTURE OF THE HIGHEST POSSIBLE STANDARDS.** Modules can also be manufactured to customer's own design.



**0.1% DISTORTION
WIDE BANDWIDTH
PROTECTED O/P TRANSISTORS
FULL LOAD LINE PROTECTION
NO EXTERNAL COMPONENTS
ONLY FIVE PINS TO CONNECT**



A division of I.L.P. ELECTRONICS LTD., GRAHAM BELL HOUSE, ROPER CLOSE, CANTERBURY, KENT, CT2 7EP (0227) 54778 : Telex 965780

UNIT PRICE FOR	100	250	500	1000	2500	5000
HY 120P 60W rms 8Ω	£10.30	£9.37	£8.51	£7.74	£7.04	£6.40
HY 200P 120W rms 8Ω	£13.18	£11.98	£10.89	£9.90	£9.00	£8.18
HY 400P 200W rms 4Ω	£19.26	£17.51	£15.92	£14.47	£13.16	£11.96

Sizes—
HYP 120P and HY 200P 116 × 50 × 23mm
HY 400P 116 × 75 × 23mm

WW—088 FOR FURTHER DETAILS

SOFTY

**IN FACT IS AN
INTELLIGENT
EPROM
PROGRAMMER**



with a range of serial and parallel inputs — plus a keyboard for manual entry.

SOFTY presents a hexa-decimal MAP OF MEMORY contents on a TV set. The user has an ASSEMBLER-FACILITY to manipulate the displayed data, and cassette-tape storage of working programs and useful routines.

When purchased as a microprocessor product development kit, Softy costs only £100.

For literature and the name of your local retailer, contact Dataman, P.O. Box 5, Dorchester, Dorset. DT2 7UB or Telephone 03002 700.



WW—092 FOR FURTHER DETAILS

WHOLESALE ELECTRONIC COMPONENTS

	Stock	Price
AU113	120	.98
3k-Presets	2,000	.01
TBA800	500	.44
4700 μF 16v Elec.	800	.14
7448 TTL	1,600	.20
16-Pin DIL Socket	5,000	.08
Z-80 P10 4MHz	30	6.50
2708 EPROM	500	4.39
2114 SRAM	800	3.51
4116 DRAM	800	4.50

And many more. Companies invited to send SAE for our up-to-date price list.

Please phone for availability before ordering. All our prices include 15% VAT. Postage extra.

STRUTT
ELECTRICAL AND
MECHANICAL ENGINEERING LTD.
ELECTRICAL COMPONENT
DISTRIBUTORS

3c BARLEY MARKET ST.
TAVISTOCK
DEVON PL19 05F
Tel. TAVISTOCK (0822) 5439
Telex: 45263

THREE FOR FREE FROM CSC



Electronics by Numbers
Projects No 4, No 5, No 6

Available from selected stockists
ELECTRONICS BY NUMBERS

RAIN ALARM

You need never be caught out by the weather again. The rain alarm will emit a warning sound whenever there's rain or moisture in the atmosphere. The current drawn from the battery is negligible so it can be left switched on for up to a year!

WOBBLY WIRE GAME


All the fun of the fair, in your own home! Test your skill at building and playing this version of the popular game, where a 'wand' has to be moved from one end of a wire to the other, without the loop at the end of the wand ever touching the wire.

HIGH QUALITY CONTINUITY TESTER

An invaluable piece of test gear for testing and fault finding circuits and wiring. Pure continuity checks can be carried out without being affected by adjoining circuitry.

Want to get started on building exciting projects but don't know how? Now using EXPERIMENTOR BREADBOARDS and following the instruction in our FREE "Electronics by Numbers" leaflets, ANYBODY can build electronic projects.

Look at the diagram, select R1, plug it in to the letter numbered holes on the EXPERIMENTOR BREADBOARD, do the same with the other components, connect to battery and ANYBODY can build a perfect working project.



YOU WILL NEED

- e.g. LED Bar Graph (a previous project) components EXP300 or EXP350
- D1 to D15 — Silicon Diodes
- R1 to R6 Resistors
- LED 1 to LED 6 Light emitting diodes


For the full detailed instructions, including "Electronics by Numbers" circuit diagrams, simply

take the coupon to your nearest CSC stockist or send direct to us and you will receive "THREE FREE PROJECTS FROM CSC".

If you missed Free project No's 1, 2 and 3, please tick the appropriate box in the coupon.

PROTO-BOARDS

The ultimate in breadboards for the minimum of cost. Two easily assembled kits.



PB6 Kit, 630 contacts, four 5-way binding posts accepts up to six 14-pin Dips.

PROTO-BOARD 6 KIT £9.20



PB 100 Kit complete with 760 contacts accepts up to ten 14-pin Dips, with two binding posts and sturdy base. Large capacity with Kit economy.

PROTO-BOARD 100 KIT £11.80

EXPERIMENTOR BREADBOARDS


No soldering modular breadboards, simply plug components in and out of letter number identified nickel-silver contact holes. Start small and simply snap-lock boards together to build a breadboard of any size.

All EXP Breadboards have two bus-bars as an integral part of the board, if you need more than 2 buses simply snap on 4 more bus-bars with the aid of an EXP 4B.


EXP 325 £1.60 The ideal breadboard for 1 chip circuits. Accepts 8, 14, 16 and up to 22 pin ICs. Has 130 contact points including two 10 point bus-bars.



EXP 350 £3.15 Specially designed for working with up to 40 pin ICs perfect for 3 & 14 pin ICs. Has 270 contact points including two 20 point bus-bars.



EXP 300 £5.75 The most widely bought bread-board in the UK. With 550 contact points, two 40 point bus-bars, the EXP 300 will accept any size IC and up to 6 x 14 pin DIPS.




EXP 600 £6.30 Most MICROPROCESSOR projects in magazines and educational books are built on the EXP 600



EXP 650 £3.60 Has '6" centre spacing so is perfect for MICROPROCESSOR applications.



EXP 4B £2.30 Four more bus-bars in "snap-on" unit.



The above prices are exclusive of P&P and 15% VAT.

THE CSC 24 HOUR SERVICE TELEPHONE (0799) 21682

With your Access, American Express, Barclaycard number and your order will be in the post immediately

CONTINENTAL SPECIALTIES CORPORATION



CSC (UK) LTD.
Dept 7EE Shire Hill Industrial Estate Unit 1
Saffron Walden, Essex CB11 3AQ
Tel: Saffron Walden (0799) 21682. Telex: 817477

IT'S EASY WITH C.S.C.

TO RECEIVE YOUR FREE COPY OF PROJECTS 4, 5 and 6.

Just clip the coupon

Give us your name and full postal address (in block capitals). Enclose cheque, postal order or credit card number and expiry date, indicating in the appropriate box(es) the breadboard(s) you require.

For immediate action

The C.S.C. 24 hour, 5 day a week service. Telephone 0799 21682 and give us your Access, American Express or Barclaycard number and your order will be in the post immediately

EXPERIMENTOR BREADBOARDS	CONTACT	IC CAPACITY 14 PIN DIP	UNIT PRICE INC. P&P & 15% VAT	Qty req.
EXP 325	130	1	£ 2.70	
EXP 350	270	3	£ 4.48	
EXP 300	550	6	£ 7.76	
EXP 600			£ 8.39	
EXP 650	270	use with 0.6 pitch Dip's Strip Bus-Bar	£ 5.00	
EXP 4B	Four 40 Point Bus Bars		£ 3.50	

PROTO-BOARDS	CONTACT	IC CAPACITY 14 PIN DIP	UNIT PRICE INC. P&P & 15% VAT	Qty req.
PB6	630	6	£11.73	
PB100	760	10	£14.72	

C.S.C.(UK)LTD. Dept 7EE Shire Hill Industrial Estate Unit 1 Saffron Walden, Essex CB11 3AQ
Tel: Saffron Walden (0799) 21682. Telex: 817477

NAME

ADDRESS

I enclose cheque/P.O. for £
Debit my Barclaycard, Access, American Express card No.
Expiry date

If you missed project No's 1, 2 and 3.
Project 1: Two-Transistor Radio. Project 2: Fish'n'Clicks. Project 3: Led Bar Graph tick box

For Free catalogue tick box

The 7208 600 MHz Mini Counter

the quality low cost counter

FEATURES . . .

- All Metal Cabinet ● 8 Digit .4" LED Display ● Built-in Prescaler ● Automatic Dp Placement ● Gate Light ● IC Sockets Included ● 240V or 12V Operation ● Proportional Control Crystal Oven (Optional) ● Built-in VHF-UHF Preamp ● Completely Portable with Rechargeable Batteries (Optional).

AVAILABLE FROM THE EXCLUSIVE U.K. DISTRIBUTORS:

SOTA COMMUNICATION SYSTEMS LTD.
 26 CHILDWALL LANE, BOWRING PARK, LIVERPOOL L14 6TX
 MERSEYSIDE. TEL. 051-480 5770 Telex 627110 SOTA G



DESCRIPTION

The Davis 7208 VHF-UHF Frequency Counter incorporates the latest LSI technology in a wide range portable instrument at a reasonable price. The 7208 offers outstanding features including an all metal cabinet for RF shielding, large 8 digit display, built-in prescaler, automatic DP, and with the built-in VHF-UHF preamp the 7208 can directly measure low level RF signals from RF generators. The 7208 can also be operated completely portable with the Ni-Cad battery option. Price £145.00 + VAT.

New Bear Components

CALLERS AND MAIL ORDER: 40 Bartholomew Street, Newbury, Berks. Tel: 0635 30505

Microcomputing I.C.'s

MC6800	£ 7.15
MC6802	£ 8.50
MC6821	£ 4.63
MC6850	£ 6.74
MC6810AP	£ 3.61
MC6840	£ 12.72
MC8602P	£ 2.88
MCI4536P	£ 3.69
MC3459	£ 2.43
Z80 CPU 2.5MHz	£ 8.99
Z80 P10 2.5MHz	£ 7.99
Z80 CTC 2.5MHz	£ 7.99
Z80A CPU 4MHz	£ 13.99
Z80A P10 4MHz	£ 10.00
Z80A CTC 4MHz	£ 10.00
SC/MP 11	£ 8.88
(INS 8060N)	
INS 8154N	£ 8.18
8080A	£ 6.03
6502	£ 9.90
6522	£ 7.90
6532	£ 12.56
6551	£ 10.79
6545	£ 16.66

ACORN S100 at NEWBEAR

Z80 CPU BOARD	£26.25
8K STATIC RAM BOARD	£18.75
DISK INTERFACE BOARD	£26.25
V.D.U. BOARD	£18.75
2708/2716 EPROM BOARD	£18.75
PROTOTYPING BOARD	£18.75
RANGE OF MOTHERBOARDS	
S100 CONNECTORS	£ 3.95

Memories

4116 (16K DYNAMIC)	£ 6.99
2102-1*	£ 0.85
2102L-1*	£ 0.99
2112	£ 2.25
2114	£ 6.99
2708	£ 6.99
MC6803L7 (MIKBUG)	£ 13.65
2716 (INTEL)	£ 21.50

6502 BASED MICRO KIT	£65.00
8K RAM KIT	£95.00
MAINS ADAPTOR	£ 5.00
V.D.U. KIT	£88.00

SPECTRONICS

UV Eprom-Erasing Lamp

PE14	Erases up to 6 chips. Takes approx. 19 mins.	£ 56.00
PE14T*	Erases up to 6 chips. Takes approx. 19 mins.	£ 76.58
PE24T*	Erases up to 9 chips. Takes approx. 15 mins.	£111.22
PR125*	Erases up to 6 chips. Takes approx. 7 mins.	£237.84
PR320T*	Erases up to 36 chips. Takes approx. 7 mins.	£384.09
PC1000*	Erases up to 72 chips. Takes approx. 7 mins.	£842.83

UV Eprom-Erasing Cabinet

PC2000*	Erases up to 144 chips. Takes approx. 7 mins.	£1227.69
---------	---	----------

* Includes a 60 min. Timer.

TERMS: Credit Sales (minimum £10.00) Barclaycard and Access Welcome. Please add 15% VAT.


CALLERS ONLY: 220-222 Stockport Road, Cheadle Heath, Stockport Tel: 061 491 2290
 SEND FOR OUR NOVEMBER CATALOGUE AND BOOK LIST.

WW — 009 FOR FURTHER DETAILS


FREQUENCY COUNTERS — OSCILLOSCOPES — OFF-AIR RECEIVERS

20 MODELS AVAILABLE INCLUDING LED VERSIONS AND TALKING READOUTS

250MHz
801 B/M
£250
Crystal oven
3 parts 10⁹



MAINS
12V. BATTERY
PORTABLE
OSCILLOSCOPE



MODEL
S1500
15MHz
Dual Trace
£280

401A	50MHz 6 Digit	£150
801B/M	250MHz 8 Digit	£250
901M	520MHz 8 Digit	£325
1001M	1-2GHz 8 Digit	£550
OFF-AIR RECEIVER		£125

A professional standard model dual trace DC to 15MHz. Usable to 25MHz with alternate, chop and single-channel A or B amplifier selection. 5mv/cm, accuracy 3%. Excellent triggering wide range time base.



R.C.S. ELECTRONICS, WOLSEY ROAD, ASHFORD, MIDDX. ASHFORD 53661

SUPPLIERS TO: Ministry of Defence, G.P.O., B.B.C., N.P.L. Government Depts., Crystal Manufacturers and Electronic Laboratories world-wide

WW — 046 FOR FURTHER DETAILS

SEMICONDUCTORS SEND YOUR ORDERS TO
DEPT. WW11, PO BOX 6, WARE, HERTS.
VISIT OUR SHOP AT: 3 BALDOCK ST, WARE, HERTS.
TEL: 0920 3182. TELEX: 817861

TRANSISTORS

AC126 £0.21	BC148 £0.08	BC549 £0.12	BU105 £1.84	ZTX109 £0.11
AC127 £0.21	DC149 £0.08	BC550 £0.16	BU205/02 £2.24	ZTX300 £0.13
AC128 £0.18	BC157 £0.12	BC556 £0.16	BU204 £1.61	ZTX500 £0.14
AC128K £0.30	BC159 £0.12	BC557 £0.15	BU205 £1.61	2N1613 £0.23
AC132 £0.23	BC161 £0.14	BC558 £0.14	BU208/02 £2.58	2N1711 £0.23
AC134 £0.23	BC167 £0.14	BC559 £0.16	MUE2955 £1.04	2N1889 £0.51
AC137 £0.23	BC168 £0.14	BD115 £0.58	MUE3055 £0.69	2N1890 £0.51
AC141 £0.25	BC169 £0.10	BD116 £0.92	MUE3440 £0.69	2N1893 £0.35
AC141K £0.35	BC169C £0.12	BD121 £0.75	MPF102 £0.32	2N2147 £0.86
AC142 £0.23	BC170 £0.10	BD124 £0.81	MPF104 £0.40	2N2148 £0.81
AC176 £0.21	BC171 £0.10	BD131 £0.40	MPFA05 £0.40	2N1510 £1.15
AC176K £0.30	BC172 £0.10	BD132 £0.40	MPSA05 £0.23	2N2192 £0.44
AC178 £0.29	BC173 £0.10	BD133 £0.46	MPSA06 £0.23	2N2193 £0.44
AC179 £0.29	BC177 £0.18	BD135 £0.44	MPSA55 £0.23	2N2194 £0.44
AC180 £0.23	BC178 £0.18	BD136 £0.40	MPSA56 £0.23	2N2217 £0.25
AC180K £0.32	BC179 £0.18	BD137 £0.40	OC22 £1.73	2N2218 £0.25
AC181 £0.23	BC180 £0.29	BD138 £0.41	OC35 £1.03	2N2218A £0.23
AC181K £0.32	BC181 £0.10	BD139 £0.41	OC24 £1.55	2N2219 £0.23
AC187 £0.21	BC182L £0.10	BD140 £0.41	OC25 £1.15	2N2219A £0.25
AC187K £0.32	BC183 £0.10	BD155 £0.60	OC26 £1.15	2N2904 £0.23
AC188 £0.21	BC183L £0.10	BD175 £0.60	OC28 £0.92	2N2904A £0.24
AC188K £0.32	BC184 £0.10	BD176 £0.60	OC29 £1.09	2N2905 £0.20
AD140 £0.60	BC207 £0.13	BD177 £0.78	OC35 £1.03	2N2905A £0.23
AD142 £0.98	BC208 £0.13	BD178 £0.78	OC36 £1.03	2N2906 £0.21
AD143 £0.86	BC209 £0.14	BD179 £0.86	OC70 £0.27	2N2906A £0.21
AD149 £0.60	BC212 £0.10	BD203 £0.92	OC71 £0.17	2N2907 £0.23
AD161 £0.40	BC212L £0.10	BD204 £0.92	TIC44 £0.33	2N2907A £0.25
AD162 £0.40	BC213 £0.10	BDY20 £0.92	TIC45 £0.40	2N2926C £0.10
AD161 162MP £0.81	BC213L £0.10	BF457 £0.43	TI290A £0.46	2N2926E £0.09
AF124 £0.35	BC214L £0.10	BF458 £0.43	TI292B £0.48	2N2926H £0.09
AF125 £0.35	BC227 £0.18	BF594 £0.35	TI292C £0.51	2N2926K £0.09
AF126 £0.35	BC238 £0.18	BF596 £0.32	TI303B £0.48	2N3053 £0.18
AF127 £0.37	BC239 £0.17	BF830 £0.35	TI303C £0.50	2N3054 £0.46
AF139 £0.40	BC251A £0.18	BF840 £0.29	TI310A £0.46	2N3055 £0.46
AF186 £0.58	BC301 £0.32	BR879 £0.32	TI311B £0.48	2N3614 £1.15
AF239 £0.47	BC302 £0.32	BR880 £0.32	TI313C £0.50	2N3615 £1.21
AL102 £1.38	BC303 £0.32	BFX29 £0.25	TI322A £0.48	2N3616 £1.21
AL103 £1.38	BC304 £0.44	BFX30 £0.35	TI322B £0.48	2N3646 £0.10
AU104 £1.61	BC327 £0.17	BFX85 £0.28	TI322C £0.50	2N3702 £0.09
AU110 £1.61	BC328 £0.17	BFX85 £0.28	TI311A £0.50	2N3703 £0.09
AU113 £1.61	BC337 £0.17	BFX86 £0.29	TI418 £0.52	2N3704 £0.08
BC107A £0.09	BC338 £0.17	BFX87 £0.25	TI41C £0.55	2N3705 £0.08
BC107B £0.10	BC440 £0.35	BFX88 £0.25	TI42A £0.50	2N3706 £0.09
BC107C £0.12	BC441 £0.35	BFY50 £0.18	TI42B £0.52	2N3707 £0.09
BC108A £0.09	BC460 £0.44	BFY51 £0.18	TI42C £0.55	2N3708 £0.08
BC108B £0.11	BC461 £0.44	BFY52 £0.18	TI2955 £0.59	2N3709 £0.08
BC108C £0.12	BC477 £0.23	BP19 £0.44	IT543 £0.25	2N3710 £0.08
BC109A £0.09	BC478 £0.23	BP20 £0.44	IT590 £0.20	2N3711 £0.08
BC109B £0.10	BC479 £0.23	BP19P £0.44	UT46 £0.23	2N3819 £0.21
BC109C £0.12	BC547 £0.12	20MP £0.92	2TX107 £0.11	2N3820 £0.40
BC147 £0.08	BC548 £0.12	BRV39 £0.51	ZTX108 £0.11	

THYRISTORS

Volts No	Price	Volts No	Price
50 THY1A/50	£0.29	50 THY7A/50	£0.55
100 THY1A/100	£0.32	100 THY7A/100	£0.58
200 THY1A/200	£0.36	200 THY7A/200	£0.61
400 THY1A/400	£0.43	400 THY7A/400	£0.71
600 THY1A/600	£0.51	600 THY7A/600	£0.89
800 THY1A/800	£0.66	800 THY7A/800	£1.05

LEDs

O/mo	Size	Colour	Price
1501	125	RED	£0.11
1502	125	GREEN	£0.21
1503	125	YELLOW	£0.21
1504	2	RED	£0.11
1505	2	GREEN	£0.21
1506	2	YELLOW	£0.21
1509	2	CLEAR	£0.12

(H, Red)

SUPER 'Hi-Brite' Type

1521	125	RED	£0.11
1522	125	RED	£0.11
1514	ORP12	Light dependent resistor	£0.63
1520	OC71	Photo transistor	£0.40

SILICON RECTIFIERS

200MA	Price	10 Amp	Price
IS920 50v	£0.07	IS10/50 50v	£0.21
IS921 100v	£0.08	IS10/100 100v	£0.24
IS922 150v	£0.09	IS10/200 200v	£0.26
IS923 200v	£0.10	IS10/400 400v	£0.40
IS924 300v	£0.11	IS10/600 600v	£0.48
IS1015 50v	£0.05	IS10/800 800v	£0.58
IN4001 50v	£0.05	IS10/1000 1000v	£0.69
IN4002 100v	£0.05	IS10/1200 1200v	£0.79
IN4003 200v	£0.07		
IN4004 400v	£0.08		
IN4005 600v	£0.09		
IN4006 800v	£0.10		
IN4007 1000v	£0.11		
IS015 50v	£0.10		
IS020 100v	£0.11		
IS021 200v	£0.11		
IS023 400v	£0.14		
IS025 600v	£0.16		
IS027 800v	£0.18		
IS029 1000v	£0.23		
IS031 1200v	£0.28		
IS400 50v	£0.16		
IS401 100v	£0.17		
IS402 200v	£0.18		
IS403 400v	£0.19		
IS406 600v	£0.24		
IS407 800v	£0.28		
IS408 1000v	£0.34		

CLIPS

1508/1	125 pack of 5	125 clips	£0.17
1508/2	2 pack of 5	2 clips	£0.20

DISPLAYS

DL703	7 segment O.P. left (30" height) common anode, single digit	O/NO 1523	£0.80
DL707	7 segment D.P. left (30" height) common anode, single digit	O/NO 1510	£0.92
DL527	7 segment D.P. left (50" height) common anode, two-digit reflector	O/NO 1524	£1.95
DL727	7 segment D.P. right (510" height) common anode, two-digit light pipe	O/NO 1521	£2.53
DL747	7 segment D.P. left (630" height) common anode, single-digit light pipe	O/NO 1511	£1.72

OPTO-ISOLATORS

Isolation Breakdown - Voltage 1500 - continuous fwd current 100mA

CIL74	Single-channel 8 pin DIP standard type - optically coupled pair with infra-red LED emitter and NPN silicon photo transistor	O/NO 1497	£0.57
CIL74A	Multi-channel 8 pin DIP two isolated channels	O/NO 1498	£1.15
CIL74A	Multi-channel 16 pin DIP four isolated channels	O/NO 1499	£2.53

SECOND GRADE LED PACK

A pack of 10 standard sizes and colours which fail to perform to their very rigid specification but which are ideal for amateurs who do not require the full spec.
 O NO 1507 £1.72

74 SERIES TTL

Type	Price	Type	Price	Type	Price	Type	Price	Type	Price
7400	£0.10	7427	£0.27	7472	£0.23	74105	£0.43	74163	£0.71
7401	£0.12	7428	£0.29	7473	£0.28	74107	£0.27	74164	£0.78
7402	£0.12	7430	£0.32	7474	£0.28	74110	£0.41	74165	£0.78
7403	£0.12	7432	£0.25	7475	£0.33	74111	£0.59	74166	£0.89
7404	£0.12	7433	£0.34	7476	£0.28	74118	£0.92	74174	£0.74
7405	£0.12	7437	£0.25	7480	£0.50	74119	£1.35	74175	£0.71
7406	£0.25	7438	£0.24	7481	£0.97	74121	£0.27	74176	£0.66
7407	£0.25	7440	£0.13	7482	£0.78	74122	£0.44	74177	£0.66
7408	£0.12	7441	£0.57	7483	£0.66	74123	£0.46	74180	£1.72
7409	£0.14	7442	£0.46	7484	£1.01	74136	£0.59	74181	£0.66
7410	£0.12	7443	£0.80	7485	£0.75	74141	£0.63	74182	£0.80
7411	£0.19	7444	£0.80	7486	£0.25	74145	£0.63	74184	£0.80
7412	£0.17	7445	£0.74	7489	£1.95	74150	£0.78	74190	£0.78
7413	£0.27	7446	£0.69	7490	£0.36	74151	£0.55	74191	£0.71
7414	£0.57	7447	£0.55	7491	£0.73	74155	£0.55	74192	£0.69
7416	£0.26	7448	£0.64	7492	£0.40	74154	£0.94	74193	£0.66
7417	£0.26	7450	£0.12	7493	£0.34	74155	£0.57	74194	£0.71
7420	£0.12	7451	£0.12	7494	£0.86	74156	£0.57	74195	£0.69
7421	£0.23	7453	£0.12	7495	£0.57	74157	£0.57	74196	£1.20
7422	£0.18	7454	£0.12	7496	£0.57	74160	£0.66	74197	£1.20
7423	£0.24	7460	£0.12	74100	£0.97	74161	£0.71	74198	£2.12
7425	£0.21	7470	£0.28	74104	£0.44	74162	£0.71	74199	£2.12
7426	£0.26								

CMOS ICs

Type	Price	Type	Price	Type	Price	Type	Price
CD4000	£0.16	CD4015	£0.87	CD4026	£1.38	CD4043	£1.01
CD4001	£0.17	CD4016	£0.88	CD4027	£0.57	CD4044	£0.94
CD4002	£0.19	CD4017	£0.86	CD4028	£0.78	CD4045	£1.67
CD4006	£0.15	CD4018	£0.97	CD4029	£0.97	CD4046	£1.49
CD4007	£0.09	CD4019	£0.48	CD4030	£0.55	CD4047	£1.00
CD4008	£0.05	CD4020	£1.03	CD4031	£2.30	CD4049	£0.48
CD4009	£1.51	CD4021	£0.94	CD4035	£1.15	CD4050	£0.48
CD4010	£0.55	CD4022	£0.94	CD4037	£1.09	CD4054	£1.26
CD4011	£0.17	CD4023	£0.77	CD4040	£1.01	CD4055	£1.15
CD4012	£0.18	CD4024	£0.74	CD4041	£0.87	CD4056	£1.55
CD4013	£0.48	CD4025	£0.17	CD4042	£0.82	CD4069	£1.19

LINEAR

Type	Price	Type	Price	Type	Price	Type	Price
CA3011	£0.92						



NRDC-AMBISONIC UHJ



SURROUND SOUND DECODER

The first ever kit specially produced by Integrex for this British NRDC backed surround sound system which is the result of 7 years' research by the Ambisonic team. W.W. July, Aug., '77.

The unit is designed to decode not only UHJ but virtually all other 'quadrophonic' systems (Not CD4), including the new BBC HJ 10 input selections

The decoder is linear throughout and does not rely on listener fatiguing logic enhancement techniques. Both 2 or 3 input signals and 4 or 6 output signals are provided in this most versatile unit. Complete with mains power supply, wooden cabinet, panel, knobs, etc.

Complete kit, including licence fee **£49.50 + VAT**
or ready built and tested **£67.50 + VAT**

NEW S5050A STEREO AMP

50 watts rms-channel. 0.015% THD. S/N 90 dB, Mags/n 80 dB.
Output device rating 360w per channel

Tone cancel switch. 2 tape monitor switches.

Metal case—comprehensive heatsinks

Complete kit only **£63.90 + VAT.**



INTRUDER 1 Mk. 2 RADAR ALARM

With Home Office Type approval

The original "Wireless World" published Intruder 1 has been re-designed by Integrex to incorporate several new features, along with improved performance. The kit is even easier to build. The internal audible alarm turns off after approximately 40 seconds and the unit re-arms. 240V ac mains or 12V battery operated. Disguised as a hard-backed book. Detection range up to 45 feet.

Complete kit £49.50 plus VAT.

Wireless World Dolby noise reducer

Trademark of Dolby Laboratories Inc.



Featuring:

- switching for both encoding (low-level h.f. compression) and decoding
- a switchable f.m. stereo multiplex and bias filter.
- provision for decoding Dolby f.m. radio transmissions (as in USA).
- no equipment needed for alignment.
- suitability for both open-reel and cassette tape machines.
- check tape switch for encoded monitoring in three-head machines.

Typical performance

Noise reduction better than 9dB weighted.
Clipping level 16.5dB above Dolby level (measured at 1% third harmonic content)

Harmonic distortion 0.1% at Dolby level typically 0.05% over most of band, rising to a maximum of 0.12%

Signal-to-noise ratio: 75dB (20Hz to 20kHz, signal at Dolby level) at Monitor output

Dynamic Range >90db

30mV sensitivity.

Complete Kit **PRICE: £43.90 + VAT**

Also available ready built and tested

Price £59.40 + VAT

Calibration tapes are available for open-reel use and for cassette (specify which)

Price £2.40 VAT

Single channel plug-in Dolby TM PROCESSOR BOARDS (92 x 87mm) with gold plated contacts and all components

Price £9.00 + VAT

Please add VAT @ 15%

We guarantee full after-sales technical and servicing facilities on all our kits, have you checked that these services are available from other suppliers?



All kits are carriage free

INTEGREX LTD.

Please send SAE for complete lists and specifications

Portwood Industrial Estate, Church Gresley,

Burton-on-Trent, Staffs DE11 9PT

Burton-on-Trent (0283) 215432 Telex 377106

INTEGREX

S-2020TA STEREO TUNER/AMPLIFIER KIT

SOLID MAHOGANY CABINET

A high-quality push-button FM Varicap Stereo Tuner combined with a 24W r.m.s. per channel Stereo Amplifier.



Brief Spec. Amplifier Low field Toroidal transformer, Mag. input, Tape In/Out facility (for noise reduction unit, etc.), THD less than 0.1% at 20W into 8 ohms. Power on/off FET transient protection. All sockets, fuses, etc., are PC mounted for ease of assembly. Tuner section uses 3302 FET module requiring no RF alignment, ceramic IF, INTERSTATION MUTE, and phase-locked IC stereo decoder. LED tuning and stereo indicators. Tuning range 88—104MHz. 30dB mono S/N @ 1.2µV. THD 0.3%. Pre-decoder 'birdy' filter. **PRICE: £59.95 + VAT**

NELSON-JONES MK.2 STEREO FM TUNER KIT Price: £69.95 + VAT.
Improved performance with linear phase IF and second generation IC decoder.

NELSON-JONES MK.1 STEREO FM TUNER KIT


A very high performance tuner with dual gate MOSFET RF and Mixer front end, triple gang varicap tuning, and dual ceramic filter/dual IC IF amp.



Brief Spec. Tuning range 88—104MHz. 20dB mono quieting @ 0.75µV. Image rejection — 70dB. IF rejection — 85dB. THD typically 0.4%. IC stabilized PSU and LED tuning indicators. Push-button tuning and AFC unit. Choice of either mono or stereo with a choice of stereo decoders.

Compare this spec. with tuners costing twice the price.

Mono £36.40 + VAT
With ICPL Decoder £40.67 + VAT
With Portus-Haywood Decoder
£44.20 + VAT



Sens. 30dB S/N mono @ 1.2µV
THD typically 0.3%
Tuning range 88—104MHz
LED sig. strength and stereo indicator

STEREO MODULE TUNER KIT

A low-cost Stereo Tuner based on the 3302 FET RF module requiring no alignment. The IF comprises a ceramic filter and high-performance IC Variable INTERSTATION MUTE. PLL stereo decoder IC. Pre-decoder 'birdy' filter Push-button tuning

PRICE: Stereo £33.95 + VAT



S-2020A AMPLIFIER KIT

Developed in our laboratories from the highly successful "TEXAN" design. PC mounting potentiometers, switches, sockets and fuses are used for ease of assembly and to minimize wiring Power 'on/off' FET transient protection.

Typ Spec. 24+24W r.m.s. into 8-ohm load at less than 0.1% THD. Mag. PU input S/N 60dB. Radio input S/N 72dB. Headphone output. Tape In/Out facility (for noise reduction unit, etc.). Toroidal mains transformer.

PRICE: £35.95 + VAT

BASIC NELSON-JONES TUNER KIT	£15.70 + VAT	PHASE-LOCKED IC DECODER KIT	£4.47 + VAT
BASIC MODULE TUNER KIT (stereo)	£18.50 + VAT	PUSH-BUTTON UNIT	£6.00 + VAT
PORTUS-HAYWOOD PHASE-LOCKED STEREO DECODER KIT			£8.80 + VAT

West Hyde have the greatest range of instrument cases

WH MOD-3



301	15.6	106	133	£8.10
302	15.6	106	133	£8.70
303	15.6	135	133	£10.50
304	25.7	106	133	£9.80
305	25.7	106	133	£10.90
306	25.7	135	133	£13.25

Attractive gloss blue PVC/Steel cases of wrap-round construction. Removable front and back panels give full access. Grey PVC/steel panels accept Letraset. Supplied with W.H. self-adhesive feet. Black cases also available, slight extra cost.

WH MOD-2



A very popular case of universal use. Modular design. Stores flat. Chassis fixes between front and back panels of PVC/aluminium. Covers of PVC/steel. Cheap enough for production, ideal for development work.

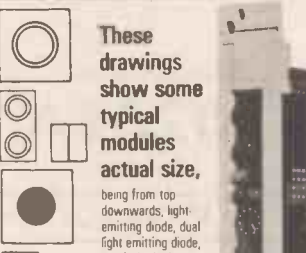
WH SAMOS



Miniature PVC/steel cases with hundreds of uses. Equipment can be assembled in the lower half, which is flanged for rigidity, completed, tested, then the top cover is sprung into place. Moulded, plug-in feet included.

SAM 001	1.59	SAM 005	2.24
SAM 002	1.79	SAM 006	2.63
SAM 003	2.08	SAM 007	2.92
SAM 004	1.96		

WH FRONT FURNITURE



These drawings show some typical modules actual size, being from top downwards, light-emitting diode, dual light emitting diode, test jack, dual test jack, fuse holder, wirewound potentiometer, slide switches, toggle switch and step switch.

Send for catalogue

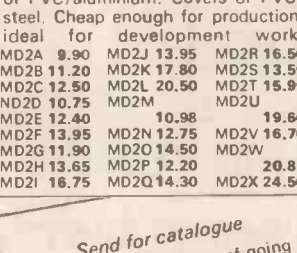
WH CONTIL-DIN



The ready-made DIN case you have been waiting for. Heavy aluminium extrusions lock rigidly together providing, heat dissipation, screening and strength, with provision for 16 P.C. boards and quick component mounting. To order: See catalogue.

DM 212	£8.95	DM 215	£8.75	DM 914	£13.65
DM 213	£7.55	DM 912	£10.95	DM 915	£15.30
DM 214	£8.12	DM 913	£12.50		

WH ENCASE



A truly environmental housing. Encase solves your waterproof and dustproof problems and because of its chemical resistance is ideal in the process industries. The polycarbonate is virtually unbreakable. Covers - clear PC. Case - glass-filled PC. Gaskets/Iscrews incl. gland plates (things available).

ENC A	10.75	ENC E	22.75
ENC B	13.35	ENC F	32.60
ENC C	17.25	ENC G	45.25
ENC D	17.95		

Send for catalogue
Prices are correct at time of going to press. Prices are one off inc. P.P. but not VAT. Discounts for quantities.


This is logical miniaturisation.

It all fits together on a 0.1" module, look at the front panel work this saves.

Already used as standard by leading continental manufacturers like A.E.G. and Siemens, F.F. front panel furniture parallels behind panel advances. Each unit on a 10.16 mm module fitting into a slot as a standard panel in any combination, means swift exact work. All module pins are on a 2.5 mm grid and each part locates to its neighbour. This is an important advance in front panel assembly.

NOTE NEW ADDRESS All West Hyde cases are available with substantial discounts for quantities. Most cases have discounts at 5, 10 and 25 off with discounts up to 25% at 100 off. Prices include P&P but not VAT, and are less 10% if collected on first two price breaks on cases only. Send for NEW catalogue. Prices correct at press date.
WEST HYDE DEVELOPMENTS LIMITED, Unit 9, Park Street Industrial Estate, AYLESBURY, BUCKS. HP20 1ET. Phone: Aylesbury (0296) 20441. Telex: 83570
 WW — 054 FOR FURTHER DETAILS

RADIO SHACK LTD for DRAKE



TR-7 Transceiver

Ham Bands with 1.5-30 MHz receive with built-in 150 MHz frequency counter plus option of 0-1.5 MHz receive and / or any transceiving application 1.8-30 MHz.

RADIO SHACK LTD

For Communications equipment including Trio products and Trio testgear.

We are situated just around the corner from West Hampstead Underground Station (Bakerloo line). A few minutes' walk away is West Hampstead Midland Region station and West End Lane on the Broad Street Line. We are on the following Bus routes: 28, 59, 159. Hours of opening are 9-5 Monday to Friday. Closed for Lunch 1-2. Saturday we are open 9-12.30 only. World wide exports.

DRAKE * SALES * SERVICE

RADIO SHACK LTD

188 BROADHURST GARDENS, LONDON NW6 3AY

Giro Account No. 588 7151. Telephone: 01-624 7174

Cables: Radio Shack, London, NW6. Telex: 23718

J E S AUDIO INSTRUMENTATION



Illustrated the Si 451 Millivoltmeter — pk-pk or RMS calibration with variable control for relative measurements. 50 calibrated ranges. £78.00.

Si452	£63.00	Si453	£78.00
Distortion Measuring Unit		Low distortion Oscillator,	
15 Hz — 20 KHz — .01%		Sine—Square—RIAA	

PRICES plus VAT

J. E. SUGDEN & CO. LTD. Tel. Cleckheaton (0274) 872501
 CARR STREET, CLECKHEATON, W. YORKS BD19 5LA

WW — 037 FOR FURTHER DETAILS

STEREO DISC AMPLIFIER 3

A reference amplifier for disc monitoring and transfer when replay signals of the highest quality are required.



Please ring or write for six page specification leaflet.
 Reviewed in November issues of Gramophone, Hi-Fi for Pleasure and Popular Hi-Fi.

Dominus P.O. Box 1
 Cranleigh, Surrey GU6 7JF. Tel. 04866 6477

SERVICE TRADING CO

FT3 NEON FLASH TUBE

High intensity, multi turn, high voltage neon glow discharge flash tube. Designed for ignition tuning, etc. £1.50 P&P 25p (£2.01 inc. VAT & P), 3 for £3. P&P 50p (£4.03 inc. VAT & P).

WHY PAY MORE?

MULTI RANGE METERS TYPE MF15A. AC/DC volts 10, 50, 250, 500, 1000, Ma, 0-5, 0-10, 0-100. Sensitivity 2000V. 24 ranges, dimensions 133x93x46mm. Price £7.00 plus 50p P&P (£8.63 inc. VAT & P).



TRIAC

Raytheon tag symmetrical Triac. Type Tag 250/500V 10 amp 500 p.w. Glass passivated plastic triac. Swiss precision product for long term reliability. £1.25 P&P 10p (£1.55 inc. VAT & P) (inclusive of date and application sheet). Suitable Diac 22p.

MERCURY SWITCH

Size 27m x 5mm, 10 for £5.00 P&P 30p, total including VAT £8.10. Min. quantity 10. Heavy duty type 36 x 15 x 10mm. Minimum quantity 10. £7.50 post paid (£8.83 inc. VAT & P). N.M.S.



230 VOLT AC FAN ASSEMBLY

Powerful continuously rated AC motor complete with 5 blade 6 1/2" or 4 blade 3" aluminium fan. New reduced price £3.00 P&P 65p (£4.20 inc. VAT & P). N.M.S.



21-WAY SELECTOR SWITCH with reset coil

The ingenious electro mechanical device can be switched up to 21 positions and can be reset from any position by energising the reset coil. 230/240V AC operation. Unit is mounted on strong chassis. Complete with cover. Price £5.50 P&P 75p (£7.19 inc. VAT & P). N.M.S.



A.E.G. CONTACTOR

Type L56/L11. Coil 240V 50Hz. Contacts - 3 make: 600V, 20 amp. 1 break: 600V, 20 amp. Price: £5.50 + 50p P&P (£6.90 inc. VAT & P). N.M.S.

ARROW-HART MAINS CONTACTOR, Cat. No. 130A30

Coil 230V or 500V AC. Contacts, 3 make 50 amp up to 660V AC 20 h.p. at 440V, 3 phase 50 Hz. Price £7.75 + P&P £1.00 (Total incl. VAT £8.75). N.M.S.

TORIN BLOWER

220/240V AC Aperture 10x4 1/2cm overall size 16x14cm. Price £3.75 P&P 75p (£5.18).



SMITH BLOWER

Type FB1706. Small quiet smooth running. 240V AC operation. Output aperture 45 x 40cm. Overall size 135 x 165mm. Flange mounting. Price £4.25. P&P 75p. £5.75 inc. P & VAT. Other types available. SAE for details. N.M.S.

24V DC BLOWER UNIT

USA made 24V DC 0.8 amp blower that operates well on 12V 0.4 amp DC producing 30 cu ft min at normal air pressure. Maximum housing dia 110mm, depth inc motor 75mm, nozzle length 19mm, dia 22mm. Ideal for cooling mobile equipment, car, caravan, etc. £4.50 P&P 75p (£6.04 inc. VAT & P). N.M.S.

BLOWER/VACUUM PUMP

3 phase AC motor. 220/250V or 380/440V, 1,425 rpm 1/4 hp cont. Direct coupled to William Allway Alcosa carbon vane blower/vacuum pump. 0.9cfm 8hg. Price £22.00 P&P £2.00 (£27.60 inc. VAT & P). N.M.S.

MINIATURE UNISELECTOR

12V 11 way 4 bank (3 non-bridging, 1 homing). £3.00 P&P 35p (£3.85 inc. VAT & P).

MICRO SWITCHES

Miniature roller micro switch. 5A C.O. contacts. Mf. by Bonello. Price: 10 for £2.00. P&P 25p. Total incl. VAT & P £2.59. As above roller 20 for £1.80. P&P 25p. Total incl. VAT & P £2.36.



D.P. C/O lever m/switch, mfg. by Cherry Co. USA. Precious metal, low resistance contacts. 10 for £2.50. P&P 30p. Total incl. VAT £3.22 (min 10). N.M.S.

HEAVY DUTY SOLENOID

Mfg. by Magnetic Devices. 240V AC. Intermittent operation. Approx. 20lb pull at 1.25in. Ex. equip. Tested. Price £4.75 P&P 75p (£6.33 inc. VAT & P). R & T.



PYE EYETHER

240V AC Solenoid. Approx 1lb pull, 1/4" travel, intermittent rating. Price £1.00 P&P 20p (£1.38 inc. VAT & P). N.M.S.

WESTOOL TYPE MMS MODEL 2

240V AC. Approx. 1 1/2 lb pull at 1/2 inch. Rating 1. Price £1.50 P&P 20p (£1.96 inc. VAT & P). N.M.S.

TYPE AG/7G

18.24V DC 70 ohm CO Solenoid. Push or Pull. Adjustable travel to 3/16in. Fitted with mounting brackets and spark suppressor. Size: 100x65x25mm. Price: 3 for £2.40 P&P 30p (min. 3 off) (£3.10 inc. VAT & P).

INSULATION TESTERS (NEW)

Test to IEE spec. Rugged metal construction, suitable for bench or field work, constant speed, clutch. Size L. 8in, W. 4in, H. 6in, weight 6lb. 500 VOLTS 500 megohms £49.00 Post 80p (£57.27 inc. VAT & P)



1000 VOLTS 1000 megohms £55.00 Post 80p (£64.17 inc. VAT & P)

SAE for leaflet.

YET ANOTHER OUTSTANDING OFFER

New IMFD 600V Dubilier wire ended capacitors, 10 for £1.50 P&P 50p. (£2.30 inc. VAT & P&P). (Min 10). N.M.S.

VARIABLE VOLTAGE TRANSFORMERS

INPUT 230V AC 50/60 OUTPUT VARIABLE 0/260V AC



BRAND NEW. All types. 200W (1 amp) fitted A/C

0.5 KVA (Max. 2 1/2 amp)	£17.00
1 KVA (Max. 5 amp)	£22.50
2 KVA (Max. 10 amp)	£37.00
3 KVA (Max. 15 amp)	£45.50
5 KVA (Max. 25 amp)	£74.00
10 KVA (Max. 50 amp)	£168.00
17 KVA (Max. 75 amp)	£260.00

3-PHASE VARIABLE VOLTAGE TRANSFORMERS

3 KVA (Max. 15 amp)	£106.43
6 KVA (Max. 30 amp)	£159.37
10 KVA (Max. 50 amp)	£327.43

LT TRANSFORMERS

13-0.13V at 1 amp £2.80 P&P 50p (£3.45 inc. VAT)
 0-4V/6V/24V/32V at 12 amp £18.80 P&P £1.90 (£23.46 inc. VAT & P)
 0-6V/12V at 20 amp £14.70 P&P £1.50 (inc. VAT £18.43)
 0-12V at 20 amp or 0-24V at 10 amp £12.60 P&P £1.50 (£15.63 inc. VAT & P)
 0-6V/12V at 10 amp £8.25 P&P £1.25 (inc. VAT £10.93)
 0-6V/12V/17V/18V/20V at 20 amp £18.00 P&P £1.50 (£23.58 inc. VAT & P)
 0-10V/17V/18V at 10 amp £10.50 P&P £1.50 (inc. VAT £13.80)
 Other types in stock; phone for enquiries or send SAE for leaflet.

POWER RHEOSTATS

New ceramic construction, vitreous enamel embedded winding, heavy duty brush assembly, continuously rated.

25 WATT 10, 25, 100, 150, 250, 500, 1k, 1.5k ohm £2.40 Post 20p (£2.99 inc. VAT & P). 50 WATT 250 ohm £2.90 Post 25p (£3.62 inc. VAT & P). 100 WATT 1/5/10/25/50/100/250/300/500/1k/1.5k/2.5k/5k ohm £5.90. Post 35p (£7.9 inc. VAT & P). Black Silver Skirted Knob calibrated in Nos. 1-9, 1 1/2in dia brass bush. Ideal for above Rheostats, 24p ea.

SPECIAL OFFER BERCO type L RHEOSTAT

85 ohm 300 watt 1.86 amp £7.50 P&P 50p (Total £9.20 inc. VAT). N.M.S.

STROBE! STROBE! STROBE!

HY-LIGHT STROBE KIT Mk. IV

Latest type Xenon white light tube. Solid state timing and triggering circuit. 230/240V AC operation. Speed adjustable 1-20 fps. Designed for large rooms, halls, etc. Light output greater than many (so called 4 Joule) strobes. Price £22.00 post £1.00 (£27.03 inc. VAT & P). Specially designed case and reflector for Hy-Light £9.00 Post £1.00 (£12.08 inc. VAT & P).

ULTRA VIOLET BLACK LIGHT FLUORESCENT TUBES

4ft 40 watt £8.70 (callers only £10 inc. VAT). 2ft 20 watt £6.20. Post 75p (£7.99 inc. VAT & P). (For use in stan b-pin fittings). Mini 12in 8 watt £2.80. Post 35p (£3.62 inc. VAT & P). 9in 6 watt £2.25 Post 35p (£2.99 inc. VAT & P). 6in 4 watt £2.25 Post 35p (£2.99 inc. VAT & P). Complete ballast unit for either 6", 9" or 12" tube 230V AC op. £3.50 plus P&P 45p (£4.54 inc. VAT & P). Also available for 12V DC op. £3.50 plus P&P 45p (£4.54 inc. VAT & P). 400 watt uv lamp and ballast complete £38.00. Post £3 (£47.73 inc. VAT & P). 400 watt UV lamp only £14.00. Post £1.50 (£17.83 inc. VAT & P).

SQUAD LIGHT

A new conception in light control. Four channels each capable of handling 750 watts of spotlights or dozens of small mains lamps. Seven programs all speed controlled plus flash modulation, effectively giving 14 different displays. Makes sound-to-light obsolete. Completely electrically and mechanically noise free. Price only £60.70 (£68.81 inc. VAT & P). SAE (Footscap) for further details. Post 75p



WIDE RANGE OF DISCO LIGHTING EQUIPMENT

SAE (Footscap) for details
XENON FLASH GUN TUBES
 Range of Xenon tubes available from stock. SAE for full details.

RELAYS

Wide range of AC and DC relays available from stock. Phone or write in your enquiries.

230/240V AC Relays: Arrow, 2 c/o. 15 amp £1.50 (£1.96 inc. VAT & P). T.E.C. open type 3 c/o. 10 amp £1.10 (£1.50 inc. VAT & P). KMK1 Relay, 230V AC, 1 c/o. open type 10 amp contact, mf. by "Keyswitch" 80p. + 20p P&P (£1.15 incl. VAT). 5 for £3.75 post paid (£4.82 incl. VAT). DC Relays: Open type 9/12V 3 c/o 7 amp £1.00 (£1.38 inc. VAT & P). Sealed 12V 1 c/o 7 amp octal base, £1.00 (£1.38 inc. VAT & P). Sealed 12V 3 c/o 7 amp 11-pin, £1.35 (£1.78 inc. VAT & P). 24V. Sealed 3 c/o 7 amp 11-pin £1.35 (£1.78 inc. VAT & P) (amps=contact rating). P&P on any Relay 20p. Very special offer, 0-12V DC, 2 make contacts, new ITT 3 for £1.75 + 25p P&P (inc. VAT £2.30). Diamond H heavy duty AC relay 230/240V AC, two c/o contacts 25 amps at 250V AC £2.50 P&P 50p. (£3.45 inc. VAT & P&P) Sheee 50p.

METERS (New) - 90mm DIAMETER

AC Amp, Type 62T2, 0-1A, 0-5A, 0-20A, AC Volt, 0-15V, 0-300V, DC Amp, Type 65C5, 0-2A, 0-10A, 0-20A, 0-50A, DC Volt, 0-15V, 0-30V, All types £3.50 ea + P&P 50p. (£4.60 incl. VAT), 0-500A DC, 0-100A DC, Price £5.00 + 50p P&P (£5.94 inc. VAT).



GEARED MOTORS

100 RPM 115lbs Inet!

115lbs ins, 110 volt, 50Hz, 2.8 amp, single phase, split capacitor motor. Immense power. Continuous rated. Totally enclosed. Fan cooled. In-line gearbox. Length 250mm Dia. 135mm. Spindle Dia. 15.5mm, Length 115mm, ex-equipment tested £12.00 Post £1.50 (£15.63 inc. VAT & P). Suitable transformer 230/240 volt £8.00 Post 75p (£10.08 inc. VAT & P). R&T



GEARED MOTORS

4 1/2 rpm. Sigma Motor. Approx. 35lb inch. 7 1/2 rpm Kluson Motor. Approx. 25lb inch. 28 rpm Wynnacale Motor. Approx. 20lb inch. 71 rpm Wynnacale Motor. Approx. 10lb inch. Above four motors are designed for 110V AC supply with Autotransformers. 240V AC operation £7.75 (P&P 75p). Total incl. VAT & P. £9.78. N.M.S.



56 rpm. 50lb. INCH

240V AC reversible, 0.7 amp, Mf. Fracmo. Sharp length 35mm, dia. 16mm, weight 6 kilos 600 grams. Price £15.00 P&P £1.50. Total incl. VAT & P £18.98.



1400 rpm H.P. 1.30

Continuous rated 115V AC fitted with anti-vibration cradle mounting. Mf. Fracmo. Supplied complete with transformer for 230-240V AC op. £10.00 P&P £1.00. Total incl. VAT & P £12.65.

12V SHUNT 1/30th PH MOTOR

Continuous rated 4,000 rpm. Mf. Parvalux. Type SD2. Price £10.00 P&P 75p. Total incl. VAT & P. £12.36.

PARVALUX 230/250V AC MOTOR

Type SD18 240V AC reversible 30 rpm 50lb inch. Price £15.00 P&P £1.50 (£18.98 inc. VAT). N.M.S.



CITENCO

FHP motor type C 7333/15 220/240V AC 19 rpm reversible motor, torque 14kg. Gear ratio 144:1. Brand new incl. capacitor, our price £14.25 + £1.25 P&P (£17.83 inc. VAT & P). N.M.S.



CROUZET - 230/240V AC 2 rpm synchronous geared motor £2.90

P&P 30p (Total £3.68 inc. VAT). N.M.S.
 HAYDON - 230/240V AC 1 rpm synchronous geared motor £2.90 P&P 30p (Total £3.68 inc. VAT) N.M.S.

BIG INCH

Tiny precision built 3 rpm USA motor size only 1 x 100 volt AC op supplied with resistor for 230 volt AC price £2. P&P 20p (inc. VAT & P £2.53). 4 for £5.00 post paid (inc. VAT £5.75).

REDUCTION DRIVE GEARBOX

Ratio 72:1. Input spindle 1/4 X 1/8in. Output spindle 3/8 X 3in. Overall size approx. 120x95x68mm. All metal construction. Ex-equip. tested. Price: £2.00 + 50p P&P (£2.88 inc. VAT & P)

AC Wkg TUBULAR CAPACITORS

Fraction of makers price. Motor start etc:

1.5 mfd.	440V AC	60p	6.5 mfd.	280V AC	£1.00
2 mfd.	250V AC	60p	7.5 mfd.	200V AC	£1.00
2 mfd.	450V AC	75p	10 mfd.	250V AC	£1.00
2.2 mfd.	440V AC	75p	10 mfd.	400V AC	£1.75
3 mfd.	440V AC	£1.00	14 mfd.	400V AC	£3.00
4.1 mfd.	440V AC	£1.00	15 mfd.	2,500V AC (block)	£1.50
5 mfd.	400V AC	£1.25	19 mfd.	280V AC	£2.00
5.3 mfd.	180V AC	60p	20 mfd.	250V AC	£2.25
5.4 mfd.	280V AC	75p	50 mfd.	370V (block)	£5.00

P&P, up to 2.5 mfd. 25p. 3 mfd. to 20 mfd. 50p. 50 mfd. £1.50. All plus VAT.

'VENNER TYPE' ERD TIME SWITCH

200/250V AC 30 amp, 2 on / 2 off every 24 hrs, at any manually pre-set time. 36-hour spring reserve and day omitting device. Built to highest Electricity Board specification. Price £9.00 P&P 75p. (£11.21). R & T.



SANGAMO WESTON TIME SWITCH

Type S251 200/250V AC 2 on / 2 off every 24 hours. 20 amps contacts with override switch, diameter 4" X 3", price £8.00 P&P 50p (£9.78 inc. VAT & P). Also available with solar dial. R & T.

AEG TIMESWITCH

200/250V AC 1 on / 1 off every 24 hours. 80 amp contact (ideal storage heaters). Spring reserve £10.00 P&P 50p (Total £12.08 inc. VAT). N.M.S.

AC MAINS TIMER UNIT

Based on an electric clock, with 25 amp, single-pole switch, which can be preset for any period up to 12 hrs, ahead to switch on for any length of time, from 10 mins. to 6 hrs, then switch off. An additional 60 min. audible timer is also incorporated. Ideal for Tape Recorders, Lights, Electric Blankets etc. Attractive satin copper finish. Size 135mm X 130mm X 60mm. Price £2.25. Post 40p. (Total incl. VAT & Post £3.05). N.M.S.




MINIATURE PROGRAMMER

Control 1 rpm 115V AC Motor operating 2 Roller Micro switches 4amp. Can be used on 240V AC with either 0.25 mfd 250V Condenser or 6k Wwrmund Resistor 7 watt not supplied. Price £2.50 + 50p P&P (£3.45 inc. VAT & P).

MINIATURE 24-HOUR TIMESWITCH (German mfr.)

240V AC operation. Spring reserve. 10 amp contacts. One on/off every 24 hours. Cable rated in two hour steps. Minimum on/off period 6 hours. Day Omission. Universal feature with these switches is that they may be removed at will - making individual days to be programmed as required. Size only 2 1/2" X 4" Depth 2 1/2". Price £6.50 + 50p P&P (£8.05 inc. VAT & P).



N.M.S. - New Manufacturers' Surplus R & T - Reconditioned and Tested

SERVICE TRADING CO

57 BRIDGMAN ROAD CHISWICK LONDON W4 5BB 01 995 1560

Personal Callers Only
 9 LITTLE NEWPORT STREET,
 LONDON, WC2H 7JJ

Tel: 01-437 0576

ACCOUNT CUSTOMERS MIN. ORDER £10.00

All Mail Orders - Callers

- Ample Parking

Showroom open Mon-Fri.

**PROBABLY THE MOST INEXPENSIVE
QUALITY SIGNAL GENERATOR
AVAILABLE TODAY**

Audio Range: 10Hz-100Khz. in four switched ranges.

Distortion
Extremely low.
(.0015% typical, @ 1Khz).

Output
1v into 600Ω, with
Fixed and Variable Atten.
Sine and Square Wave.
Based on a Linsley Hood design.
Battery or Mains.



£36.00 (batty.)
Tax extra £5.40
P&P £2.00

TELERADIO ELECTRONICS
325 FORE STREET, EDMONTON, LONDON N9 9PE
01-807 3719 Closed Thursdays SAE for lists


WW — 020 FOR FURTHER DETAILS

K.A.C. A150 MIXER AMPLIFIER

150 WATTS SINE WAVE POWER

£149.50

inc. VAT




Mono, all purpose, reliable, strongly made (3/8" Ali frame).
Double anodised fascia. Full electronic short circuit protection.
Six independent inputs: Dual Phono, RIAA, change-over fader for Discos.
Twin Jack output sockets: 8Ω 150W; 4Ω 100W; 16Ω 80W. (R.M.S.)

K.A.C. Electronic Inv. Ltd., 20 Priory St., Tonbridge, Kent
CALL FOR DEM or PHONE (0732) 358109 FOR LEAFLET

WW — 050 FOR FURTHER DETAILS

**BUILD YOUR OWN
HIGH QUALITY
TURNTABLE**



As discussed
on page 67
of this issue

**Direct drive motor/die cast
turntable pack -**

£26.00 + £3.90 V.A.T.
including post & packing
(V.A.T. shown at present rate of 15%)

Further details of these top quality components in return for s.a.e. - or personal callers welcome.

This offer applies to U.K. & Northern Ireland only; ask for quote for export orders.

Symot Limited, 22a, Reading Road, Henley-on-Thames, Oxfordshire. RG9 1AG. Telephone: (049-12) 2663.

WW — 081 FOR FURTHER DETAILS

*Keep those
Contacts CLEAN*

BY USING A

**DIACROM
SPATULA**



Manufactured in France
British Patents applied for

No other cleaner has all these advantages:—

1. Only 100% pure, natural diamond grains are utilised.
 2. Blades are treated with hard chrome to reinforce the setting of the diamond grains, to obviate loosening or breakaway during use. This process also prevents clogging of the diamonded surface by residues resulting from use.
 3. All diamonded blades are rectified to ensure an absolutely smooth surface by eliminating diamond grains which may rise above the surface. This eliminates all excessive scratching during use.
 4. All diamond grains are rigidly calibrated to ensure a perfectly uniform grain size of either 200, 300 or 400.
 5. The chrome gives a very weak co-efficient of friction and the rigidity of the nylon handle is calculated to permit proper utilisation and yet pliant enough to avoid undue pressures on highly delicate relays.
- Grain size 200, thickness 55/100 mm., both faces diamonded. For quick cleaning of industrial relays and switching equipment, etc.
 - Grain size 300, thickness 55/100mm., both faces diamonded. For smaller equipments, like telephone relays, computer relays, etc.
 - Grain size 400, thickness 25/100 mm., one face diamonded. For sensitive relays and tiny contacts. Two close contacts facing each other can be individually cleaned, because only one face of the spatula is abrasive.

Sole Distributors for the United Kingdom
SPECIAL PRODUCTS (DISTRIBUTORS) LTD
81 Piccadilly, London W1V 0HL. Phone: 01-629 9556

As supplied to the M.O.D., U.K.A.E.A., C.E.G.B. British Rail and other Public Authorities; also major industrial and electronic users throughout the United Kingdom.


WW — 079 FOR FURTHER DETAILS

Larsholt

EURO VHF FM TUNERSET 7252

The long experience of Larsholt Electronics is reflected in this superbly engineered VHF Band II varicap FM tuner module. (As used in the Signalmaster Mk 8.)

The four stage frontend employs dual gate MOSFET transistors for both RF and Mixer stages, providing the 7252 with a 1uV sensitivity for 30dB S/B (m). The IF uses a dual ceramic IF filter, and provides all usual HiFi functions, of tuning meter drives, muting, AFC and AGC. THD is only 0.1%.



7252
1-9: £27.50
+ 15% VAT. (£4.12)

Write or phone for free brochure which gives full technical details and application notes for this and other Larsholt products.

LARSHOLT ELECTRONICS

DK 4622 HAVDRUP - DENMARK

ex-stock from:

AMBIT INTERNATIONAL
200 North Service Road
Brentwood, ESSEX CM14 4SG
Tel. (0277) 230909

WW — 023 FOR FURTHER DETAILS

INTO THE 80's WITH CATRONICS TELETEX DECODERS!

READY-BUILT DECODER SALE


Specialty reduced prices for ready-built Teletext Decoders... from only £160. Send SAE for details and current list

KITS including ULTRASONIC REMOTE CONTROL

Kits and PCBs are now available for the Ultrasonic Remote Control unit as described in recent issues of W.W. Kit includes plated-through hole "Board 5", RX and TX PCBs, all components and installation instructions.

Price only **£67.92 + VAT + Post = £78.80 total**
Character Rounding "Board 4" Kit **£26.62 total**
New Facilities "Board 3" Kit for **£39.00 total**

Catronics main kits contain all the printed circuit boards and components necessary to build the complete decoder.



A reprint of the series of articles is available at £1.95 + large 21p SAE (included free in complete kit).

Prices are for the Version with TEXAS X887 INCLUDING VAT.
Set of 5 PCBs **£27.40 + 30p P&P**
Components Kits incl. PCBs **£147.40 + £1.50 P&P**
Cabinet **£21.47 + £1.00 P&P**

Also PLATED THROUGH hole PCB at additional cost of £28.62
FULL FAULT-FINDING AND REPAIR SERVICE AVAILABLE.
COMPONENTS ALSO AVAILABLE SEPARATELY — SAE for price list.
READY BUILT AND TESTED DECODERS ALSO AVAILABLE

CHARACTER GENERATOR AND MEMORY I.C.S.

74S262N (X887) **£12.95; 2102/2602, £1.11 + 15% VAT + 30p P&P**

Everything covered by our **THREE STAR GUARANTEE**

Catronics

CATRONICS LTD.
(Dept. 21)
Communications House,
20 WALLINGTON SQUARE,
WALLINGTON, SURREY.
Telephone: 01-669 6700

WW—921 FOR FURTHER DETAILS

RECHARGEABLE BATTERIES

TRADE ENQUIRIES WELCOME

Full range available to replace 1.5 volt dry cells and 9 volt PP type batteries, SAE for lists and prices. £1.25 for booklet. "Nickel Cadmium Power," plus catalogue.

Write or call at:

SANDWELL PLANT LTD.

2 Union Drive, Boldmere

Sutton Coldfield, West Midlands 021-354 9764

See full range at TLC, 32 Craven street, Charing Cross, London WC2.

WW — 038 FOR FURTHER DETAILS

Ceramic Capacitors **£3.50** per 100
Cable Sleeves and Markers from **£1.00** per 1,000
Compression Terminals from **£7.29** per 1,000
Pcb self-fixing Guides from **£4.86** per 100
Elma Knobs and Accessories

Phone, write or call for catalogue

Carbon Film Resistors from **£4.00** per 1,000
Polystyrene Capacitors from **£1.50** per 100

Send for lists of values available

PBRA LTD. Hopfield (073274) 345

Golden Green, Tonbridge, Kent, TN11 0LH

WW — 039 FOR FURTHER DETAILS

TRANSFORMERS CONTINUOUS RATINGS

Please add VAT after P&P

MAINS ISOLATOR				VAT 15% 12 or 24-VOLT				
PRI 120 or 240V Sec 120 or 240V				Separate 12V windings Pri 220-240V				
Centre Tapped and Screened				Ref. Amps £ P&P				
Ref. VA (Watts)	£	P&P	Ref.	12v	24v	£	P&P	
07*	20	4.84	.91	111	0.5	0.25	2.42	.52
149	60	7.37	1.10	213	1.0	0.5	2.90	.90
150	100	8.38	1.31	71	2	1	3.86	.90
151	200	12.28	1.31	18	4	2	4.46	1.10
152	250	14.61	1.73	85	5	2.5	6.16	1.10
153	350	18.07	2.12	70	6	3	6.99	1.10
154	500	22.52	2.47	108	8	4	8.16	1.31
155	750	32.08	OA	72	10	5	8.93	1.31
156	1000	40.92	OA	116	12	6	9.89	1.52
157	1500	56.52	OA	17	16	8	11.79	1.52
158	2000	67.99	OA	115	20	10	15.38	2.39
159	3000	95.33	OA	187	30	15	19.72	2.39
*115 or 240 sec only. State volts required, Pri. 0.220-240V.				226	60	30	40.41	OA

50 VOLT RANGE				30 VOLT RANGE					
Pri 220-240V. Sec. 0-20-25-33-40-50V.				Pri 220-240V Sec. 0-12-15-20-24-30V					
Voltages available 5, 7, 8, 10, 13, 15, 17, 20, 25, 30, 33, 40 or 20V-0-20V and 25V-0-25V Screened				Voltages available 3, 4, 5, 6, 8, 9, 10, 12, 15, 18, 20, 24, 30V or 12V-0-12V and 15V-0-15V.					
Ref. Amps	£	P&P	Ref. Amps	£	P&P	Ref. Amps	£	P&P	
102	0.5	3.75	.90	112	0.5	2.90	.90		
103	1.0	4.57	1.10	79	1.0	3.93	1.10		
104	2.0	7.88	1.31	3	2.0	6.35	1.10		
105	3.0	9.42	1.52	20	3.0	6.82	1.31		
106	4.0	12.55	1.73	21	4.0	8.79	1.31		
107	6.0	16.57	1.89	51	5.0	10.86	1.52		
118	8.0	22.29	2.39	117	6.0	12.29	1.67		
119	10.0	27.48	OA	88	8.0	16.45	1.89		
109	12.0	31.79	OA	89	10.0	18.98	1.89		
				90	12.0	21.09	2.24		
				91	15.0	24.16	2.39		
				92	20.0	32.40	OA		

60 VOLT RANGE				SCREENED MINIATURES Primary 240V				
Pri 220-240V				Ref. mA Volts £ P&P				
Sec 0-24-30-40-48-60V. Voltages available 6, 8, 10, 12, 16, 18, 20, 24, 30, 36, 40, 48-60V or 24V-0-24V and 30V-0-30V				238 200 3-0-3 2.83 .63				
Ref. Amps	£	P&P	Ref. Amps	£	P&P	Ref. Amps	£	P&P
124	0.5	4.27	1.10	212	1A, 1A	0-6, 0-6	3.14	.90
126	1.0	6.50	1.10	13	100	0-9-9	2.35	.44
127	2.0	8.36	1.31	235	330, 330	0-9, 0-9	2.19	.44
125	3.0	12.10	1.39	207	500, 500	0-8-9, 0-8-9	3.05	.85
123	4.0	13.77	2.12	208	1A, 1A	0-8-9, 0-8-9	3.88	.90
40	5.0	17.42	1.89	236	200, 200	0-15, 0-15	2.19	.44
120	6.0	19.87	2.12	239	50MA	12-0-12	2.88	.37
121	8.0	27.92	OA	214	300, 300	0-20, 2-20	3.08	.90
122	10.0	32.51	OA	221	700(OC)	20-12-0-12-20	3.75	.90
189	12.0	37.47	OA	206	1A, 1A	0-15-20, 0-15-20	5.09	1.10
				203	500, 500	0-15-27, 0-15-27	4.39	1.10
				204	1A, 1A	0-15-27, 0-15-27	6.64	1.10

HIGH VOLTAGE MAINS ISOLATING				AUTO TRANSFORMERS			
Pri 200/220 or 400/440				Ref. VA (Watts) TAPS £ P&P			
Sec 100/120 or 200/240				113 15 0-115-210-240V 2.73 .81			
VA	Ref.	£	P&P	Ref. VA (Watts)	TAPS	£	P&P
60	243	7.37	1.58	64	75	0-115-210-240V	4.41 1.10
350	247	18.07	2.12	4	150	0-115-200-220-240V	5.89 1.10
1000	250	45.94	OA	67	500	"	12.09 1.91
				84	1000	"	20.64 2.39
				93	1500	"	25.61 OA
				95	2000	"	38.30 OA
				73	3000	"	65.13 OA
				80s	4000	0-10-115-200-220-240	84.55 OA
				57s	5000	"	98.45 OA

BRIDGE RECTIFIERS				CASED AUTO TRANSFORMERS			
100v 25A+ £2.10				240V cable input USA 115V Flat pin outlets P&P Ref.			
200v 2A 45p				MINI MULTIMETER			
400v 2A 55p				OC1000V, AC-1000V			
200v 4A 65p				AC/DC-1000Ω/V			
400v 4A 80p				DC-100mA. Res — 150K			
400v 6A £1.40				Bargain at £7.20			
500v 12A £2.35				VAT 15% P&P 71p			
P&P 17p. VAT 15%				PANEL METERS			
				43mm x 43mm 82mm x 78mm			
				0-50µA £6.20 0-50µA £6.70			
				0-500µA £5.95 0-500µA £6.70			
				0-1mA £5.95 0-1mA £6.70			
				0-30V £5.95 0-30V £6.70			
				VU Indicator Edge 54mm x 14mm x 4 FSD £2.60			
				VU Panel Ind. 48 x 45mm, 250µA FDS £2.60			
				Carriage 76p VAT 15%			
				U4315 Budget Meter 20Kv/Ω Ranges to 1000V			
				2.5A AC/OC 500Kv. Res in steel case £15.85 P&P			
				£1.32. VAT 15%.			

TEST METERS				NEW RANGE TRANSFORMERS			
AV08 Mk. 5 £91.50				Pri 0-120; 0-100-120; (120V or 220-240V) Sec.			
AV071 £38.00				0-36-48 twice to give 72v or 92v			
AV073 £50.70				2A £13.35 PP £1.40 4A £20.65 PP £2.11			
AV0MM5 MINOR £35.95				3A £16.17 PP £1.70 5A £29.30 PP £2.47			
WEE MEGGER £78.28				METAL OXIDE RESISTORS 5% ¼W			
EM272 316KΩ/V £59.80				(Electrosil)			
DA116 Digital £110.90				390Ω - 470Ω - 510Ω - 560Ω - 820Ω 1K - 1K1 -			
Megger BM7 (Battery) £53.76				1K2 - 1K6 - 1K8 - 2K - 2K4 - 3K - 16K - 20K - 22K -			
Clamp Meter 300A £54.60				24K - 47K - 82K - 100K - 130K - 180K - 220K -			
Avo Cases and Accessories P&P £1.32 VAT 15%				270K - 300K £1.50 - 100.			
MINIATURE TRANSFORMER				MAINS ADAPTORS			
O Centre Tapped 15V 7.5-0-7.5V				MVA30. 6, 7, 5, 9v at 300mA plus direct into			
Ref.	Amp	Price	P&P	13A socket (fused) 4-way multi plug £4.00			
171	500MA	2.30	.52	3300 3-6-9-12v at 300mA plus straight to 13A			
172	1A	3.26	.90	socket (fused) with multiplug £4.60			
173	2A	3.95	.90	15% VAT. 55p P&P			
174	3A	4.13	.99	Send 15p for catalogue. Prices correct at 30/10/79			
175	4A	6.30	1.10				

ABS PLASTIC BOXES				MVA30. 6, 7, 5, 9v at 300mA plus direct into			
Inset brass nuts, slots to take PC cards (boards) flush fitting lid.				13A socket (fused) 4-way multi plug £4.00			
PB1 80mm x 62 x 40 .80p				3300 3-6-9-12v at 300mA plus straight to 13A			
PB2 100mm x 75 x 40 .90p				socket (fused) with multiplug £4.60			
PB3 120mm x 100 x 45 £1.04				15% VAT. 55p P&P			
PB4 215mm x 130 x 85 £2.68				Send 15p for catalogue. Prices correct at 30/10/79			
P&P 33p. VAT 15%							
ANTEX SOLDERING IRONS							
15W £4.58. 25W £4.58							
Stand for above £1.75. P&P 53p. VAT 15%.							
ISOLATOR Ref.	30 240V:	240V 200VA	£4.54. P&P				
£1.04							
ISOLATOR Ref.	62 240V:	240V 250VA	£5.62. P&P				
£1.04							

Barrie Electronics Ltd.
3, THE MINORIES, LONDON EC3N 1BJ
TELEPHONE: 01-488 3316/8
NEAREST TUBE STATIONS: ALDGATE & LIVERPOOL ST.

WW — 031 FOR FURTHER DETAILS

Simply ahead . .

ILP'S NEW GENERATION OF HIGH



I.L.P. modular units comprise five power amplifiers, pre-amp which is compatible with the whole range, and the necessary power supply units. The amplifiers are housed and sealed within heatsinks all of which will stand up to prolonged working under maximum operating conditions.

With I.L.P. performance standards and quality already so well established, any advances in I.L.P. design are bound to be of outstanding importance — and this is exactly what we have achieved in our new generation of modular units. I.L.P. professional design principles remain — the completely adequate heatsinks, protected sealed circuitry, rugged construction and excellent performance. These have stood the test of time far longer than normally expected from ordinary commercial modules. So we have concentrated on improvements whereby our products will meet even more stringent demands such, for example, as those revealed by vastly improved pick-ups, tuners, loudspeakers, etc., all of which can prove merciless to an indifferent amplifier system. I.L.P. modules are for laboratory and other specialised applications too.

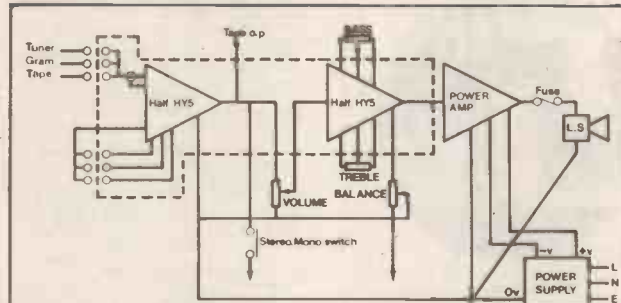

**PRODUCTS OF THE WORLD'S FOREMOST SPECIALISTS
IN ELECTRONIC MODULAR DESIGN**

AVAILABLE ALSO FROM A NUMBER OF SELECTED STOCKISTS

and staying there

PERFORMANCE MODULAR UNITS

HY5 PRE-AMPLIFIER

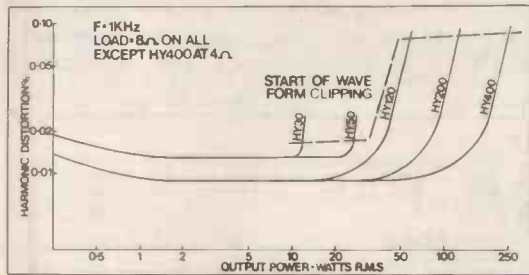


VALUES OF COMPONENTS FOR CONNECTING TO HY5
 Volume - 10K Ω log.
 Bass/Treble - 100K Ω linear. Balance - 5K Ω linear.

The HY5 pre-amp is compatible with all I.L.P. amplifiers and P.S.U.'s. It is contained within a single pack 50 x 40 x 15 mm, and provides multi-function equalisation for Magnetic/Ceramic/Tuner/Mic and Aux (Tape) inputs, all with high overload margins. Active tone control circuits; 500 mV out. Distortion at 1KHz - 0.01%. Special strips are provided for connecting external pots and switching systems as required. Two HY5's connect easily in stereo. With easy to follow instructions.

£4.64 + 74p VAT

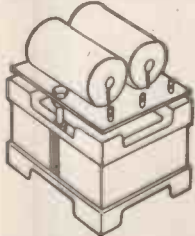
THE POWER AMPLIFIERS



Model	Output Power R.M.S.	Distortion Typical at 1KHz	Minimum Signal/ Noise Ratio	Power Supply Voltage	Size in mm	Weight in gms	Price + V.A.T.
HY30	15 W into 8 Ω	0.02%	80dB	-20 -0- +20	105x50x25	155	£6.34 + 95p
HY50	30 W into 8 Ω	0.02%	90dB	-25 -0- +25	105x50x25	155	£7.24 + £1.09
HY120	60 W into 8 Ω	0.01%	100dB	-35 -0- +35	114x50x85	575	£15.20 + £2.28
HY200	120 W into 8 Ω	0.01%	100dB	-45 -0- +45	114x50x85	575	£18.44 + £2.77
HY400	240 W into 4 Ω	0.01%	100dB	-45 -0- +45	114x100x85	1.15Kg	£27.68 + £4.15

Load impedance - all models 4 - 16 Ω
 Input sensitivity - all models 500 mV
 Input impedance - all models 100K Ω
 Frequency response - all models 10Hz - 45Hz - 3dB

THE POWER SUPPLY UNITS



I.L.P. Power Supply Units are designed specifically for use with our power amplifiers and are in two basic forms - one with circuit panel mounted on conventionally styled transformer, the other with toroidal transformer, having half the weight and height of conventional laminated types.

PSU 30	$\pm 15V$ at 100ma to drive up to five HY5 pre-amps	£4.50 + £0.68 VAT
PSU 36	for 1 or 2 HY30's	£8.10 + £1.22 VAT
PSU 50	for 1 or 2 HY50's	£8.10 + £1.22 VAT
PSU 70	with toroidal transformer for 1 or 2 HY120's	£13.61 + £2.04 VAT
PSU 90	with toroidal transformer for 1 HY200	£13.61 + £2.04 VAT
PSU180	with toroidal transformer for 1 HY400 or 2 x HY200	£23.02 + £3.45 VAT

**NO QUIBBLE
 5 YEAR GUARANTEE
 7-DAY DESPATCH ON
 ALL ORDERS
 INTEGRAL
 HEATSINKS
 BRITISH DESIGN AND
 MANUFACTURE
 FREEPOST SERVICE
 -see below**

★ ALL U.K. ORDERS DESPATCHED POST PAID

HOW TO ORDER, USING FREEPOST SYSTEM

Simply fill in order coupon with payment or credit card instructions. Post to address as below but do not stamp envelope - we pay postage on all letters sent to us by readers of this journal.



I.L.P.

ELECTRONICS LTD.

FREEPOST Graham Bell House, Roper Close,
 Canterbury, Kent CT2 7EP.
 Telephone (0227) 54778 Telex 965780

Please supply Total purchase price £

I enclose Cheque Postal Orders International Money Order


Please debit my Account/Barclaycard Account No.

NAME

ADDRESS

Signature

Communications



Communications Equipment and Systems
National Exhibition Centre
Birmingham England
15 April - 18 April 1980

AN INVITATION TO



Communications 80, the fifth in a series of international expositions dealing with the applications of communications equipment and systems, particularly in the major growth areas of data and business communications which are being created by the converging technologies of computing and telecommunications. The other important themes of the exposition are PTT telecommunications, civil fixed and mobile radio and emergency communications.

Communications 80 will attract visitors from all over the world (from 69 countries at the last event in 1978) who will be coming to see the latest developments in communications technology displayed by leading international manufacturers. Many of the visitors will also attend the integral conference, organised by the Institution of Electrical Engineers in association with leading international learned societies, to learn about the latest technical advances in communications equipment and systems.

Communications 80, the world's leading international exposition in the field, is actively supported by the International Telecommunication Union - the world telecommunications authority representing 153 governments; the British government, through the Home Office; the British Post Office; Cable and Wireless Ltd; and the two main UK trade associations - the Electronic Engineering Association and the Telecommunications Engineering and Manufacturing Association.

Please make a note of the dates and venue of **Communications 80** - Tuesday 15 April to Friday 18 April, 1980, at the National Exhibition Centre, Birmingham, England.

You cannot afford not to come if you make, use or specify communications equipment and systems.

I am interested in attending

Communications

Please send me details of exhibition conference

Name _____

Position _____

Company _____

Address _____

Complete, detach and mail to

Tony Davies Communications
c/o Industrial and Trade Fairs Ltd, Radcliffe House,
Blenheim Court, Solihull, West Midlands B91 2BG, England.

Telephone: 021 705 6707 Telex: 337073

LINE FROM OUR VAST STOCKS - IMMEDIATE DELIVERY

NEW STOCKS BELOW MANUFACTURERS' PRICES. Postage & packing add 50p per order.
CALCULATOR CHIPS General instrument GIMT4 on anti-static foam 24 pin D.I.L. socket for use with Bowmar display £1.50 ea. Pack of 25 chips £28, 100 for £30, 500 for £350.
DISPLAYS BY HEWLETT/PACKARD. Seven segment DL707 (5082-7750) 95p. Common anode half inch red display, brand new in makers cartons, 6 for £5, 50 for 70p ea., 1,000 for 85p ea.

TBA 120A T.V. I.C. amplifier Siemens 55p, 10 for £5, 100 for £30, 1,000 for £360.
BECKMAN 500 kcs Triggerable clocking oscillator for use with calculator chips 5v supply with circuit £1, 10 for £8, 100 for £85.
BURROUGHS 8 DIGIT Panaplex calculator display 7 segment 0.25" digits. Nood-type with red betel socket and data £1.95 ea., 10 for £17, 100 for £140.

HONEYWELL PROXIMITY DETECTOR integral amplifier 8v D.C. £3.50 ea., 10 for £30.
MULLARD TB800. I.C. audio amplifier. 95p ea., 10 for £8, 100 for £70, 500 for £300.
RCA CA3089. F.M. IF £1.50, 10 for £12.
RCA CA3090A. F.M. decoder £2.50, 10 for £20, 100 for £175.

BU 205 MULLARD. £1.50 ea., 10 for £12, 100 for £100.
2N3055 80V version TO3 power. 10 for £3.50, 100 for £28, 500 for £125, 1,000 for £200.
BUZ08 TO3 Texas T.V. Power transistors. £1.75 ea., 10 for £15, 100 for £120, 1,000 for £1 ea.

MC1310P-SN76115N F.M. STEREO DECODER. £1.20 each, 10 for £1 ea., 100 for 85p ea.
MULLARD AD161-AD162 Matched pairs. 1 pair 80p, 10 pairs £6, 100 pairs £50.
Cartons of 600 pairs £250 EX-STOCK.

RADIATION DETECTORS Quartz Fibre Dosimeters. Pen type with clip with lens and scale 0-50R. Originally over £5. **OUR PRICE 95p EACH.** 10 for £8, 100 for £50, 1,000 for £500.
CLOCKING OSCILLATOR (Pye-Dynamics), thick film 1MHz supply 5v 19x25x8mm 85p, 10 for £7, 100 for £80, 500 for £250.

TV TUNERS by Mullard, U.H.F. 38 mcs size 3x2 2/4x1 1/4 £2.50 ea., 10 for £20, 100 for £175, 500 for £750, 1,000 for £1,250.
MULLARD TUNER MODULES with data. LP1171 combined AM/FM IF strip £3.50. LP1179 FM front end with AM tuning gang, used with LP1171 £3.50. LP1171 and 89 pair £5.75, 10 pairs for £50, 100 pairs for £400.

CA3085 RCA POSITIVE VARIABLE REG. 5volt 100mA amp variable 1.8-24v 55p ea., 10 for £5, 100 for £35, 1,000 for £300.
MULLARD LP1157 AM tuner modules with circuit £2.50 ea., 10 for £20, 100 for £175.
LUSTRAPHON RIBBON MIKE £1.50, 4 per amp on chassis 3x2x1in. 10 for £12.50.

TAA661B (14-pin DIL) I.C. T.V. Sound & F.M. amplifier-detector by Ates on P. circuit board with other parts. Complete with data and connections. 60p. 10 for £5, 100 for 40p ea., 500 for 35p ea.
AVO-8 METER MOVEMENTS for military version. Precision 37.5 micro-amp (50µA with integral shunt) movement £1.50.

TV SOUND
High quality TV sound from your Hi-Fi. Simply plug into aerial socket of your FM tuner. £6.50 (UK P&P 50p).
As reviewed by "Popular Hi-Fi", July '79.

PHOTO CONDUCTIVE CELL £1.25. High power Cds cell 600 mw for control circuits. Resistance 800 ohm to 4K. Max volts 240. Size 1 1/2x1in. 10 for £11, 100 for £100.

DYNAMIC MICROPHONE. Low imp. Foster inset. £1.45, 10 for £11, 100 for £100.
UMF TUNER BY GEC. 38mcs/ with slow motion tuning. Size 5x3x2in. £3 ea., 10 for £25, 100 for £220, 500 for £1,000.

TWO GANG MINIATURE VARICAP TUNER. 500pH with tuning knob, size 3x1 1/2x1 1/2in. £1.25 ea., 10 for £10, 100 for £85.
ATES U14552 AUDIO I.C. AMPLIFIER 14 PIN D.I.L. 300 m. watts 55p each, 10 for £4.50, 100 for £40.

GENERAL ELECTRIC 2+2 watt I.C. stereo audio chips with circuit & data £1.95 each.
RCA CD4028AE 16 pin D.I.L. presettable up-down counter 85p each, 25 for £15, 100 for £50, 1,000 for £355 (in anti static tubes of 25).
U.H.F. TV TUNER (preamp) with BF180 55p each. Built on P.C. board 2 x 2in (fold without data). 10 for £4.50, 100 for £35, 1,000 for £250.

MARCONI I.C. Oscillator Datal (TO99 can) 30p each, 10 for £2, 100 for £15, 1,000 for £125.
PLESSEY SL432A I.C. IF amplifier (TO99 can) 85p each, 10 for £5, 100 for £39, 500 for £150.
V.H.F. MODULATORS for TV games 55p each. 2 transistor - on built P.C. sizes 2 x 2 x 1 1/2in. 10 for £4, 100 for £35, 500 for £150.

R.F. Filters for above modulators 20p each with components and coils on built p. circuit, size 2 x 2 x 1 1/4in. 10 for £3.50, 100 for £30, 500 for £125.
HIGH VOLTAGE TV TRIPLER DIODES BY I.T.T. stick type per 10 £1.50, per 100 £10, per 1,000 £85.

TBA258 Ates voltage regulators 55p ea., 500 for 100m/amps (TO99) per 10 £4.50, 100 £39, per 1,000 £280, 12v TBA625A. Also, 16 PIN low profile D.I.L. sockets 12p, 10 for £1, 100 for £8, 1,000 for 6p each.

THYRISTORS, Motorola 2N5061 0.8 amp 60 volt 19p, 10 for 15p, 100 for 13p, 1,000 for 11p each.
ULTRASONIC TRANSDUCERS. 40Kcs, pair £2.95, 10 pairs £25, 100 pairs £220.



HENRY'S

All mail to:
404 Edgware Road
London W2 England
Phone 01-723 1008
TELEX 262284. REF 1400.

EXPORT ORDERS add 10% for carriage

ASTRA-PAK

92 GODSTONE ROAD
WHYTELEAF SURREY CR3 0EB

All prices include V.A.T. Add 25p for P&P (Extra for overseas). Discounts over £10 less 5%, over £20 less 5%, over £20 less 10%, over £50 less 15%.
Send SAE for complete list of components.

7400	0.12	7495	0.54	74190	1.05	74LS113	0.36	4007	0.16	4085	0.72
7401	0.12	7496	0.60	74191	0.99	74LS114	0.36	4008	0.92	4086	0.76
7402	0.12	7497	2.38	74192	0.99	74LS123	0.82	4009	0.45	4089	1.55
7403	0.12	74100	0.84	74193	1.05	74LS124	2.45	4010	0.62	4093	0.85
7404	0.12	74104	0.40	74194	0.90	74LS125	0.44	4011	0.15	4094	1.80
7405	0.13	74105	0.40	74195	0.84	74LS126	0.44	4012	0.16	4095	1.10
7406	0.28	74107	0.28	74196	0.90	74LS132	0.69	4013	0.42	4096	1.10
7407	0.28	74109	0.45	74197	0.90	74LS136	0.40	4014	0.80	4097	3.50
7408	0.14	74110	0.10	74198	1.48	74LS138	0.53	4015	0.77	4098	1.12
7409	0.13	74111	0.70	74199	1.48	74LS139	0.53	4016	0.42	4099	1.90
7410	0.13	74116	1.60	74221	1.50	74LS151	1.05	4017	0.77	4404	1.00
7411	0.18	74118	0.82	74273	2.15	74LS153	0.50	4018	0.87	4412	0.30
7412	0.21	74119	1.30	74279	1.25	74LS154	1.20	4019	0.92	4428	0.80
7413	0.25	74120	0.82	74283	1.70	74LS155	0.86	4020	0.92	4445	1.50
7414	0.54	74121	1.25	74284	6.95	74LS156	0.86	4021	0.77	4449	0.30
7415	0.27	74122	0.40	74293	1.35	74LS157	0.47	4022	0.82	4501	0.17
7417	0.27	74123	0.53	74298	1.92	74LS158	0.83	4023	0.15	4502	0.88
7420	0.13	74125	0.44	74390	1.92	74LS160	1.22	4024	0.66	4507	0.50
7421	0.28	74126	0.45	74393	2.12	74LS161	0.89	4025	0.15	4508	2.25
7422	0.17	74128	0.82	74LS00	0.20	74LS162	1.12	4026	0.62	4510	1.05
7423	0.25	74132	0.68	74LS01	0.19	74LS163	0.69	4027	0.50	4511	0.98
7425	0.20	74135	0.68	74LS02	0.19	74LS164	1.20	4028	0.67	4512	0.92
7426	0.25	74136	0.75	74LS03	0.19	74LS168	2.00	4029	0.86	4514	2.85
7427	0.25	74137	0.94	74LS04	0.20	74LS169	2.00	4030	0.48	4515	2.80
7428	0.34	74141	0.51	74LS05	0.20	74LS170	1.76	4031	2.34	4516	1.02
7430	0.13	74142	2.00	74LS08	0.19	74LS173	1.05	4033	1.25	4518	0.99
7432	0.24	74143	2.00	74LS09	0.19	74LS174	1.12	4034	2.00	4519	0.50
7433	0.32	74144	2.00	74LS10	0.19	74LS175	1.05	4035	1.00	4520	1.05
7437	0.24	74145	0.64	74LS11	0.19	74LS189	2.85	4036	2.40	4521	2.00
7438	0.26	74147	1.30	74LS12	0.19	74LS190	0.81	4037	0.99	4522	1.35
7440	0.13	74148	1.18	74LS13	0.46	74LS191	0.81	4038	1.00	4527	1.60
7441	0.52	74150	0.99	74LS14	1.10	74LS192	1.80	4039	2.80	4528	0.92
7442	0.55	74151	0.60	74LS15	0.19	74LS193	1.80	4040	0.88	4529	1.10
7443	0.90	74153	0.60	74LS20	0.19	74LS195	1.12	4041	0.77	4536	3.56
7444	0.90	74154	1.05	74LS21	0.19	74LS196	1.20	4042	0.72	4553	4.20
7445	0.70	74155	0.63	74LS22	0.19	74LS197	1.20	4043	0.82	4555	0.85
7446	0.70	74156	0.63	74LS26	0.24	74LS221	1.12	4044	0.82	4556	0.85
7447A	0.64	74157	0.63	74LS27	0.40	74LS247	0.97	4045	1.40	4558	1.25
7448	0.60	74159	1.70	74LS30	0.19	74LS248	0.97	4046	1.32	4566	1.40
7450	0.13	74160	0.80	74LS32	0.25	74LS249	0.97	4047	0.96	4583	0.75
7451	0.13	74161	0.80	74LS37	0.27	74LS251	1.00	4048	0.60	4585	1.03
7452	0.13	74162	0.80	74LS38	0.27	74LS253	1.05	4049	0.42		
7454	0.13	74163	0.80	74LS40	0.19	74LS257	1.05	4050	0.42		
7460	0.13	74164	0.89	74LS42	0.53	74LS258	1.05	4051	0.84		
7470	0.28	74185	0.89	74LS47	0.97	74LS266	0.39	4052	0.84		
7472	0.22	75186	0.99	74LS48	0.97	74LS273	2.50	4053	0.84		
7473	0.26	74167	2.70	74LS49	0.97	74LS279	0.60	4054	1.10		
7474	0.26	74170	1.68	74LS51	0.19	74LS281	1.10	4055	1.00		
7475	0.30	74172	4.00	74LS54	0.19	74LS289	2.85	4056	0.98		
7476	0.26	74173	1.18	74LS55	0.20	74LS293	0.90	4066	0.48		
7480	0.45	74174	0.89	74LS73	0.30	74LS298	1.60	4067	3.50		
7481	0.90	74175	0.68	74LS74	0.34	74LS352	0.92	4068	0.24		
7482	0.80	74176	0.88	74LS75	0.45	74LS353	1.05	4069	0.17		
7483	0.72	74177	0.88	74LS76	0.32	74LS365	0.50	4070	0.17		
7484	0.90	74178	1.20	74LS78	0.32	74LS366	0.50	4071	0.17		
7485	0.88	74179	1.10	74LS83	0.78	74LS367	0.50	4072	0.17		
7486	0.26	74180	0.90	74LS85	0.95	74LS368	0.50	4073	0.17		
7489	2.00	74181	1.92	74LS86	0.30	74LS386	0.37	4075	0.17		
7490	0.35	74182	0.78	74LS93	0.95	74LS387	0.37	4076	1.05		
7491	0.65	74184	1.20	74LS95	1.10	4000	0.14	4077	0.24		
7492	0.44	74185A	1.20	74LS107	0.36	4001	0.15	4078	0.22		
7493	0.40	74186	7.20	74LS109	0.36	4002	0.16	4081	0.17		
7494	0.80	74188	2.70	74LS112	0.38	4006	0.92	4082	0.20		

U.K. RETURN OF POST MAIL ORDER SERVICE, ALSO WORLDWIDE EXPORT SERVICE

BSR DE LUXE AUTOCHANGER

Plays 12", 10" or 7" records, Auto or Manual. A high quality unit backed by BSR reliability. Stereo Ceramic Cartridge. AC 200/250V. Size 13 1/2 x 11 1/4 in. 3 speeds. Above motor board 3 1/2 in. Below motor board 2 1/2 in. with Ceramic Stereo cartridge.
£20. Post £1.60



HEAVY METAL PLINTHS

Cut out for most BSR or Garrard decks. Silver grey finish. Post £1.60
Model "A" Size 14 1/2 x 12 1/2 x 3 in. **£3.50**
Model "B" Size 16 x 13 1/4 x 3 in. **£4.50**
TINTED PLASTIC COVERS ONLY
Sizes: 14 1/2 x 12 1/2 x 3 in. £3.50 each.
14 1/2 x 12 1/2 x 3 in. £3.50 each.
15 1/2 x 13 1/2 x 4 in. £4.18 x 13 1/2 x 4 in. £6.
17 1/4 x 9 1/2 x 3 1/2 in. £3.18 x 12 1/2 x 3 in. £6.
14 1/2 x 14 1/4 x 2 1/2 in. Rosewood sides £4. Post £1.60
Ideal for record decks, tape decks, etc.

BSR SINGLE PLAYER

Ideal replacement or disco deck with cueing device and stereo ceramic cartridge. 3 speeds. Large turntable, modern design.
£21 Post £1.60



TWO-SPEED BUDGET MODEL £15.

BSR P182 3 speeds flared aluminium turntable "S" shape arm, cueing device, ceramic cartridge £24. Post £1.60
BSR MP60/P128 Stereo Ceramic, balanced arm, cueing device. Bias compensator £26. Magnetic £5 extra.

GARRARD HI-FI MINI CHANGER

3-speed stereo cartridge. Plays all size records.
£8.95 Post £1.60



B.S.R. P163 BELT DRIVE QUALITY DECK

Manual or automatic play. Two speeds. Precision balanced arm. Slide in head, cueing device. Bargain price.
£30 Post £1.60
Suitable magnetic cartridge £6.50.



ELAC HI-FI SPEAKER 8in. TWIN CONE

Large ceramic magnet. 50-16,000 c/s. Bass resonance 40 c/s. 8 ohm impedance. 10 watts. RMS. **£5.95** Post 75p
20 watt woofer bass unit only **£7.95** Post 75p



LOW VOLTAGE POWER PACK FOR MODELS
Ready made. Famous make. Will supply 10 volts D.C. at 400mA. With terminals and mains lead. **£2.75** Post 50p

POTENTIOMETERS

With spindles 5kΩ to 2MΩ. LOG or LIN. L/S 35p. DP 60p. Stereo L/S 85p. DP £1. Edge Pot 5K. SP 45p. Sliders Mono 65p. Stereo 85p.

80 Ohm Coax
FRINGE LOW LOSS 15p yd.
PLUGS 10p. SOCKETS 10p.
LINE SOCKETS 25p
OUTLET BOXES 80p
300 ohm FEEDER 5p yd.

EMI 1 1/2 x 8in. LOUDSPEAKERS

With tweeter and crossover. 10 watt. 3 or 8 ohm. With tweeter and crossover. 8 ohm. 15 watts.
£9.95 Post 75p
£10.95 Post 75p
Bass woofer only 15 ohm. 20 watt. **£10.95** Post 75p



Suitable Bookshelf Cabinet

Teak finish. For EMI 13 x 8 speakers. Size 16 x 11 x 8 inches approximately. **£9.50** Post £1.60

THE "INSTANT" BULK TAPE ERASER

Suitable for cassettes, and all sizes of tape reels. A.C. mains 200/250V. Leaflet S.A.E. Will also demagnetise small tools.
Head Demagnetiser only £5.00 Post 50p



RELAYS. 12V DC 95p. 6V DC 85p. 240V AC 95p.
BLANK ALUMINIUM CHASSIS. 6 x 4—95p; 8 x 6—£1.40; 10 x 7—£1.55; 12 x 8—£1.70; 14 x 9—£1.90; 16 x 6—£1.85; 16 x 10—£2.20. ANGLE ALI. 6 x 1/4 x 1/4—20p.
ALUMINIUM PANELS. 6 x 4—24p; 8 x 6—38p; 14 x 3—40p; 10 x 7—54p; 12 x 8—70p; 12 x 5—44p; 16 x 6—70p; 14 x 9—94p; 12 x 12—£1.16; 16 x 10—£1.16.
PLASTIC AND ALI BOXES IN STOCK. MANY SIZES.
VARICAP FM TUNER HEAD with circuit & connections. Some technical knowledge required £4.95.
TAG STRIP 28-watt 12p.
TAPE OSCILLATOR COIL. Valve type, 35p.
BRIDGE RECTIFIER 200V PIV 1/2 amp 50p. 8 amp £2.50.
TOGGLE SWITCHES SP 30p. DPST 40p. DPDT 50p.
MANY OTHER TOGGLES IN STOCK. Please enquire.
PICK-UP CARTRIDGES ACOS, GP91 £2.00. GP94 £2.50.
SONOTONE 9TACH Diamond £3.75. V100 Magnetic £6.50.
WIRE-WOUND RESISTORS 5 watt, 10 watt, 15 watt 11p. CASSETTE MOTOR. 6 volt £1.00.
CASSETTE MECHANISM. Mono heads, no motor £3.00.

MAINS OPERATED SOLID STATE AM/FM STEREO TUNER



200/240V AC Mains. F.M./A.M. Stereo Tuner. Covering M.W., A.M. 540-1605KHz. V.H.F., F.M. 88-108MHz. Ferrite rod aerial for M.W. Full AFC and AGC on A.M. and F.M. Stereo Beacon Indicator. Built-in Pre-amps with variable output adjustable by pre-set control. Max. o/p Voltage 600mV R.M.S. into 20K. Simulated Teak finish cabinet. Will match almost any amplifier. Size 8 1/4 in wide, 4 in. high x 9 1/2 in. deep approx.
£28 Post £1.60

RCS SOUND TO LIGHT KIT Mk. 2

Kit of parts to build a 3 channel sound to light unit. 1,000 watts per channel. Suitable for home or disco. Post 50p
Easy to build. Full instructions supplied. Cabinet £4.50 extra. Will operate from 200MV to 100 watt signal.
£18

"MINOR" 10 watt AMPLIFIER KIT £12.50

This kit is suitable for record players, guitars, tape playback, electronic instruments or small PA systems. Two versions available: Mono, **£12.50**; Stereo, **£20**. Post 45p. Specification 10W per channel; input 100mV; size 9 1/2 x 3 x 2 in. approx. SAE details. Full instructions supplied. AC mains powered. Input can be modified to suit guitar.

R.C.S. STEREO PRE-AMP KIT. All parts to build this pre-amp.

Inputs for high, medium or low imp per channel. With volume control and P.C. Board **£2.95**
Can be ganged to make multi-way stereo mixers **Post 35p**

MAINS TRANSFORMERS ALL POST 75p.
250V-250V 70mA, 6.3V, 2A **£3.45**
250V-250V 80mA, 6.3V 3.5A, 6.3V 1A **£4.80**
350-0-300V 100mA, 6.3V 3.5 amp **£5.80**
300-0-300V 120mA, 2x6.3V 2A C.T., 5V 2A **£8.50**
220V 45mA, 6.3V 2A **£2.80**
HEATER TRANSFORMER 6.3V 1/2 amp **£2.00** 3 amp **£2.20**
GENERAL PURPOSE LOW VOLTAGE. Tapped outputs available
2 amp, 3, 4, 5, 6, 8, 9, 10, 12, 15, 18, 25 and 30V **£4.80**
1 amp, 6, 8, 10, 12, 16, 18, 20, 24, 30, 36, 40, 48, 60 **£6.00**
2 amp, 6, 8, 10, 12, 16, 18, 20, 24, 30, 36, 40, 48, 60 **£9.50**
3 amp, 6, 8, 10, 12, 16, 18, 20, 24, 30, 36, 40, 48, 60 **£12.50**
5 amp, 6, 8, 10, 12, 16, 18, 20, 24, 30, 36, 40, 48, 60 **£16.00**
12V, 100mA **£1.30** 20V, 40V, 60V, 1 amp **£6.00**
12V, 750mA **£1.75** 12V, 3 amp **£3.50**
10.0-10V 2 amp **£3.00** 10V, 30V, 40V, 2 amp **£3.50**
30V, 5 amp and 17V-0-17V **£4.00** 40V, 2 amp **£3.50**
2 amp **£4.00** 20V, 1 amp **£3.00**
0, 5, 8, 10, 16V, 1/2 amp **£2.50** 20V-0-20V, 1 amp **£3.50**
9V, 3 amp **£3.50** 30V-0-30V, 2 amp **£8.00**
25-0-25V 2 amp **£4.50** 20 or 30V, 2 amp, each **£11.00**
30V, 2 amp **£3.50** 12-0-12V, 2 amp **£3.50**
30V, 1 1/2 amp **£3.30** 9V, 1/2 amp **£1.50**

AUTO TRANSFORMERS 115V to 230V or 230V to 115V 150W **£7.00**
250W, £8.00 400W, £9.00 500W, £10.00
FULL WAVE BRIDGE CHARGER RECTIFIERS.
6 or 12V outputs. 2 amp, 75p. 4 amp, £1.60
CHARGER TRANSFORMERS: 1 1/2 amp, £1.60. 3 amp, £4.00. 4 amp, £6.50
12V, 1 1/2 amp Half Wave Selenium Rectifier **25p**

COMPACT SPEAKERS

WHITE PLASTIC CABINET
13 x 10 x 6 in. approx.
50 to 14,000 cps. 10 watts. 4 ohm
£16 pair Post £1.60



STEREO SPEAKERS £8 pair

Globe shaped cases in high gloss mouldings of red or green, are finished with chrome frontal trim. In addition, 2 1/2 metres of twin lead already fitted with phono plug is supplied.
5in. diameter
Full Range Quality
Frequency Response
5 watts. 8 ohms 5 watts



LOW VOLTAGE ELECTROLYTICS
1, 2, 4, 5, 8, 16, 25, 30, 50, 100, 200mF 15V 10p.
500mF 12V 15p; 25V 20p; 50V 30p; 420mF/500V £1.30.
1000mF 12V 17p; 26V 35p; 50V 47p; 100V 70p.
2000mF 6V 25p; 25V 42p; 40V 60p; 1200mF 76V 80p.
2500mF 50V 62p; 3000mF 25V 47p; 50V 65p.
4500mF 64V £2; 4700mF 63V £1.20. 2700mF/76V £1.
5000mF 35V 85p. 5600mF/76V £1.75.
HIGH VOLTAGE ELECTROLYTICS
8/350V 22p 8+8/450V 50p 50+50/300V 50p
16/350V 30p 8+16/450V 50p 32+32/450V 75p
32/500V 75p 16+16/450V 50p 100+100/275V 65p
50/500V £1.20 32+32/350V, 50p 150+100/275V 70p

MANY OTHER ELECTROLYTICS IN STOCK
SHORT WAVE 100pF air spaced gangable tuner, 95p.
TRIMMERS 10pF, 30pF, 50pF, 5p. 100pF, 150pF, 15p.
CERAMIC, 1pF to 0.01mF, 5p. Silver Mica 2 to 5000pF, 5p.
PAPER 350V-0.1 7p; 0.5 13p; 1mF 150V 20p; 2mF 150V 20p; 500V-0.001 to 0.05 12p; 0.1 15p; 0.25 25p; 0.47 35p.
MICRO SWITCH SINGLE POLE CHANGE OVER 20p.
SUB-MIN MICRO SWITCH, 25p. Single pole change over.
TWIN GANG, 385 + 385pF 80p; 500pF slow motion 75p.
365 + 365 + 25 + 25pF, Slow motion drive 85p. 120pF 50p.
TRANSISTOR TWIN GANG, 50p.
NEON PANEL INDICATORS 250V. Amber or red 30p.
ILLUMINATED ROCKER SWITCH, single pole. Red 65p.
RESISTORS, 10Ω to 10M. 1/4W, 1/2W, 20% 2p; 2W, 10p.
HIGH stability, 1/2W 2% to 10 watts to 1 meg., 12p.
Ditto 5p. Preferred values 10 ohms to 10 meg., 5p.

***VALUES* special offer subject to being unsold £1 ea. Post Free**
6A1116 12K7GT PCF82 PL84 EBF80 EFB0
6K8G 35L6GT PCF86 PY33 ECC83 EMB8
607G 95A PCL82 PY80 ECC84 EMB8
8V6G 30P11 PCL84 PY82 ECF80 EMB7
120PGT 35Z4GT PL81 PY83 ECL80 EY51
12K8M PCC84 PL82 EB91 ECL82 EY86
28Y5G PCC89 PL83 EBC81 EF41 E240

BAKER LOUDSPEAKERS "SPECIAL PRICES"

Post £1.50 ea.

Model	Size	Power	Type	Our price	List price
8 or 16 ohms			in watts		
Major	12	30	Hi-Fi	£12	£17.25
Dekase Mk II	12	15	Hi-Fi	£14	£19.75
Superb	12	30	Hi-Fi	£22	£27.60
Auditorium	12	45	Hi-Fi	£20	£27.60
Auditorium	15	60	Hi-Fi	£30	£40.25
Group 35	12	40	PA	£12	£17.25
Group 45	12	45	PA	£15	£17.25
Group 50	12	60	PA	£20	£27.45
Group 50	15	75	PA	£30	£40.25
Group 75	12	75	PA	£24	£27.60
Group 100	12	100	PA	£29	£33.35
Group 100	15	100	PA	£35	£40.25
Disco 100	12	100	Disco	£29	£33.35
Disco 100	15	100	Disco	£35	£40.25

BAKER AMPLIFIERS

for PA Disco. General purpose with built-in mixers and pre-amps.

50 watt 2 inputs 3 outputs
Our price **£63** List price **£72.45**
Post **£2.00** each.



150 watt 4 inputs 3 outputs
OUR PRICE **£85** List price **£97.75**



LOUDSPEAKERS. FAMOUS MAKES "SPECIAL PRICES"

Post £1.50 ea.

Make	Model	Size	Watts	Ohms	Our Price
Seas	Tweeter	4in	50	B	£7.50
Goodmans	Tweeter	4in round 3 1/2 in square	25	B	£4.00
Audax	Tweeter	3 1/4 in square	60	B	£10.50
Seas	Mid-range	4in	50	B	£7.50
Seas	Mid-range	5in	80	B	£10.50
Seas	Mid-range	4 1/2 in	100	B	£12.50
Goodmans	Full-range	8in	20	B	£5.50
Seas	Woofer	8in	30	B	£14.00
Moscow	General	10in	30	B	£10.50
McKenzie	Disc-group	15in	150	8+16	£56.00
Celestion	Disc-group	18in	100	8+16	£59.00
Celestion	Disc-group	18in	200	8+16	£69.00

TEAK VENEERED HI-FI SPEAKER CABINETS

For 13x8in. or 8in. speaker **£9.50** Post 1.00
For 6 1/2 in. speaker and tweeter **£8.50** Post 75p
Many other cabinets in stock. Phone your requirements.
SPEAKER COVERING MATERIALS. Samples Large S.A.E.
LOUDSPEAKER CABINET WADDING 18in wide 20p ft.

GOODMANS TWIN AXIOM 8 inch dual cone loudspeaker. 8 ohm. 15 watt hi-fi unit **£10.50**.
CROSSOVERS. TWO-WAY 3000 c/s 3 or 8 or 15 ohm **£1.90**. 3-way 950 cps/3000 cps **£2.20**.
LOUDSPEAKERS PM 3 OHM 7x4in. **£1.50**; 6 1/2 in., **£1.95**; 8x5in., **£1.90**; 8in., **£2.50**.
SPECIAL OFFER: 64 ohm, 2 1/2 in., 35 ohm, 3 in., 25 ohm, 2 1/2 in., 3 in., 5x3in., 7x4in., 8 ohm, 2 1/2 in., 3 in., 3 1/2 in., 5 in., 15 ohm, 3 1/2 in., dia, 6x4in., 7x4in., 5x3in., 3 ohm, 2 1/2 in., 2 1/2 in., 3 1/2 in., 5 in. dia, **£1.50** each.
PHILIPS LOUDSPEAKER, 6in., 4 ohms, 4 watts, **£2.50**.
RICHARD ALLAN TWIN CONE LOUDSPEAKERS
8in. diameter 4W **£2.50**, 10in. diameter 5W **£3.50**;
12in. diameter 6W **£4.50**, 15in. diameter 15W, please state.
MOTOROLA PIEZO ELECTRIC HORN TWEETER, **£6.50**
Handles up to 100 watts. No crossover required.
BLACK PLASTIC CONSTRUCTION BOX with brushed aluminium fascia. Sturdy job. Size 6 1/4 x 4 x 2 in. **£1.50**

GOODMANS RUBBER SURROUND BASS WOOFER

Standard 12in. diameter fixing with cut sides 12" x 10". 14,000 Gauss magnet. 20 watts R.M.S. 4 ohm imp. Bass resonance = 30 c.p.s. Frequency response 30-8000 c.p.s.
£9.95 each Post £1.60



ALUMINIUM HEAT SINKS. FINNED TYPE.

Sizes 5" x 4" x 1" 95p. 6 1/2" x 2" x 2 1/4" 45p
JACK PLUGS Mono Plastic 25p; Metal 30p.
JACK PLUGS Stereo Plastic 30p; Metal 35p.
JACK SOCKETS Mono Open 20p; Closed 25p.
JACK SOCKETS Stereo Open 25p; Closed 30p.
FREE SOCKETS — Cable end 30p.
2.5mm and 3.5mm **JACK SOCKETS** 15p.
2.5mm and 3.5mm **JACK PLUGS** 15p.
DIN TYPE CONNECTORS
Sockets 3-pin, 5-pin 10p. Free Sockets 3-pin, 5-pin 25p.
Plugs 3-pin 20p; 5-pin 25p.
PHONO PLUGS AND SOCKETS ea. 10p.
Free Socket for cable end ea. 15p.
Screened Phono Plugs ea. 15p.
TV CONVERGENCE POTS 15p each.
Values = 5, 7, 10, 20, 50, 100, 200, 250, 470, 2000 ohms.

MONO PRE-AMPLIFIER. Mains operated solid state pre-amplifier unit designed to complement amplifiers without low level phono and tape input stages. R.I.A.A. equalisation on magnetic phono input and N.A.B. equalisation for tape heads. Phono sockets for input and output.



£5 Post 50p

RADIO COMPONENT SPECIALISTS

337 WHITEHORSE ROAD, CROYDON
Open 9-6. Closed all day Wed. Open Sat. 9-5.


Radio Books and Components Lists 20p. (Minimum posting charge 30p.) Access or Barclaycard please. Telephone: 01-684 1665 for same day despatch. Cash prices include VAT.

Tecknowledgedgy for sale.

The Mark III FM Tuner

DIY Hi-Fi will never seem the same again. Ambit's Mark III tuner system is electrically & visually superior to all others. Some options available, but the illustrated version with reference series modules: £149.00 + £22.35 VAT

With Hyperfi Series modules £185.00 + £27.75 VAT



Features of the system

- * Precision construction & design of all parts
- * Time/frequency display
- * State of the art performance with facilities for updates, using modular plug in systems.
- * Deviation level calibrator for recording
- * All usual tuner features

ALL TUNER KITS £3 carriage

PW SANDBANKS PI METAL LOCATOR

Maintaining our professional approach to home constructor kits, we offer the pulse induction 'Sandbanks'. Now with injection moulded casing for greatly improved environmental sealing. £37.00 + £5.55vat

VHF MONITOR RX WITH PLESSEY IC

4/9 channel version of the PW design - but using standard (fundx9) crystals, and TOYO 8 pole crystal filter with matching transformers. Coil sets from our standard range to cover bands from 40 to 200MHz. Complete module kit £31.25 + £4.68

MICROMARKET OSTs overflow:

6800P	650p	8212	230p	2102	170p
6820P	600p	8216	195p	2112	340p
6850P	275p	8224	350p	2513	754p
6810	400p	8228	478p	4027	578p
6852	365p	8251	625p	2114	1000p
R80	630p	8255	540p	+15% VAT	

RADIO and AUDIO MODULES : Consistently the most advanced

FOR FM	
EF5801-3-4 series: 6 stage varicap tuning, all with oscillator output	
5801 Dual gate MOSFET RF stages, bipolar mixer	£17.45 + 2.61VAT
5803 Dual gate RF/mixer stages, amplified LO out	£19.75 + 2.96VAT
5804 'Hyperfi' series, with internal PIN diode agc, and ultra wide range tuning system	£24.95 + 3.74VAT
EF5402 4 stage varicap tuner with TDA1062 and LO output. Uses FET/IC input. PIN agc	£10.75 + 1.61VAT

The EF series are available on special order to cover bands (usually approx 20% of the centre frequency) in the range described. Details in our price list.

FOR 30-200MHz

FOR FM IFs at 10.7MHz	
7030 single 6 pole linear phase filter IF with HA1137E	£10.95 + 1.64VAT
7130 two 6 pole linear phase filter IF with CA3189E	£16.25 + 2.44VAT
7230 Hyperfi IF, switched bandwidth, AGC IF preamp, linear phase ceramic filters with diode switched narrow filter	£24.95 + 3.74VAT

DECODERS for MPX (STEREO)

Various types, guaranteed the world's biggest and best ranges

LARSHOLT FM TUNERSSETS

7252 MOSFET front end combined with CA3089 IF	£26.50 + 3.97VAT
7252 JFET front end, combined with IF and decoder	£26.50 + 3.97VAT

FM/AM tuning synthesiser, see details elsewhere in this advertisement

COMPONENTS FOR RADIO/COMMUNICATIONS/AUDIO/TV etc.

As usual, Ambit brings you the latest and best, a small selection of which is shown in this advertisement. The Ambit catalogues contain information on most of the devices mentioned here - and an order for the new part three will ensure you stay up with latest developments. Data photocopying service described in pricelist info.

RADIO ICs for FM		SL1600 series		Audio preamps	
CA3089E	1.94 29	SL1610	1.60 24	LM381N	1.81 27
CA3189E	2.45 37	SL1611	1.60 24	LM382N	1.85 25
HA1137W	2.20 33	SL1612	1.60 24	KB4436	2.53 38
HA11225	2.20 33	SL1613	1.89 28	KB4438	2.22 33
SN76660N	0.75 11	SL1620	2.17 33	TDA1028	3.50 53
RADIO ICs for AM/FM		SL1621	2.17 33	TDA1029	3.50 53
TDA1090	3.35 50	SL1623	2.44 37	TDA1074	3.75 56
TDA1083	1.95 29	SL 624	3.28 49	Audio power	
TDA1220	1.40 21	SL1625	2.17 33	TBA820M	0.75 11
IF AMPLIFIERS		SL1626	2.44 37	TBA810AS	1.09 16
KB4406	0.50 07	SL1630	1.62 24	LN3800N	1.00 15
MC1350	1.20 18	SL1640	1.89 28	ULN2283	1.00 15
see comm. ics also		SL1641	1.89 28	TDA2002	1.95 29
COMMUNICATIONS		SL6640	2.75 41	HA1370	2.99 45
KB4412	2.55 38	SL6690	3.20 48	TDA2020	2.99 45
KB4413	2.75 41	MC3357	3.12 47	FETs, MOSFETs, bipolar, and various others: see PL	
SD6000	3.75 56	MC1496	1.25 19		
		NE544	1.70 25		

Current news: A PCB for the Mullard DC tone and volume control system is now available £3 + 0.45 VAT. HMO5 PA modules for 60-100W - kit £14 + £2.10VAT, heatsink £4.10 + 0.61. FM radio control system crystals £3.75 pair inc VAT (Sept on). MK50366N: static drive clock/timer IC £3.78 + 0.57 VAT. 12½kHz channel spacing 8 pole 10.7MHz XTAL filter by TOYO type H4402 £15.50 + £2.32VAT. A further updated pricelist is now available, and we would like to remind you that enquiries can only be answered if accompanied either by an official business letterhead, or an SAE. STOP PRESS: TOKO's new split-apart triple AM tuning diodes are in stock £2.45 + 37p VAT, (KV1215). S BL1 diode DBM 1-500MHz - £4.25 + 0.64p.

Terms: CWO please. Account facilities for commercial customers OA. Postage 25p per order. Minimum credit invoice for account customers £10.00. Please follow instructions on VAT, which is usually shown as a separate amount. Overseas customers welcome - please allow for postage etc according to desired shipping method. Access facilities for credit purchases. Catalogues: Ambit, Part 1 45p, Part 2 50p 90p pair. TOKO Euro shortform 20p. Micrometals toroid cores 40p. All inc PP etc. Full data service: described in pricelist supplements. Hours/phone: We are open from 9am - 7pm for phone calls. Callers from 10am to 7pm. Administrative enquiries 9am to 4.30pm please (not Saturdays). Saturday service 10am to 6pm.

ambit international  AMBIT catalogues are guaranteed to contain the most up to date and best informed comment on modern developments and advances in the field of radio and audio. There is no competitive publication that even approaches the broad range of parts/information on modern techniques.

2 Gresham Road, Brentwood, Essex.
Telephone (0277) 227050
WW — 080 FOR FURTHER DETAILS

scope for recording

Digital Data

The use of a Fibre Optic Recorder in the unique Raster mode with wideband brilliance modulation allows digital data to be recorded in an ideal format for visual inspection.

Typically a test word would be transmitted through a system with the output digital data applied as brilliance modulation to the FOR. The word marker triggers the timebase which would be adjusted to cover one word across the paper. The paper speed is adjustable to just separate successive words, thus producing a uniform pattern on a regular signal from a perfect system. Disturbances due to data change, errors and drop-outs are very

obvious. Resolution and bandwidth are adequate to resolve 265 bit words at 9600 bands.


Medelec Fibre Optic Recorders are also used for research and development in Video Imaging, Noise and Vibration, Transients and many other fields.



MEDELEC LIMITED
A Vickers Limited Company
Manor Way, Woking, Surrey
Tel: Woking (04862) 70331
Telex: 859141 Medlec G



TRUST SCOPEX



The 14D-15 is the very latest addition to the Scopex range of brilliantly engineered, easy to use oscilloscopes.

Here's what it offers:-

- Large screen 10 cm x 8 cm
- Triggers on channels 1 and 2
- 2 mV - 10V/DIV sensitivity
- 3% accuracy - a Scopex speciality
- DC-15 MHz bandwidth over the entire screen
- Probe test output
- Wide time base range
- Switched mode power supply

Plus a host of well thought-out additional facilities, free delivery in the UK mainland and a very good price of £280 plus VAT.

Trust Scopex to get it right.

 **SCOPEX**

Pixmore Avenue, Letchworth,
Herts. SG6 1JJ.
Telephone: 04626 72771.

WW-029 FOR FURTHER DETAILS


J. L. Linsley-Hood High Quality Cassette Recorders

LINSLEY-HOOD CASSETTE RECORDER 1



We are the Designer Approved suppliers of kits for this excellent design. The Author's reputation tells all you need to know about the circuitry and Hart expertise and experience guarantees the engineering design of the kit. Advanced features include: High quality separate VU meters with excellent ballistics. Controls, switches and sockets mounted on PCB to eliminate difficult wiring. Proper moulded escutcheon for cassette aperture improves appearance and removes the need for the cassette transport to be set back behind a narrow finger trapping slot. Easy to use, robust Lenco mechanism. Switched bias and equalisation for different tape formulations. All wiring is terminated with plugs and sockets for easy assembly and test. Sophisticated modular PCB system gives a spacious, easily built and tested layout. All these features added to the high quality metalwork make this a most satisfying kit to build. Also included at no extra cost is our new HS15 Sendust Alloy record/play head, available separately at £7.60 plus VAT, but included FREE as part of the complete kit at £81.50 plus VAT.

REPRINTS of the 3 articles describing this design 45p No VAT.
REPRINT of Postscript article 30p No VAT.



VFL 910

VFL 910. Vertical front loading Super Hi-fi deck, as used in our new Linsley-Hood Cassette Recorder 2. £31.99 + VAT. Set of knobs £1.46 + VAT.

LENCO CASSETTE MECHANISMS

We hold stocks of a range of Lenco tape transports for all uses, we can also supply spare parts. For example:
CRV Motors complete £4.00 plus VAT.
CRV Drive Belts 90p plus VAT.

CASSETTE HEADS

A large range of cassette heads for domestic, industrial and audio visual purposes is available from us. The very best stereo head that we can find is our HS15 Sendust Alloy Super Head. This has an even better high frequency response than our HS14 which it replaces. Unlike cheaper and ferrite types this excellent high frequency performance is combined with a high output, thus maintaining the best possible signal to noise ratio. Price £7.60 plus VAT.

4-TRACK Record/play head. Scans all 4 tracks on cassette tape. Suitable for auto-reverse mechanisms, film sync, quadrophonics and many other purposes. Standard impedance £7.40 plus VAT.

Full details of these and other heads are in our lists.

ALL UK ORDERS ARE POST FREE

Please send 9x4 SAE for lists giving fuller details and price breakdowns.

HART ELECTRONICS

Instant easy ordering, telephone your requirements and credit card number to us on Oswestry (0691) 2894 Telex: 35661 Hartel G

LINSLEY HOOD CASSETTE RECORDER 2



Our new improved performance model of the Linsley Hood Cassette Recorder incorporates our VFL 910 vertical front mechanism and circuit modifications to increase dynamic range. Board layouts have been altered and improved but retain the outstandingly successful mother and daughter arrangement used on our Linsley Hood Cassette Recorder 1.

This latest version has the following extra features. Ultra low wow-and-flutter of .09% — easily meets DIN Hi-fi spec. Deck controls latch in rewind modes and do not have to be held. Full Auto stop on all modes. Tape counter with memory rewind. Oil damped cassette door. Latching record button for level setting. Dual concentric input level controls. Phone output. Microphone input facility if required. Record interlock prevents re-recording on valued cassettes. Frequency generating feedback servo drive motor with built-in speed control for thermal stability. All these desirable and useful features added to the excellent design of the Linsley-Hood circuits and the quality of the components used makes this new kit comparable with built-up units of much higher cost than the modest £94.90 + VAT we ask for the complete kit.

SUPER BARGAIN OFFER LENCO FFR CASSETTE DECK

For those who missed our recent bargain CT4s we now are delighted to be able to offer Brand New Lenco FFR Decks complete with motor speed and auto-stop control board fitted and tested. These will operate with any supply between 9 and 16 volts. This deck can be used for both record and playback applications and is fitted with an erase head. A mono record/play head is fitted and we can supply an extra stereo head, if ordered with the deck at the very special price of £2 plus VAT. We also supply, with each deck and completely FREE, one of our specially moulded escutcheons. This deck would normally cost about £25 but we are able to offer them, while they last, at only £9.99 plus VAT.



BAILEY 30 WATT AMPLIFIER

We have now completed our redesign of this popular amplifier to make it as easy to build as our latest kits. The power amplifiers are complete modules plugging into a power supply master board, all possible wiring has been eliminated but faith has been maintained with the existing metal work to enable owners to update if they wish. Send for full details in our list.



COME AND SEE US ON STANDS C9 & C10 AT BREADBOARD '79

Penylan Mill, Oswestry, Salop

Personal callers are always welcome
but please note we are closed all day Saturday

TV TUBE REBUILDING

Faircrest Engineering Ltd., manufacture a comprehensive range of equipment for processing all types of picture tubes, colour and mono. Standard or custom built units for established or new businesses. We export world-wide and have an excellent spares service backed by a strong technical team.

Full training courses are individually tailored to customers' requirements.

For full details of our service contact Neil Jupp

FAIRCREST ENGINEERING LTD.

Willis Road, Croydon, CRO2XX.
01-684 1422, 01-689 8741

WW — 044 FOR FURTHER DETAILS

PPM2: PEAK PROGRAMME METERS

- ★ Approved by broadcasting authorities in the U.K. and overseas for critical programme monitoring.
- ★ Reviewed *Studio Sound* September, 1976. Meets IEC26B-10A draft BS542B-9.
- ★ Accurate law at and between all PPM marks with minimal preset adjustment. Marginal adjustment is retained to allow compensation for the tolerance in scale markings between meter manufacturers and different meters from the same maker.
- ★ Decay matching of all boards allows use with twin movements without pairing.
- ★ Flat frequency response at all PPM marks and also below minimum calibration point.
- ★ Gold plated connector and floating input protected against mains or static voltages on the signal lines. Supply input protected against reverse polarity.
- ★ Close tolerance components with excellent temperature and ageing characteristics used throughout.
- ★ Soak tested boards. Ernest Turner meter movements 640, 642, 643, and TWIN flush mounting adaptors and illumination kits from stock. Scalings available 1/7, IEC26B-10A Type 11a—12/TEST/+12 Type 11b used by EBU and conforming to CCITT recommendation N15(1972) but not recommended by us except for EBU and measuring instruments.

Stereo Disc Amplifier 2 ★ 10 Outlet Distribution Amplifier 2 ★ Stabilizer ★ Peak Deviation Meter ★ Chart Recorders.

SURREY ELECTRONICS

The Forge, Lucks Green, Cranleigh, Surrey GU6 7BG. Tel: (04866) 5997

LANGREK SUPPLIES LTD

Climax House, Fallsbrook Rd., Streatham, London SW16 6ED

RST Tel: 01-677 2424 Telex: 946708 RST

SEMICONDUCTORS

AA119	0.12	ASZ15	1.44	BC172	0.12	BD131	0.40	BF257	0.28	CR52	60	1.15	OC203	2.02	ZTX502	0.18	2N1309	0.63	2N3771	2.02
AA130	0.12	ASZ16	1.44	BC173	0.12	BD132	0.40	BF258	0.28	CR53	60	1.73	OC204	2.02	ZTX503	0.20	2N1613	0.29	2N3772	2.30
AA131	0.12	ASZ17	1.44	BC174	0.12	BD133	0.40	BF259	0.28	CR54	60	1.73	OC205	2.02	ZTX504	0.23	2N1614	0.29	2N3773	2.30
AA132	0.12	ASZ18	1.44	BC175	0.12	BD134	0.40	BF260	0.28	CR55	60	1.73	OC206	2.02	ZTX505	0.23	2N1893	0.29	2N3819	0.41
AA133	0.12	ASZ19	1.44	BC176	0.12	BD135	0.40	BF261	0.28	CR56	60	1.73	OC207	2.02	ZTX510	0.18	2N1947	0.29	2N3820	0.52
AA134	0.12	ASZ20	1.44	BC177	0.12	BD136	0.40	BF262	0.28	CR57	60	1.73	OC208	2.02	ZTX511	0.18	2N2148	1.89	2N3823	0.63
AA135	0.12	ASZ21	1.44	BC178	0.12	BD137	0.40	BF263	0.28	CR58	60	1.73	OC209	2.02	ZTX512	0.18	2N2218	0.29	2N3866	0.83
AA136	0.12	ASZ22	1.44	BC179	0.12	BD138	0.40	BF264	0.28	CR59	60	1.73	OC210	2.02	ZTX513	0.18	2N2219	0.29	2N3904	0.15
AA137	0.12	ASZ23	1.44	BC180	0.12	BD139	0.40	BF265	0.28	CR60	60	1.73	OC211	2.02	ZTX514	0.18	2N2220	0.21	2N3905	0.15
AA138	0.12	ASZ24	1.44	BC181	0.12	BD140	0.51	BF266	0.28	CR61	60	1.73	OC212	2.02	ZTX515	0.18	2N2221	0.21	2N4058	0.16
AA139	0.12	ASZ25	1.44	BC182	0.12	BD141	0.51	BF267	0.28	CR62	60	1.73	OC213	2.02	ZTX516	0.18	2N2222	0.21	2N4059	0.16
AA140	0.12	ASZ26	1.44	BC183	0.12	BD142	0.51	BF268	0.28	CR63	60	1.73	OC214	2.02	ZTX517	0.18	2N2223	0.21	2N4060	0.14
AA141	0.12	ASZ27	1.44	BC184	0.12	BD143	0.51	BF269	0.28	CR64	60	1.73	OC215	2.02	ZTX518	0.18	2N2224	0.24	2N4061	0.14
AA142	0.12	ASZ28	1.44	BC185	0.12	BD144	2.30	BF270	0.28	CR65	60	1.73	OC216	2.02	ZTX519	0.18	2N2225	0.24	2N4062	0.15
AA143	0.12	ASZ29	1.44	BC186	0.12	BD145	2.30	BF271	0.28	CR66	60	1.73	OC217	2.02	ZTX520	0.18	2N2226	0.24	2N4063	0.15
AA144	0.12	ASZ30	1.44	BC187	0.12	BD146	2.30	BF272	0.28	CR67	60	1.73	OC218	2.02	ZTX521	0.18	2N2227	0.24	2N4064	0.15
AA145	0.12	ASZ31	1.44	BC188	0.12	BD147	2.30	BF273	0.28	CR68	60	1.73	OC219	2.02	ZTX522	0.18	2N2228	0.24	2N4065	0.15
AA146	0.12	ASZ32	1.44	BC189	0.12	BD148	2.30	BF274	0.28	CR69	60	1.73	OC220	2.02	ZTX523	0.18	2N2229	0.24	2N4066	0.15
AA147	0.12	ASZ33	1.44	BC190	0.12	BD149	2.30	BF275	0.28	CR70	60	1.73	OC221	2.02	ZTX524	0.18	2N2230	0.24	2N4067	0.15
AA148	0.12	ASZ34	1.44	BC191	0.12	BD150	2.30	BF276	0.28	CR71	60	1.73	OC222	2.02	ZTX525	0.18	2N2231	0.24	2N4068	0.15
AA149	0.12	ASZ35	1.44	BC192	0.12	BD151	2.30	BF277	0.28	CR72	60	1.73	OC223	2.02	ZTX526	0.18	2N2232	0.24	2N4069	0.15
AA150	0.12	ASZ36	1.44	BC193	0.12	BD152	2.30	BF278	0.28	CR73	60	1.73	OC224	2.02	ZTX527	0.18	2N2233	0.24	2N4070	0.15
AA151	0.12	ASZ37	1.44	BC194	0.12	BD153	2.30	BF279	0.28	CR74	60	1.73	OC225	2.02	ZTX528	0.18	2N2234	0.24	2N4071	0.15
AA152	0.12	ASZ38	1.44	BC195	0.12	BD154	2.30	BF280	0.28	CR75	60	1.73	OC226	2.02	ZTX529	0.18	2N2235	0.24	2N4072	0.15
AA153	0.12	ASZ39	1.44	BC196	0.12	BD155	2.30	BF281	0.28	CR76	60	1.73	OC227	2.02	ZTX530	0.18	2N2236	0.24	2N4073	0.15
AA154	0.12	ASZ40	1.44	BC197	0.12	BD156	2.30	BF282	0.28	CR77	60	1.73	OC228	2.02	ZTX531	0.18	2N2237	0.24	2N4074	0.15
AA155	0.12	ASZ41	1.44	BC198	0.12	BD157	2.30	BF283	0.28	CR78	60	1.73	OC229	2.02	ZTX532	0.18	2N2238	0.24	2N4075	0.15
AA156	0.12	ASZ42	1.44	BC199	0.12	BD158	2.30	BF284	0.28	CR79	60	1.73	OC230	2.02	ZTX533	0.18	2N2239	0.24	2N4076	0.15
AA157	0.12	ASZ43	1.44	BC200	0.12	BD159	2.30	BF285	0.28	CR80	60	1.73	OC231	2.02	ZTX534	0.18	2N2240	0.24	2N4077	0.15
AA158	0.12	ASZ44	1.44	BC201	0.12	BD160	2.30	BF286	0.28	CR81	60	1.73	OC232	2.02	ZTX535	0.18	2N2241	0.24	2N4078	0.15
AA159	0.12	ASZ45	1.44	BC202	0.12	BD161	2.30	BF287	0.28	CR82	60	1.73	OC233	2.02	ZTX536	0.18	2N2242	0.24	2N4079	0.15
AA160	0.12	ASZ46	1.44	BC203	0.12	BD162	2.30	BF288	0.28	CR83	60	1.73	OC234	2.02	ZTX537	0.18	2N2243	0.24	2N4080	0.15
AA161	0.12	ASZ47	1.44	BC204	0.12	BD163	2.30	BF289	0.28	CR84	60	1.73	OC235	2.02	ZTX538	0.18	2N2244	0.24	2N4081	0.15
AA162	0.12	ASZ48	1.44	BC205	0.12	BD164	2.30	BF290	0.28	CR85	60	1.73	OC236	2.02	ZTX539	0.18	2N2245	0.24	2N4082	0.15
AA163	0.12	ASZ49	1.44	BC206	0.12	BD165	2.30	BF291	0.28	CR86	60	1.73	OC237	2.02	ZTX540	0.18	2N2246	0.24	2N4083	0.15
AA164	0.12	ASZ50	1.44	BC207	0.12	BD166	2.30	BF292	0.28	CR87	60	1.73	OC238	2.02	ZTX541	0.18	2N2247	0.24	2N4084	0.15
AA165	0.12	ASZ51	1.44	BC208	0.12	BD167	2.30	BF293	0.28	CR88	60	1.73	OC239	2.02	ZTX542	0.18	2N2248	0.24	2N4085	0.15
AA166	0.12	ASZ52	1.44	BC209	0.12	BD168	2.30	BF294	0.28	CR89	60	1.73	OC240	2.02	ZTX543	0.18	2N2249	0.24	2N4086	0.15
AA167	0.12	ASZ53	1.44	BC210	0.12	BD169	2.30	BF295	0.28	CR90	60	1.73	OC241	2.02	ZTX544	0.18	2N2250	0.24	2N4087	0.15
AA168	0.12	ASZ54	1.44	BC211	0.12	BD170	2.30	BF296	0.28	CR91	60	1.73	OC242	2.02	ZTX545	0.18	2N2251	0.24	2N4088	0.15
AA169	0.12	ASZ55	1.44	BC212	0.12	BD171	2.30	BF297	0.28	CR92	60	1.73	OC243	2.02	ZTX546	0.18	2N2252	0.24	2N4089	0.15
AA170	0.12	ASZ56	1.44	BC213	0.12	BD172	2.30	BF298	0.28	CR93	60	1.73	OC244	2.02	ZTX547	0.18	2N2253	0.24	2N4090	0.15
AA171	0.12	ASZ57	1.44	BC214	0.12	BD173	2.30	BF299	0.28	CR94	60	1.73	OC245	2.02	ZTX548	0.18	2N2254	0.24	2N4091	0.15
AA172	0.12	ASZ58	1.44	BC215	0.12	BD174	2.30	BF300	0.28	CR95	60	1.73	OC246	2.02	ZTX549	0.18	2N2255	0.24	2N4092	0.15
AA173	0.12	ASZ59	1.44	BC216	0.12	BD175	2.30	BF301	0.28	CR96	60	1.73	OC247	2.02	ZTX550	0.18	2N2256	0.24	2N4093	0.15
AA174	0.12	ASZ60	1.44	BC217	0.12	BD176	2.30	BF302	0.28	CR97	60	1.73	OC248	2.02	ZTX551	0.18	2N2257	0.24	2N4094	0.15
AA175	0.12	ASZ61	1.44	BC218	0.12	BD177	2.30	BF303	0.28	CR98	60	1.73	OC249	2.02	ZTX552	0.18	2N2258	0.24	2N4095	0.15
AA176	0.12	ASZ62	1.44	BC219	0.12	BD178	2.30	BF304	0.28	CR99	60	1.73	OC250	2.02	ZTX553	0.18	2N2259	0.24	2N4096	0.15
AA177	0.12	ASZ63	1.44	BC220	0.12	BD179	2.30	BF305	0.28	CR100	60	1.73	OC251	2.02	ZTX554	0.18	2N2260	0.24	2N4097	0.15
AA178	0.12	ASZ64	1.44	BC221	0.12	BD180	2.30	BF306	0.28	CR101	60	1.73	OC252	2.02	ZTX555	0.18	2N2261	0.24	2N4098	0.15
AA179	0.12	ASZ65	1.44	BC222	0.12	BD181	2.30	BF307	0.28	CR102	60	1.73	OC253	2.02	ZTX556	0.18	2N2262	0.24	2N4099	0.15
AA180	0.12	ASZ66	1.44	BC223	0.12	BD182	1.36	BF308	0.28	CR103	60	1.73	OC254	2.02	ZTX557	0.18	2N2263	0.24	2N4100	0.15
AA181	0.12	ASZ67	1.44	BC224	0.12	BD183	1.36	BF309	0.28	CR104	60	1.73	OC255	2.02	ZTX558	0.18	2N2264	0.24	2N4101	0.15
AA182	0.12	ASZ68	1.44	BC225	0.12	BD184	1.36	BF310	0.28	CR105	60	1.73	OC256	2.02	ZTX559	0.18	2N2265	0.24	2N4102	0.15
AA183	0.12	ASZ69	1.44	BC226	0.12	BD185	1.36	BF311	0.28	CR106	60	1.73	OC257	2.02	ZTX560	0.18	2N2266	0.24	2N4103	0.15
AA184	0.12	ASZ70	1.44	BC227	0.12	BD186	1.36	BF312	0.28	CR107	60	1.73	OC258	2.02	ZTX561	0.18	2N2267	0.24	2N4104	0.15
AA185	0.12	ASZ71	1.44	BC228	0.12	BD187	1.36	BF313	0.28	CR108	60	1.73	OC259	2.02	ZTX562	0.18	2N2268	0.24	2N4105	0.15
AA186	0.12	ASZ72	1.44	BC229	0.12	BD188	1.36	BF314	0.28	CR109	60	1.73	OC260	2.02	ZTX563	0.18	2N2269	0.24	2N4106	0.15
AA187	0.12	ASZ73	1.44	BC230	0.12	BD189	1.36	BF315	0.28	CR110	60	1.73	OC261	2.02	ZTX564	0.18	2N2270	0.24	2N4107	0.15
AA188	0.12	ASZ74	1.44	BC231	0.12	BD190	1.36	BF316	0.28	CR111	60	1.73	OC262	2.02	ZTX565	0.18	2N2271	0.24	2N4108	0.15
AA189	0.12	ASZ75	1.44	BC232	0.12	BD191	1.36	BF317	0.28	CR112	60	1.73	OC263	2.02	ZTX566	0.18	2N2272	0.24	2N4109	0.15
AA190	0.12	ASZ76	1.44	BC233	0.12	BD192	1.36	BF318	0.28	CR113	60	1.73	OC264	2.02	ZTX567	0.18	2N2273</			

**You've heard about it
Read about it — HERE IT IS**

**AVAILABLE EX-STOCK
COMPLETE KIT AS PER
MANUFACTURER'S SPECIFICATION**

With provision for BK on board expansion. Excludes 4118 x8*

INCLUDES FREE 16K EXPANSION
VALUE £140 includes ALL parts with every kit

NASCOM-2
ON DEMONSTRATION NOW

£295 + 15% WITH VAT
FREE
16K EXPANSION WORTH £140

8 OFF 4118*
For NASCOM-2
PUR Chasers
£80 Early Delivery

AVAILABLE ONLY FROM US ON THE COUPON BELOW

**OPTIONAL EXTRAS
3 AMP POWER
SUPPLY** VAT 15%
£29.50 Post £1 50
For NASCOM-2

8 OFF 4118*
For NASCOM-2
PUR Chasers
£80 Early Delivery

**RS232 COMPATIBLE
80 COLUMN PRINTER** brand new
List price £550. If sent by carrier £5 extra

OUR PRICE
£325 + VAT 15%

FULL MANUFACTURER'S WARRANTY — DON'T DELAY. ORDER TODAY

Please send me my NASCOM-2 KIT with the FREE 16K EXPANSION for £295 + VAT.

I enclose remittance _____ to cover

Name & Address _____

Also in stock NASCOM-1 • ELF • TRS80 as previously advertised

Henry's
Computer Kit Division
404 Edgware Road, London, W2, England
01-402 6822

VALVES		Minimum Order £1.00	VALVES VAT IS INCLUDED								
A1065	1.40	EH90	0.80	PL84	0.75	1A3	0.70	6F12	0.90	19G3	11.50
A2293	8.50	EL32	1.10	PL504	1.60	1L4	0.50	6F14	0.90	19G6	6.90
A2900	8.00	EL34	1.75	PL508	1.50	1R5	0.65	6F15	1.30	19H5	19.55
ARB	0.75	EL37	3.45	PL509	3.65	1S4	0.45	6F17	1.15	2001	0.75
ARP3	0.70	EL38	4.80	PL519	5.50	1S5	0.45	6F24	4.75	20F2	0.75
ATP4	0.60	EL81	1.20	PL802	3.15	1T4	0.45	6F31	4.75	20F1	1.30
B12H	3.35	EL82	0.70	PL80	3.45	1U4	0.80	6H6	1.90	20P1	0.65
CY31	1.20	EL84	0.90	PY33	0.70	1X2B	1.30	6J4	1.60	20P3	0.80
DAF96	0.70	EL86	1.05	PY80	0.70	2021	0.80	6J4WA	2.00	20P4	1.30
DET22	21.95	EL90	0.90	PY81/800	0.70	2K25	12.40	6J5GT	1.35	20P5	0.90
DF96	0.70	EL91	3.25	PY82	0.60	2X2	0.90	6J6	0.85	25L6GT	1.35
DK96	1.05	EL95	0.85	PR33	0.90	3A4	0.70	6J7	0.85	25Z4G	0.85
DH76	1.00	EL500	1.85	PY88	0.80	3D6	0.50	6J7G	0.60	30C15	1.15
DL92	0.60	EL504	1.85	PY500	1.55	3D21	23.00	6K7	0.80	30C17	1.35
DY86/87	0.65	EL802	1.70	PY809	6.45	3E29	6.60	6K7G	0.50	30C18	2.10
DY802	0.65	EL822	7.50	PY801	0.70	454	0.60	6K8GT	0.65	(See PCF805)	
E55L	13.80	EM31	1.60	QV03/10	2.85	4PR60B	61.6M	6L6M	2.15	30F5	1.15
EB0CF	8.32	EM80	0.70	QV03/12	2.85	5B/254M	8.80	6L6GT	1.75	30F12	1.70
EB0CC/01	3.65	EM81	0.70	QV03/20A	2.85	5B/255M	8.80	6L18	0.70	30FL14	2.05
EB8CC	3.20	EM84	0.70	QV03/20A	2.85	5B/258M	8.80	6LD20	3.00	30L15	1.15
E92CC	1.60	EM87	1.15	QV03/26A	14.40	5R4GY	1.30	6Q7G	0.95	30P12	1.15
E90CC	1.60	EY51	0.55	QV03/26A	14.40	5U4G	1.10	6SA7	0.65	30P17	1.15
E180CC	1.60	EY81	0.65	QV06/40A	16.10	5V4G	0.80	6SG7	0.90	30P18	1.15
E180F	6.80	EY86/87	0.65	SCL/600	4.50	5Y3GT	0.80	6SU7	0.80	30P13	1.25
E182CC	3.95	EY88	0.65	SCL/400	4.50	5Z3	1.15	6SJ7GT	0.60	30P14	1.25
EA76	2.25	EZ80	0.65	SCL/400	4.50	5Z4G	0.85	6SK7	1.05	35L6GT	1.15
EAB80	0.60	EZ81	0.70	SCL/400	4.50	5Z4GT	0.90	6SL7GT	0.85	35W4	0.80
EB91	0.65	GY501	1.05	SCL/600	4.50	6A4 see EC92	68N7GT	0.85	35Z4GT	0.85	
EB33	1.15	GZ32	0.75	SP61	0.95	6AB7	0.70	6S07	0.85	50C5	1.35
EBF80	0.60	GZ33	3.95	TT21	11.80	6AC7	0.70	6V6GT	0.70	60C06G	1.45
EBF83	0.60	GZ34	2.30	TY2/125	52.80	6AH6	1.15	6X4	0.70	75	1.25
EBF89	0.80	GZ37	2.80	U25	1.15	6AK5	0.95	6X5GT	0.65	75C1	1.05
EC52	0.50	KT66	6.30	U26	1.15	6AK8	0.60	6Y6G	1.10	76	0.95
EC91	6.20	KT88	8.95	U27	1.15	6AL5	0.50	6Z4	0.75	78	0.95
EC91	1.05	MH4	1.15	U27	1.15	6AL5W	0.80	6-30L2	2.05	80	0.90
ECC81	0.65	ML6	1.15	U191	0.85	6AL5W	0.80	6-30L2	2.05	80	0.90
ECC82	0.60	N78	10.45	U281	0.85	6AM5	3.25	7B7	0.90	95A2	1.45
ECC83	0.65	OA2	0.65	U301	0.65	6AM6	1.30	7V4	2.90	723A/B	12.80
ECC84	0.55	OB2	0.70	U600	11.50	6AN8	3.60	9D2	0.70	80	6.95
ECC85	0.60	PABC80	0.60	U801	0.90	6AO4	6.20	9D6	0.85	805	20.70
ECC86	1.40	PC85	0.60	UBC41	1.20	6AO5	0.90	10C2	0.70	807	1.15
ECC88	0.75	PC86	0.95	UABC80	0.90	6AG5W	1.45	10F18	0.70	813	13.30
ECC189	0.95	PC88	0.85	UBA2	0.85	6AS6	3.25	10P13	1.20	8298	16.00
ECF80	0.60	PC900	1.45	UBF80	0.70	6AT6	0.85	11E2	12.40	8324	5.20
ECF82	0.55	PC84	0.75	UBF89	0.60	6AL6	0.65	12A6	0.70	866A	3.20
ECF801	0.90	PCC85	1.05	UBL1	1.15	6AV6	0.60	12AT6	0.55	931A	12.00
ECH34	1.15	PCC89	0.65	UBL21	2.50	6AX4GT	0.95	12A77	0.65	954	0.60
ECH35	1.70	PCC189	0.75	UCC84	0.75	6AX5GT	1.15	12AU7	0.60	955	0.70
ECH42	0.95	PCF80	0.95	UCC85	0.80	6B7	0.85	12AV6	0.80	956	0.60
ECH81	0.60	PCF82	0.70	UCF80	0.90	6BA6	0.50	12AX7	0.55	957	1.05
ECH84	1.20	PCF84	0.75	UCH81	0.70	6EE6	0.60	12BA6	0.80	1625	1.15
ECL80	0.70	PCF86	0.80	UCL82	0.85	6BG6G	1.15	12BE6	1.25	1629	0.85
ECL82	0.85	PCF200	1.05	UF41	0.90	6BH6	0.95	12BH7	1.10	2051	1.20
ECL83	1.40	PCF201	1.05	UF80	0.60	6BJ6	1.25	12C8	0.65	5763	4.40
ECL85	0.75	PCF801	1.05	UF85	0.50	6BC7A	0.70	12E1	4.95	5842	7.50
ECL86	0.75	PCF802	0.75	UL41	2.20	6BR7	1.70	12J5GT	0.55	5933	3.50
EF22	3.40	PCF805	2.10	UL84	0.85	6BW6	5.18	12K7GT	0.70	6057	1.05
EF37A	1.70	PCF806	0.95	UMB0	0.70	6BW7	1.15	12K8GT	0.80	6060	1.05
EF39	3.30	PCF808	2.05	UMB4	0.70	6C4	0.70	12Q7GT	0.65	6064	1.05
EF40	0.80	PCH200	0.95	UY82	0.65	6C6	0.70	12S7	0.65	6065	1.40
EF41	0.85	PCL81	0.70	UY85	0.60	6CH6	7.50	12SH7	0.85	6067	1.15
EF80	0.75	PCL82	0.75	VR105/30	2.15	6CL6	1.70	12SJGT	0.65	6092	4.90
EF83	1.70	PCL84	0.80	VR150/30	1.45	6CY5	1.15	12S07	0.85	6146	4.95
EF85	0.55	PCL86	0.80	X66	1.05	6D6	0.85	12Y4	0.55	6146B	5.20
EF86	0.90	PCL805/85	X61M	1.70	6EAB	3.20	1306	0.70	6360	2.30	
EF91	1.30	PC85	XR1/6400A	0.85	6F6GB	0.85	1457	1.15	6550	6.60	
EF92	0.85	PD500	4.35	82.90	6F8G	0.85	19A05	0.90	6870	14.00	
EF95	0.95	PL200	2.80	Z759	9.00						
EF183	0.85	PL36	0.95	Z800U	3.45						
EF184	0.90	PL81	0.85	Z801U	4.00						
EF804	2.30	PL82	0.60	Z803U	3.90						
EFL200	0.95	PL83	0.60	Z900T	2.55						

DISPLAY ELECTRONICS

Would like to wish all their customers and business associates a Very Merry Christmas and Prosperous New Year

Display Electronics
Dept. W.W., 64-66 Melfort Rd., Thornton Heath, Surrey. Telephone: 01-689 7702

VIDECON TUBE TYPE P863B

English Electric — £20

VALVES AND TRANSISTORS

Telephone enquiries for valves, transistors etc retail 749 3934 trade and export 743 0899

PRICES MAY VARY

TELMETER MRA3 DISTANCE MEASURERS
LOW RESISTANCE HEADPHONES TYPE CL8 £1.50.
40p postage. VAT 15%.

CONTINUANCE TELEPHONE DRUM YC00433
HIGH VACUUM VARIABLE CAPACITORS — ceramic envelopes — UC 1000A/20/150 — VMMH5 1000 60-1000pF, 20kV-150A RF max = 27MHz.
TEST SET FT2 for testing Transceivers A40, A41, A42 and CPCR26
UNIVERSAL WIRELESS TRAINING SET No 1 Mk 2 YA8316 to train 32 operators simultaneously on key and phone. Complete installation consists of 3 kits packed in 3 special transit cases.
HARNESS "A" & "B" CONTROL UNITS "A" "R" "J1" "J2" Microphones No 5, 6, 7 connectors.
Frames, carrier sets etc.
DRUM CABLE continuous connection YC 00433

INTEGRATED CIRCUITS

SN7401N 0.32 SN7473N 0.38 SN76033N 1.95
SN5402N 0.28 SN7474N 0.30 MC6800P 8.20
SN5410F 0.32 SN7485N 0.95 MC68800P 9.80
SN5470F 0.48 SN74L85N 1.10 MC145118A1 2.95
SN54195J 1.20 SN7491AN 0.32 B1702AL 4.30
SN7407N 0.29 SN74123N 0.42 MM6500U 1J 3.80
SN7408N 0.18 DM74123N 0.38 MCM6810AP 3.40
SN7445P 0.85 SN15836N 0.26 6340-1J 3.60
SN74453P 1.10 SN760013N 1.80 MC945-5D 0.28
SN7453N 0.18 SN76003N 1.60 MIC936-5D 0.22

2 1/4" dia. Complete with all accessories to erect and install.
Mullard C11. High power installation, 1000W. Technical details and prices available on request. For export only.
SPARES FOR AR88-D. Ask for list.
POSTAGE: £1-£3 30p; £3-£5 40p; £5-£10 45p; over £10 free.

COLOMOR (ELECTRONICS LTD.)

170 Goldhawk Rd., London W.12

Tel. 01-743 0899
Open Monday to Friday
9-12.30, 1.30-5.30 p.m.

HI-FITONE ARM BARGAINS

— from Britain's Leading Audio Store

ARISTON 8A 100 — low mass high quality arm. S shaped. Low compliance. Universal SME type Head Shell. Complete with anti-skating device. SONIC PRICE **£15.95**

AUDIO TECHNICA AT-1007
S shaped arm. Low compliance magnesium universal head shell. Low capacitance heads. High trackability. SONIC PRICE **£29.95**




ALL LEADING MAKES OF HI-FI and MANY OTHER ACCESSORY BARGAINS AVAILABLE FROM THE COMMUNICATIONS CENTRE:

ALL GOODS SUPPLIED WITH FULL 2 YEARS GUARANTEE
OPEN 9.00am - 6.00pm Mon - Sat

SONIC SOUND AUDIO
LONDON'S LEADING HI-FI SPECIALISTS
248-256 Tottenham Court Road London W1
Tel: HI-FI Dept 01 580 9311 RADIO Dept 01 637 1908

ACCESS BARCLAYCARD, Diners Club & AMERICAN EXPRESS WELCOME. INSTANT CREDIT FACILITIES

WW — 084 FOR FURTHER DETAILS



NO COMPETITION

The superb 3.77 is the only choice in compact professional recorders.

Who says?

Hundreds of satisfied professional users—Broadcast authorities, studios, record companies, universities etc etc.

What makes it the best?

The 3.77 provides more performance and features for your £ than any other model. Like 3 speeds, flat metal facia with excellent editing facilities, 100% variable speed control, logic control with motion sensing, line-up oscillator.

An  Product.

1-7 Harewood Avenue, Marylebone Road, London NW1. Tel: 01-724 2497. Telex: 21879

WW — 086 FOR FURTHER DETAILS

Largest range of quality components in the U.K. - over 8,000 types stocked

Marshall's

Head Office and Mail Order to Dept. P.W.
A. Marshall (London) Ltd.,
Kingsgate House, Kingsgate Place,
London NW6 4TA. Tel: 01-624 0805.
Telex: 21492.

Retail Sales: London: 40 Cricklewood Broadway, NW2 3ET. Tel: 01-452 0161/2 ALSO 325 Edgware Road, W2. Tel: 01-723 4242.
Glasgow: 85 West Regent Street, G2 2QD. Tel: 041-332 4133 AND Bristol: 108A Stoke's Croft, Bristol. Tel: 0272 426801/2.

TRANSISTORS			
2N2219	0-38	2N6122	0-44
2N2219A	0-38	2N6123	0-48
2N2221	0-25	2N6126	0-48
2N2222	0-25	2N6140	1-10
2N2359	0-27	2N3200	0-70
2N2359A	0-27	40361	0-95
2N2646	1-70	40362	0-95
2N2903	1-60	40406	0-73
2N2904	0-31	40407	0-97
2N2905	0-31	40408	0-82
2N2905A	0-31	40409	0-82
2N2906	0-25	40594	0-47
2N2907	0-25	40595	0-98
2N2976	0-17	40636	1-37
2N3053	0-25	40673	0-80
2N3054	0-72	40726	0-48
2N3055	0-75	41127	0-48
2N3439	0-85	41128	0-48
2N3440	0-75	41151	0-43
2N3441	0-92	41152	0-54
2N3442	1-45	41153	0-58
2N3663	0-29	41158	0-59
2N3702	0-14	41176	0-54
2N3703	0-14	41177	0-54
2N3704	0-14	41187	0-59
2N3705	0-14	41187K	0-59
2N3706	0-14	41188	0-54
2N3707	0-14	41188K	0-54
2N3708	0-12	40101	0-50
2N3709	0-12	40102	0-50
2N3711	0-15	40200	1-30
2N3712	0-15	40201	1-30
2N3713	0-15	40202	1-30
2N3714	0-15	40203	1-30
2N3715	0-15	40204	1-30
2N3716	0-15	40205	1-30
2N3717	0-15	40206	1-30
2N3718	0-15	40207	1-30
2N3719	0-15	40208	1-30
2N3720	0-15	40209	1-30
2N3721	0-15	40210	1-30
2N3722	0-15	40211	1-30
2N3723	0-15	40212	1-30
2N3724	0-15	40213	1-30
2N3725	0-15	40214	1-30
2N3726	0-15	40215	1-30
2N3727	0-15	40216	1-30
2N3728	0-15	40217	1-30
2N3729	0-15	40218	1-30
2N3730	0-15	40219	1-30
2N3731	0-15	40220	1-30
2N3732	0-15	40221	1-30
2N3733	0-15	40222	1-30
2N3734	0-15	40223	1-30
2N3735	0-15	40224	1-30
2N3736	0-15	40225	1-30
2N3737	0-15	40226	1-30
2N3738	0-15	40227	1-30
2N3739	0-15	40228	1-30
2N3740	0-15	40229	1-30
2N3741	0-15	40230	1-30
2N3742	0-15	40231	1-30
2N3743	0-15	40232	1-30
2N3744	0-15	40233	1-30
2N3745	0-15	40234	1-30
2N3746	0-15	40235	1-30
2N3747	0-15	40236	1-30
2N3748	0-15	40237	1-30
2N3749	0-15	40238	1-30
2N3750	0-15	40239	1-30
2N3751	0-15	40240	1-30
2N3752	0-15	40241	1-30
2N3753	0-15	40242	1-30
2N3754	0-15	40243	1-30
2N3755	0-15	40244	1-30
2N3756	0-15	40245	1-30
2N3757	0-15	40246	1-30
2N3758	0-15	40247	1-30
2N3759	0-15	40248	1-30
2N3760	0-15	40249	1-30
2N3761	0-15	40250	1-30
2N3762	0-15	40251	1-30
2N3763	0-15	40252	1-30
2N3764	0-15	40253	1-30
2N3765	0-15	40254	1-30
2N3766	0-15	40255	1-30
2N3767	0-15	40256	1-30
2N3768	0-15	40257	1-30
2N3769	0-15	40258	1-30
2N3770	0-15	40259	1-30
2N3771	0-15	40260	1-30
2N3772	0-15	40261	1-30
2N3773	0-15	40262	1-30
2N3774	0-15	40263	1-30
2N3775	0-15	40264	1-30
2N3776	0-15	40265	1-30
2N3777	0-15	40266	1-30
2N3778	0-15	40267	1-30
2N3779	0-15	40268	1-30
2N3780	0-15	40269	1-30
2N3781	0-15	40270	1-30
2N3782	0-15	40271	1-30
2N3783	0-15	40272	1-30
2N3784	0-15	40273	1-30
2N3785	0-15	40274	1-30
2N3786	0-15	40275	1-30
2N3787	0-15	40276	1-30
2N3788	0-15	40277	1-30
2N3789	0-15	40278	1-30
2N3790	0-15	40279	1-30
2N3791	0-15	40280	1-30
2N3792	0-15	40281	1-30
2N3793	0-15	40282	1-30
2N3794	0-15	40283	1-30
2N3795	0-15	40284	1-30
2N3796	0-15	40285	1-30
2N3797	0-15	40286	1-30
2N3798	0-15	40287	1-30
2N3799	0-15	40288	1-30
2N3800	0-15	40289	1-30
2N3801	0-15	40290	1-30
2N3802	0-15	40291	1-30
2N3803	0-15	40292	1-30
2N3804	0-15	40293	1-30
2N3805	0-15	40294	1-30
2N3806	0-15	40295	1-30
2N3807	0-15	40296	1-30
2N3808	0-15	40297	1-30
2N3809	0-15	40298	1-30
2N3810	0-15	40299	1-30
2N3811	0-15	40300	1-30
2N3812	0-15	40301	1-30
2N3813	0-15	40302	1-30
2N3814	0-15	40303	1-30
2N3815	0-15	40304	1-30
2N3816	0-15	40305	1-30
2N3817	0-15	40306	1-30
2N3818	0-15	40307	1-30
2N3819	0-15	40308	1-30
2N3820	0-15	40309	1-30
2N3821	0-15	40310	1-30
2N3822	0-15	40311	1-30
2N3823	0-15	40312	1-30
2N3824	0-15	40313	1-30
2N3825	0-15	40314	1-30
2N3826	0-15	40315	1-30
2N3827	0-15	40316	1-30
2N3828	0-15	40317	1-30
2N3829	0-15	40318	1-30
2N3830	0-15	40319	1-30
2N3831	0-15	40320	1-30
2N3832	0-15	40321	1-30
2N3833	0-15	40322	1-30
2N3834	0-15	40323	1-30
2N3835	0-15	40324	1-30
2N3836	0-15	40325	1-30
2N3837	0-15	40326	1-30
2N3838	0-15	40327	1-30
2N3839	0-15	40328	1-30
2N3840	0-15	40329	1-30
2N3841	0-15	40330	1-30
2N3842	0-15	40331	1-30
2N3843	0-15	40332	1-30
2N3844	0-15	40333	1-30
2N3845	0-15	40334	1-30
2N3846	0-15	40335	1-30
2N3847	0-15	40336	1-30
2N3848	0-15	40337	1-30
2N3849	0-15	40338	1-30
2N3850	0-15	40339	1-30
2N3851	0-15	40340	1-30
2N3852	0-15	40341	1-30
2N3853	0-15	40342	1-30
2N3854	0-15	40343	1-30
2N3855	0-15	40344	1-30
2N3856	0-15	40345	1-30
2N3857	0-15	40346	1-30
2N3858	0-15	40347	1-30
2N3859	0-15	40348	1-30
2N3860	0-15	40349	1-30
2N3861	0-15	40350	1-30
2N3862	0-15	40351	1-30
2N3863	0-15	40352	1-30
2N3864	0-15	40353	1-30
2N3865	0-15	40354	1-30
2N3866	0-15	40355	1-30
2N3867	0-15	40356	1-30
2N3868	0-15	40357	1-30
2N3869	0-15	40358	1-30
2N3870	0-15	40359	1-30
2N3871	0-15	40360	1-30
2N3872	0-15	40361	1-30
2N3873	0-15	40362	1-30
2N3874	0-15	40363	1-30
2N3875	0-15	40364	1-30
2N3876	0-15	40365	1-30
2N3877	0-15	40366	1-30
2N3878	0-15	40367	1-30
2N3879	0-15	40368	1-30
2N3880	0-15	40369	1-30
2N3881	0-15	40370	1-30
2N3882	0-15	40371	1-30
2N3883	0-15	40372	1-30
2N3884	0-15	40373	1-30
2N3885	0-15	40374	1-30
2N3886	0-15	40375	1-30
2N3887	0-15	40376	1-30
2N3888	0-15	40377	1-30
2N3889	0-15	40378	1-30
2N3890	0-15	40379	1-30
2N3891	0-15	40380	1-30
2N3892	0-15	40381	1-30
2N3893	0-15	40382	1-30
2N3894	0-15	40383	1-30
2N3895	0-15	40384	1-30
2N3896	0-15	40385	1-30
2N3897	0-15	40386	1-30
2N3898	0-15	40387	1-30
2N3899	0-15	40388	1-30
2N3900	0-15	40389	1-30
2N3901	0-15	40390	1-30
2N3902	0-15	40391	1-30
2N3903	0-15	40392	1-30
2N3904	0-15	40393	1-30
2N3905	0-15	40394	1-30
2N3906	0-15	40395	1-30
2N3907	0-15	40396	1-30
2N3908	0-15	40397	1-30
2N3909	0-15	40398	1-30
2N3910	0-15	40399	1-30
2N3911	0-15	40400	1-30
2N3912	0-15	40401	1-30
2N3913	0-15	40402	1-30
2N3914	0-15	40403	1-30
2N3915	0-15	40404	1-30
2N3916	0-15	40405	1-30
2N3917	0-15	40406	1-30
2N3918	0-15	40407	1-30
2N3919	0-15	40408	1-30
2N3920	0-15	40409	1-30
2N3921	0-15	40410	1-30
2N3922	0-15	40411	1-30
2N3923	0-15	40412	1-30
2N3924	0-15	40413	1-30
2N3925	0-15	40414	1-30
2N3926	0-15	40415	1-30
2N3927	0-15	40416	1-30
2N3928	0-15	40417	1-30
2N3929	0-15	40418	1-30
2N3930	0-15	40419	1-30
2N3931	0-15	40420	1-30
2N3932	0-15	40421	1-30
2N3933	0-15	40422	1-30
2N3934	0-15	40423	1-30
2N3935	0-15	40424	1-30
2N3936	0-15	40425	1-30
2N3937	0-15	40426	1-30
2N3938	0-15	40427	1-30
2N3939	0-15	40428	1-30
2N3940	0-15	40429	1-30
2N3941	0-15	40430	1-30
2N3942	0-15	40431	1-30
2N3943	0-15	40432	1-30
2N3944	0-15	40433	1-30
2N3945	0-15	40434	1-30
2N3946	0-15	40435	1-30
2N3947	0-15	40436	1-30
2N3948	0-15	40437	1-30
2N3949	0-15	40438	1-30
2N3950	0-15	40439	

OLIVETTI PRINTER & KEYBOARD type Te 300

with PUNCH & READER. Upper case ASCII with V24 Interface. 240 volt operation.
£125 each

TELETYPES KSR33

Upper case ASCII with 20MA Loop. This is a printer with Keyboard (no Punch or Reader on this model).
£225 each

BRUEL & KJOER EQUIPMENT

AUDIO FREQUENCY SPECTROMETER type 2112 **£175 ea.**
BEAT FREQUENCY OSCILLATOR type 1013 **£140**
BEAT FREQUENCY OSCILLATOR type 1014 **£140**
BEAT FREQUENCY OSCILLATOR type 1022 **£140**
AUTOMATIC VIBRATION EXCITER CONTROL type 1018 **£90**
AUTOMATIC VIBRATION EXCITER CONTROL type 1019 **£90**
AUTOMATIC VIBRATION EXCITER CONTROL type 1016 **£90**

TRANSISTOR INVERTOR 115V 50/60 HZ INPUT

These run at 20KHZ. They can be modified to be a switching power supply or to provide EHT for VDU, Oscilloscopes, etc. or the output core could be rewound to provide any voltage/current within the units rating. As supplied they have multiple outputs. A schematic is provided. Size 3 1/2 x 4 x 8 1/2". All units are tested before dispatch.
£3.25. P&P £1.50.

INFRA RED IMAGE CONVERTER type 9606 (CV 144)

1 3/4 x 2" diameter. Requires single low current 3KV to 6KV supply. Individually boxed. With data.
£12.50 each P&P 75p.
Infra Red Lamps also advertised

HONEYWELL VDU

1920 Character Upper Case ASCII. With edit and block transmission. Limited quantity with data.
NEW LOW PRICE £200 each

POLARAD SPECTRUM ANALYSER

5" Display. These are supplied with STU 2 plug-in. 1 to 4.5GHZ
£125 each.

MARCONI SPECTRUM ANALYSER Type TF1094

This gigantic but superb analyser covers from 100HZ to 30MHZ with a 6HZ resolution. 5" display. Complete with trolley.
£75 each.

CROWN replacement MOTOR for IBM GOLF-BALL TYPEWRITERS.
115 volt 50HZ 1350 rpm.
£4.50 each P&P £1.50.

STEPPING MOTORS

6/12 position with additional where the rotor is coils. Device can be used as a tacho. Diagram supplied. Will actually work on 5 volts. 12/24 recommended.
£1.50 each P&P 75p or 5 for £5 P&P £1.50.

R&S GEN BN 41026 SCR 1000 19000MHZ **£120**
R&S GEN BN 41027/2 SBR 1700-2700MHZ **£140**
R&S GEN BN 41022 SDR 300-1000MHZ **£90**
R&S GEN BN 41023/2 SOAF AM/FM Video **£200**
R&S GEN BN 1524 USVU 0.9-2.7 GHZ **£180**
R&S GEN BN 4105 SMLM Power Sig Source **£180**
R&S GEN BN 2412/50 NRD 0-3200MHZ **£120**
R&S GEN BN 4242 SWH 50KHZ-12MHZ **£120**
R&S POLYSKOP BN 4244 SWOB **£300**
R&S GEN BN4105 SMLM 30-305 MHZ **£75**
R&S GEN BN1523 USVD 280-940 MHZ **£120 ea.**
R&S GEN BN422 WID 30-300MHZ **£120**
FERROGRAPH Recorder Test Set RTS 2 **£350**
HEWLETT PACKARD Oscilloscope type 120B **£190**
HEWLETT PACKARD AC Converter type 3461A **£240**
HEWLETT PACKARD Synchronizer type 8708A **£260**
RACAL Auto Freq Converter 803R 500MHZ **£80**
COHU DC Voltage Standard 303B **£350 ea.**
AVO Precision meter **£75 ea.**
PYE pH Meter Model 79 **£120**
POLARAD Sig source Model 1208A 7-11GHZ **£120**
FLUKE RMS Voltmeter type 910A **£60**
TELEONIC SWEEPER SM2000 0-1800MHZ in 3 plug-in units **£150**

WAYNE KERR Bridge CT 530 with adaptor **£150 ea.**
TELEONIC SWEEPER SD-3 450-900MHZ with markers **£65 ea.**
TWENTY MILLION Megohm meter Bby E.1. **£40 ea.**
SCOPEX oscilloscope type 4D10 **£190 ea.**
AVO 8 Mk 3 or similar **from £50**
HEWLETT PACKARD Oscilloscope type 140A with Reflector meter plug-in **£250**
MARCONI Gen type TF801D/1 **£150**
COSSOR CDU130 small, compact main/battery Oscilloscope. Batteries supplied **£240**
MARCONI Gen type TF144H **£150**
LARGEAR UHF/VHF PAL Colour Bar Gen. CM6052/C8 **£90 ea.**
MARCONI GEN TF1066B **£350**
RANK FLETTER Meter type 1740 **£50 ea.**
AVO Sig Gen HF135/Taylor 68A/M **£120 ea.**
TEK scope 545A with H plug-in **£125 ea.**
TEK scope 545A with CA plug-in **£175 ea.**
H.P. scope 175A 50MHZ Dual trace Single Trace **£175 ea.**
WAYNE KERR Universal Bridge CT375 **£75 ea.**
MARCONI Wave Analyser TF2330 **£500 ea.**
NOISE GENERATOR CT410 — covers audio to VHF **£8 ea.**
NAGARD Pulse Generator 500C2 **£80 ea.**
MARCONI Wave Analyser type TF455E **£50 ea.**
SOLARTRON DVM LM1420 with AC unit LM1477 **£40 ea.**
CALCOMP Drum Plotter type 564 **£1,500**
MARCONI Bridge TF868B **£120**
VARIACS EX-Equipment Good condition 8 Amps **£25 ea.**
20 AMPS **£35 ea.**
Some 3 phase available. Please enquire.
CARRIAGE ALL UNITS £4 ea.

TRANSFORMERS — Standard Mains input. Secondary outputs.
6KV 0.125A £15 ea.
3440V 0.66A with matching 40H Choke £30 the pair.
8V 600 Amps £25.
5V 0-20-30-40-50-60V 40 Amps £20. 5KV 300MA £15.
12KV 30MA £20.
3KV 50MA £8 ea. 4 Volts 250 Amps £10 ea.
18KV 30MA £60.
22.5KV 110MA £50 ea.
60KV 0.0273 £150.
Input 200V 50HZ Sec 100KV 0.05 £150.
MULTI PURPOSE MAINS TRANSFORMER 4 windings each winding 0-10-110-125 at 4 BA £15 ea.
425V 50HZ 2 Wire Input. Output 8 5KV 2.55KVA. Could be run on 240V at 1/2 rating £15 ea.
STEP DOWN ISOLATING TRANSFORMER. Input 220. 250V 50HZ Output 115V 1.8KVA BRAND NEW. These are very conservatively rated £20 ea.
CAPACITORS
10mfd 10KV DC Working £4 ea.
2mfd 5KV £4 ea.
0.5 mfd 5KV £4 ea.
200mfd 4KV Rapid discharge £10 ea.
0.5 mfd 10KV £4 ea.
8 mfd 2.5KV £4 ea.
CARRIAGE on these units will be charged at cost.

INFRA RED QUARTZ LAMPS. 230V 620 Watts. Size 1 3/4" x 1/4" dia. £1.50. P&P 50p.
BRIDGE RECTIFIER. 2 Amp 50p ea.
PHOTODIODE DETECTOR 4" fly leads. 25p ea.
A SUPERIOR KEYBOARD. Size 3 X 2 1/2 X 2" high with 12 Alps Reed Switches. Bk keys marked in green 0-9 and a star with one black. NOW £4 ea. P&P 75p.
MOTOROLA REGULATORS. type 7812 12V 1 amp 65p ea.
Miniature **MOTORS** 12V with geared wheel (8 teeth 3/16" dia). Size 1 1/4 x 1/4" dia. New 30p ea.
MOTOR 12V DC with pulley and integral semiconductor Speed Control. New £1 ea. P&P 50p.
LEDEX ROTARY SOLENOIDS. 115V DC. No switch assembly. 15p ea.
I.E.C. Standard MAINS LEAD. Moulded (3 vertical flat pins centre offset) 60p ea. P&P 50p
FANS. 115V 13 Watts. Size 3 1/4 X 3 1/4 X 1 1/2" BRAND NEW. £4.50 ea. Secondhand £2.50 ea. P&P 75p.
MOTOROLA REGULATORS. type 7812 12V 1 amp 65p ea.
Miniature **MOTORS** 12V with geared wheel (8 teeth 3/16" dia). Size 1 1/4 x 1/4" dia. New 30p ea.
MOTOR 12V DC with pulley and integral semiconductor Speed Control. New £1 ea. P&P 50p.
LEDEX ROTARY SOLENOIDS. 115V DC. No switch assembly. 15p ea.
DIAMOND H CONTROLS ROTARY SWITCH. Single pole 10-way. Printed Circuit Mount. New 10p ea.
DELAY LINE. 50 nanoseconds. 3 connections. ground-in-out. Size 2x 7/16 x 1 1/8". New 25p ea.
PULSE TRANSFORMER. Sub min. Size 1/2 x 5/16 x 1/8". Secondary centre tapped. New 20p ea.
MICROSWITCH. V3 style. Button 250V 6A. 15p ea.
MOTOR by Inland Motor Corp. DC High Torque. Reversible. Usable torque at 5V. Max voltage 24V £2.50 ea. P&P £1.50.
REMO TY TYPE MULTIPLIER. Two high voltage outputs and focus £2 ea. P&P £1.
DON'T TAKE CHANCES. Use the proper EHT CABLE. 10p per metre or £7.50 per 100 metre drum. P&P £1.50.
MOTOR by Eastern Air Devices Inc. 125V reversible with toothed shaft (10 teeth 1/4" dia). Size 2 1/4 x 2 1/4" dia 75p ea. P&P £1
PHOTOGRAPHIC LAMPS. Pearl 230V 500 watt. Screw cap 75p ea. Box of 12 £5.50 P&P £1.50.
Decoupling **CAPACITORS** 0.05mfd 10V Size 0.25" between leads 1/4" height. 100 for £1. P&P 50p.
CAPACITORS 0.01mfd. Size 5/16" between leads. 1/2" height. 100 for £1. P&P 50p.
MYSTERY IC PACK. Some 40 pin — good mixture — all new devices 25 10a for £1. P&P 50p. You find out what they are and we will buy the information from you
SUPERB 19" RACK CABINET. Approx 41" 6" high x 33" deep. Instrument front panel position can be adjusted. Chocolate colour. These are new but have slight scratches and imperfections — hardly noticeable. £35 each. Carr. £4.
VACUUM PUMPS — TRAPS, ETC. Send for list.
10-Way Multi-Colour Ribbon Cable New 40p per metre. P&P 50p.

SPEAKERS 2 1/2". 50 ohm 0.2W New 40p each. P&P 50p.
RAPID DISCHARGE capacitors 8mfd 4KV. £5 each. P&P £1.50.
GEC UHF 4 button tuner. £2.50 each. P&P 85p.
BIG INCH MOTOR 110V AC 3 rpm 50 cycle. Very small 50p each. P&P 50p.
CENTAUR 115V AMS. 4.5 x 4 x 1 1/2" £4.50 each. P&P 75p.
EX-USED EQUIPMENT. tested 60p each. P&P 75p.
POTTER & BRUMFIELD TIMER RELAY. 115V AC. Heavy duty. 7 pole c/s with 2 second delay Charge R & C for different timing 50p each. P&P 85p.
CONTRACTORS. Heavy Duty 24V DC 5 brake £1 each. P&P 85p.
GPC UHF/VHF 6 button tuner £4.50 each. P&P £1.
DIGITAL 24-HOUR CLOCK with built-in alarm as used in Braun digital clocks. Silent running. Large illuminated numerals. AC mains. Size 6 1/2 x 2 1/4 x 2 1/4" ONLY £3.75 each. P&P 50p.
531A PHOTO MULTIPLIER in stainless steel container with window and built-in resistor network £2 each. P&P £1.
SLIDER CONTROL 500W. Log Single track. Complete with knob. Length 3 1/2". 25p each. P&P 25p.
RANCO 250V 18A THERMOSTATS with Control knobs calibrated 50-200 degree F. £2.50 each. P&P £1.
SOLID STATE UHF TUNERS. 30 acs £1 each. P&P 75p.
BRAND REX blue wire wraps. 30 metres for £1. P&P 25p.
5in SOLID RUBBER RINGS (1" dia. rubber). Keep the kids (or dog) happy. 4 for £1. P&P £1.25.

TRANSFORMERS
AUTO 240V input 115V. 1 Amp output £1.25 each. P&P £1.25.
240V input 8 ac. 6V. 1.86A Bkw 2 1/2 x 2 x 2" Good quality £1.50 ea. P&P £1.
240V input Base. 12V 0.92A. Size 2 1/2 x 2 x 2" Good quality. £1.50 ea. P&P £1.
240V input 12V100MA. Size 60 x 40 x 42mm. 50p each. P&P 75p.
240V input 8ac 12-0-12V 50MA. Size 53 x 45 x 40mm £1 each. P&P 75p.
115V input. 8A. 5V 250MA. Size 1 1/2 x 1 1/2 x 1 1/4" 2 for 50p. P&P 75p.

SEMICONDUCTORS
At 2p each.
1M3063 1344.
At 5p each.
80147, BC148B, 8C157, 8C158, BC237, BC197, OA90, OA81, BA154, BA243.
At 25p each.
DP31 TIP41A ZNE296, AF139, 2TX341
BY123 10p. BF181 20p. BD239 40p; BD241 40p. MA343AT 40p; ED228 50p. BD233 & BD234 Comp Pair 25W — 80p per pr at 50p each.
Regulator TBA635 8 to 20V in — 5V out 180MA TD5 Con. 50p. each. BF266C. 20p.
TV AMPLIFIER TBA 42D 20p each.

Integrated Circuits

7453	5p	709	15p	75325	£1
7451	5p	74474	12p	SN15862	4p
7401	5p	74451	7p	MC4028	60p
7402	12p	74538	10p	7417	14p
7476	20p	74502	12p	7441	40p
7495	35p	74154	70p		

MOTOROLA DUAL in Line 6 pin Opto Coupler 30p each. Gold plate tester version 50p each.
AM9140 4K RAMS STATIC 5 Volt ceramic £4 each.
2708 £5.50 each. P&P 25p
TELEPHONES. 706 style Black or Grey £5.50 each. 746 style Black of Grey £7.50 each. Older style Black £2.50 each. Postage £1 each.
Honeywell humidity Controllers 50p each. P&P 40p
THYRISTOR TIMER. Solid State. 15 secs adjustable (reset) in plastic relay case. Standard 7 pin base. Series delay 50p each. P&P 85p.
MINIATURE PC MOUNT SLIDE SWITCH. Single pole 3-way 10p each.
DIGITAL to ANALOGUE CONVERTER. 8 bit will fit standard TTI socket. With data £2.50 each. P&P 25p
VARIACS. 2 amp Standard 240 Volts £10 each. P&P £1.50
ELECTROSTATIC VOLTMETERS. 7 5KV £8 each. P&P £1
Other ranges available. Please enquire.
TRIMMERS. Sub min 0.25 to 1.25pfl 1 to 4.5pfl. 7 to 4.5pfl. All at 6p each.

CRYSTALS
19.2KHZ FLAT METAL CASE — 50p each.
10 MHZ B7G 50p each.

EX-NAVAL 4ft dia STEEL DISHES NEW CRATED. 1 ft deep at centre. These are plain steel dishes with holes for various aerial options. £22.50 ea. Carriage £4.
LISTS AVAILABLE — WRITE OR PHONE.


Minimum order £3 value of goods. P&P or Carriage and VAT at 15% on total must be added to all orders.
CALLERS VERY WELCOME STRICTLY BETWEEN 9am-1pm and 2-5pm Monday to Saturday inc.
BARCLAYCARD (VISA) and ACCESS taken. Official orders welcome

SHILTHEAD LTD

NORWOOD ROAD, READING TELEPHONE NO. READING 669656

(2nd turning left past Reading Technical College in King's Road then first right — look on right for door with "Spoked Wheel")

vero vero Metal Cases



Our catalogue contains small metal enclosures for every application including the attractive new G range cases, with unique integrated chassis and sloping visor front and the inexpensive kit-form Veropak. We've also got circuit boards, accessories, module frames and plastic boxes — all to the highest standard to give your equipment the quality you demand. Send 40p to cover post and packing and the catalogue's yours.



VERO ELECTRONICS LTD RETAIL DEPT.
Industrial Estate, Chandler's Ford,
Hampshire SO5 3ZR
Tel: (04215) 62829

WW-090 FOR FURTHER DETAILS

Wireless World wishes to apologise to all parties concerned for any inconvenience caused by the publication in the December 1979 issue, of an advertisement purportedly on behalf of Nevenco Ltd. This was published due solely to an error on the part of Wireless World and not as the result of an order by any advertiser.



MECHANISM WITH ALARM



Assemble it in an evening!
MECHANISM & CASE
Inc. assembly instructions

DIGITAL 24 HOUR CLOCK

- SILENT RUNNING
- LARGE ILLUMINATED NUMERALS

£5.00

THREE FOR £13.50

£6.99

MECHANISMS 10 FOR £39. 100 FOR £300

AS USED IN **BRAUN**
DIGITAL CLOCKS

● AC MAINS
● SIZE 6 3/8 x 2 3/8 x 2 3/4
Your receipt is a 2-year guarantee

HALF PRICE OFFER

Henry's Radio

EXPORT ENQUIRIES INVITED
01-723 1008

DELIVERY FROM STOCK

FOTOLAK

POSITIVE LIGHT SENSITIVE AEROSOL LACQUER

Enables YOU to produce perfect printed circuits in minutes!
Method Spray cleaned board with lacquer. When dry, place positive master of required circuit on now sensitized surface. Expose to daylight, develop and etch. Any number of exact copies can of course be made from one master. Widely used in industry for prototype work.

FOTOLAK	£2.00	Pre-coated 1 / 16 Fibre-glass board	
Developer	30p	204mm x 114mm	£1.50
Ferric Chloride	50p	204mm x 228mm	£3.00
		408mm x 228mm	£6.00
		467mm x 305mm	£9.00

Plain Copper-clad Fibre-glass.		Single-sided	Double-sided
Approx. 3.18mm thick sq. ft.			£1.50
Approx. 2.00mm thick sq. ft.	£2.00		
Approx. 1.00mm thick sq. ft.	£1.50		£1.75
Clear Acetate Sheet for making master, 260mm x 260mm			12p

Postage and packing 65p per order, VAT 15% on total

G. F. MILWARD ELECTRONIC COMPONENTS LIMITED
369 Alum Rock Road, Birmingham B8 3DR. Telephone: 021-327 2339

8K ON BOARD MEMORY!

5K RAM, 3K ROM or 4K RAM, 4K ROM (link selectable). Kit supplied with 3K RAM, 3K ROM. System expandable for up to 32K memory.

2 KEYBOARDS!

56 Key alphanumeric keyboard for entering high level language plus 16 key Hex pad for easy entry of machine code.

GRAPHICS!

64 character graphics option — includes transistor symbols! Only £18.20 extra!

MEMORY MAPPED

High resolution VDU circuitry using discrete TTL for extra flexibility. Has its own 2K memory to give 32 lines for 64 characters.

KANSAS CITY

low error rate tape interface.

2 MICROPROCESSORS

Z80 the powerful CPU with 158 instruction, including all 78 of the 8080, controls the MM57109 number cruncher. Functions include +, -, /, squares, roots, logs exponentials, trig functions, inverses, etc.

Range 10⁻⁹⁹ to 9 x 19⁻⁹⁹ to 8 figures plus 2 exponent digits.

EFFICIENT OPERATION

Why waste valuable memory on sub routines for numeric processing? The number cruncher handles everything internally!

RESIDENT BASIC

With extended mathematical capability. Only 2K memory used but more powerful than most 8K Basics!

1K MONITOR

Resident in EPROM

SINGLE BOARD DESIGN

Even keyboards and power supply circuitry on the superb quality double-sided plated through-hole PCB.



COMPLETE KIT

ONLY £275.00 + VAT

Cabinet Size 19.0" x 15.7" x 3.3"

Television by courtesy of Rumbelows Ltd., price £58.62

POWERTRAN

PSI Comp 80 Z80. Based powerful scientific computer. Design as published in Wireless World, April-September, 1979.

The kit for this outstandingly practical design by John Adams being published in a series of articles in Wireless World really is complete!

Included in the PSI COMP 80 scientific computer kit is a professionally finished cabinet, fibre-glass double sided, plated-through-hole printed circuit board, 2 keyboards PCB mounted for ease of construction, IC sockets, high reliability metal oxide resistors, power supply using custom designed toroidal transformer, 2K Basic and 1K monitor in EPROMS and, of course, wire, nuts, bolts, etc.


PSI COMP 80 Memory Expansion System

Expansion up to 32K all inside the computer's own cabinet!

By carefully thought-out engineering a mother board with buffers and its own power supply (powered by the computer's transformer) enables up to 3 8K RAM or 8K ROM boards to be fitted neatly inside the computer cabinet. Connections to the mother board from the main board expansion socket is made via a ribbon cable.

Mother Board:	Fibre glass double sided plated through hole P.C.B. 8.7" x 3.0" set of all components including all brackets, fixing parts and ribbon cable with socket to connect to expansion plug	£39.90
8K Static RAM board	Fibre glass double sided plated through hole P.C.B. 5.6" x 4.8" Set of components including IC sockets, plug and socket but excluding RAMs 2114L RAM (16 required) Complete set of board, components, 16 RAMS	£12.50 £11.20 £89.50
8K ROM board	Fibre glass double sided plated through hole P.C.B. 5.6" x 4.8" Set of components including IC sockets, plug and socket but excluding ROMs 2708 ROM (8 required) Complete set of board, components, 8 ROMs	£12.40 £10.70 £8.00 £78.50

Floppy Disk, PROM programmer and printer interface coming shortly!



PCB size 16.0" x 12.5"

Value Added Tax not included in prices

PRICE STABILITY: Order with confidence! Irrespective of any price changes we will honour all prices in this advertisement until December 31st, 1979, if this month's advertisement is mentioned with your order. Errors and VAT rate changes excluded.

EXPORT ORDERS: No VAT. Postage charged at actual cost plus 50p handling and documentation.

U.K. ORDERS: Subject to 15% surcharge for VAT. NO charge is made for carriage. *Or current rate if changed.

SECURICOR DELIVERY: For this optional service (U.K. mainland only) add £2.50 (VAT inclusive) per kit.

UK Carriage FREE

POWERTRAN COMPUTERS

(a division of POWERTRAN ELECTRONICS)

PORTWAY INDUSTRIAL ESTATE
ANDOVER HANTS SP10 3NN

ANDOVER
(0264) 64455

TERMINALS

EXTEL MATRIX PRINTERS

featuring:—

- ★ optically coupled RS-232 interface
- ★ switched crystal controlled Baud rates
- ★ simple twin stepper motor mechanism
- ★ compact size
- ★ full 8½inch paper width
- ★ impact printing
- ★ Baudot code suitable for either teleprinter or microprocessor applications
- ★ fully tested

£150 plus VAT



ITEL Model 1051

- ★ IBM GOLFBALL Typewriter
- ★ RS232/V24 Interface
- ★ Correspondence-quality upper / lower case
- ★ Integral paper tape reader and punch
- ★ Operates as stand alone typewriter
- ★ Operates as self-contained word processor
- ★ Selectric/EBCDIC coded

£425 plus VAT



COMPUTER APPRECIATION, 86 High Street, Bletchingley, Redhill, Surrey RH1 4PA
Tel: Godstone (0883) 843221

Newnes Technical Books for the '80s

Available now:

Teletext and Viewdata Steve A. Money	£5.50 (US\$12.50)
Audio Equipment Tests Gordon J. King	£6.50 (US\$14.75)
Microprocessors for Hobbyists Ray Coles	£2.95 (US\$6.75)
Radio and Electronic Laboratory Handbook 9th Ed. M.G. Scroggie and G.G. Johnstone	£17.95 (US\$40.50)
Two-Metre Antenna Handbook F.C. Judd	£3.95 (US\$9.00)

Coming early in 1980:

Guide to Broadcasting Stations 18th Ed. RBC	£3.50 (US\$8.00) approx.
Introduction to Microcomputer Programming P.G. Sanderson	£3.50 (US\$8.00) approx.
Questions and Answers Amateur Radio F.C. Judd	£1.75 (US\$4.00) approx.
Beginner's Guide to Digital Electronics I.R. Sinclair	£3.00 (US\$6.75) approx.

And there will be more to keep you informed during the year.

For further particulars, write to:



Newnes Technical Books
Borough Green, Sevenoaks, Kent TN15 8PH
Tel: (0732) 884567

Dual output power supplies



Now you can get on-card dual output power supplies from Vero Systems — in five versions:

- DUAL 5 Volts
- DUAL 12 Volts
- DUAL 15 Volts
- MIXED 5 and 12 Volts
- MIXED 5 and 15 Volts

The cards are designed to Eurocard standard size (100 x 160mm) to fit straight into your card or case frame.

Each supply is fully regulated with over voltage over current and thermal protection. Input voltage is 110/120/220/230/240 volts AC and both outputs are fully isolated from each other but may be connected to give different power rail configurations.

The cards are supplied fully tested each one complete with 64-way indirect connector plug, card handle and connection chart.

ORDER CODE	FUNCTION	PRICE
89-2665G	DUAL 5V	£32.43
89-2671K	DUAL 12V	£38.50
89-2703B	DUAL 15V	£38.50
89-9017B	DUAL 5-12V	£38.50
89-9018H	DUAL 5-15V	£38.50

VERO SYSTEMS

VERO SYSTEMS (ELECTRONIC) LTD

362 Spring Rd. Southampton Hants. SO9 5JQ Tel: (0703) 440611 Telex: 477164
WW — 084 FOR FURTHER DETAILS

KELSEY K102M TRANSFORMERLESS BALANCED LINE MICROPHONE AMPLIFIERS

Specifications

Direct P.C.B. mounting	
Supply Voltage	+15V
Maximum Gain	43dB
Gain Control Range	38dB
Gain Reduction in Unbalanced Mode (Input to Terminal +)	10dB
Maximum Input Level (Unbalanced Mode, Input to Terminal +)	-15dBV
Input Impedance (Each Input Terminal to Ground)	5Kohm
Optimum Source Impedance	200ohm
Maximum Output	+20dBV
Frequency Response	±0.5dB Ref. 10Hz to 50KHz
Slew Rate	Better than 10V microsec
Harmonic Distortion	Better than 0.03% Ref 1KHz
	Typically 0.027%
Common Mode Rejection Ratio	Better than 80dB
Equivalent Input Noise (Unweighted)	Better than -125dBV (Din Audio band weighted)
Recommended Output Loading	10Kohm
Dimensions	40mm x 40mm x 20mm
Weight	48 grams

KELSEY ACOUSTICS LTD 28 POWIS TERRACE, LONDON W11. TEL: 01-727 1046

WW — 083 FOR FURTHER DETAILS

HOME COMPUTING BARGAINS. Full keyboard, cassette interface, use your tv as a vdu: Ohio Scientific Superboard II fully built 8K basic 4K ram, special offer price now includes free power supply and modulator kit £188 + 15% VAT. Tandy TR580 level 2 basic 16K ram £450 + 15% VAT.

SINCLAIR PRODUCTS New 10MHz scope £145, pfm200 £81.95, case £3.40, adaptor £3.40, connector kit £11.27. Microvision tv £81, adaptor £6.88, pdm35 £29.76, adaptor £3.40, case £3.40, dm350 £71.82, dm450 £102.17, dm235 £51.98, rechargeable batts. £7.99, adaptor £3.94, case £8. Enterprise prog. calculator + accessories £22.95. **COMPUTER GAMES** chess champion 8 £49.95. Chess challenger 7 £34. Philips G7000 home computer £149. Videopaks £12.95. **AIAM videocomputer** £147. Cartridges £14.88. **COMPONENTS** 1N4148 0.9p, 1N4002 3.1p, 741 18p, bc182, bc184, bc212, bc214, bc548 5p. Resistors ¼W 5% E12 10R to 10M 1p, 0.8p for 50¢ of one value, 16V electrolytics .5, 1, 2.5, 10 22mf 5p, 100mf 6p, 1000mf 10p, 1 lb FeCL £1.30. Dialo pen 84p, 40 sq ins pcb 66p. Polystyrene capacitors E12 63V 10 to 1000pf 3p, 1n2 to 10n 4p. Ceramic capacitors 50V E6 22pf to 47n 2p. Zeners 400mW E24 2v to 33v 7p.

TV GAMES AY-3-8500 + kit £9.53. Rifle kit £8.27. AY-3-8600 + kit £12.28. Stunt cycle chip + kit £16.72. AY-3-8603 chip £13.63. **TRANSFORMERS** 6.0-6V 100ma 76p, 1½ £2.80, 9.0-9V 75ma 76p, 1a £2.22, 2a £2.89, 12.0-0.12V 100ma 92p, 1a £2.75. **ICL AUDIO AMPS** with pcb. JC12 6W £2.08. JC20 10W £3.14.

BATTERY ELIMINATORS 3-way type 6/7½/9v 300ma £3.14, 100ma radio type with press-studs 9v £3.57, 9+9v £4.79. Car converter 12v input output 4½/6/7½/9v 800ma £2.66. **BATTERY ELIMINATOR KITS** 100ma radio types with press-studs 4½v £1.49, 6v £1.49, 9v £1.49, 4½-4½v £1.92, 6+6v £1.92, 9+9v £1.92. Stabilized 8-way types 3/4½/6/7½/9/12/15/18v 100ma £2.50, 1amp £5.10. Stabilized power kits 2-18v 100ma £2.98, 1-30v 1a £5.95, 1-30v 2A £11.24, 12v car converter 6/7½/9v 1A £1.35. **T-DEC AND CSC BREADBOARDS** s-dec £3.79, t-dec £4.59, u-deca £4.89, u-decb £7.16, 16 dil adaptor £2.31, exp4b £2.64, exp300 £6.61, exp350 £3.62, exp325 £1.84. **81-PAK AUDIO MODULES** s450 £25.06, AL60 £5.06, ps100 £17.33, spm80 £4.74, bml80 £6.08, Stereo 30 £21.57, AL30A £4.08, ps12 £8.38, ps12 £1.58, ma60 £38.72.

SWANLEY ELECTRONICS

Dept WW, 32 Goldsl Rd., Swanley, Kent

Post 30p extra. Prices include VAT unless stated. Official and overseas orders welcome. Lists 24p post free

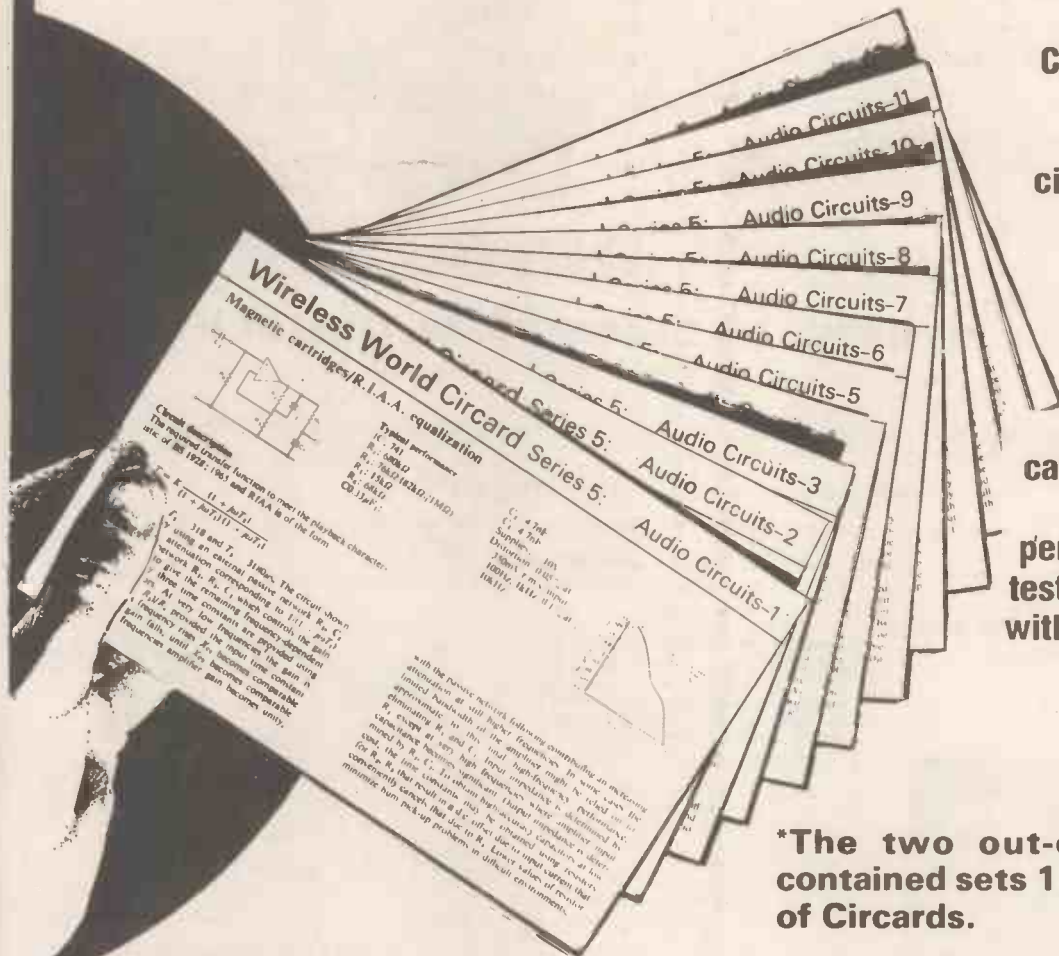
YOUR LAST CHANCE to obtain Wireless World Circards.

We still have some copies of the original Wireless

World circuit cards, even though the companion bound volumes **Circuit Designs 1 & 2*** are out of print. Fill the gaps in your circuit files with these sets of 5 x 8in. (127 x 204mm) cards in plastic wallets — and at 1976 prices!

These unique circuit cards normally contain descriptions and performance data of 10 tested circuits, together with ideas for modifying them to suit special needs.

***The two out-of-print volumes contained sets 1 to 10 and 11 to 20 of Circards.**



- Micropower circuits 11 Basic logic gates
- 12 Wideband amplifiers 13 Alarm circuits
- 14 Digital counters 15 Pulse modulators
- 16 Current differencing amplifiers-signal processing
- 17 Current differencing amplifiers-signal generation
- 18 Current differencing amplifiers — measurement and detection
- 19 Monostable circuits
- 20 Transistor pairs
- 21 Voltage-to-frequency converters
- 22 Amplitude modulation and detection
- 23 Reference circuits
- 24 Voltage regulators
- 25 RC oscillators — 1
- 26 RC oscillators — 2
- 27 Linear cmos — 1
- 28 Linear cmos — 2
- 29 Analogue multipliers
- 30 Rms/ log/power laws
- 31 Digital multipliers
- 32 Transistor arrays
- 33 Differential and bridge amplifiers
- 34 Analogue gate applications — 1
- 35 Analogue gate applications — 2

- 1 Basic active filters
- 2 Switching circuits, comparators and Schmitts
- 3 Waveform generators
- 4 AC measurements
- 5 Audio circuits
- 6 Constant current circuits
- 7 Power amplifiers
- 8 Astable circuits
- 9 Optoelectronics
- 10

To: General Sales Department, IPC Electrical-Electronic Press Ltd., Room CP34, Dorset House, Stamford Street, London SE1 9LU.

Please send me the following sets of Circards:

£2 each, £18 for ten, inclusive.

I enclose cheque/money order for £
Make cheques payable to IPC Business Press Ltd.

Name

Address

Company registered in England. Registered address, Dorset House, Stamford Street, SE1 9LU, England. Registered Number 677128

ELECTRO-TECH COMPONENTS LTD.

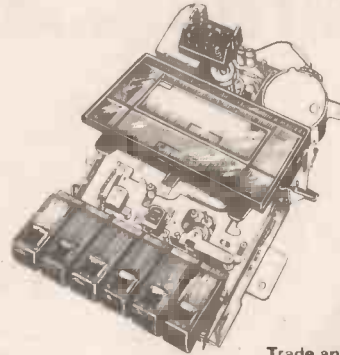
364 EDGWARE ROAD, LONDON, W.2. TEL: 01-723 5667

JVC-VICTOR HIGH FIDELITY STEREO CASSETTE TRANSPORT MECHANISM

ELECTRO-TECH COMPONENTS have secured a very large quantity of cassette transport mechanisms, equipped with all the latest improvements, as well as "SEN-ALLOY" type 1.5 micron record/replay heads, and solenoid-controlled auto-stop action. These were manufactured by JVC/VICTOR of Japan to specification of TANDBERG OF NORWAY, for inclusion in a cassette deck costing over £250. This mechanism alone would normally cost over £50.

FEATURES:

- ★ Close-tolerance, high-quality, top loading transport
- ★ "Sen-Alloy" (SA type) R/P head
- ★ Solenoid-driven autostop circuit
- ★ Automatic head cleaning device
- ★ Air damped "soft" cassette eject
- ★ Miniature microswitches for switching
- ★ Pre-aligned heads and calibrated motor speed regulator built in
- ★ Three-digit tape position counter
- ★ Six-function keyboard controls: "Record," "Rewind," "Forward," "Play," "Stop/Eject," "Pause."
- ★ PCB connectors and cables attached
- ★ High-mass balanced flywheel with permanent lubrication spindle
- ★ Full specifications for motor, heads, and switches available on request.



Price of above unit **£14.95**

Plus **£1 P&P VAT Inc.**

Trade and Export Enquiries Invited

Regular readers of WIRELESS WORLD will know of the original LINSLEY-HOOD CASSETTE DECK design, published in May 1976. Subsequent articles by Mr. Linsley-Hood have confirmed that the design far exceeded his original expectations, so much so that he published a number of improvements, modifications, and additional features to the original design, which are now incorporated in our:

★ CASSETTE DECK KIT BASED ON DESIGN OF MR. LINSLEY-HOOD ★

We have developed an outstanding stereo cassette kit with the aid of Mr. Linsley-Hood, to complement the improved specification and latest important advances in cassette electronics since the original design was published.

Included in the kit are two fibreglass PCB's, drilled and plated for immediate assembly, two VU meters, Dual LED Peak Meters, Variable Bias system, Power Supply, over 10 micro-circuit IC's for the most up-to-date performance, as well as monitoring amplifier, test and calibration cassette, etc.

Price of Kit (without transport mech.) **£15.95** plus **£1.00 P&P. VAT inc.**

Also available: A custom-designed case for the Kit, this is a fully screened enclosure, sloping panel, satin anodised, wood end panels, professional finish.

Price of Case **£9.75** plus **£1.00 P&P. VAT inc.**

HERE IT IS! THE BRAND NEW 8022A HAND-HELD DMM

- Consider the following features:
- 6 resistance ranges from 200 ohm-20 ohms
- 8 current ranges from 2mA-2A AC/DC
- 10 voltage ranges from 200 mv-1000v DC-200 mc-750V AC
- Pocket size — weighing only 370 gms.
- Full overload protection — will withstand 6kv spikes
- Rugged construction — virtually indestructible
- Meets tough military specs — drop proof
- In line, pushbutton operation for single-handed useage
- Incorporates low power CMOS chip for low power consumption
- All this plus a 2-year full guarantee



For only £89

Carriage and Insurance £3

Even much more sophisticated the Fluke 8020A. Identical in most respects to the 8022A but in addition incorporates a conductance range from 2mS-200nS.

£112

Carriage and insurance £3.00

A handsome soft carrying case is available for the 8020A and 8022A at **£7.**

OFF THE SHELF DELIVERY ON THESE



DIGITAL MULTIMETERS

BRAND NEW FROM FLUKE!!!
NOW AVAILABLE
THE 8024A HAND HELD DMM

This model incorporates all the features of the 8020A but in addition has:


- A peak hold switch which can be used in AC or DC for volts and current functions.
- Audible continuity testing and level detection for sensing logic levels.
- A temperature (°C) range for use with a thermocouple.

£135

Carriage and Insurance £3

The following accessories are in stock now

Y8008 Touch and Hold Probe	£18.00
80K-40 High Voltage Probe	£45.00
81RF RF Probe to 100 MHz	£32.00
80T-150C Temperature Probe (C)	£58.00
801-600 Clamp-on AC Current Probe	£50.00



8010A AND 8012A BENCH MODEL D.M.M.s

The 8010A is a general purpose, bench/portable digital multimeter with more functions and features than ever offered for such a low price. Its companion, the 8012A, has identical characteristics except that it has two additional low resistance ranges, 2Ω and 20Ω to replace the 8010A's 10 ampere current range.

The 8010A and 8012A feature:

- 10 voltage ranges from 200mv - 1000v dc, 200mv - 75v ac.
- 3 conductance ranges from 2mS - 200 nS.
- 8 resistance ranges from 200Ω - 20MΩ - the 8012A has two additional resistance ranges 2Ω and 20Ω.
- 10 current ranges from 200µA - 2A AC/DC — the 8010A has two additional current ranges 10A AC and 10A DC.

8010A £159 8012A £179

Carriage and Insurance £3

The 8010A is also available with two rechargeable Nicad size C batteries installed in option, — 01 at **£179.00.**

LOW COST, AUTORANGING MULTI-FUNCTION COUNTER

- Autoranging in both frequency and period measurement modes
- Wide Frequency range — 5 Hz to 80 MHz
- High sensitivity — 25 mV, typically 15 mV
- Six digit LED display with leading zero suppression, automatic annunciation and overflow
- Optional internal battery pack providing 4 hours continuous operation
- Autoreset on all gate times, all function switches
- Four manually selected gate times providing resolution to 0.1 Hz
- Event counting to 10⁸ events with overflow indicator
- Signal input conditioning with switchable 1 MHz low pass filter and attenuator
- Rugged moulded case with convenient tilting/carrying handle
- Optional parallel data output with decimal point and annunciation
- Traditional high Fluke quality
- Self check

£175

Carriage and Insurance £3

TE20D R.F. SIGNAL GENERATOR



Accurately covers 120 KCS. To 500 MCS in 6 bands.
Directly calibrated. Variable R.F. Attenuator 240v AC.
Dims: 140 x 215 x 170mm.

£52.95
P&P £1.25



TMK500 MULTITESTER 30,000 OPV
A sturdy and reliable instrument. Has internal buzzer.
AC volts: 0 to 2.5, 10, 25, 100, 250, 500, 1000.
DC volts: 0 to 0.25, 1, 2.5, 10, 25, 100, 250, 1000. DC current: 0 to 50 us, 5 ma, 50 ma, 12 amp.
Resistance: 0 to 6K, 60K, 6 meg, 60 meg.
Decibels — 20 to +66 db.
Short test: Internal buzzer.
Size 160 x 110 x 55 mm

£20.50. P & P 75p

PLEASE ADD 15% VAT TO ALL ORDERS CALLERS WELCOME

We are open 9 a.m. - 6 p.m. Monday-Saturday
We carry a very large selection of electronic components and electro-mechanical items
Special quotations on quantities



IT 1/2 20,000 OPV
AC volts: 0 to 10, 50, 100, 500, 1000.
DC volts: 0 to 5, 25, 50, 250, 500, 2500.
DC current: 0 to 50 us, 2.5 ma, 250 ma
Resistance: 0 to 6K ohms, 6 meg ohms.
Decibels: — 20 to + 22 db
Capacitance: 10 pf, 0.01 uf, 0.1 uf
Size: 4 1/2 x 3 1/4 x 1 inch.
£10.95
P & P 75p



Y7206 EN 20,000 OPV
AC Volts: 0-10, 50, 250, 500, 1000.
DC Volts: 0-0.5, 5, 25, 125, 250, 500, 1000.
DC Current: 0-0.05, 5 250 mA
Resistance: 0-3k ohms, 300k ohms, 3 meg ohms.
Decibels: — 20 — + 63 db
Dims: 127 x 90 x 32 mm.
£10.95 P & P 75p

ASCENSION ISLAND YUGOSLAVIA UNITED STATES OF AMERICA JORDAN GREECE INDIA GUYANA PORTUGAL FALKLAND ISLANDS UNITED ARAB EMIRATES JAMAICA HOLLAND KENYA

IRE GRENADA SAUDI ARABIA NEW ZEALAND NORWAY SINGAPORE ICELAND SWEDEN MALAYA INDONESIA BRAZIL SWITZERLAND ZAMBIA GIBRALTAR CHILE SPAIN

ELECTRONIC KITS OF DISTINCTION FROM

POWERTRAN

DE LUXE EASY TO BUILD LINSLEY-HOOD 75W STEREO AMPLIFIER £99.30 + VAT


This easy to build version of our world-wide acclaimed 75W amplifier kit based upon circuit boards interconnected with gold plated contacts resulting in minimal wiring and construction delightfully straightforward. The design was published in Hi-Fi News and Record Review and features include rumble filter, variable scratch filter, versatile tone controls and tape monitoring whilst distortion is less than 0.01%.

WIRELESS WORLD FM TUNER £70.20 + VAT

A pre-aligned front-end module makes this Wireless World published design very simple to construct and adjust without special instruments. Features include an excellent a.m. rejection push-button station selection as well as infinitely variable tuning and a phase locked loop stereo decoder, incorporating active filters for "birdy" suppression.

LINSLEY-HOOD CASSETTE DECK £79.60 + VAT

This design, published in Wireless World, although straightforward and relatively low cost provides a very high standard of performance. There are separate record and replay amplifiers and switchable equalisation together with a choice of bias levels are also provided. The mechanism is the Goldring-Lenco CRV with electronic speed control.



TRANSCENDENT 2000 SINGLE BOARD SYNTHESIZER

As featured in *Electronics Today International*



Cabinet size 24.6"x15.7"x4.8" (rear) 3.4" (front)

The kit includes fully finished metalwork, fully assembled solid teak cabinet, filter sweep pedal, professional quality components (all resistors either 2% metal oxide or 1/2% metal film) and it really is complete — right down to the last nut and bolt and last piece of wire! There is even a 13A plug in the kit — you need buy absolutely no more parts before plugging in and making great music! Virtually all the components are on the one professional quality fibre glass PCB printed with component locations. All the controls mount directly on the main board, all connections to the board are made with connector plugs and construction is so simple it can be built easily in a few evenings by almost anyone capable of neat soldering! When finished you will possess a synthesizer comparable in performance and quality with ready built units selling for between £500 and £700!

COMPLETE KIT ONLY
£168.50 + VAT!

Comprehensive handbook supplied with all complete kits! This fully describes construction and tells you how to set up your synthesizer with nothing more than a multi-meter and a pair of ears!

CHROMATHEQUE 5000 5-CHANNEL LIGHTING EFFECTS SYSTEM

This versatile system featured as a constructional article in *ELECTRONICS TODAY INTERNATIONAL* has 5 frequency channels with individual level controls on each channel. Control of the lights is comprehensive to say the least. You can run the unit as a straightforward sound-to-light or have it strobe all the lights at a speed dependent upon music level or front panel control setting or use the internal digital circuitry which produces some superb random and sequencing effects. Each channel handles up to 500W and as the kit is a single board design wiring is minimal and construction very straightforward.

Kit includes fully finished metalwork, fibreglass PCB, controls, wire, etc. — Complete right down to the last nut and bolt!

COMPLETE KIT ONLY
£49.50 + VAT




Panel size 19.0"x3.5". Depth 7.3"

MPA200 100W MIXER/AMPLIFIER

Featured as a constructional article in *Electronics Today International* the MPA 200 is an exceptionally low-priced but professionally finished general purpose, rugged, high-power amplifier which has an adaptable range of inputs such as disc, microphone, guitar, etc. There are 3 wide range tone controls and a master volume control. Mechanically the design is simplicity in the extreme with minimal wiring making construction very straightforward. Kit includes fully finished metalwork, fibreglass PCB's, controls, wire, etc. — Complete right down to the last nut and bolt!

COMPLETE KIT ONLY
£49.90 + VAT

All kits also available as separate packs (e.g. P.C.B. component sets, hardware sets, etc.). Prices in FREE CATALOGUE.



Panel size 19.0"x3.5". Depth 7.3"


OMAN MUSCAT & FRANCA MUSCAT & FRANCA DENMARK DENMARK GAMBIA GAMBIA AUSTRALIA AUSTRALIA HONG KONG HONG KONG NAURU NAURU GERMANY GERMANY TUNISIA TUNISIA LUXEMBOURG LUXEMBOURG NIGERIA NIGERIA FINLAND FINLAND SOUTH AFRICA SOUTH AFRICA CZECHOSLOVAKIA CZECHOSLOVAKIA

NEW GUINEA NEW GUINEA ISRAEL ISRAEL GUERNSEY GUERNSEY CYPRUS CYPRUS BELGIUM BELGIUM UGANDA UGANDA BRUNEI BRUNEI TRINIDAD TRINIDAD SOUTH WEST AFRICA SOUTH WEST AFRICA ITALY ITALY JAVA JAVA SIERRA LEONE SIERRA LEONE WINDWARD ISLANDS WINDWARD ISLANDS CANADA CANADA MALTA MALTA

T20 + 20 AND T30 + 30 20W, 30W AMPLIFIERS



WWII TUNER



SPECIAL PRICE FOR COMPLETE KIT £47.70 + VAT

AVAILABLE AS SEPARATE PACKS — PRICES IN OUR FREE CATALOGUE

Following the success of our Wireless World FM Tuner Kit this cost reduced model was designed to complement the T20 + 20 and T30 + 30 amplifiers and the cabinet size, front panel format and electrical characteristics make this tuner compatible with either

Designed by Texas engineers and described in Practical Wireless, the Texan was an immediate success. Now developed further in our laboratories to include a Toroidal transformer and additional improvements, the slimline T20 + 20 delivers 20W rms per channel of true Hi-Fi at exceptionally low cost. The easy to build design is based on a single F/Glass PCB and features all the normal facilities found on quality amplifiers including scratch and rumble filters, adaptable input selector and headphones socket. In a follow-up article in Practical Wireless further modifications were suggested and these have been incorporated into the T30 + 30. These include RF interference filters and a tape monitor facility. Power output of this model is 30W rms per channel.


SPECIAL PRICES FOR COMPLETE KITS

T20 + 20 KIT PRICE £33.10 + VAT

T30 + 30 KIT PRICE £38.40 + VAT

AVAILABLE AS SEPARATE PACKS — PRICES IN OUR FREE CATALOGUE

POWERTRAN SFMT TUNER



PRICE FOR COMPLETE KIT £35.90 + VAT

AVAILABLE AS COMPLETE KIT ONLY

This is a simple, low cost design which can be constructed easily without special alignment equipment but which still gives a first-class output suitable for feeding any of our very popular amplifiers or any other high quality audio equipment. A phase-locked-loop is used for stereo decoding and controls include switchable afc, switchable muting and push-button channel selection (adjustable by controls on the front panel). This unit matches well with the T20 + 20 and T30 + 30 amplifiers.

**WE'VE MOVED!
NEW FACTORY UP!
PRICES DOWN!**

**INCREASED CAPACITY AT OUR BIG NEW FACTORY
MEANS MANY PRICES DOWN! ALL OTHER FROZEN!**

Another superb design by synthesizer expert Tim Orr!

TRANSCENDENT DPX

As featured in *Electronics Today International* August, September October, 1979 issues

DIGITALLY CONTROLLED, TOUCH SENSITIVE, POLYPHONIC, MULTI-VOICE SYNTHESIZER

The Transcendent DPX is a really versatile new 5 octave keyboard instrument. There are two audio outputs which can be used simultaneously. On the first there is a beautiful harpsichord or reed sound — fully polyphonic i.e. you can play chords with as many notes as you like. On the second output there is a wide range of different voices, still fully polyphonic. It can be a straightforward piano or a honky tonk piano or even a mixture of the two! Alternatively you can play strings over the whole range of the keyboard or brass over the whole range of the keyboard or should you prefer — strings on the top of the keyboard and brass at the lower end (the keyboard is electronically split after the first two octaves) or vice versa or even a combination of strings and brass sounds simultaneously. And on all voices you can switch in circuitry to make the keyboard touch sensitive? The harder you press down a key the louder it sounds — just like an acoustic piano. The digitally controlled multiplexed system makes practical sensitivity with the complex dynamics law necessary for a high degree of realism. There is a master volume and tone control, a separate control for the brass sounds and also a vibrato circuit with variable depth control together with a variable delay control so that the vibrato comes in only after waiting a short time after the note is struck for even more realistic string sounds.



Cabinet size 36.3" x 15.0" x 5.0" (rear) 3.3" (front)
Also available as separate packs — prices in free catalogue

COMPLETE KIT ONLY £299.00 + VAT!

To add interest to the sounds and make them more natural there is a chorus/ensemble unit which is a complex phasing system using CCD (charge coupled device) analogue delay lines. The overall effect of this is similar to that of several acoustic instruments playing the same piece of music. The ensemble circuitry can be switched in with either strong or mild effects. As the system is based on digital circuitry data can be easily taken to and from a computer (for storing and playing back accompaniment with or without pitch or key change, computer composing etc., etc.) and an interface socket (25 way D type) is provided for this purpose. Although the DPX is an advanced design using a very large amount of circuitry, much of it very sophisticated, the kit is mechanically extremely simple with excellent access to all the circuit boards which interconnect with multiway connectors, just four of which are removed to separate the keyboard circuitry and the panel circuitry from the main circuitry in the cabinet.

The kit includes fully finished metalwork, solid teak cabinet, professional quality components (all resistors 2% metal oxide), nuts, bolts, etc., even a 13A plug — you need buy absolutely no more parts before plugging in and making great music! When finished you will possess an instrument comparable in performance and quality with ready-built units selling for over £1200!

EXPORT A SPECIALITY!

Our Export Department can readily despatch orders of any size to any country in the world. Some of the countries to which we sent kits last year are shown in this advertisement. To assist in estimating postal costs our catalogue gives the weights of all packs and kits. This will be sent free on request, by airmail, together with our "Export Postal Guide" which gives current postage prices. There is no minimum order charge. Prices same as for U.K. customers but no Value Added Tax charged. Postage charged at actual cost plus 50p documentation and handling. Please send payment with order by Bank Draft, Postal Order, International Money Order or cheque drawn on an account in the U.K. Alternatively for orders over £500 we will accept Irrevocable Letter of Credit payable at sight in London.

**Value Added Tax not included in prices
UK Carriage FREE**

PRICE STABILITY. Order with confidence! Irrespective of any price changes we will honour all prices in this advertisement until February 28th, 1980, if this month's advertisement is mentioned with your order.

Errors and VAT rate changes excluded.

U.K. ORDERS. Subject to 15% surcharge for VAT. No charge is made for carriage. * Or current rate if charged.

SECURICOR DELIVERY: For this optional service (U.K. mainland only) add £2.50 (VAT inclusive) per kit.

SALES COUNTER: If you prefer to collect your kit from the factory, call at Sales Counter. Open 9 a.m.-4.30 p.m. Monday-Thursday.

QUALITY: All components are brand new first grade full specification guaranteed devices. All resistors (except where stated as metal oxide) are low noise carbon film types. All printed circuit boards are fibreglass, drilled roller tinned.

**NEW FACTORY ON SAME INDUSTRIAL ESTATE
ADDRESS AND PHONE NUMBER UNCHANGED**

OUR CATALOGUE IS FREE! WRITE OR PHONE NOW!

POWERTRAN ELECTRONICS

PORTWAY INDUSTRIAL ESTATE
ANDOVER, HANTS SP10 3NN


ANDOVER
(STD 0264) 64455

Now-highest quality copying at low cost

OTARI DP4050 C2 cassette duplicator

The first low cost copier to give you reliability and performance to professional standards. No other copier can match its precision engineering, and it is the only budget copier suitable for music programmes.

- * One master, 2 slaves.
 - * Add on units available up to 11 slaves.
 - * Automatic rewind.
 - * Ferrite heads.
 - * 16:1 duplicating ratio.
 - * Modular slave decks with DC servo motors.
- Also available: Reel to cassette version with 6 slaves.



OTARI from ITA

1-7 Harewood Avenue, Marylebone Road, London NW1. Tel: 01-724 2497. Telex: 21679

WW — 086 FOR FURTHER DETAILS

CHILTERN ELECTRONICS

B.C.M. BOX 8085
LONDON WC1V 6XX

PDP8 COMPUTERS:

PDP8E. Latest version with 16K Core, as new **£800**
 PDP81 8K with high speed tape reader/punch **£450**
 PDP81 and PDP8L 4K processors from **£200**
 All above with teletype interface and ready to use —
 software available includes BASIC, FOCAL, FORTRAN, etc.
 UDC8 Industrial Interface for PDP8 — provides 50 inputs
 and outputs isolated and buffered for process control.
 Brand new, with all data and cables **£450**
 All spare PDP8 modules and add-on memory in stock!

TERMINALS:

GE TERMINET — modern 30 ch/sec silent terminal. Full
 ASCII set, correspondence quality upper and lower case.
 Ideal for word processors. RS232 Interface.


As new with keyboard **£350**
 Without keyboard **£200**

JUST ARRIVED FROM U.S.A. . . .

INCOTERM SPD 10/25 Intelligent terminals. Top quality
 VDU with powerful computer. Memory 4K Core and 4K
 MOS. Two RS232 ports. Second video output. Detachable
 ASCII keyboard. Cost over £5,000. Offered at only **£750**
 TELETYPE/CENTRONICS PRINTERS/VDUs — lots more
 in stock from **£50 to £500**
 ELLIOTT Paper Tape Readers, 250 ch/sec optical **£40**
 IBM 8-level readers with step motor, no data **£20**

Add 15% for VAT. For more details please send SAE
 or ring Nigel Dunn on 0494 714483

WW — 093 FOR FURTHER DETAILS



TAKE A DAY OFF

R & D Effort,
Production Holdups,
Machine down time
etc. by securing
your copy of the
VEROSPEED
fully priced
catalogue of stocked
components from

VEROSPEED


Barton Park Industrial Estate,
Eastleigh, Hampshire SO5 5RR
Tel: (0703) 618525

WW — 095 FOR FURTHER DETAILS

Electronic Brokers

49/53 Pancras Road London NW1 2QB Tel: 01-837 7781. Telex 298694

No.1 in Second User Minis & Peripherals



Hazeltine 'Glass Teletype' VDUs 12" screen choice of 2 switch-selectable baud rates (from range 110 9600) standard RS232 (V.24) Interface Model H 1000 (12 lines of 80 characters) £350.00. Model H 1200 (24 lines of 80 characters) £375.00.



DEC PDP11/40 SYSTEM

PDP11 40 48KW Parity Core Processor complete with KT11D Memory Management
DL11 Asynchronous Interface
RK11D Disc Controller
4 x RK05J Disc Drives
2 x 6ft Rack Cabinets
Fully DEC-maintained — in immaculate condition £12,750 (or could be reconfigured to suit)

DEC EQUIPMENT

PDP11/04BD 9-slot 5¼" Processor with 8KW MOS and DL11W Interface. BRAND NEW SURPLUS £3,250.00
PDP11/05 5¼" Processor with 8KW core memory £1,850.00
RK05J Add-on disk drive £1,850.00
Large stocks of DEC modules and add-ons

PRINTERS & TERMINALS

CENTRONICS 101 Matrix Printer £750.00
COSSOR UNITEL II Visual Display Unit £295.00
HAZELTINE H-2000 Editing Visual Display Unit from £395.00
SCOPE DATA Electrosensitive Printer £495.00
TEXAS 725 Portable Terminal £695.00
TEXAS 733ASR Terminal from £1,450.00



ICL TERMIPRINTER 7075

Typewriter-quality Keyboard Send/Receive Impact Printer providing full upper and lower case character set, switch-selectable print speeds of 10, 15 and 30cps, 118-column print line with pin-feed platen suitable for paper rolls or continuous stationery (paper width 12.85") Standard V.24 (RS232) interface £575.00.




GE TERMINET 1200

TYPEWRITER QUALITY impact printer with switch-selectable print speeds of 10, 30 and 120cps 80 print positions with adjustable pin-feed paper tractor, full upper and lower case ASCII character set, current loop (20mA) interface £695.

NEW ASCII KEYBOARDS —NEW LOW PRICES


	Mail Order Total
KB756 56-station ASCII Keyboard mounted on P.C.B.	£45.00 £53.48
KB756MF As above, fitted with metal mounting frame for extra rigidity	£50.00 £59.23
KB710 10-key numeric pad, supplied with connecting cable	£8.00 £9.78
KB701 Plastic enclosure for KB756 or KB756MF	£12.50 £15.24
KB702 Steel enclosure for KB756 or KB756MF	£25.00 £30.48
KB2376 Spare ROM Encoder	£12.50 £15.24
KB15P Edge connector for KB756 or KB756MF	£3.25 £4.31
DC-512 DC convertor to allow operation at 5V only (plugs in to P.C.B.)	£7.50 £9.20
KB771 71-station ASCII Keyboard including numeric/cursor control cluster, mounted in steel enclosure	£95.00 £115.00
DB25S Mating connector for KB771	£4.25 £5.46
PERK 56-station ASCII Keyboard for PET. Complete with PET interface, built-in power supply and steel enclosure	£145.00 £172.50

Discounts available for quantities



BALL MIRATEL MONITOR

9" diagonal P4 phosphor tube Bandwidth 12MHz (-3dB) Input voltage 220V 50 60Hz 24W Output voltage + 15V DC (short circuit protected) + 12kV DC 12 6V rms Separate horizontal and vertical sync Supplied complete with high and low voltage power supplies amplifier and attractive moulded plastic housing including space for keyboard Case dimensions — 20" x 19" x 10½" (including keyboard space 20" x 7") Full technical manual provided £95 (total including carriage and VAT £123)



ASR33 and KSR33 TELETYPES

Input/Output terminals with 64 ASCII character set. 110 baud operation. Paper tape punch and reader (ASR33 only). Choice of interface (20mA or RS232) KSR33 — £425.00, ASR33 — £650.00. Pedestal £30.00.

MISCELLANEOUS

CALCOMP 565 Drum Plotters £1,250.00
DIGITRONICS P120 Paper Tape Punches £75.00
EMI 15" Diagonal TV Monitors £100.00
SEALLECTRO 11x20 Patch Boards £12.50
SHUGART SA400 5¼" Floppy Disc Drives £195.00
SHUGART SA800 8" Floppy Disc Drives £395.00

WW-120 FOR FURTHER DETAILS


Electronic Brokers

49/53 Pancras Road London NW1 2QB Tel: 01-837 7781. Telex 298694

ONLY SMALL SELECTION OF OUR VAST STOCKS SHOWN HERE — SEND FOR LATEST CATALOGUE

Electronic Brokers unique catalogue contains 62 pages plus update of second user Test Equipment, and Mini Computers and Peripherals. Vast lists of Signal Sources, Oscilloscopes, DVMs, Counters, Recorders, DEC Computers, VDUs, Teletypes, etc. Largest stocks — most cost effective.

LATEST EDITION JUST OUT. SENT FREE IN UK.
Airmail to overseas addresses £2.00



MARCONI INSTRS.

TF 2162 M.F. Attenuator
111 dB. Steps of 0.1 dB.
DC-1MHz 600Ω
Large Stocks

£135.00



SOLARTRON

7055 Microprocessor Controlled D.M.M.
Without processor option
With processor option

£975.00
£1300.00



HEWLETT PACKARD

1703A Storage Oscilloscope
35MHz Delayed Sweep. Dual Channel

£1850.00



HEWLETT PACKARD

Spectrum Analyser System
141T Display
8552A IF Section
8554L RF Section
500KHz-1250MHz

TOTAL PRICE £5,250



WAYNE KERR

B642 Autobalance Univ. Bridge.
Typically 0.1% accuracy L.C.R. & G
measurements

£695.00



MARCONI INSTRUMENTS

TF 2300B FM/AM Modulation Meter
Carrier Freq. 4 to 1200MHz Deviation
range up to 500KHz
Measures AM depth up to 95% at
carrier freqs. up to 400MHz

£950.00



MARCONI INSTRUMENTS

TF2333 M.F. Transmission Test Set.
Freq. Range 30Hz-550kHz

£600



PHILIPS

PM 3240 Scope
50MHz Dual trace and Sweep
Delay

£950

Unless otherwise stated all equipment offered in the Electronic Brokers 4-page advertisement is refurbished and in the case of Test Equipment also calibrated. Test equipment is guaranteed for 12 months; computer peripherals for 3 months.

Hours of Business:
9 a.m.-5 p.m., Mon.-Fri.
Closed lunch 1-2 p.m.

A copy of our trading conditions is available on request.

Add 15%
VAT to ALL
PRICES

Carriage and
Packing
charge extra
on all items
unless
otherwise
stated.

WW — 107 FOR FURTHER DETAILS

No.1 in Second User Test Equipment

RIDGES
GENERAL RADIO
 Impedance Bridge 1607A £750
 608A LCR Bridge. Accuracy typically 15% £1450
MARCONI INSTR.
 Univ. Bridge TF1313A (0.1%) £790
 Situ Univ. Bridge TF2701 £395
 Univ. Bridge TF1313 £395
RAYNE KERR
 Univ. Bridge B221 (0.1%) £275
 Impedance Adaptor Q221 £275

ALIBRATION EQUIPMENT
HEWLETT PACKARD
 Voltage Source & AC/DC Diff. Voltmeter 741B £975
LUKE
 33AB AC/DC Differential Voltmeter £975
TEKTRONIX
 100MHz Mark Generator 184 £275
 100MHz Mark Generator 2901 £450
 100MHz Pulse Generator 2101 £525

DIGITAL COUNTERS
ADVANCE
 10MHz Counter TC15 + 15P1 £495
 10MHz Counter TC17 or TC17A £195
LUKE
 25MHz Multi-Function Counter 310A-01 £285
 25MHz Multi-Function Counter 310A £199
 20MHz Communications Counter 320A-06 £490
 25MHz Multi-Function Counter 325A £405
 25MHz Univ. Timer Counter 353A-15-16 £850
PHILIPS
 10MHz Timer Counter PM6612 £405
 10MHz Timer Counter PM6615 £795
 10MHz Freq. Counter PM6661 £185
 12MHz Freq. Counter PM6645 £710
 20MHz Automatic Freq. Counters V6664 £305
 20MHz Counter PM6614 £450
 10MHz 9 digit Univ. Counter V6611/02 £350
STRON DONNER
 10MHz Counter Timer 6250 £175
 10MHz Freq. Counter 6220 £160

DIGITAL VOLTMETERS & MULTIMETERS
ADVANCE
 True R.M.S. Voltmeter DRM6 £150
STRON
 1/2 digit D.M.M. 1051 £995
LUKE
 1/2 digit D.M.M. 8600A £290
 1/2 digit D.M.M. 8600A-01 £335
 300A D.M.M. £199
 800A D.M.M. 5 1/2 digit £599
HEWLETT PACKARD
 1/2 digit D.M.M. 34702A + 34740A £295
PHILIPS
 1/2 digit D.M.M. PM2424 £300
 1/2 digit DC D.V.M. PM2443 £430
 1/2 digit D.M.M. PM2513A £95
 Autoranging D.M.M. PM2514 £125
 Autoranging D.M.M. PM2527 £400
 D.M.M. PM2517E £120
 D.M.M. PM2522A £200

SCHLUMBERGER-SOLARTRON
 5 1/2 digit Digital Multimeter A243 £675
 4 1/2 digit D.M.M. 7050 £350
 D.M.M. (Microprocessor Controlled) 7065 £1,150
 — with processor option £1,450

OSCILLOSCOPES
ADVANCE
 Storage Scope OS2200 £745
COSSOR
 35MHz Dual Trace CDU 150 £450
 75MHz Dual Trace 4100 £695
HEWLETT PACKARD
 500KHz High Sensitivity 130C £345
 75MHz Dual Trace 1707B £925
 T.D.R. System 140A + 1415A £1200
 T.D.R. System 140B + 1415A £1500

PHILIPS
 5MHz Battery Miniscope PM3010 £325
 15MHz Portable Dual Trace PM3211 £450
 25MHz Portable Dual Trace PM3212 £625
 25MHz Portable Dual Trace PM3214 £700
 120MHz Portable Dual Trace PM3260 £1095
 100MHz Portable Dual Trace PM3262 £1300
 50MHz Storage Scope PM3243 £2000

TEKTRONIX
 10MHz Dual Trace Battery Miniscope 326 £900
 24MHz Dual Trace 545B + CA £299
 50MHz Dual Trace 547 + 1A1 £775
 25MHz Split Screen Storage Scope 434 £1600
 Large stocks of Plug ins for 500 series mainframes at new low prices. Details on request.
TELEQUIPMENT
 10MHz Single Trace P7CRT £175
 S54AR (Mint) £695
 50MHz Dual Trace D75 £400
 Curve Tracer CT71 £400

OSCILLOSCOPE PROBES
ELECTRONIC BROKERS (NEW)
 X1 Probe Kit EB90 £9
 X10 Probe Kit EB91 £11
 X1X10 Probe Kit EB95 £15

RECORDERS
AMPEX
 FM/DR Tape Recorder PR2200 £6500

BRUSH
 Multipoint 8 Channel Chart Recorder 816 £695

PHILIPS
 Single Channel Chart Recorder PM8110 £225

RACAL
 Store 4FM Tape Recorder £2600

SHANDON SOUTHERN
 6 Channel Recorder 10-650 £725

WATANABE
 6 Channel Chart Recorder MC641 £2250

YOKOGAWA
 2 Channel Chart Recorder 3047 £530

SIGNAL SOURCES
HEWLETT PACKARD
 203A Variable Phase Sine & Square Wave Generator 0.005Hz-60kHz £495

651B Oscillator 10Hz-10MHz. 0.1mV-316V into 50 or 600Ω Sine Wave only. Metered O/P £415
 608D VHF Signal Generator. 10-420MHz. 0.1μ V-O 5V into 50Ω AM: 0-95% £420
 608E VHF Signal Generator. 10-480MHz £450
 608F VHF Generator. 10-455MHz £450

612A UHF Signal Generator. 540-1230MHz £850
 4204A Decade Oscillator. 10Hz-1MHz £750
 8640A AM-FM Signal Generator. 500kHz-512MHz £1800

MARCONI INSTRUMENTS
 TF144H/4 AM Signal Generator. 10kHz-72MHz £750
 TF144H/4S AM Signal Generator. Same spec. as 144H/4 but hermetically sealed meters £550
 TF801D/1 AM Signal Generator. 10kHz-470MHz £400
 TF801D/8S AM Signal Generator. Similar spec. to TF801D/1 £600
 TF801D/5M1 AM Signal Generator. 10-400MHz 0.1 μV-1V into 50Ω. AM 0-90% @ 1kHz Demodulator output. 75MHz Crystal £450
 TF995B/2AM/FM Signal Generator. 200kHz-220MHz £675
 TF1066B/6 AM Signal Generator. 10-470MHz £675
 TF1101 R-C Oscillator. 20Hz-200kHz. Metered O/P £100
 TF1370A R-C Oscillator £275
 TF2000AF Oscillator. 20Hz-20kHz £325
 TF2012 UHF Signal Generator. 400-520MHz £900
 TF2005R Two Tone AF Signal Source. 2 identical oscillators 20Hz-20kHz + 10dBm O/P 0-111dB attenuator £299
 TF2101 MF Oscillator. 30Hz-550kHz £115
 TF2102M/1 AF Oscillator. 3Hz-30kHz £195
 TF2950/5 Mobile Radio Test Set. 65-108MHz. 138-180MHz. 420-470MHz. AM/FM Generator. 1kHz audio oscillator. RF power meter. AF mV/meter. AM/FM modulation meter £1250

RACAL
 9081 Synthesized Signal Generator. Frequency Range 5-520MHz. AM/FM. Phase & Pulse modulation £1900

SINGER
 FM-10 Decade Switched FM Signal Generator. Up to 500MHz £1200

PHILIPS
 PM5167 Function Generator. 1MHz-10MHz Sine, square ± pulse, ramp, triangle, single shot with variable phase £675
 PM5326X AM/FM Signal Generator. 100kHz-125MHz £735
 PM5127 Function Generator. Sine/square/triangle/pulse signals £395
 PM5108 Function Generator. Sine, square/triangle/pulse signals £395
 offset. TTL output. Stepped and continuous attenuation. Frequency range 1Hz-1MHz £250

TELONIC
 2003 Sweeper Main Frame c/w 3302, 3331, 3341, 3351, 3360 and 3370 modules. Frequency range 0-300MHz sweep width with 0-100% of the range 0-62dB O/P attenuator in 1dB steps. O/PZ 75 Sweep time 0.01-50S. Internal 5 & 10MHz markers. Internal AM/FM modulation. Internal detector £1150

TEXSCAN
 VS40 Sweep Generator. Frequency range 1MHz-300MHz £650
WAVETEK
 135 Lin/Log Sweep Function Generator. 0-2Hz-2MHz. 10V into 50Ω. Sine square triangle. Sweep time 10μS-10000S £275

SOUND LEVEL METERS
BRUEL & KJAER
 Sound Level Meter 2203 £500
GENERAL RADIO
 Portable Sound Level Meter, 1983 £190
 Portable Sound Level Meter 1981 £575
 1933 & 1935 Portable Sound Level Meter with data cassette recorder £2600

MISCELLANEOUS
BIOMATION
 16 Channel Logic Analyser 1650 £4100

BOONTON
 True R.M.S. Voltmeter 93A £375
BRADLEY
 DC Voltage Calibrator 126B £275
DATA LABS
 Power Line Disturbance Monitor £300
DYMAR
 LF Wave Analyser 1771 £375
 AM/FM Mod. Meter 1785 £300
 LF Distortion Meter 1765 £250

GERTSCH
 Complex Ratio Bridge CR1B £600
GENERAL RADIO
 Vibration Analyser 1911A £2100

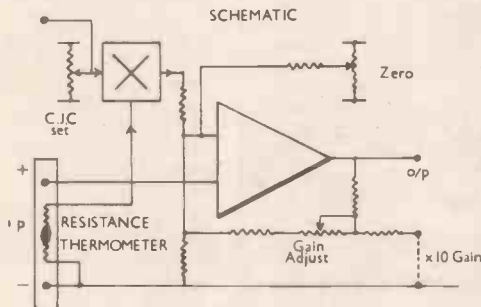
HEWLETT PACKARD
 Power Meter 432A+478 £450
 Camera 195A £295
 Camera 198A £200
 True R.M.S. voltmeter 3400A £505
 16 Channel Logic Analyser 1600A £2050

MARCONI INSTRUMENTS
 AF Transmission Test Set TF2332 £425
 Quantization Distortion Tester TF2343 £400
 Deviation Meter TF791D £195
 Electronic Voltmeters TF2604 £250
 Q meter system TF1245/46/47 £875
 Divider TF2422 £75
 Sine SQ. Pulse & Bar Generator TF2905 £450
 AM/FM Mod. Meter TF2300A £550
 RF Millivoltmeter TF2603 £525
 Diff. Voltmeter TF2606 £200
 D.F.M. TF2331 £475
 Wave Analyser TF2330A £725

PHILIPS
 Pulse Generator PM715 £575
 AC Millivoltmeter PM2454B £299
 Pattern Generator PM5501 £180
 Wow & Flutter PM6307 £275

THE COMPLETE SOLUTION TO THERMOCOUPLE AMPLIFICATION

- Programmable Cold Junction Compensation
- Complete with Adjustments
- Platinum R/T Stability for C.J.C.
- Zero Suppression/Elevation Built in
- Gain from 100 to 10000 Built in

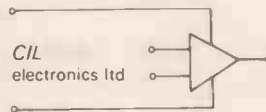



The Model TA100 thermocouple conditioning Unit is housed in a 50 x 50 x 15mm package and can be used to condition any type of thermocouple.

Simply dial in the Thermocouple sensitivity (in $\mu\text{V}/^\circ\text{C}$), set gain and zero, and the Unit automatically corrects for the Thermocouple you are using.

Gone are problems of different electronics for different applications . . .

THE ONE ANSWER



CIL Electronics Ltd
 14 Willowbrook Road,
 Worthing, Sussex BN14 8NA.
 Tel: Worthing (0903) 204646
 Telex: 87515 WISCO G ATT CIL

To obtain further information circle number **47**

WW—096 FOR FURTHER DETAILS

Z & I AERO SERVICES LTD.

Head Office: 44a WESTBOURNE GROVE, LONDON W2 5SF
 Tel. 727 5641 Telex 261306

RETAIL SHOP
 85 TOTTENHAM COURT ROAD, W.1
 Tel. 580-8403

SPECIAL OFFER OF BRAND NEW USSR MADE MULTIMETERS



TYPE	U4313	U4315
Sensitivity D.C.	20,000 o.p.v.	20,000 o.p.v.
Sensitivity A.C.	2,000 o.p.v.	2,000 o.p.v.
D.C. Current	60 μ A-1.5A	50 μ A-2.5A
A.C. Current	0.6mA-1.5A	0.5mA-2.5A
D.C. Volts	75mV-600V	75mV-1000V
A.C. Volts	15V-600V	1V-1000V
Resistance	1K-1M	300 Ω -500k Ω
Capacity	0.5 μ F	0.5 μ F
Accuracy	1.5% D.C. 2.5% A.C.	2.5% D.C. 4% A.C.

Price complete with pressed steel carrying case and test leads
 Packing and postage

£10.50 £10.50
 £1.50 £1.50



TYPE U4324	
D.C. Current	0.06-0.6-6-60-600mA-3A
A.C. Current	0.3-3-30-300mA-3A
D.C. Voltage	0.6-1.2-3-12-30-60-120-500-1200V
A.C. Voltage	3-6-15-60-150-300-600-900V
Resistance	500 Ω -5-50-500k Ω
Accuracy	D.C. 2.5% A.C. 4% (of F.S.D.)

PRICE complete with test leads and fibreboard storage case **£9.50**
 Packing and postage £1.20

TYPE U4323 COMBINED WITH SPOT FREQUENCY OSCILLATOR



Sensitivity	20,000 Ω /V
Voltage ranges	2.5-1000V A.C./D.C.
Current ranges	0.05-500mA D.C. only
Resistance	5 Ω -1M Ω
Accuracy	5% F.S.D.
Oscillator output	1kHz 50/50 squarewave 465kHz sinewave modulated by 1kHz squarewave

PRICE, in carrying case, complete with leads and manual **£8.00**
 Packing and postage £1.00

TYPE U4341 COMBINED MULTIMETER AND TRANSISTOR TESTER



Sensitivity	16,700 Ω /V D.C., 3,300 Ω /V A.C.
Current	0.06-0.6-6-60-600mA D.C., 0.3-3-0.30-300mA A.C.
Voltage	0.3-1.5-6-30-60-150-300-900V D.C. 1.5-7.5-30-150-300-750V A.C.
Resistance	2-20-200k Ω -2M Ω
Transistors	Collector cut-off current 60 μ A max D.C. current gain 10.350 in two ranges

PRICE, complete with steel carrying case, test lead, battery and instruction manual **£9.50**
 Packing and Postage £1.50

THIS OFFER IS VALID ONLY FOR ORDERS ACCOMPANIED BY REMITTANCE WHICH SHOULD INCLUDE DELIVERY CHARGES AS INDICATED AND 15% V.A.T. ON THE TOTAL

OUR 1978 CATALOGUE/PRICE LIST OF VALVES, SEMICONDUCTORS, PASSIVE COMPONENTS AND TEST EQUIPMENT IS AVAILABLE. PLEASE SEND P.O. for £0.30 FOR YOUR COPY

WW—048 FOR FURTHER DETAILS

Appointments

Advertisements accepted up to 12 noon Monday, January 21st for February issue, subject to space being available.

DISPLAYED APPOINTMENTS VACANT: £10.00 per single col. centimetre (min. 3cm).
LINE advertisements (run on): £1.50 per line, minimum three lines.
BOX NUMBERS: 70p extra. (Replies should be addressed to the Box Number in the advertisement, c/o Wireless World, Dorset House, Stamford Street, London SE1 9LU.)
PHONE: Neil McDonnell on 01-261 8508
Classified Advertisement Rates are currently zero rated for the purpose of V.A.T.

ELECTRONICS TEST ENGINEERS

Staying true to type is our business.

We're Linotype-Paul, world leaders in the design, development and marketing of an advanced range of photo-typesetting equipment. Our highly sophisticated computer-controlled machines are revolutionising the graphics industry and setting increasingly higher standards of type production. Keeping our systems on the leading edge of technology is our aim — and to back us in our efforts, we need more skilled electronics test engineers.

If you have 2-3 years experience of testing complex digital equipment, ideally reinforced by ONC or

**We need your skills
to stay true to**

type

equivalent, you could build a great career with us. A knowledge of analogue circuitry would be an added advantage.

The work is deeply interesting and stimulating — and never routine. Staff facilities include superb working conditions, sick pay scheme, a subsidised canteen and relocation expenses where appropriate.

And salary structures are highly competitive.

Posts are open to both men

and women. For full details, write or telephone to the Personnel Department, Linotype-Paul Limited, Runnings Road, Cheltenham. Tel: Cheltenham 45001.

Linotype-Paul

(9827)

THORN CONSUMER ELECTRONICS LTD.

Advance Study Engineer

Thorn Consumer Electronics Limited, leading manufacturers of television and audio equipment in the U.K. wish to appoint an experienced Engineer for their Advance Study Group situated in the Research and Engineering Centre at Enfield.

The successful applicant will join a team investigating new ideas and systems including digital techniques and microprocessors as well as modern analogue methods.

He/she should preferably be under 35 years of age with a degree or H.N.C. or relevant experience, recent graduates will be considered.

Please apply in writing to:

**The Personnel Manager (ASE/WW),
Thorn Consumer Electronics Limited,
Great Cambridge Road, Enfield, Middlesex EN1 1UL
or telephone 363 5353 extension 2201 for an application form.**



(9948)

UWIST

University of Wales

**DEPARTMENT OF PHYSICS
ELECTRONICS AND
ELECTRICAL ENGINEERING**

**M.Sc./DIPLOMA COURSE
IN ELECTRONICS**

Applications are invited for places in the full-time one-year M.Sc./Diploma course in Electronics, commencing October 1, 1980.

Further details and application forms (returnable as soon as possible) may be obtained from the Academic Registrar, UWIST, Cardiff CF1 3NU.

(9914)

AMPEX

AMPEX
MOSCOW
1980



OFFICIAL SUPPLIERS

AMPEX CORPORATION, a world leader in analogue and digital data recording technology, has been designated the official supplier of video recording and magnetic tape products to the 1980 Moscow Olympics.

Early in 1980 the Group's Training Department in Reading will need an additional

INSTRUCTOR

IN BROADCAST TELEVISION COLOUR CAMERAS AND VIDEO TAPE RECORDERS

This is an opportunity to join a company in the forefront of technological innovation in a position involving contact with engineers from all over the world and some overseas travel.

The essential qualification are:

- ★ experience as, or personality to become, an expert instructor training engineers of many nationalities.
- ★ sound knowledge of advanced electronics, particularly in the broadcast television field.
- ★ sound knowledge of foreign language would be useful.

An attractive salary and benefits package is offered.

Please telephone **Clive Legg** on Reading 85200, Ampex Great Britain Limited, Acre Road, Reading, Berks.

(9906)

QUEEN ELIZABETH COLLEGE
Kensington
(University of London)

ELECTRICAL LABORATORY/ WORKSHOP TECHNICIAN GRADE 5

Technician needed with particular interests in electrical safety aspects of equipment and instruments in science laboratories. Work will involve inspection of existing and new equipment, advice on installation, drawing up (in conjunction with College Safety Officer) safety checking schedules. Knowledge of electronics useful, but post will be located in Electronics Unit, which will provide assistance. Maintenance and repair also involved.

Salary in range £3,700 - £4,320 p.a. (under review) plus London weighting of £780 p.a.

Applications with brief particulars of education and experience to the College Secretary, Queen Elizabeth College, Campden Hill Road, London W8 7AH. (9944)



**CAPITAL
APPOINTMENTS LTD.**

FREE JOBS LIST

for
FIELD SERVICE ENGINEERS
BASIC SALARIES TO
£8,000 + CAR

(9879)

30 Windmill Street, London, W1
01-637 5551

**TESTERS, TEST TECHNICIANS,
TEST ENGINEERS.** Earn what you're really worth in London working for a World Leader in Radio & Telecommunications. Phone Len Porter on 01-874 7281, or write: **REDIFON TELECOMMUNICATIONS Ltd.**, Broomhill Road, Wandsworth, London, SW18. (9856)

ANTENNA SALES ENGINEER

Unusual opportunity for introducing Kathrein FM, TV and communication transmitting antennas to UK customers and to increase sales of Spinner and Kabelmetal products in same market.

The job entails calling on existing customers throughout the UK, developing new customers, the preparation of quotations and tenders and assisting customers with their technical problems.

The successful candidate will be over 25 and preferably have good sales ability, suitable experience and qualifications. A good salary and an above average car will be offered. Four weeks' holiday per annum and a non-contributory pension scheme complete the package.

Please apply in writing, marked confidential, to:

The Managing Director

Hayden Laboratories Limited

Hayden House
Churchfield Road
Chalfont St Peter, Bucks

HAYDEN

(9918)

Foreign and Commonwealth Office

Telecommunications Officers

... in London and at Hanslope Park, Milton Keynes, for work in the installation, modification, maintenance and operation of HF, VHF, UHF and microwave receivers, associated test equipment, recorders, telephone and teleprinter equipment, electronic ancillary apparatus (some using analogue and digital techniques), voice frequency telegraph and other specialised equipment.

Candidates must have served an apprenticeship or have had equivalent training. They should normally have 3 years' relevant experience, and hold ONC in Engineering (with pass in Electrical Engineering 'A') or Applied Physics or TEC/SCOTEC certificate or equivalent qualification in a relevant subject. **Ex-Service personnel** who have had suitable training and at least 3 years' appropriate service (as Staff Sergeant or equivalent) will also be considered.

Salary: £4,575-£6,100; London £780 more. Starting salary may be above the minimum for those with additional relevant experience. Promotion prospects. Non-contributory pension scheme.

For further details and an application form (to be returned by 17 January, 1980), write to Civil Service Commission, Alencon Link, Basingstoke, Hants RG21 1JB, or telephone Basingstoke (0256) 68551 (answering service operates outside office hours). Please quote T/5274.

(9943)

IMPERIAL COLLEGE
DEPARTMENT OF CHEMICAL
ENGINEERING AND CHEMICAL
TECHNOLOGY

ELECTRONIC TECHNICIAN GRADE 5

A Technician is required to join a small enthusiastic team of Engineers engaged on a variety of interesting and challenging projects involving the application of modern electronic techniques within the department for both teaching and research.

The successful candidate will be expected to work in close liaison with academic and technical staff, and must be able to produce the necessary equipment from initial designs.

A basic knowledge of analogue and digital techniques is required and some experience of computer interfacing and microprocessors would be an advantage.

Minimum qualifications are ONC or equivalent together with relevant experience. Salary in the scale £4,480-£5,100 inc., under review 1.10.79 with further minimum increase of £226-£264 from 1.4.80.

Post is superannuable; there is a generous sick pay scheme. The working week is 37-and-a-half hours; 5 weeks' annual holiday plus several days in addition to public holidays at Christmas and Easter. There is a modern staff club and excellent facilities with sports centre and swimming pool.

Please apply to Mr. J. S. Oakley, Departmental Superintendent, Chemical Engineering Department, Imperial College, South Kensington, S.W.7. Tel. 01-589 5111, ext. 1912. (9936)

KING'S COLLEGE, LONDON ELECTRONICS TECHNICIAN

For interesting work in busy Physics Research Department including construction, repair and maintenance of equipment. Experience in integrated circuits and digital electronics desirable. Good conditions. 5-weeks' annual holiday. Superannuation scheme. Interest-free loans for annual rail season tickets. Salary on scale £4,480 p.a. to £5,100 p.a. inclusive (under review).

Apply in writing with full details to: The Head Clerk (Ref. 221743WW), King's College, London, Strand WC2R 2LS. (9935)

Success is simply a matter of Luck — ask any failure — Earl Wilson.

Digital Engineers — get lucky in

FIELD SERVICE

To register for wide choice of field service positions—

Ring 01-464 7714
Ext. 502, 24 hours

LOGEX

ELECTRONICS RECRUITMENT SERVICE

309 HIGH ROAD, LOUGHTON, ESSEX, IG10 1TD
01 502 1569/0937 01 464 7714 EXT 502 (9927)

TOP JOBS IN ELECTRONICS

Posts in Computers, Medical, Comms, etc. ONC to Ph.D. Free service.

Phone or write BUREAUTECH AGY, 46 SELVAGE LANE, LONDON, NW7. 01-959 3517. (8994)

Career Opportunities in Audio Electronics

Dolby Laboratories®

The UK operation of this international name in audio electronics manufactures a comprehensive range of professional noise reduction systems which is employed world-wide in the broadcasting,

recording and film industries. Dramatic increase in world demand has stimulated the company's development, creating the following exciting career opportunities.

Application Consultants c. £9,000

Reporting to the International Marketing Director, the prime responsibility will be the provision of a full technical consultancy to professional users. Major activities will include advice on installations and equipment compatibility in cinemas and studios; training installation and service technicians; distributor and end-user liaison; field servicing and trouble-shooting operational problems; and sound consultancy during film dubbing.

Candidates are likely to have a broad-based audio background ideally including practical experience in electronics, as well as professional recording and mixing. Essential personal qualities include the ability to work with considerable autonomy and flexibility to high professional standards. World-wide travel is involved for which a working knowledge of a European language would be an advantage. Ref: AA57/7146/WW.

Production Engineers (Electromechanical & Electronic) c. £7,000

Reporting to the Production Director, the principal responsibilities of these posts will include the introduction of new products to line production; production improvements/trouble-shooting; modification control; and liaison with the California-based R & D team. The electromechanical engineer will have prime responsibility for all mechanical aspects of production, with major emphasis on assembly processes; jig, fixture and tool design; and packaging. The electronics engineer will have responsibility for defining test procedures

and for the design, development, specification, and/or procurement of test equipment. An analogue background is desirable. Candidates, probably in their mid-20s to 30s, will be of graduate or equivalent status, and should be able to demonstrate an ability to produce reliable, cost-effective solutions. Considerable autonomy is offered; experience gained in a small-company environment would be an advantage. Ref: TE61/7147/WW.

Inspection Supervisor c. £7,000

Reporting to the QA Manager, the Supervisor will assume full responsibility for inspection of 'in-house' assembly operations. Key tasks will be the motivation, control, training and development of the inspection team, and the preparation and analysis of inspection reports and quality investigations to improve both quality standards and

cost-effective production. This post is likely to appeal to young electronics engineers (from age 23 years) who seek a stepping stone into line management. The attractive salaries will be supplemented by competitive benefits which include relocation assistance. Location: London SW9. Ref: W61/7149/WW.

Initial interviews are conducted by PA Consultants. No details are divulged to clients without prior permission. Please send brief career details or write for an application form, quoting the appropriate

reference number on both your letter and envelope, and advise us if you have recently made any other applications to PA Personnel Services.

PA Personnel Services

Hyde Park House, 60a Knightsbridge, London SW1X 7LE. Tel: 01-235 6060 Telex: 27874



A member of PA International

(9928)

AMPEX



BROADCAST VTR ENGINEERS

FOR MIDDLE EAST AND AFRICA BASED IN ATHENS

We seek HNC calibre Electronics Engineers or those with equivalent experience, to whom product training will be given. They will be required to travel and work independently and to join our highly professional team serving this area from its Regional Office in Athens.

Salaries reflect the demanding nature of the job. Assistance with relocation, rent, education expenses will be given. Pension, medical expenses and insurance.

Write fully to Don Cameron, AMPEX, P.O. Box 45, Halandri, Athens, Greece, or for application form from Clive Legg, Ampex Great Britain Ltd., Acre Road, Reading, Berks. on Reading 85200.

The Group parent company, Ampex Corporation, has been designated the official supplier of video recording and magnetic tape products to the 1980 Moscow Olympics.

(9915)

London Borough
or Bromley
**RAVENSBORNE COLLEGE
OF ART AND DESIGN**

SENIOR ENGINEER

TELEVISION AND BROADCASTING

A senior television broadcast engineer is required to manage a small engineering section of the television department. Duties will include installation and maintenance of the broadcast standard colour television installations which are used by the department.

The successful applicant should be qualified to H.N.D. level with recent experience in the un-supervised maintenance of colour television broadcast studio and video systems, including cameras and quadruplex video tape equipment.

Salary on grade T5 within the range £5610 to £5937 including London Weighting.

Further details and application forms from the: **Registrar, Ravensbourne College of Art and Design, Walden Road, Chislehurst BR7 5SN.**

(8899)

Electronic Engineers – What you want, where you want!

TJB Electrotechnical Personnel Services is a specialised appointments service for electrical and electronic engineers. We have clients throughout the UK who urgently need technical staff at all levels from Junior Technician to Senior Management. Vacancies exist in all branches of electronics and allied disciplines - right through from design to marketing - at salary levels from around £4000 to £8000 p.a.

If you wish to make the most of your qualifications and experience and move another rung or two up the ladder we will be pleased to help you. All applications are treated in strict confidence and there is no danger of your present employer (or other companies you specify) being made aware of your application.

TJB ELECTROTECHNICAL
PERSONNEL SERVICES,
12 Mount Ephraim,
Tunbridge Wells,
Kent. TN4 8AS.

Tel: 0892 39388



Please send me a TJB Appointments Registration form:

Name

Address

(9238)

THE POLYTECHNIC OF CENTRAL
LONDON
Engineering Division

ELECTRICAL WORKSHOP/ LABORATORY TECHNICIAN GRADE 3

Salary: £3456-£3861 inclusive of London Allowance (Under Review)

Technician required for an expanding group working in communication and computer fields. Experience in electronics and workshop practice necessary. Workload includes laboratory and research projects.

The following qualifications are required: ONC with 3-5 years' experience (inclusive of training) or the equivalent and/or appropriate industrial experience.

Application form and further details from the Establishment Officer, PCL, 309 Regent Street, London W1R 8AL. (Tel: 01-580 2020 ext. 212).

(9894)

TELECOMMUNICATIONS ENGINEER

Salary £7,000

Good all round engineer required for an International Company with worldwide telecommunication network.

Good knowledge of telecommunications peripherals and multiplexing. Facsimile experience an advantage. Some international travelling will be necessary.

Apply in the first instance to:

Miss L. J. Walker, United Press International, 8 Bouverie Street, LONDON EC4Y 8BB.

(9909)

How to get second interviews without having first ones, you have to cut a few corners.

All too often, first interviews are unnecessary.

You provide a mass of information for the second or third time.

You're screened by comparatively junior people.

And you have to invent some excuse for being away from your own job at an inconvenient time.

Second interviews are when it all happens.

You meet the decision-makers and you know they're interested.

Lansdowne can save you from wasteful first interviews.

Just fill in and send us this coupon and you will receive our 'First Interview' form.

And, because we have access to the

opportunities in over 3,000 companies, large and small, we can match you with the situations that might suit you.

The employer will then get in touch with you directly and invite you to what is, in effect, a second interview.

From then on, it's up to you.

As you'd expect from Britain's most professionally respected register, we maintain total confidentiality throughout.

And you can specify those companies to which you do not want your particulars sent.

Cutting corners could save you a great deal of time.

Why not cut a few right now?

**Lansdowne Appointments Register,
Design House, The Mall, London W5 5LS.
Tel: 01-579 2282 (24 hour answering service).**

CUT HERE

CUT HERE

Our clients would like to meet men and women, aged 20-40 years,
earning between £4,000 and £8,000, from any of the following areas —
(please tick where appropriate).

- Service Engineers Audio Engineers Technicians
 Test Engineers Sales Engineers

Name _____

Address _____

WW12/12

**Lansdowne Appointments Register, Design House, The Mall,
London W5 5LS. Tel: 01-579 2282. (24 hour answering service).**

Lansdowne

CUT HERE

CUT HERE

(9959)

RADIO OFFICERS

If your trade or training involves radio operating, you qualify to be considered for a Radio Officer post with the Composite Signals Organisation.

A number of vacancies will be available in 1980/81 for suitably qualified candidates to be appointed as Trainee Radio Officers. Candidates must have had at least 2 years' radio operating experience or hold a PMG, MPT or MRGC certificate, or expect to obtain this shortly.

On successful completion of 40 weeks' specialist training, appointees move to the Radio Office Grade.

Salary Scales:

Trainee Radio Officer	Radio Officer
Age 19 £3271	Age 19 £3961
Age 20 £3382	Age 20 £4107
Age 21 £3485	Age 21 £4243
Age 22 £3611	Age 22 £4359
Age 23 £3685	Age 23 £4571
Age 24 £3767	Age 24 £4854
Age 25+ £3856	Age 25+ £5166

then by 5 annual increments to £6981 inclusive of shift working and Saturday, Sunday elements.

For further details telephone **Cheltenham 21491 Ext. 2269**, or write to the address below.



Recruitment Office

Government Communications Headquarters

Oakley, Priors Road, Cheltenham GL52 5AJ (9493)

MARTIN-BAKER (ENGINEERING) CO. LTD.

has a vacancy for an

ELECTRONIC TECHNICIAN

AT CHALGROVE AIRFIELD, OXFORD

The successful applicant will be required to assist small team, on commissioning and operation of telemetry and instrumentation systems for ejection seat trials.

QUALIFICATIONS — Ability to make prototype units from rough drawings and test to specifications using standard test equipment. Knowledge and experience of U.H.F. Trans/Recs., tape recorders and logic systems. (Gained as a radio amateur perhaps).

Salary range £5500-£5700 per annum. Weekly paid. 40-hour week. 22 days' holiday per year, non-contributory pension scheme after five years.

Enquiries to: **Mr. G. B. Thompson, Martin-Baker (Eng) Co. Ltd., Chalgrove Airfield, Oxford OX9 7RJ. Telephone: 0865-890251.**

(9807)

Editorial writer for Wireless World

Wireless World needs a new person on its editorial staff. Technical experience in electronics and/or communications and an ability to write are essential. The work is varied and includes writing technical news reports and other material, attending meetings, exhibitions, press conferences and other events, some abroad, and editing contributed technical articles. A good deal of freedom will be given to a person who shows ability and responsibility. Preferred age range 25 to 35.

**Write to: The Editor
WIRELESS WORLD
Dorset House, Stamford Sreet
London SE1 9LU**

(947)

TELEVISION PROJECTS ENGINEERS

We have vacancies in our expanding Projects Section for Junior and Intermediate engineers. Responsibilities cover all stages of custom-built vision/audio switching system manufacture from customer liaison through design, production and test to final acceptance.

The positions offer the chance for energetic engineers with initiative to join a small, expanding company manufacturing and supplying electronic equipment to many professional TV broadcasters in the UK and Europe. A certain amount of travel here and abroad could be involved.

In particular this opportunity would suit engineers possessing some experience in electronic testing wishing to expand their horizons and gain experience in television broadcast systems.

In addition to a good salary the company offers profit-sharing and non-contributory pension schemes, free BUPA membership, a friendly environment in rural settings and excellent career prospects.

For more details contact David Steel at:

pro-bel
LIMITED

TERRACE ROAD, BINFIELD, BRACKNELL
BERKSHIRE, RG12 5DN, ENGLAND
telephone BRACKNELL (0344) 56969/56960

(9958)

APPOINTMENTS IN ELECTRONICS £5 - £10,000

Take your pick of the permanent posts in:

MISSILES — MEDICAL COMPUTERS
RADAR — COMMS MICROPROCESSOR
HARDWARE — SOFTWARE

For free expert advice and immediate action on salary and career improvement, phone or write to, Mike Gernat BSc.

Technomark
Engineering and Technical Recruitment

11 Westbourne Grove
London W2. 01-229 9239

(9257)

VIDEO ENGINEERS

Experienced Video Engineers are required for important work, mainly in the field of high security systems. Some work on short contracts is available in the Middle East, North Africa etc, if required, but not mandatory. A company car, pension scheme and generous salary can be expected but loyalty and a determination to do the job well are necessary. We are looking for Engineers who expect to earn £4,000 - £7,000.

Please apply to:

**ANDROMICA (T.V.) LTD.
34 Rockingham Road
Uxbridge, Middlesex
Tel. Uxbridge 57971**

(9956)

HNC Level Engineers~

(Electrical or Electronic)

Train for the future as a Broadcast Transmission Engineer

Through our network of over 500 transmission stations the IBA is responsible for the transmission of all Independent Television and Local Radio services. With a steadily increasing number of stations, the preparations for the fourth television channel and more local radio stations now underway we are taking on increased responsibilities.

We take great pride in the fact that our system is one of the best in the world and great importance is placed on maintaining the efficiency of the service. To do this we have teams of highly trained and experienced engineers all over the country.

Internal promotions and continued expansion have created a number of opportunities for H.N.C. or H.T.C. or equivalent level engineers (male or female) to train for a challenging future. Our carefully devised training programme, which will commence this summer, can lead to a recognised Diploma and combines theoretical study and practical training. This comprehensive training is a step beyond traditional learning and gives a grounding in broadcast engineering that is second to none. Naturally, course fees, accommodation and meals will be paid during the course. A full driving licence is required, but if you do not already have one, we will assist you by arranging and paying for instruction.

On the satisfactory completion of the training programme, your salary will be £5,880 per annum and then rise annually to £7,280 per annum, with further progression to £8,202 per annum. (During the training period you will receive a salary of up to £4,700 per annum, depending upon experience.)

At higher levels it will be up to you to demonstrate your ability as promotions are based on internal competition - all of our Regional engineering managers started their careers at transmitting stations.

Employment benefits include Free Life Assurance and Personal Accident Schemes, a Contributory Pension Scheme, generous relocation expenses and subsidised mortgage facilities.

Please write or telephone Mike Wright for a fully illustrated information package and application form, at IBA, Crawley Court, Winchester, Hampshire SO21 2QA. Telephone: Winchester 822574.



IBA

INDEPENDENT
BROADCASTING
AUTHORITY

(9920)

DESIGN ENGINEER

Thorn Consumer Electronics Limited, leading manufacturers of television and audio equipment in the U.K., wish to appoint an experienced Design Engineer for their Research and Engineering centre at Enfield.

The successful applicant will join a team investigating new ideas and systems for the television industry and should have a degree or equivalent, with at least two years in television design, with some digital design experience, and be preferably under 35 years of age.

The ability to work on his/her own initiative, liaising with internal development departments and outside suppliers is essential.

Please apply in writing, stating age, experience and qualifications to:



The Personnel Manager, (DE/WW),

THORN CONSUMER ELECTRONICS LTD.
Great Cambridge Road, Enfield, Middlesex, EN1 1UL. (9949)

ITA EXPANSION

We need more high-calibre engineers conversant with current recording equipment. Applicants must be able to assume responsibility in return for attractive salary and secure future.

Apply: Chief Engineer
ITA, 1-7 Harewood Avenue
Marylebone Road
London, N.W.1
01-724 2497 (9921)

CAPITAL APPTS.

FREE LISTS

Of Design/Development and Test Jobs
Permanent and Contract

To £8,500 (8782)

637 5551 day; 636 9059 eve

JUNIOR DEVELOPMENT ENGINEERS ELECTRONICS

John Player and Sons, a leading manufacturer of tobacco products, offer the opportunity to young electronics engineers to gain valuable practical experience in industrial electronics.

Vacancies exist for work in the Machinery Evaluation Section where new generation cigarette making and packing machines are undergoing pre-production trials. These machines are equipped with increasing numbers of modern electronic control circuits using the latest technological advances including microprocessors.

The successful applicants will undergo a period of familiarisation, look after specific machines during the evaluation period, be involved in the development of special features as well as devising evaluation aids and ultimately in the training of others in the maintenance of these machines on the production floor.

We are looking for men or women who are qualified to HNC or equivalent, and who have 2 years' experience in one or more of the following areas:

- a) electronic control and logic circuits
- b) process control systems
- c) microprocessors

A knowledge of the tobacco industry is not essential.

We offer a starting salary of £5,500 per annum together with other benefits associated with a large progressive company including relocation assistance where applicable.

Application forms can be obtained by phoning Nottingham (STD 0602) 787711 Extension 345 or writing to:

Lorna Blayney
JOHN PLAYER AND SONS
Nottingham NG7 5PY (9902)



ROHDE & SCHWARZ

Independent concern represented in 80 countries

SENIOR TEST AND CALIBRATION ENGINEERS

With a background in RF and microwaves, experienced in analogue, digital techniques, logic and microprocessor controlled ATE.

also vacancies exist for

TEST & CALIBRATION ENGINEERS

with knowledge of one or more of the above techniques.

We offer an exceptional salary ★ Performance related bonus scheme ★ Training abroad ★ Prospects of promotion ★ A wide variety of work ★ A happy atmosphere ★ Non-contributory pension scheme ★ Subsidised restaurant.

Please write or phone to:

Mr. Z. Eres (Technical Manager) extension 43.

Electronic Instruments & Communications Equipment

aveley
electric LTD

Roebuck Road
Chessington
Surrey KT9 1LP
01-397 8771 (9757)

Manufacturers of professional film and video equipment now need the following staff:

ELECTRONICS DESIGNER

An engineer with some experience is required to join a small design team working on a variety of projects. Fields of interest include logic, analogue and power control circuits. The level of work would suit a Graduate or someone with relevant design experience.

ELECTRONICS TECHNICIANS

There are vacancies for test personnel for fault finding and general testing of PCB's and equipment. Some experience of logic and analogue circuits is essential.

The above vacancies are suitable for men or women. If you are interested in either of them please telephone Nigel Gardiner on 01-543 3131, or come along and see us.

PAG GROUP
565 KINGSTON ROAD, RAYNES PARK
LONDON, SW20 (9955)

GUERNSEYMEN

come home, we need you here!

We have vacancies for, **ELECTRONICS ENGINEERS** and a **DRAUGHTSMAN**

We are forming a Product Development group within our company here in Guernsey which will be involved in the introduction, appraisal, and design of new products aimed at our European Markets.

We are in the business of manufacturing data communications equipment including sophisticated microprocessor - based monitoring and test equipment. We have immediate vacancies for Engineers with experience in one or more of the following areas: Systems, Analogue, Software, and digital design. We also have a vacancy for a Draughtsman with electronics experience.

Applicants, who must have Guernsey residential qualifications are invited to attend the Personnel Manager giving details of experience and qualifications.

Dynatech DATA COMMUNICATIONS LTD
Place du Commerce, Bouet, St.Peter Port, Guernsey
Telephone 0481 28475

SOUTHERN ELECTRICITY
Littlewick Green, Maidenhead

SECOND ENGINEER (TELECOMMUNICATIONS)

**CHIEF ENGINEER'S DEPARTMENT
HEAD OFFICE**

SALARY WITHIN THE RANGE £6,830-£8,955 PER ANNUM

Applications are invited for the above post in the Technical Services Section of the Chief Engineer's Department.

The successful applicant will be part of a team engaged in the design, commissioning, and subsequent maintenance of telecommunications systems throughout the Southern Electricity Board, and must be able to spend periods away from Head Office when carrying out these duties.

Schemes in progress include telecontrol, data communications, medium capacity microwave links, multi-channel line circuits and radio and line telephony systems. Applicants should have had experience in some of this work and preferably be in possession of suitable technical qualifications.

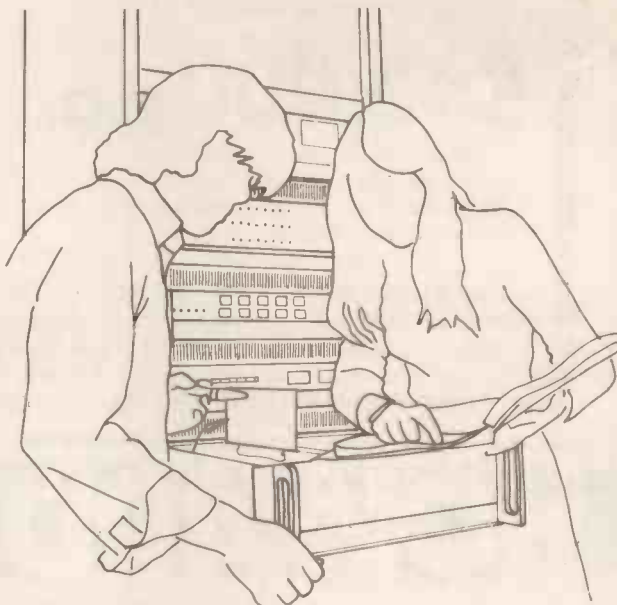
The successful candidate will be required to drive a motor vehicle which may be either a private car or a Board-owned car.

Appropriate relocation assistance will be provided.

Applications on forms obtainable from the Secretary, Southern Electricity, Southern Electricity House, Littlewick Green, Maidenhead, Berks., SL6 3QB, and returned to him quoting 76/79 by not later than January 11, 1980.

(9916)

Professional Careers in Electronics



All the others are measured by us...

At Marconi Instruments we ensure that the very best of innovative design is used on our range of communications test instruments and A.T.E. We have a number of interesting opportunities in our Design, Production and Service Departments and we can offer attractive salaries, productivity bonus, pension and sick pay schemes together with help over relocation. If you are interested to hear more, please fill in the following details:-

Name _____ Age _____

Address _____

Telephone Work/Home (if convenient) _____

Years of experience 0-1 1-3 3-6 Over 6

Present salary £2,500- £3,500- £4,500- over
 3,500 4,500 5,500 £5,500

Qualifications None C & G HNC Degree

Present job _____

Return this coupon to John Prodger, Marconi Instruments Limited, FREEPOST, St. Albans, Herts, AL4 0BR. Tel: St Albans 59292

FIELD ELECTRONICS ENGINEERS

Gardline Surveys are a leading Hydrographic and Geophysical Survey Company providing shipping, offshore positioning and site investigation services to oil companies and other clients.

Due to continuing expansion we have vacancies for the following personnel:

SEISMIC ENGINEERS—with a strong electronics background, a familiarity with digital acquisition systems and preferably with marine or shallow marine operations.

UNDERWATER SYSTEMS ENGINEERS—with a sound background in electronics and an aptitude for practical work and fault finding. Gardline operates a variety of equipment including Huntec Deep Tow Boomers, E. G. and G. Sidescan Sonars, Magnetometers, Sparkers, etc. Experience with one or more of these systems is desirable but not essential.

POSITIONING ENGINEERS—with experience in the field of survey vessel navigation or oil rig positioning. Gardline operates a variety of positioning systems including Satellite Navigation, 2MHZ Systems, Syledis and Trisponder. A computer and track plotter are usually used in conjunction with the above equipment. Familiarity with digital techniques and the ability to fault-find desk top calculators would be an advantage.

Whilst formal qualifications are an advantage, experience and the ability to work effectively in a field environment is considered to be of prime importance. We expect our engineers to be adaptable and willing to learn to use systems that they are not familiar with at present.

Employment will be based at Great Yarmouth or if required Aberdeen. Operations are primarily North Sea based but there are good prospects of overseas employment through our branch offices in Houston and Sharjah (U.A.E.).

Salary is fully negotiable and with sea pay is likely to be around £8,000.

There is a company pension scheme and 4 weeks' annual leave plus roster leave accrued whilst at sea.

Applicants should write or telephone **The Technical Manager, Gardline Surveys, Oilmar House, Admiralty Road, Great Yarmouth, Norfolk. Tel. Great Yarmouth (0493) 50723.**

(9926)



Marconi Instruments

A GEC MARCONI ELECTRONICS COMPANY

(9200)

HOLLAND

Holland, the most 'English' country in continental Europe offers you high salaries and excellent opportunities for advancement.

If you have the following background you could earn around

£13,000 p.a.

on a long-term contract in Holland.

We have an immediate need for:
Technical Authors and/or Instructors
with either an electronics, radar/sonar
or weaponry background.

Contact Norma Baxter on 01-952 8092
or evenings between 6pm and 8pm on 01-207 1725.

The Howard Organisation enjoys an international reputation
and you are invited to benefit from our experience and success.

Howard Organisation International Ltd
Employment Business Section
Russell House, 140 High Street, Edgware, Middx HA8 7BS

HOWARD

(9922)

ENGINEER for Deaf Teaching Equipment (MALE OR FEMALE)

£4,317-£4,770

Epsom

For the Media Resources Centre, Glyn House, Church Street, Ewell. To carry out on-site service/repair work to electronic equipment used for teaching deaf children (VHF radio microphones, speech trainers, group hearing aids, audiometers, etc). To remove from site and repair in Ewell workshop those items best serviced by bench work. You will be expected to travel from school to school and school to base in your own vehicle, for which Casual User car allowance will be paid. You will be expected to diagnose and repair the special equipment as necessary, working alone in schools.

Proven ability to carry out the above work and a current driving licence are essential requirements. The Centre is situated within easy access to public transport and ample free car parking is available on-site.

Application form from Media Resources Centre, Tel. 01-393 0208.



SURREY
COUNTY COUNCIL

(9939)

TAITO

ELECTRONICS ENGINEER

An enthusiastic and self-motivated engineer required to work on the latest microprocessor controlled coin operated video games, with a rapidly expanding company in the leisure industry.

Applicants should possess a good working knowledge of fault finding techniques to component level.

Excellent working conditions and highly competitive salary for the right candidate.

Applications (in writing) should be addressed to the Personnel Officer,

TAITO ELECTRONICS LIMITED
264 Water Road, Wembley, Middx.

(9957)

MINISTRY OF DEFENCE

require

Telecommunications Professional and Technology Officers III

for

BRITISH FORCES GERMANY

For (a) management and development planning for a private telephone network, (b) maintenance and repair of a multi-channel radio and relay network, (c) maintenance and repair of a colour TV transmission system. Candidates should be British Subjects, hold a current British driving licence, and must possess a City and Guilds certificate for telecommunications technical final or Part II (or intermediate plus 3 B subjects, which must include mathematics and tele-communications principles) or radio television and electronics technicians final or Part II, or an equivalent or higher acceptable qualification. Candidates must have served a recognised apprenticeship or had equivalent training and have at least three years' appropriate operating experience. Ex-Service candidates who do not fulfil the above requirements will be considered only if, after completing a course of approved technical training they have served for at least three years in an approved technical capacity in HM Forces with the rank of Staff Sergeant or equivalent. A knowledge of German, although not essential, would be an advantage.

Salary: £4984-£5551 (currently under negotiation) plus an allowance equal to Inner London Weighting of £780 and Foreign Service allowance ranging from £1365-£2810. There are additional grants and allowances dependent on individual circumstances.

For further information and an application form (to be completed and returned by 18th January, 1979) please write, quoting reference NW to: Ministry of Defence, CM(S)3e2, Room 317, Adelphi, John Adam Street, London WC2N 6BB, or telephone 01-217 4677/5128.

(989)

YOUR CAREER STARTS HERE
with

GELLER BUSINESS EQUIPMENT LTD.

London, W.1

This company, leading distributors of electronic point of sale systems and up market calculators, needs

1. JUNIOR ELECTRONIC TECHNICIAN

(aged 18 approx.) to train in fault locating and repair of printed circuit boards and associated equipment.

Some formal qualifications desirable, but enthusiasm and ability to benefit from training are equally important.

2. SENIOR ELECTRONIC TECHNICIAN

(aged 24 approx.). City & Guilds standard to work with 'state of the art' microprocessor based units.

Following training, the work will involve modification and programming advanced electronic cash registers and educating users.

THESE JOBS OFFER TOP PAY RATES AND FULL OPPORTUNITY TO DEVELOP TALENTS, FURTHER KNOWLEDGE AND ENCOURAGE THE ENTHUSIASTIC.

OUR TECHNICAL SECTION COMPRISES A SMALL GROUP OF YOUNG, FRIENDLY PEOPLE, WHO WORK AS A TEAM AND DEVELOP THEIR ABILITY BY MUTUAL ASSISTANCE.

Write fully or Telephone:

Norman Geller
GELLER BUSINESS EQUIPMENT LTD.
15 PERCY STREET,
TOTTENHAM COURT ROAD
LONDON W1P 0EX
Telephone No. 01-580 1614



(934)

Senior Electronics Engineer

for component and standards evaluation

GEC-Computers is a world leader in the design, development and manufacture of highly sophisticated computers for both commercial and military applications.

Within the Techniques and Components Section of our Engineering Department at Borehamwood, we now require a Senior Electronics Engineer to work on a wide variety of components ranging from the latest semiconductor devices through to state-of-the-art printed circuit boards.

It's a job calling for a man or woman qualified to degree, HNC or equivalent level with several years' sound practical experience of component and standards evaluation, application rules and packaging techniques. Specialist training can, however, be given where specific experience is lacking.

We offer a competitive salary; attractive benefits, including assistance with relocation expenses, and the opportunity of working in a challenging environment as a member of a highly professional team.

Write with details of experience to Ivan Hickmott, GEC-Computers Limited, Elstree Way, Borehamwood, Herts. WD6 1BR. Telephone: 01-935 2030.



1979
The Queen's Award
for Technological
Achievement

(9903)

GEC

GEC Computers Limited

Technical Manager

Radio Communications
London

... to be responsible for the management of staff engaged on type testing of communication equipment for maritime and land services to approved Home Office specifications. Work will involve development of specifications and participation in national and international technical committees and working groups dealing with maritime radio communications.

Candidates must have an HNC or equivalent qualification in a relevant subject. They must also have electrical/electronic engineering experience and a detailed knowledge of radio communications.

Salary starting at £8,440 and rising to £9,380. Promotion prospects. Non-contributory pension scheme.

For further details and an application form (to be returned by 17 January, 1980), write to Civil Service Commission, Alencon Link, Basingstoke, Hants. RG21 1JB, or telephone Basingstoke (0256) 68551 (answering service operates outside office hours). **Please quote ref. T/5266.**

HOME OFFICE

(9954)

TEST/ COMMISSIONING ENGINEER

To £6,500 plus car

MIDDLESEX

We make an extensive range of environmental test systems, covering every application from strain measurement to the vibration of vehicles and buildings.

If you are:

- self-motivated and self-reliant;
- qualified to HNC or equivalent in electronics/radio and TV, and also interested in mechanics;
- experienced in analogue and/or digital work;

Then we can offer you a wide variety of testing and commissioning experience, working with newly developed modular control systems, in house and also at customers' premises in the U.K. and abroad.

SERVOTEST LIMITED

Sarsfield Road
Greenford, Middlesex UB6 7AA
Tel. 01-998 1552



(9900)

DIAL 01-741 4011

Think of the Op Amp and the NAND Gate and your are through to:

CHARLES AIREY ASSOCIATES
4 Hammersmith Grove
London W6 0NA

CURRENT VACANCIES INCLUDE:

Chief Control Engineer for multi-million pound company engaged in the manufacture of roof tiles. Managerial ability as important as the ability to create a new generation of process automation products. Surrey. Excellent salary.

Young Entrepreneurial Engineers to join a multidisciplinary company with interests in: radio-controlled target systems, range finders, aerospace products, etc. Good microprocessor hardware/software experience. Wilts. Salary good.

Microprocessor Hardware/Software Engineers to design systems and supply modules for a very wide range of applications. Experience in either: M6800, R.P.A. 1802, GM 1650 or INTEL 8085. Berks. Salary — "What 'es worth."

INTEL Microprocessor Engineers for message switching systems based on a minicomputer and the INTEL 8080/85/86. Surrey — to £9,000.

Digital Engineers for exceptionally advanced technology associated with an MPU control system for shipborne aeriels or early warning radar. To £9,000. Berks.

Computer Engineers for either technical support, field service, permanent site or systems test. Vacancies throughout the U.K.

For further details, please contact:

(9940)

Charles Airey Associates

4 Hammersmith Grove, London W6 0NA. Tel: 01-741 4011

"PROBABLY THE BEST KNOWN SUPPLIER OF ELECTRONIC ENGINEERS IN THE COUNTRY" -Financial Times.

ELECTRONIC ENGINEER

We are a research laboratory engaged in detergency and toiletry projects which range from inception through development to pilot plant operation and are seeking to strengthen our instruments section by filling the following vacancy:

INSTRUMENTATION DESIGN ASSISTANT

An Electronics Engineer is required to join a Design team working on the development of scientific instruments.

The job will require knowledge of analogue and digital techniques, together with some experience in applying microprocessors and interfaces to design problems.

Applicants with City & Guilds, ONC, HNC or graduate qualifications will be considered.

Day release will be offered to persons already following a suitable course.

A progressive salary will be offered to the successful candidate and re-location where necessary. Flexible working hours operate in the Laboratory.

Those interested should write or telephone for an application form quoting ref: **PS 655 AMA**.

**The Employment Officer
Unilever Research
Port Sunlight Laboratory
Port Sunlight, Wirral
Merseyside, L62 4XN
Tel: 051-645 2000, Ext. 8408**

Interested persons should write to the address below for an application form.
Employment Officer, Unilever Research, Port Sunlight Laboratory,
Port Sunlight, Wirral, MERSEYSIDE L62 4XN



OVERSEAS APPOINTMENTS ELECTRONICS TECHNICIANS

Petty-Ray Geophysical Division of Geosource is one of the leading companies in the field of oil exploration, and due to our ever-increasing workload, require single personnel, in the age range 21-25, who are looking for a varied and interesting career working overseas.

You should be educated to ONC/HNC in Electronics or C&G Radio and TV Technician level, and on appointment, you will be assigned to one of our field crews either in AFRICA or the MIDDLE EAST for on-the-job training in the operation and maintenance of digital seismic recording equipment.

Candidates must be in possession of a current driving licence.

We offer a good starting salary which is paid NET, food and accommodation will be provided, and rest leaves are generous.

If you would like to have more information about these positions please write giving brief career details to the Personnel Officer.

GEOSOURCE
3/5 The Grove • Slough • Berkshire SL1 1QG

Commissioning Editors £7000 negotiable

Butterworths, publishers of legal, medical, scientific and technical books, are looking for two experienced Commissioning Editors to develop lists of books on electronic engineering, electrical engineering and computers. One Editor will be required to work with professional engineers and academic staff to provide reference books, monographs and textbooks.

The other is needed to take over and extend a programme of publishing for enthusiast constructors, personal computer users and electrical and electronic servicing personnel.

Our modern offices are in pleasant rural surroundings about 50 minutes from London.

Please write to:

Linda Stammers,
Personnel Assistant,
Butterworth & Co. (Publishers) Ltd.,
Borough Green, Nr. Sevenoaks, Kent.



Butterworths

ELECTRONIC SEISMIC ENGINEERS

We are looking for young electronics engineers, with degree or equivalent qualifications, to join our marine seismic acquisition company.

This is a field position, with the successful applicants joining the technical crew of our exploration vessel for on-board training in seismic techniques. They will start as Assistant Technicians with a salary of £6,000+ per annum, and one month's leave after each two months on the crew.

The seismic industry offers an interesting career with world-wide travel, and rapid promotion for the right person.

Sefel Geophysical is a member of the Sefel Group, which has seismic processing centres in Houston, Denver, Calgary and London.

Please write with full curriculum vitae to:



Marine Manager
Sefel Geophysical
Turriff Building
Great West Road
Brentford
Middlesex TW8 9HY

No more long goodbyes



Radio Officers

With the Post Office Maritime Service, you can do the job you're trained for, and still work close to home!

Several coast stations need qualified Radio Officers to carry out a wide variety of duties ranging from Morse and teleprinter operating to traffic circulation and radio telephone operating. It's a secure job that pays well, and if you're ambitious, the prospects of promotion to senior management are excellent.

You must have a United Kingdom Maritime Radio Communication Operator's General Certificate or First Class Certificate of proficiency in Radio-telegraphy or an

equivalent certificate issued by a Commonwealth Administration or the Irish Republic. Preferably you should have some sea-going experience.

The starting pay at 25 or over will be about £5,381; after 3 years service this figure rises to around £7,087. (If you are between 19 and 24 your pay on entry will vary between approximately £4,229 and £4,937). Overtime is additional, and there is a good pension scheme, sick-pay benefits and at least 4 weeks' holiday a year.

For further information, please telephone Kathleen Watson on Freefone 2281 or write to her at the following address: ETE Maritime Radio Services Division (), ETE17.1.1.2, Room 643, Union House, St. Martins-le-Grand, London EC1A 1AR.

Post Office Telecommunications



Radio Communications

Electronics Engineers and Software Designers

Mid-Sussex—S.W. London

Salaries up to £8,000

To join our expanding R&D Laboratories covering a wide range of R.F. spectrum, from L.F. to V.H.F. Equipments include transmitters and receivers for marine- and land-based use, radio nav aids and radio monitoring remote computer-controlled systems.

Electronics Engineers should have experience in transmitter or receiver design, analogue or digital circuit design, microprocessor applications. Software Designers should be experienced Programmers with an interest in control, signal processing or navigational software.

Attractive salaries are complemented by excellent prospects and generous benefits.

Contact: **David Bird, Redifon Telecommunications Limited, Broomhill Road, Wandsworth, London, S.W.18. Phone: 01-874 7281 (reverse charges).**

(9938)

DEPARTMENT OF NUCLEAR PHYSICS, UNIVERSITY OF OXFORD

has a vacancy in the

EXPERIMENTAL ELECTRONICS LABORATORY

giving an opportunity for work with a wide range of the most modern electronic equipment. A suitable candidate would preferably be of HNC standard, and have experience in servicing, development and construction of analogue and digital equipment. The laboratory encourages staff to learn new skills and where appropriate arrangements are made to attend relevant courses. Salary £3700-£4320 with further award from April, 1980. Eight weeks' paid leave per year. Write to the Administrator, Nuclear Physics Laboratory, Keble Road OX1 3RH, mentioning reference A209 and giving details of education, qualifications, and job experience.

(9905)

Marine Radio Service Engineers Glasgow, Aberdeen, Tilbury, Cardiff and Newcastle

International Marine Radio Co., a member of the STC Group of Companies, is engaged in the manufacture of high quality marine communication equipment. We have vacancies for Marine Radio Service Engineers in our Glasgow, Aberdeen, Tilbury, Cardiff and Newcastle Depots.

The work will be concerned with installation and service of communication equipment on board commercial vessels of all types.

Ideal candidates, male or female, will have had at least three years sea experience as a Radio/Electronics Officer. A company vehicle is provided for business and personal use.

For further details on these positions please contact: Jonathan Smith, International Marine Radio Co. Ltd., Intelco House, 302 Commonside East, Mitcham, Surrey CR4 1YT. Tel: 01-640 3400.

IMRC

SITUATIONS VACANT

Come to Somerset to make the most of your Electronics experience

At Wells, EMI Electronics Limited are developing new 'state of the art' electronic systems.

Current projects include microwave systems, radar signal processing, computer simulation and real-time software programmes.

Our established reputation for performance and reliability is dependent on quality requirements being incorporated in projects from inception to completion.

Due to expansion we have vacancies for:

Project Quality Engineers

To work with research, development and design teams with responsibility for ensuring that the engineering data produced complies with the quality requirements.

Applicants should be qualified to at least HNC standard and have previous experience in related fields.

Test Gear Engineers

To install, commission, calibrate and service a wide variety of proprietary and company designed test equipment.

Applicants should hold an HNC or equivalent and have practical experience of servicing, fault diagnosis and maintenance of modern complex electronic test equipment.

Test Engineers

To ensure that our microwave or digital assemblies and systems conform to design performance and quality standards.

Applicants should be qualified to at least City & Guilds final technician certificate standard and have relevant experience.

Transformer Test Technicians

To undertake reliability tests on R.F. Transformers and Chokes in a small batch production environment.

Necessary specialist training will be given to the appointed applicant who will have previous experience in similar fields.

Technical Supervisor (Electrical)

To plan and control the work of a team of electrical inspectors. Applicants should be qualified to at least ONC standard, be familiar with MOD electrical inspection requirements in the Electronics Industry and preferably have previous supervisory experience.

Starting salaries are commensurate with the importance of the posts, other benefits include subsidised meals, sports and social club and the opportunity to live and work in the heart of Somerset. Where appropriate, assistance with relocation will be discussed at interview.

In the first instance please write or 'phone Wells (0749) 72081 for an application form (quoting ref. no. WW135) to D. K. Shires/F. M. Taylor, Personnel Department, EMI Electronics Limited, Wookey Hole Road, Wells, Somerset BA5 1AA.

EMI

EMI Electronics Limited, Wells, Somerset

A member of the EMI Group of companies—International leaders in music, electronics and leisure.

ARTICLES FOR SALE

TELEQUIPMENT E1011 SCOPE, only nine months old, twin trace, variable time base, first-class order, £245 inc. VAT. Dorset (09297) 257. (9883)

WIRELESS WORLD, 1952 to 1966. Offers? — Chamberlain, 60 Harpool Rd., Redditch, Wores. Tel. (0527) 24995. (9882)

VHF MONITOR RECEIVERS, Air or Marine band from £50. FM Business bands from £90. For leaflets send 50p P.O., not stamps. Radio Communications Ltd, 13 Clos du Murier, St Sampson, Guernsey, Channel Isles. (9874)



Quartz Crystal Units
ACCURATE
RELIABLE

Private enquiries, send 73p in stamps for brochure

THE QUARTZ CRYSTAL CO. LTD.
Q.C.C. WORKS, WELLINGTON CRESCENT
NEW MALDEN, SURREY 01-942 0334 & 2988

GWM RADIO LTD., 40/42 Portland Road, Worthing, Sussex. Tel: 0903 34897 for surplus supplies. AVO 8 £43. Model 7 MK II with power, capacity and decibel ranges £32 inclusive p&p. Receivers, atalanta marine for AC, mains £115 plus carriage. B40 ex-Govt. communications receiver for AC, mains. £65 plus carriage. Sound powered telephones type 76 intrinsically safe, as new, 40ft pneumatic masts by Seam Clark £321, in original unopened makers box gross weight 4 cwt. Radio telephones bought & sold. Many one off items in stock. No lists, we are worth a visit. (9773)

TWO WELL maintained recently serviced ASR-33 teletypes with 20mA interface for sale. In good working order. Each £600. Box No 9830.

MICRO COMPUTER — Nascom I with T4 monitor, power supply built, tested, and working £180. — Phone Charles Frater, 01-937 3347. (9839)

IIN COMPUTER tape in computer tape, can be used as video tape on some machines. Three teleprinter 54's. Phone for further details 0622 50350. MKS, 27 Upper Stone St, Maidstone, Kent. (9442)

SITUATIONS VACANT

ARTICLES FOR SALE

Production Manager

**For Quad
£9,500+car
Huntingdon, Cambridgeshire**

The Acoustical Manufacturing Company produces amplifiers and loudspeakers under the brand name 'Quad' and is one of the world's most respected hi-fi equipment manufacturers. 'Quad' products have an enviable reputation for quality and technical excellence.

We require a fully experienced Production Manager to be responsible to the Managing Director for every aspect of the running of a medium sized manufacturing plant producing domestic audio equipment at the rate of 1,000 units per week.

Candidates, male or female, should be aged around 35 years with qualifications or experience at graduate level. The candidate should have proven success in running an electronic assembly plant coupled with experience of the latest automatic assembly and test methods and of metal finishing.

There is a good range of benefits, including a non-contributory pension scheme, subsidised restaurant and sickness provision. Huntingdon offers a wide variety of reasonably priced housing; recreational amenities are excellent and London is within easy reach.

For an application form and Company information, please write to or telephone The Acoustical Manufacturing Co. Ltd., St. Peters Road, Huntingdon PE18 7DB. Telephone 0480 55480.

QUAD
for the closest approach
to the original sound



ARTICLES FOR SALE

TO MANUFACTURERS, WHOLESALEERS & BULK BUYERS ONLY

Large quantities of Radio, T.V. and Electronic Components.
RESISTORS CARBON & C/F 1/8, 1/4, 1/2, 1. 1 Watt from 1 ohm to 10 meg.
RESISTORS WIREWOUND. 1 1/2, 2, 3, 5, 10, 14, 25 Watt.
CAPACITORS. Silver mica, Polystyrene, Polyester, Disc Ceramics, Metalamite, C280, etc.
Convergence Pots, Slider 'Pots, Electrolytic condensors, Can Types, Axial, Radial, etc.
Transformers, chokes, hopts, tuners, speakers, cables, screened wires, connecting wires, screws, nuts, transistors, ICs, Diodes, etc., etc.
All at Knockout prices. Come and pay us a visit. Telephone 445 2713. 445 0749.

BROADFIELDS & MAYCO DISPOSALS
21 Lodge Lane, N. Finchley, London, N.12. 5 mins. from Tally Ho Corner (9461)

THE SCIENTIFIC WIRE COMPANY

PO Box 30, London, E.4

ENAMELLED COPPER WIRE

SWG	1lb.	8oz.	4oz.	2oz.
10 to 19	2 65	1 45	75	60
20 to 29	2 85	1 65	90	70
30 to 34	3 05	1 75	1 00	75
30 to 40	3 40	1 95	1 15	84
41 to 43	4 55	2 55	1 95	1 30
44 to 46	5 05	3 05	2 15	1 70
47	8 00	5 00	3 00	1 80
48	15 00	9 00	6 00	3 30

SILVER PLATED COPPER WIRE

14 & 16	4 50	2 25	1 44	90
20 & 22	5 00	2 85	1 74	1 06
24 & 26	5 70	3 31	2 00	1 22
28 & 30	6 67	3 86	2 35	1 44

Prices include P&P and VAT
SAE brings list of copper & resistance Wires
Dealer Enquiries Invited (9063)

TRANSFORMER PROBLEMS?

1VA-1KVA Prototypes in 7-10 days.
Phone Vince Sellar on 06076-66716.

TRENT TRANSFORMERS LTD.
26 Derby Road
Long Eaton, Nottingham (8363)

INVERTERS

High quality DC-AC. Also "no break" (2ms) static switch, 19" rack. Auto Charger.



COMPUTER POWER SYSTEMS
Interport Mains-Store Ltd.
POB 51, London W11 3BZ
Tel: 01-727 7042 or 0225 310916 (9101)

MSF CLOCK

NEW! Shows continuous Date, Hours, Minutes, Seconds, 8 digit LED, also parallel BCD output, auto-reset after power failure, auto GMT/BST, only 5x8x15cm, built-in 60KHz antenna, 1000KHz range, all parts, case, pcb, instructions, postage etc, money back assurances, send £48.80 for the RIGHT TIME - NOW.

CAMBRIDGE KITS
45 (WA) Old School Lane, Milton
Cambridge

COLOUR, UHF AND TV SPARES
(miniature size 4 1/2 x 3 1/2 x 2 1/2). New Saw Filter IF Amplifier plus tuner (complete and tested for sound and vision, £28.50, p/p £1.

TELETEXT, Ceefax and Oracle in Colour, Manor Supplies "easy to assemble" Teletext kit including Texas Tifax XM11 Decoder, External unit aerial input, no other connections to set. Wide range of facilities in colour include 7-channel selection, Mix, Newsflash and Update. (Price: Texas Tifax XM11 £130, Auxiliary Units £88, Case £14.80, p/p £2.50). Demonstration model at 172 West End Lane, NW6. Also latest Mullard Teletext 610LVM module available. Call, phone or write for further information.

COMBINED COLOUR BAR AND CROSS, HATCH GENERATOR KIT (MK 4) UHF aerial input type. Eight pal vertical colour bars, R-Y, B-Y, Grey scale etc. Push-button controls £35 p/p £1; Battery Holders £1.50; Alternative Mains Supply Kit £4.80; De Luxe Case £4.80; Aluminium Case £2.60. Built and tested (battery) in De Luxe Case £58, p/p £1.20.

CROSS HATCH KIT, UHF aerial input type, also gives peak white, and black levels, battery operated £11 p/p 45p. Add-on Grey scale kit £2.90 p/p 35p; De Luxe Case £4.80; Aluminium Case £2 p/p 85p. Built and tested in De Luxe Case £23.80 p/p £1.20.

UHF SIGNAL STRENGTH METER KIT £16.80, alum. Case £1.50, De Luxe Case £4.80 p/p £1.

CRT TEST AND REACTIVATOR KIT for Colour and Mono £20.80, p/p £1.30; TV 625 IF Unit for Hi-fi amps or tape rec. £8.80, p/p 75p. Surplus Bush IF panels, A816 £2.80, TV312 (single IC) £5, BC5600 (Exp) £5, A823 (Exp) £2.80 p/p 85p. Bush A823 (A807) Decoder panel £7.50 p/p £1. A823 Scan Control panel £3.50, blue lat, 75p. Philips G6 single standard convergence unit £3.75 p/p 90p. GEC 2040 ex rental panels, Decoder £5, Time Base £5 p/p 90p.

Thorn 3000 ex rental panels, Video, Decoder, frame, IF £5 p/p 90p. Colour Scan coils, Plessey £6, Yoke £3.50, blue lat, 76p (Mullard also available). Mono Scan coils Philips/Pye £2.80. Thorn £2.80 p/p 85p. Philips G8 Decoder panels, salvaged for spares £3.80 p/p 90p. Varicap UHF tuners Gen Instruments £3.50, ELC 1043 £4.50, ELC1043/05 £5.50; Philips G8 £5.50 p/p 35p. Salvaged UHF Varicap tuners £1.50 p/p 35p.

UHF/VHF ELC2000S Varicap tuner £8.50 p/p 65p. Varicap control units, 3 pos. £1.20, 4 pos. £1.50, 5 pos. £1.80, 6 pos. (special offer) £1.80, 7 pos. £3.80 p/p 45p. Touch Tune control unit Bush 6 pos. £5 p/p 75p. UHF transist tuners, rotary incl. slow motion drive £2.50, 4 pos. push button £2.50, 6 pos. push button £4.20 p/p £1. (Thorne, GEC, Bush, Decca, etc., special types available, details on request). Delay Lines DL20, DL5 £3.50, DL1 80p p/p 65p. Remote Control Thorn-type Transmitter, receiver £2 pair p/p 45p. Large selection of lopts, triplers, mains droppers, and other spares for popular makes of colour and mono receivers.

MANOR SUPPLIES, 172 WEST END LANE, WEST HAMPSTEAD, LONDON NW6, SHOP PREMISES, EASILY ACCESSIBLE, WEST HAMPSTEAD-BAKERLOO, JUBILEE TUBE, and BRITISH RAIL N LONDON (RICHMOND-BROAD ST.) and ST. PANCRAS-BEDFORD. BUSES 28, 159, 2, 13. Callers welcome. Thousands of additional items available at shop premises not normally advertised. Open daily all week including Saturday (Thursday half-day). MAIL ORDER: 64 GOLDERS MANOR DRIVE, LONDON NW11 9HT. Tel. 01-794 8751. VAT. Please 9HT. Tel. 01-794 8751. All prices subject to 15% VAT.

SOLATRON 10 MHz scope, twin trace trig. delay, valve set, good working order. A snip at £60. Dorset (09297) 257. (9882)

TELEQUIPMENT £101 SCOPE, only nine months old, twin trace, variable time base, first-class order, £245 inc. VAT. Dorset (09297) 257. (9883)

RCA SOLID STATE COS/MOS MEMORIES, MICROPROCESSORS AND SUPPORT SYSTEMS DATA BOOK
by RCA Price: £5.75

H/B OF ELECTRONICS CALCULATIONS FOR ENGINEERS & TECHNICIANS
by M. Kaufman Price: £14.70

ELECTRONIC DESIGNER'S H/B
by K. Hemingway Price: £13.25

ACTIVE FILTERS FOR COMMUNICATIONS & INSTRUMENTATION
by Bowron P. Price: £7.00

DESIGN OF ACTIVE FILTERS WITH EXPERIMENTS
by H. M. Berlin Price: £6.45

DESIGN OF PHASE LOCKED LOOP CIRCUITS WITH EXPERIMENTS
by H. M. Berlin Price: £6.45

Z80 ASSEMBLY LANGUAGE PROGRAMMING
by L. A. Leventhal Price: £5.75

LOGIC & MEMORY EXPERIMENTS USING TTL IC'S BK I
by D. G. Larsen Price: £7.60

TELETEXT & VIEWDATA
by S. A. Money Price: £6.00

THE EUROPEAN CMOS SELECTION
by Motorola Price: £7.75

THE MODERN BOOK CO.
Specialist in Scientific & Technical Books
19-21 PRAED STREET
LONDON W2 1NP

Phone 402-9176
Closed Sat. 1 p.m. (8974)

SITUATIONS VACANT

WE'VE FORMED A NEW R&D GROUP

to make our shaving products even better

As one of Britain's leading manufacturers of Razor Blades, we are continuously looking into better ways to shave, better methods and systems of production, and on line control. So in the interests of speed and efficiency of communication we are bringing our Research and Development teams together to form one multi-discipline group at our factory in Acton.

The group will be mainly concerned with the Research, Design and Development of new shaving systems and concepts. Join it in any of the following positions and we can promise you plenty of opportunities to apply your problem solving abilities to our modern technology.

Process Control Department Senior Electronic Engineer

The successful candidate will head our Control and Instrumentation Department as Section Leader. The work involves the design and implementation of a wide range of systems from Research and Development instrumentation to Production line control systems. Candidates should have a degree or H.N.C. in electronics or control engineering plus several years' experience of practical electronic engineering.

Electronic Design Engineer

Applicants should have several years experience of practical circuit design of both analogue and digital systems. The work involves the design of a wide range of production line control systems, and specialised electronic equipment required by our Research and Development Departments.

We offer excellent salaries and all those benefits expected of a major organisation.

Interested men and women should write with details of age, qualifications and experience, or phone for an application form to: Senior Personnel Officer, Wilkinson Sword Ltd., 287 Acton Lane, London W4 5LE. Tel: 01-994 3666.

(9930)



ARTICLES FOR SALE

LOGIC MONITOR. Clips over TTL I.C. to show logic states on 16 LED display. Fully buffered. £22.50 inc. p&p. Also latching model available. SAE details. J. E. Sinclair & Co., 139a Sloane St., London SW1X 9AY. (9934)

LAB CLEARANCE: Signal Generators; Bridges; Waveform, transistor analysers; calibrators; standards; millivoltmeters; dynamometers; KW meters; oscilloscopes; recorders; Thermal, sweep, low distortion true RMS, audio FR, deviation. Tel. 040-376236. (9250)

TELETYPE 33 KSR (6.0.6) £120, 8 unit readers and punches £20.25. Phone Braintree 24118. (9924)

TEKTRONIX 545 B and IAI plug-in £350. AR88 receiver £60. Phone: 0228 24029 (Carlisle). (9933)

THE UNIVERSITY OF LEEDS, School of Medicine, The Electronics Workshop of the Multidiscipline Laboratories has a vacancy for a Grade 3 Technician. The successful candidate will assist in the repair, maintenance, development and construction of a wide variety of electronic equipment used both for teaching and research. The post would ideally suit applicants who having gained a basic grounding in electronics wish to broaden their experience and work with modern biological equipment, including microprocessors, in a stimulating environment. (Consideration will be given in appropriate cases to day release for a relevant course). Applicants should hold an ONC or equivalent qualification and have a minimum of three years' relevant experience. Salary on the scale £3,122 - £3,553 a year (under review). Further information may be obtained from Dr J. Fourman, Multidiscipline Laboratories, Medical and Dental Building, University of Leeds, Leeds LS2 9NL, tel. 31751, ext 7542, to whom applications in writing should be sent giving details of age, qualifications, experience and the names of two referees. (1432)

VIDEO SALES ENGINEER required by Studio 99 Video, the leading industrial and commercial CCTV systems company. High level sales experience required and some video/electronics knowledge essential. Good salary, company car. Phone Roger Betts 01-328 3282.

ARTICLES FOR SALE

IIN COMPUTER tape in computer tape, can be used as video tape on some machines. Three teletypewriter 54's. Phone for further details 0622 50350. MKS, 27 Upper Stone St, Maidstone, Kent. (9442)

VHF MONITOR RECEIVERS. Air or Marine band from £50. FM Business bands from £90. For leaflets send 50p P.O., not stamps. Radio Communications Ltd, 13 Clos du Murier, St Sampson, Guernsey, Channel Isles. (9874)

ENCAPSULATING, coils, transformers, components, degassing, silicone rubber, resin, epoxy. Lost wax casting for brass, bronze, silver, etc. Impregnating coils, transformers, components. Vacuum equipment low cost, used and new. Also for CRT regunning met allising. Research & Development, Barratts, Mayo Road, Croydon, CR0 2QP. 01-684 9917. (9678)

TELEPHONE ANSWERING machine available for outright purchase. Telephone Burton-on-Trent (0283) 47427. (9609)

SOLAR CELLS, bits, books and bargains. Send stamp for list or 95p for Solar Cell booklet and Data sheets. Edencombe Ltd, 34 Nathans Road, North Wembley, Middlesex HA0 3RX. (8061)

EX-GOVT. TAPE RECORDERS: E.M.I., Ferrograph, Tandberg, Uher, Vortexion, etc. S.a.e. for details, A. Wright, 'Sunningdale', Broadheath, Worcester. (9831)

BRADLEY 158 Oscilloscope Sampling Adaptors DC-1, 2GHz two off for sale. As new and guaranteed complete with manuals. First offer secures. Glass Electronics, 7 Commonhead Road, Kilmarnock, Ayrshire. 0563-33536. (9898)

"VERO 19" card frames (SU). Sult Newbear 77-68. Includes case and extras for £15. PP £4. Details 04895 5355, anytime. (9895)

ARTICLES FOR SALE

EXCLUSIVE OFFER

RACK MOUNTING CABINETS HIGHEST QUALITY 19"				
Ref	Ht"	width"	Depth"	Price
PE	10	21	13	£10.00
LL10	54	21	18	£20.00
TT	64	25	26	£45.00
SL	71	25	26	£50.00
ST	85	22	24	£70.00
Rack cabinets for RA-17/117				
Uniframe, single				£30.00
Uniframe, double				£40.00
Uniframe, triple				£50.00

Over 60 types available from 12" to 90" high. Also twins, triples and consoles. Above are only a few types. Please send for full list

AUDIO AND INSTRUMENTATION TAPE RECORDER-REPRODUCERS

- * Ferrograph YD 2 track 1/4" / EMI RE-301
- * Ampex FR1300 7 track 1/4" UHER 4000 1/4"
- * Consolidated 2800 7 track 1/4"
- * Plessey ID33 Digital Units, 7 track 1/2"
- * Plessey M5500 Digital Unit, 7 tracks 1/2"
- * Ampex FR-1100 tape Recorder, stereo 1/4"
- * Ampex FR600, 4 speeds, 7 track 1/4"
- * D.R.I. RC-1, 4 speeds, 4 tracks 1/4"
- * Min-com CMP-100, 6 speeds, 7 tracks 1/4", 1/2", 1"
- * Ampex 351 2 speed 2 tracks 1/4"
- * 3M, H, 4 speeds 14 track 1"

Prices of above £70 to £500
Also Transport Decks only available

We have a large quantity of "bits and pieces" we cannot list - please send us your requirements. We can probably help - all enquiries answered.

All our aerial equipment is professional MOD quality

- * Marconi HR-23 T.S.B. Receivers £320.00
- * K.B. Discmatic Juke Boxes £85.00
- * SCA 25 Mine Detectors in chests £40.00
- * Marconi TF/888 Universal Bridges £110.00
- * Hewlett Packard 400H VT Metres £95.00
- * Hewlett Packard 211A Sq. Wave Gen £80.00
- * Astrodata & Ikor Meteorological Equipment
- * Ion Pump E.H.T. Power Supplies £60.00
- * Haynes D.W. 500W Cased Transformers 240/115V £18.00
- * RACAL RA66 Adaptors £130.00
- * RACAL MA 1350 Synthesizers £125.00
- * G.B. Kaloe Flutter Meters, Model 1740D/A £90.00
- * Telegquipment C.I. Oscilloscope Calibrators £90.00
- * Tektronix 551 Scopes £270.00
- * Tektronix 555 Scopes £300.00
- * Teleonic VR2M Sweeps £250.00
- * Hell Schriber RC-28 £95.00
- * Lenkurt Model 26D Data Sets £115.00
- * Panoramic SB 15A Analysers £125.00
- * Aerial Multicouplers from £25.00
- * Marconi TF 118 Disc Oscillators £120.00
- * Hughes Memoscopes £170.00
- * Nems Clarke 1306 VHF Receivers £260.00
- * Telefunken Surveillance Receiver £175.00
- * Helix Aerials 11" & 18" and Reflectors £26.00
- * Tektronix 543A Oscilloscopes CA, Plug-ins £210.00
- * Tektronix 545 Oscilloscopes D, Plug-ins £140.00
- * Tektronix 561A Oscilloscopes 80, Plug-ins £220.00
- * Marconi TF 2200A Oscilloscopes £260.00
- * Solatron 1016 Oscilloscopes £90.00
- Simon Mobile 80 foot Tower Hydraulic 80ft extended, 12' 8" closed. Mounted on 4 wheel drive Bedford Truck, self levelling, raised and lowered in 10 minutes. Used for servicing dish aerials. P.U.R. £950.00
- * RACAL RA-17 P Receivers (new) £170.00
- * Eddystone 770/U VHF Receivers £170.00
- * Collins KWT 6 Transmitter Receivers SSB P.U.R.
- * Roband RO 50A Oscilloscopes £190.00
- * B & K 2407 Electronic Voltmeters £160.00
- * SCARANT 'S' Band Spectrum Analysers P.U.R.
- * Airmec 352 Sweep Generators D £130.00
- * Advance Transistor Testers TT-15 £45.00
- * Marconi TF 329 Magnification Meters £140.00
- * Marconi TF 1066B FM Signal Generators £390.00
- * Marconi TF 801/D/1 AM Signal Generators £220.00
- * Ferranti 75KV Auto Voltage Regulators £150.00
- * Manson TFM-101 Multipliers £240.00
- * Servomex 2kw Auto regulators £130.00
- * 125ft. Lattice masts, 26" sides P.U.R.
- * 30ft. Lattice Masts, 15" sides £115.00
- * 10ft Light Lattice Sections, 8" sides £18.00
- * EMI 'A' Audio Tape 3600ft 10 1/2" nab. New £6.50
- D.R.I. Model RC-1 Professional Tape Recorder-Reproducers, 4 tracks 1/4", 4 speeds, 1 1/2", 3/4", 7/8" & 15", 4 amplifiers Monitor Scope. All rack mounting & Transistors £250.00
- * SE4/25 C.R.T.s £18.00
- * SE6/2A C.R.T.s £19.00
- * 3AZP/2 (DMN-9) C.R.T.s £19.00
- * Plessey 3 & 6 KCS S.S.B. filters £14.00
- * AVO CT 471A Electronic Multimeters £75.00
- * EMI R301 Tape Recorders £50.00
- * Stonorlette L Tape Recorders £29.00
- * Uniselectors, 10 Bank 25-way £3.50
- * 40ft. Sectional Aluminium Masts, complete £55.00
- * RACAL MA1978 pre-Selectors £65.00
- * Multi-purpose Trolleys with Jacks 19 x 17 £16.00
- * Advance 3KVA CV Transformers £150.00
- * Metal V.D.U. Tables 30" x 36" x 30" £24.00

MANUALS

We have a quantity of Technical Manuals and Periodicals of Electronic Equipment, not photostats. 1940 to 1960. British and American. No lists. Enquiries invited.

- * Data Efficiency Resposolers 240v £28.00
- * Belling Lee 100 Amp Interference Filters £76.00
- * Oscilloscope Trolleys from £18.00
- * RACAL MA1978 pre-Selectors £65.00
- * Rack Mounting Operator Tables £10.00
- * 75ft. Aluminium Lattice Masts, 20" sides £400.00
- * RACAL MA-175 L.S.B. Modulators (new) £45.00
- * Tally 5/8 Track Tape Readers Track Spooling £65.00
- * RACAL RA-635S Adaptors, new £70.00
- * RACAL RA 298 I.S.B. Transistorised Adaptors (new) £120.00

We have a varied assortment of industrial and professional Cathode Ray Tubes available. List on request.

PLEASE ADVISE CARRIAGE AND V.A.T.

P. HARRIS
ORGANFORD, DORSET,
BH16 6BR
(0202) 765051

SITUATIONS VACANT

Experienced All-Round Video Engineer

required for operational and maintenance work.

We are one of the leading video and audio companies in Belgium, distributing Sony, JVC, National, Barco, CV3, Shintron, Microtime, etc . . .

The successful applicant will work in an enthusiastic team and will have the possibility to take charge of our technical department.

Promotion prospects are excellent in this expanding company. We offer an attractive salary and 4 weeks' holiday a year.

Written application in the first instance, giving experience and qualifications can be sent for the attention of W. KLINKEMALLIE, Personnel Manager, and will be treated in strict confidence.



VIDEOSCOPE

Avenue Molière, 116
1060 Brussels
Belgium

(9960)

EQUIPMENT WANTED

TO ALL MANUFACTURERS AND WHOLESALERS IN THE ELECTRONIC RADIO AND TV FIELD

BROADFIELDS & MAYCO DISPOSALS

will pay you top prices for any large stocks of surplus or redundant components which you may wish to clear. We will call anywhere in the United Kingdom.

21 LODGE LANE
NORTH FINCHLEY, LONDON N12 8JG
Telephone Nos. 01-445 0749/445 2713
After office hours 958 7624

(9123)

A.R. Sinclair

Electronic Stockholders
Stevenage 812193

We purchase all types of Mechanical and Electronic Equipment and Surplus stocks.

(9206)

Test Engineers

A rewarding outlook for the 80's

We at Tektronix are not modest about being the acknowledged world leader in Test and Measurement Instrumentation and at our Hoddesdon location in rural Hertfordshire we manufacture the world famous range of Tequipment oscilloscopes.

To keep our products to the highest possible standard we are looking for Technicians/Engineers qualified to at least ONC with two years' test and fault finding experience to component level, an enquiring mind and the ability to work on their own initiative.

Excellent salaries, profit sharing, generous holidays, sick pay, free life assurance, non-contributory pension and relocation expenses where applicable all add up to make Tektronix the best break you've ever had.

To get all the facts phone Norman Spreckley on Hoddesdon 67151 or write to him at Tektronix UK Ltd, Pindar Road, Hoddesdon, Herts.

(9961)

Tektronix®

COMMITTED TO EXCELLENCE

Electronics & Computer Test To £7,500

Use your C&G/ONC/HNC/Forces Training and good DIGITAL/ANALOGUE/RF experience to advantage. Working with state-of-the-art MINI/MICRO PROCESSOR; LASER; ATE; COMMUNICATIONS; NUCLEONIC; CCTV and similar equipment. Most UK areas; from Technician to Manager.

For free confidential counselling and practical career advice contact GRANT WILSON ref: GW470.

TECHNOMARK, 11 Westbourne Grove, London W2 4UA.
Tel: 01-229 9239 (01-229 4218 - 24 hrs).
Engineering Recruitment Consultants.

ARTICLES WANTED

WANTED

All your gold washed scrap. Plugs, sockets, edge connectors, P.C. boards, pins, etc

We collect and pay cash for any amount from 1cwt.

Minimum price £100-£200 per cwt

P. Skellern Metals, The Iron Yard (Est. 1935), Cutlers Green, Thaxted, Essex CM19 2PL. Telephone: Thaxted 830 862.

SPOT CASH

paid for all forms of electronics equipment and components.

F.R.G. General Supplies
550 Kingston Road
London SW20 8DR

Tel: 01-404 5011

Telex: 24224. Quote Ref. 3165 (8742)

WANTED: Recording equipment of all ages and varieties. (California, U.S.A.). Tel. (415) 232-7933. (9814)

VALVES RADIO. — T.V.-Industrial-transmitting. We dispatch valves to all parts of the world by return of post, air or sea mail, 4,000 types in stock 1930 to 1976. Obsolete types a speciality. List 50p. Quotation S.A.E. Open to callers Monday to Saturday 9.30 to 5.00. Closed Wednesday 1.00. We wish to purchase all types of new and boxed valves. Cox Radio (Sussex) Ltd., Dept WW, The Parade, East Wittering, Sussex PO20 5BN, West Wittering 2023 (STD Code 024366). (9082)

SPOT CASH for all types test equipment, receivers, transmitters, valves, components, cable and surplus electronic scrap. M. & B. Radio, 86 Bishopgate Street, Leeds LS1 4BB. 0532 35649. (8789)

HU-GO offer prompt settlement for surplus electronics components, TV/audio spares are of particular interest. Contact Miss Hughes, 9 Westhawe, Bretton, Peterborough. Tel. 265219. (9731)

Tempting prices paid for Current Test Equipment, Computers, Peripherals, etc.

IDE Electronics Brokers Ltd
44-45 Penton Road
London NW1 9QB
Telephone 01-837 7781
Telex 250404

WW — 056 FOR FURTHER DETAILS

WANTED

Test equipment, receivers, valves, transmitters, components, cable and electronic scrap, any quantity. Prompt service and cash. Member of A.R.R.A.

M & B RADIO
86 Bishopgate Street
Leeds LS1 4BB
0532-35649

TURN YOUR SURPLUS Capacitors, transistors, etc, into cash. Contact COLES-HARDING & Co., 103 South Brink, Wisbech, Cambs. 0945-4188. Immediate settlement. We also welcome the opportunity to quote for complete factory clearance. (9509)

STORAGE SPACE is expensive, why store redundant and obsolete equipment? For fast and efficient clearance of all test gear, power supplies, PC boards, components, etc., regardless of condition or quantities. Call 01-771 9413. (8209)

EQUIPMENT FOR SALE

SCOPES, TEK, 545B & CA £200.
Cossor 4100 75MH. £350. — Crawley 884382. (9907)

ARTICLES FOR SALE

With 38 years' experience in the design and manufacturing of several hundred thousand transformers we can supply:

AUDIO FREQUENCY TRANSFORMERS OF EVERY TYPE

YOU NAME IT! WE MAKE IT!

OUR RANGE INCLUDES

Microphone transformers (all types). Microphone Splitter/Combiner, transformers. Input and Output transformers. Direct Injection transformers for Guitars, Multi-Secondary output transformers, Bridging transformers, Line transformers, Line transformers to G.P.O. Isolating Test Specification Tapped impedance matching transformers, Gramophone Pickup transformers, Audio Mixing Desk transformers (all types). Miniature transformers, Microminiature transformers for PCB mounting. Experimental transformers, Ultra low frequency transformers. Ultra linear and other transformers for Valve Amplifiers up to 500 watts. Inductive Loop Transformers. Smoothing Chokes, Filter inductors. Amplifier to 100 volt line transformers (from a few watts up to 1000 watts). 100 volt line transformers to speakers. Speaker matching transformers (all powers). Column Loudspeaker transformers up to 300 watts or more.

We can design for RECORDING QUALITY, STUDIO QUALITY, HI-FI QUALITY, OR P.A. QUALITY. OUR PRICES ARE HIGHLY COMPETITIVE AND WE SUPPLY LARGE OR SMALL QUANTITIES AND EVEN SINGLE TRANSFORMERS. Many standard types are in stock and normal dispatch times are short and sensible.

OUR CLIENTS COVER A LARGE NUMBER OF BROADCASTING AUTHORITIES, MIXING DESK MANUFACTURERS, RECORDING STUDIOS, HI-FI ENTHUSIASTS, BAND GROUPS, AND PUBLIC ADDRESS FIRMS. Export is a speciality and we have overseas clients in the COMMONWEALTH E.E.C., USA, MIDDLE EAST etc.

Send for our questionnaire which, when completed, enables us to post quotation by return

SOWTER TRANSFORMERS

Manufacturers and Designers
E. A. SOWTER LTD. (Established 1941), Reg. No. England 303990

The Boat Yard, Cullingham Road, Ipswich IP1 2EG
Suffolk. P.O. Box 36 Ipswich IP1 2EL, England
Phone: 0473 52794 & 0473 219390

(9822)

SERVICES

SMALL BATCH

Productions assembled from Sample or Drawings. Quick deliveries. Competitive prices. Design Service also available. Write or telephone:

SYNERGY BRITON ELECTRONICS LIMITED

BRITON HOUSE, 62 RAILWAY ROAD
DOWNHAM MARKET
NORFOLK PE38 9EL
Telephone (036 63) 5222 (9942)

ELECTRONIC DESIGN SERVICES. Wide engineering experience available for the design of basic circuits to complete systems. Analogue DC to 1GHz and Digital. Write or phone Mr Anderson, Andertronics Ltd, Ridgeway, Hog's Back, Seale (Nr. Farnham), Surrey. Runfold 2639. (9140)

REPETITION SHEET METALWORK on Wiedemann turret press. Long/short runs. Highly competitive. Quick deliveries commission for introductions. — EES Ltd., Clifford Rd., Monks Rd., Exeter. 36489. (8060)

DESIGN SERVICE. Electronic Design Development and Production Service available in Digital and Analogue Instruments, RF Transmitters and Receivers for control of any function at any range. Telemetry, Video Transmitters and Monitors, Motorised Pan and Tilt Heads etc. Suppliers to the Industry for 16 years. Phone or write Mr. Falkner, R.C.S. Electronics, 6 Wolsey Road, Ashford, Middlesex. Phone Ashford 53661. (8341)

SMALL BATCH PCB'S produced from your artwork. Also **DIALS, PANELS, LABELS.** Camera work undertaken. **FAST TURNAROUND.** — Details: Winston Promotions, 9 Hatton Place, London EC1N 8RV. Tel. 01-405 4127/0960. (9794)

PRINTED CIRCUIT MANUFACTURE. Very fast, reliable service. Lowest prices. Prototypes welcome. Inhouse photography. Phone 06474-573 for instant quote or write to AKTRONICS Ltd., 42/44 Ford Street, Moretonhampstead, Devon. (9857)

EURO CIRCUITS

Printed Circuit Boards — Master layouts — Photography — Legend printing — Roller tinning — Gold plating — Flexible films — Conventional fibre glass — No order too large or too small — Fast turnaround on prototypes. All or part service available NOW (963)

EURO CIRCUITS TD.
Highfield House
West Kingsdown
Nr. Sevenoaks, Kent. WK2344

TEST EQUIPMENT CALIBRATION AND REPAIR

Quick turn round, attractive rates, ring for details on Southampton (0703) 431 323

DUTCHGATE LTD.

94 Alfriston Gardens, Sholing
Southampton (9385)

CIRCUIT DRAUGHTING work post. — Details, 051-526 4534. (9)

PRINTED CIRCUIT BOARDS manufactured single/double sided. From circuit diagrams to assembled and tested boards. Any intermediate stages of manufacture undertaken. 3 day turn round on prototype — Phone Maldon (0621) 741560 write to Bancol & Co., 4 The Drive, Maylandsea, Chelmsford, Essex CM3 6AB. (9)

SHEET METAL WORK fine general front panels chassis covers, boxes, prototypes. 1 off batch work fast turnaround. 01-2695. M. Gear Ltd 179A Victoria Road, New Barnet, Herts. (9)

DESIGN DEVELOPMENT MANUFACTURE. We can offer a high quality, professional service, covering all aspects from original design to small batch production. Digital Analogue prototypes welcome. competitive pricing and quick delivery phone Mr. Flower, Digit Ltd., 9, Milldown Road, Goring-Thames, Oxfordshire. Tel: 049 3162. (9)

SPEAKER KITS

Two great new kits from KEF — the Speaker Engineers respected by HiFi enthusiasts all over the world.

One is based on the Model 104aB and the other on the larger, free standing Cantata. We'll give you helpful advice and full instructions.

And you can hear how good the speakers are before you build.

BADGER SOUND SERVICES

46 Wood Street
Lytham St. Annes
Lancs FY8 1QG
Tel: 0253-729247

(9658)

USE A REAL KEYBOARD



Brand new, built and tested. 60 keys including cursor control, stepped rows, typewriter style. Auto repeat. LIC + LC ASCII coded. £44.75 (£53.19 inc p&p and VAT).

S.a.e. for details: TIMEDATA Ltd., 57 Swallowdale, Basildon, Essex. (9864)

TEK 545 B mainframe	£80
TEK 547 mainframe	£150
TEK 151 Sampling plug in	£100
1 L10 Spectrum analyser plug in	£450
TEK 422 15 MHZ portable	£350
RACAL 9913 200 MHZ counter	£150
SYSTEM Donner 5008 500 MHZ sweeper	£495
POLYSKOP 1 400 MHZ	£350
POLYSKOP 2 1200 MHZ	£850
POLYSKOP 3 110 MHZ	£600
FLUKE 8300 DMM AC/DC/OHMS	£195
BRADLEY 233 post generator	£250
PHILIPS PM 6505 television analyser	£100
MARCONI TF 144 H sig/gen	£195
MARCONI TF 868/1 LCR bridge	£85
MARCONI TF 1370/9 oscillator	£100
MARCONI TF 2162 attenuator	£85
MARCONI TF 2201 30 MHZ scope	£195
MARCONI TF 2169 pulse modulator	£195
HP 3200 B VHF oscillator	£395
HP 211A square wave gen	£75
HP 400H voltmeter	£75
HP 140 A mainframe	£175
HP 1416 A swept freq ind	£300
HP 8694 A 8-12.4 GHZ sweeper plug in	£400
HP 8694 B 7-12.4 GHZ sweeper plug in	£400
HP 8693 A 3.7-8.3 GHZ sweeper plug in	£400
HP 1403 vertical plug in	£75
HP 1420 horizontal plug in	£75
SINTEL Capacitance bridge	£150
ADVANCE DVMS	£75
BPL CZ 960 component comparator	£175
AVO 7	£30
AVO 8	£50
TELEQUIPMENT S 51 E oscilloscope	£95
TELEQUIPMENT S 52 scope	£110
TELEQUIPMENT S 61 A scope	£185

All + 15% VAT

ALL EQUIPMENT WORKING & CALIBRATED

DUTCHGATE LTD

94 ALFRISTON GARDENS
SHOLING, SOUTHAMPTON
SOTON (0703) 431323

(9875)

FOR
CLASSIFIED
ADVERTISING
RING
NEIL McDONNELL
ON
01-261 8508

CAPACITY AVAILABLE

TECHTRON INDUSTRIAL & COMMERCIAL ELECTRONICS

PCB AND SYSTEMS ASSEMBLY · LARGE AND SMALL BATCHES · BACK PLANE, PROTOTYPE AND PRODUCTION WIRING TO SPECIFICATION · PROMPT QUOTATIONS AND DELIVERIES
Park Farm-Hoxne-Diss-Norfolk · Tel: Hoxne 520

I.H.S. SYSTEMS

Due to expansion of our manufacturing facilities we are able to undertake assembly and testing of circuit boards or complete units in addition to contract development.

We can produce, test and calibrate to a high standard digital analogue and RF equipment in batches of tens to thousands.

Telephone to arrange for one of our engineers to call and discuss your requirements, or send full details for a prompt quotation.

TEL. 01-253 4562

or reply to Box No. WW 8237 (8237)

DUE TO EXPANSION

KEMITRON ELECTRONICS LTD.

now have additional capacity for

Assembly and testing of PCBs, Circuit Design and Prototype Construction and Micro-processor Systems.

TEL: CHESTER 21817 (9912)

PCBs Production runs or prototypes

Assembly to sample or drawings

- ★ Design Service if required
- ★ Quick response to demand
- ★ Expert hand soldering
- ★ Nothing too large or too small

Telephone or write:

SEAHORSE ELECTRONICS LTD.

Unit 2, Picow Farm Road
 Service Industry Estate
 Runcom, Cheshire

Tel. Runcom (09285) 75950

(9950)

PCB AND ETCHING, small runs.

— Electronic Mail Order, Ramsbottom, Bury, Lancs. Tel. 070 682-3036. (9945)

COIL WINDING

Large or small PRODUCTION RUNS

AIRTRONICS LTD

GARDNER INDUSTRIAL ESTATE
 KENT HOUSE LANE
 BECKENHAM KENT BR3 1UG
 01-659 1147

8936

Capacity Available

Production and Prototype capacity on all types of P.C.B.s

CONTROL PANEL CAPACITY

Electronic/Electrical Equipment manufactured to specifications or designed and manufactured to meet your requirements.
 Delivery dates always adhered to

Do not hesitate to contact us at any time on

0536 515424

Roger Perkis
Roper Ind. Systems

1 Cromwell Road, Kettering

(9903)

K.A.H. ELECTRONICS LTD.

CONSULTANTS - DESIGNERS
 ASSEMBLERS

SPECIALISTS IN MICRO-BASED SYSTEMS

50 Flixton Road
 Urmston, Manchester
 Tel: 061-748 3878

(9919)

SMALL BATCH productions wiring assembly to sample or drawings. Specialist in printed circuits assembly. Rock Electronics, 42 Bishopsfield, Harlow, Essex 0279 33018. (9094)

PRINTED CIRCUITS BOARDS. Quick deliveries, competitive prices. Quotations on request, roller thinning, drilling, etc. Speciality small batches. Larger quantities available. Jamieson Automatic Ltd., 1-5 Westgate, Bridlington, North Humberside. For the attention of J. Harrison (0262) 74738 or 77877. (9652)

ELECTRONIC DESIGN SERVICE. Immediate capacity available for circuit design and development work, PC artwork, etc. Small batch and prototype production welcome. — E.P.D.S. Ltd., 93b King Street, MAIDSTONE, Kent. 0622-677916. (9667)

PCB ARTWORK DESIGN SERVICE with component notation masters and assembly drawings. PADS Electrical Ltd, 01-850 6516, 45 Southwood Road, New Eltham SE9. (7905)

PRINTED CIRCUITS BOARDS. Quick deliveries, competitive prices. Quotations on request, roller thinning, drilling, etc. Speciality small batches. Larger quantities available. Jamieson Automatic Ltd., 1-5 Westgate, Bridlington, North Humberside. For the attention of J. Harrison (0262) 74738 or 77877.

ELECTRONIC DESIGN SERVICE. Immediate capacity available for circuit design and development work, PC artwork, etc. Small batch and prototype production welcome. — E.P.D.S. Ltd., 93b King Street, MAIDSTONE, Kent. 0622-677916. (9667)

CLASSIFIED ADVERTISEMENTS

Use this Form for your Sales and Wants

To "Wireless World" Classified Advertisement Dept., Dorset House, Stamford Street, London, SE1 9LU

PLEASE INSERT THE ADVERTISEMENT INDICATED ON FORM BELOW

- Rate £1. 50 PER LINE. Average six words per line. Minimum THREE lines.
- Name and address to be included in charge if used in advertisement.
- Box No. Allow two words plus 60p.
- Cheques, etc., payable to "Wireless World" and crossed "& Co."

NAME.....

ADDRESS


.....

.....

REMITTANCE VALUE.....	ENCLOSED		

PLEASE WRITE IN BLOCK LETTERS. CLASSIFICATION..... NUMBER OF INSERTIONS.....

ELECTRONIC BROKERS/HAMEG OSCILLOSCOPES



**Brand New —
Top Quality Performance & Value**

HM 307
Single Trace DC-10
MHz, 5mV/cm.
Plus built-in
Component Tester.

HM 312
Dual Trace DC-20 MHz,
5mV/cm. Sweep Speeds
40 ns-0.2 s/cm 8x10
cm Display.

£149 £250

Other models up to 50MHz bandwidth available. Prices and full specs on request. Full demonstration at our premises. Quick delivery.

Prices do not include VAT (15%) or Carriage

WW — 094 FOR FURTHER DETAILS



**ELECTRONIC
BROKERS LIMITED**
49-53 Pancras Road, London NW1 2QB.
Tel: 01-837 7781. Telex: 298694.

INDEX TO ADVERTISERS Appointments Vacant Advertisements appear on pages 133-151

	PAGE		PAGE		PAGE
Acoustical Mfg. Co. Ltd.	14	GEC Semiconductors	76	Quantum Electronics	4
AEL Crystals	32	GEC M-O Valve	27	Racal Recorders	6
Aero Elec (AEL) Ltd	33	Hameg Ltd.	2	Radio Components Specialists	111
Ambit International	112	Harris Electronics (London) Ltd.	22, 32	Radio Shack	104
Antex	66	Hart Electronics	114, 116	Ralfe, P.	118
Apex	85	Henry's Radio	110, 116, 120	R.C.S. Electronics	100
Aspen Electronics Ltd.	27	H.L. Audio	23	R.S.T. Valves	115
Astra Elec. Comps	110				
Avo Ltd	11				
Barrie Electronics Ltd.	107	I.L.P. Electronics Ltd.	98, 108, 109	Sabtronics International	65
BIB Hi-Fi	Cover iv	Industrial Tape Applications	117, 128	Sandwell Plant Ltd.	107
Bi-Pak Semiconductors Ltd.	101	Integrex Ltd.	102, 103	Sasgan	132
Bull, J.	123	Intel Electronic Comps. Ltd.	85	Science of Cambridge	75
Butterworth & Co. Ltd.	26	Intersil	13	Scopex Instruments Ltd.	113
		ITF/IEA	9	Service Trading	105
Cambridge Learning	4, 5			Shure Electronics	36
Carston Electronics Ltd.	24, 25	K.A.C. Electronic Investment	106	Softy Ltd.	98
Carter Associates	26	Kethley Insts.	97	Sonic Sound Audio	8, 116
Catronics	107	Kelsey Acoustics Ltd.	122	Sota Communications Systems Ltd.	100
Chiltern Electronics	128	Kirkham Amplifier	35	Southern Electronics	15
Chiltmead Ltd.	119			Special Products Ltd.	106
Cintec	7	Langrex	115	Star Devices	29
CIL	132	Larsholt Electronics	106	Strumech Eng. Ltd.	27
Circard No. 5	123	Lascar Electronics	12	Strutt Elec. & Mech'l Engrs. Ltd.	98
Colomar (Electronics) Ltd.	116	Legal Ad	120	Sugden, J. E. & Co. Ltd.	104
Communications '80	110	Leavers-Rich Equip. Ltd.	18	Surrey Electronics Ltd.	114
Compec (Europe) '80	30	Levell Electronics Ltd.	3	Swanley Electronics Ltd.	122
Computer Appreciation	122	Lindos Electronics	28	Symot Ltd.	106
Continental Specialities	99	Lowe Electronics Ltd.	34		
Crimson Elektrik	10				
Cropico Ltd.	18	Maclin-Zand Electronics Ltd.	21	Tally Computer	8, 9
Datong	15	Maplin Electronic Supplies	Cover iii, 16	Tandy Corporation	20
Display Electronics	116	Marshall, A. & Sons (London) Ltd.	118	Technomatic Ltd.	125
Dominus	104	Medelec	112	Tektronix (U.K.) Ltd.	Cover ii
Drake Transformers	86	Microcircuits Ltd.	21	Teleradio Electronics	106
		Milward, G.F.	120	Texas Instruments	12
Eagle International	17	Multicore Solders Ltd.	Cover iv	Toolrange Ltd	28
Edicron	34				
Eddystone Radio Ltd.	10	Newbear Computer Store	22, 100	Valradio Ltd.	18
Electronic Brokers Ltd	129, 130, 131, 152	Newtronics	23	Vero Electronics Ltd.	120
Electro-Tech Comps Ltd	124			Vero Speed	128
Electrometric Services	26	Olson Electronics	33	Vero Systems	122
Electrovalue	15	OMB Electronics	33		
Elvins/Dalston	15				
Eraser	122	PBRA Ltd.	107	West Hyde Developments Ltd.	104
Faircrest Eng.	114	Powertan Electronics	121, 126, 127	Wilmslow Audio	31
Farnell Instruments Ltd.	28	Precision Instruments.	19	Wolfson Electronics	32
Feedback Instruments	86	Pyrdex Components	34		
Fyde Electronic Labs Ltd.	22			Z. & I. Aero Services Ltd.	32, 132

**OVERSEAS ADVERTISEMENT
AGENTS:**

France & Belgium: Norbert Hellin, 50 Rue de Chemin Veat, F-9100, Boulogne, Paris.

Hungary: Mrs Edit Bajusz, Hungexpo Advertising Agency, Budapest XIV, Varosliget.
Telephone: 225 008 — Telex: Budapest 22-4525 INTFOIRE

Italy: Sig C. Epis, Etas-Kompass, S.p.a. — Servizio Estero Via Mantegna 6, 20154 Milan.
Telephone: 347051 — Telex: 37342 Kompass.

Japan: Mr Inatsuki, Trade Media — IBPA (Japan), B.212, Azabu Heights, 1-5-10 Roppongi, Minato-ku, Tokyo 106
Telephone: (03) 585 0581.

United States of America: Ray Barnes, IPC Business Press, 205 East 42nd Street, New York, NY 10017 — Telephone: (212) 689 5961 — Telex: 421710.

Mr Jack Farley Jnr., The Farley Co., Suite 1584, 35 East Wacker Drive, Chicago, Illinois 60601 — Telephone: (312) 63074

Mr Victor A. Jauch, Elmatex International, P.O. Box 34607, Los Angeles, Calif. 90034, USA — Telephone (213) 821-8581 — Telex 18-1059.

Mr Jack Mentel, The Farley Co., Suite 650, Ranna Building, Cleveland, Ohio 44115 — Telephone: (216) 621 1919.
Mr Ray Rickles, Ray Rickles & Co., P.O. Box 2008, Miami Beach, Florida 33140 — Telephone: (305) 532 7301.
Mr Tim Parks, Ray Rickles & Co., 3116 Maple Drive N.E. Atlanta, Georgia 30305, Telephone: (404) 237 7432.
Mike Loughlin, IPC Business Press, 15055, Memorial Ste 119, Houston, Texas 77079 — Telephone (713) 783 8673.

Canada: Mr Colin H. MacCulloch, International Advertising Consultants Ltd., 915 Carlton Tower, 2 Carlton Street, Toronto 2 — Telephone: (416) 364 2269
Also subscription agents.

MAPLIN



This superb organ—build the first working section for just over £100. Full specification in our catalogue.



Touch operated rhythm generator, the 'Drumsette'. Construction details 25p. (Leaflet MES49). Specification in our catalogue.



Multimeters, analogue and digital, frequency counter, oscilloscopes, and lots, lots more at excellent prices. See cat. pages 106 and 183 to 188 for details.



61-note touch-sensitive piano to build yourself. Full specification in our catalogue.



A range of highly attractive knobs is described in our catalogue. Our prices are very attractive too!



The 3800 synthesiser build it yourself at a fraction of the cost of one ready-made with this specification. Full details in our catalogue.



A pulse width train controller for smooth slow running plus inertia braking and acceleration. Full construction details in our catalogue.



Speakers from 1½ inch to 15 inch; megaphone. PA horns, crossovers etc. They're all in our catalogue. Send the coupon now!

Post this coupon now for your copy of our 1979-80 catalogue price 70p.

Please send me a copy of your 280 page catalogue. I enclose 70p (plus 37p p&p). If I am not completely satisfied I may return the catalogue to you and have my money refunded. If you live outside the U.K. send £1.35 or ten International Reply Coupons. I enclose £1.07.

NAME _____

ADDRESS _____

WW 180



A wide range of disco accessories at marvellous prices. Our catalogue has all the details.



A very high quality 40W per channel stereo amplifier with a superb specification and lots of extras. Full construction details in our catalogue.



A genuine 150W per channel stereo disco to build yourself. Full specification in our catalogue.

All mail to:—
P.O. Box 3, Rayleigh, Essex SS6 8LR.
Telephone: Southend (0702) 554155.
Shop: 284 London Road, Westcliff-on-Sea, Essex.
(Closed on Monday).
Telephone: Southend (0702) 554000.

MAPLIN

ELECTRONIC SUPPLIES LTD

WW—002 FOR FURTHER DETAILS

A massive new catalogue from Maplin that's even bigger and better than before. If you ever buy electronic components, this is the one catalogue you must not be without. Over 280 pages—some in full colour—it's a comprehensive guide to electronic components with hundreds of photographs and illustrations and page after page of invaluable data.

Our bi-monthly newsletter contains guaranteed prices, special offers and all the latest news from Maplin.



ERSIN

Multicore

5 CORE SOLDER

gets it together...

Toolbox Reels

Three solders that cover all your electrical applications.

40/60 Tin/Lead Size 3 £3.22 each
60/40 Tin/Lead Size 10 £3.22 each
Savbit Alloy/ Size 12 £3.22 each



Soldering Flux Paste 'Ersin'

A fast non-corrosive, rosin flux for general and electrical soldering. Use in conjunction with 'Ersin' Multicore solders.

Size RF10 60p inc. VAT

'Arax' Use in conjunction with 'Arax' Multicore solder for general metal fabrication.

Size AF14 60p inc. VAT

Multicore Wick

Multicore Wick for solder removal and desoldering. For desoldering component leads from PCB's or removing solder from virtually any joints. Size AB10 £1.92p inc. VAT



Wire Stripper and Cutter

Easily adjustable for most sizes of flex and cable. Fitted with extra strong spring for automatic opening. Easy grip handles and handle locking device.

Ref 9 £2.48 inc. VAT



Handy Dispensers (All prices inc. V. A. T.)

Size 19A All electrical work 83p
Size PC115 For small components 92p
Size SV130 Use with copper bits and wires £1.27p
Size AR140 Metal repairs 92p
Size AL150 Aluminium 92p
Size SS160 Stainless Steel £1.38p

Savbit Dispenser

For radio, TV and similar work. Reduces copper erosion.

Size 5 78p inc. VAT



Emergency Solder

Self fluxing, tin/lead solder tape that melts with a match. For electrical and non-electrical applications. Size ES36 55p inc. VAT

Econopak

A reel of 1.2mm 'Ersin' Multicore solder for general electrical use. Size 13A £2.99 inc. VAT

A reel of 3mm 'Arax' Multicore solder for general non-electrical use. Size 16A £2.99 inc. VAT



Solder Cream

Tacky mixture of solder powder and correct percentage of flux for difficult to reach areas.

Electrical/Electronic ('Ersin' Flux) Size BCR10 £1.38

Metal joining ('Arax' flux) Size BCA14 £1.38

Stainless Steel & Jewellery ('Arax Flux) Size BCA16 £2.04

(All prices inc. V. A. T.)



... Bib®

keeps it playing

Cassette Editing Kit

Make editing simple with the Bib splicer, tape cutter and splicing tape, with 6.3mm adaptor.

Ref 56 £2.88 inc. VAT

USA Pat. No. 4067563 (splicer)
Brit. Pat. No. 1507583
Brit Pat. No. 1258280 (method of splicing)



Groov-Kleen Automatic Record Cleaner

For single-play turntables. Removes harmful dust to protect records and stylus. Finished in chrome, bright anodised aluminium and shiny black. Ref. 42. £2.99 inc. VAT

Cassette Fast Hand Tape Winder



The Bib Cassette Fast Winder enables you to wind tape in one cassette whilst you are listening to another cassette. If you have a battery recorder, always use the Fast Winder to save the high battery consumption when fast winding. It winds a C.90 cassette in 60 seconds - faster than most recorders. Ref. 78 £1.59 inc. VAT


Groov-Guard XL-2

Anti-static liquid and record preservative. Following years of research, Bib laboratories have developed Groov-Guard XL-2, Anti-static Record Preservative. When applied to the record, eliminates static charge for the expected life of the record. Another advancement with Groov-Guard XL-2 is that it reduces the frictional wear of the record surface thus giving extended life. Safe pump action dispenser. Non-flammable Non-toxic. Ref. 27 £2.48 inc. VAT



Record Valet

Soft bristles on leading edge remove dust and humid velvet pad collects particles. This advanced cleaner is engineered in a fine shiny black finish and is supplied with dust cover and a 22ml. bottle of anti-static cleaner. Ref. 47 £3.29 inc. VAT



Tape Head Maintenance Kit

Everything necessary for cleaning heads, capstan and pinch wheel on all types of recorders. Cleaning and polishing pads, cleaning liquid and brush inspection mirror included. Ref 25 £2.48 inc. VAT

Ref 25 £2.48 inc. VAT

Brit. Pat. No. 1485069

All prices shown are recommended retail, inc. VAT.

Bib®

In difficulty send direct, plus 20p P & P. Send S.A.E. for free copy of colour catalogue detailing complete range. Bib Hi-Fi Accessories Limited, Kelsey House, Wood Lane End, Hemel Hempstead, Herts., HP2 4RQ.