

wireless world



OCTOBER 1979 50p

Multi-mode transceiver
Sound field mic
Speaker directivity


Take a high performance dual beam storage mainframe, add any two of five vertical plug-ins and you have a specification range which embraces a whole spectrum of applications. With variable persistence, up to four input channels, 15MHz bandwidth and the option to operate in X-Y and differential modes — that's the Teleequipment DM63. The same superb basic features are available in a non-storage model, the D63. All the specs. are in our 36 page catalogue. It's yours for the asking.

TELE-EQUIPMENT



Tektronix UK Ltd., PO Box 69, Coldharbour Lane, Harpenden, Herts. AL5 4UP.
Tel: Harpenden 63141.

Four~trace versatility with or without storage



Front cover shows a stage in the manufacture of an industrial cathode-ray tube at Thorn Brimar Ltd., now the largest maker of such tubes in the UK.

IN OUR NEXT ISSUE

Electrostatic headphones. To improve on the limited sound pressure levels of most e.s. headphones, this design uses an 800V h.t. supply to give a high plate drive voltage.

Electronic speedometer, operating from 1 pulse per road wheel revolution, allows a large distance between activator and sensor.

Measuring sound power: a new technique, easier than measuring electrical power, may replace classical methods specified in standards.

Current issue price 50p, back issue (if available) £1.00, at Retail and Trade Counter, Paris Garden, London SE1. Available on microfilm: please contact editor.

By post, current issue 79p, back issues (if available) £1.00, order and payments to Room CP34, Dorset House, London SE1 9LU.

Editorial & Advertising offices: Dorset House, Stamford Street, London SE1 9LU.

Telephones: Editorial 01-261 8620. Advertising 01-261 8339.

Telegrams/Telex: Wiworld Bispres 25137 BISPRS G. Cables Ethaworld, London SE1.

Subscription rates: 1 year £9.00 UK and \$31 outside UK.

Student rates: 1 year, £4.00 UK and \$15.50 outside UK.

Distribution: 40 Bowling Green Lane, London EC1R 0NE. Telephone 01-837 3636.

Subscriptions: Oakfield House, Perrymount Road, Haywards Heath, Sussex RH16 3DH. Telephone 0444 59188. Please notify a change of address.

USA mailing agents: Expeditors of the Printed Word Ltd, 527 Madison Avenue, Suite 1217, New York, NY 10022. 2nd-class postage paid at New York.

© IPC Business Press Ltd, 1979
ISSN 0043 6062

wireless world

ELECTRONICS/TELEVISION/RADIO/AUDIO

OCTOBER 1979 Vol 85 No 1526

41 Power but little glory

42 Two-metre s.s.b. and f.m. transceiver

by G. R. B. Thornley

48 Sound field microphone

by K. Farrar

51 Radio for 2000 A.D.

54 News of the month

Mobile radio techniques Ceefax for the deaf

56 Components list for two-metre transceiver

57 Looking into current mirrors

by F. J. Lidgley

61 Speaker directivity and sound quality

by James Moir

64 Sidebands as phasors — 2

by J. M. Osborne

71 Letters to the editor

Personal radio services Nature of the electron
What's wrong with teletext

74 Novatexts: Schmitt-type astable circuits

by P. Williams

77 Microcomputer interfaces — 2

by Ian H. Witten

81 Low distortion amplification

by B. J. Codd

86 Circuit ideas

Zero crossing detector 1-10MHz v.c.o.
8-bit tracking a-to-d converter

91 World of amateur radio

92 Passive notch filters — 3


by G. Kalanit

97 New products




YOUR COMPLETE RANGE OF ELECTRONIC HARDWARE...

BIMENCLOSURES




ALL METAL BIMCASES
Red, Grey or Orange 14swg Aluminium removable top and bottom covers. 18 swg black mild steel chassis with fixing support brackets.
BIM 3000 (250x167.5x68.5mm) £15.52



MINI DESK BIMCONSOLES
Orange, Blue, Black or Grey ABS body incorporates 1.8mm pcb guides, stand-off bosses in base with 4 BIMFEET supplied. 1mm Grey Aluminium panel sits recessed with fixing screws into integral brass bushes.
BIM 1005 (161 x 96 x 58mm) £2.48
BIM 1006 (215 x 130 x 75mm) £3.48


MULTI PURPOSE BIMBOXES



Orange, Blue, Black or Grey ABS with 1mm Grey Aluminium recessed front cover held by screws into integral brass bushes. 1.8mm pcb guides incorporated and 4 BIMFEET supplied.

BIM 4003 (85x56x28.5mm)	£1.34
BIM 4004 (111x71x41.5mm)	£1.84
BIM 4005 (161x96x52.5mm)	£2.48

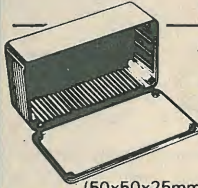

ALL METAL BIMCONSOLES



All aluminium, 2 piece desk consoles with either 15° or 30° sloping fronts, sit on 4 self-adhesive non-slip rubber feet. Ventilation slots in base and rear panel for excellent cooling. See latest catalogue for new styles and sizes

Colour Code	Top Panel	Base
A	Off White	Blue
B	Sand	Green
C	Satin Black	Gold

15° Sloping Panel		30° Sloping Panel	
BIM7151 (102x140x51[28] mm)		BIM7301 (102x140x76[28] mm)	£11.36
BIM7152 (165x140x51[28] mm)		BIM7302 (165x140x76[28] mm)	£12.28
BIM7153 (165x216x51[28] mm)		BIM7303 (165x183x102[28] mm)	£13.43
BIM7154 (165x211x76[33] mm)		BIM7304 (254x140x76[28] mm)	£14.83
BIM7155 (254x211x76[33] mm)		BIM7305 (254x183x102[28] mm)	£16.36
BIM7156 (254x287x76[33] mm)		BIM7306 (254x259x102[28] mm)	£17.71
BIM7157 (356x211x76[33] mm)		BIM7307 (356x183x102[28] mm)	£18.83
BIM7158 (356x287x76[33] mm)		BIM7308 (356x259x102[28] mm)	£19.92



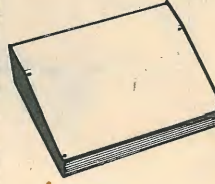
ABS & DIECAST BIMBOXES

6 sizes in ABS or Diecast Aluminium. ABS moulded in Orange, Blue, Black or Grey. Diecast Aluminium in Grey Hammetone or Natural. All boxes incorporate 1.8mm pcb guides, stand-off supports in base and have close fitting flanged lids held by screws into integral brass bushes (ABS) or tapped holes (Diecast).

	ABS		Diecast		Hammetone		Natural	
(50x50x25mm)	N/A		BIM5001/11	£1.54	£1.23			
(100x50x25mm)	BIM2002/12	£1.09	BIM5002/12	£1.66	£1.32			
(112x62x31mm)	BIM2003/13	£1.27	BIM5003/13	£2.24	£1.70			
(120x65x40mm)	BIM2004/14	£1.51	BIM5004/14	£2.81	£2.11			
(150x80x50mm)	BIM2005/15	£1.72	BIM5005/15	£3.19	£2.72			
(190x110x60mm)	BIM2006/16	£2.69	BIM5006/16	£4.94	£3.96			

Also available in Grey Polystyrene with no slots and self-tapping screws
BIM 2007/17 (112x61x31mm) £1.06

LOW PROFILE BIMCONSOLES



Orange, Blue, Black or Grey ABS body has ventilation slots as well as 1.8mm pcb guides and stand-off bosses in base. Double angle recessed front panel with 4 fixing screws into integral brass bushes. 4 BIMFEET supplied.

BIM 6005 (143 x 105 x 55.5 [31.5] mm)	£2.76
BIM 6006 (143 x 170 x 55.5 [31.5] mm)	£3.58
BIM 6007 (214 x 170 x 82.0 [31.5] mm)	£4.83


EUROCARD BIMCONSOLES



Orange, Blue, Black or Grey ABS body accepts full or 1/2 size Eurocards, with bosses in the base for direct fixing. 1.8mm wide pcb guides incorporated and 4 BIMFEET supplied. 1mm Grey aluminium lid sits flush with body top and held by 4 screws into integral brass bushes.

BIM 8005 (169x127x70[45] mm)	£4.71
BIM 8007 (243x187x103[66] mm)	£6.70

BIMTOOLS + BIMACCESSORIES



MAINS BIMDRILLS

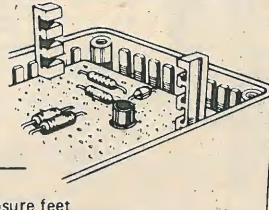
Small, powerful 240V hand drill complete with 2 metres of cable and 2 pin DIN plug. Accepts all tools with 1mm, 2mm or .125" dia. shanks Drills brass, steel, aluminium and pcb's. Under 250g, off load speed 7500 rpm. Orange ABS, high impact, fully insulated body with integral on/off switch £11.21

Mains Accessory Kit 1 includes 1mm, 2mm, .125" twist drills, 5 burrs and 2.4mm collet £2.64

Mains Kit 2 includes Mains BIMDRILL as above, 20 assorted drills, mops, burrs, grinding wheels and mounted points, 1mm, 2mm, 2.4mm and .125" collets. Complete in transparent case measuring 230x130x58mm £23.57

BIMDAPTORS

Allows pcb's to be flat mounted sandwich fashion in BIMBOXES, BIMCONSOLES, and all other enclosures having 1.5mm wide vertical guide slots. One plastic BIMDAPTOR on each corner of pcb(s) enables assembly to be simply slid into place. 54mm long, 10 slots on 5mm spacing and can be simply snapped off to length. £1.15 per pack of 25.



BIMFEET

11mm dia. 3mm high, grey rubber self-adhesive enclosure feet. £0.81 per pack of 24.

12 VOLT BIMDRILLS

2 small, powerful drills easily hand held or used with lathe/stand adaptor. Integral on/off switch and 1 metre cable.

Mini BIMDRILL with 3 collets up to 2.4mm dia. £ 8.62
Major BIMDRILL with 4 collets up to 3mm dia. £14.49

Accessory Kits 1 have appropriate drills and collets as above plus 20 assorted tools. Mini Kit 1 - £16.10, Major Kit 1 - £20.70. Accessory Kits 2 have appropriate drills, collets plus 40 tools and mains-12V dc adaptor. Mini Kit 2 - £36.22, Major Kit 2 - £41.97. Accessory Kits 3 as appropriate Kits 2 plus stand/lathe unit. Mini Kit 3 - £48.30, Major Kit 3 - £54.05.

BIMPUMPS

2 all metal desoldering tools provide high suction power and have easily replaceable screw in Teflon tips. Primed and released by thumb operation with in-built safety guard and anti-recoil system.

BIMPUMP Major (180mm long) £8.51
BIMPUMP Minor (150mm long) £7.24

BIMIRONS

Type 30 General Purpose 27 watt iron with long life, rapid change element, screw on tip, stainless steel shaft and clip on hook. Styled handle with neon. £4.37

Type M3 Precision 17 watt iron, quick change tip, long life element, styled handle with clip on hook. £4.71

BIMBOARDS



DIL COMPATIBLE BIMBOARDS



Accept all sizes (4-50 pin) of DIL IC packages as well as resistors, diodes, capacitors and LEDs. Integral Bus Strips up each side for power lines and Component Support Bracket for holding lamps, switches and fuses etc. Available as single or multiple

units, the latter mounted on 1.5mm thick black aluminium back plate which stand on non slip rubber feet and have 4 screw terminals for incoming power.

BIMBOARD 1 has 550 sockets, multiple units utilising 2, 3 and 4 BIMBOARDS incorporate 1100, 1650 and 2200 sockets, all on 2.5mm (0.1") matrix.

BIMBOARD 1 £ 9.40

BIMBOARD 2 £22.37

BIMBOARD 3 £31.83

BIMBOARD 4 £41.53

DESIGNER PROTOTYPING SYSTEM

1, 2, or 3 BIMBOARDS mounted on BIM 6007 BIMCONSOLE with Integral Power Supply (± 5 to ± 15 Vdc @ 100mA and fixed +5Vdc @ 1A) All O/P's fully isolated. Short circuit and fast fold back protection. Power rails brought out to cable clamps that accept stripped wire or 4mm plug.

DESIGNER 1 £58.65

DESIGNER 2 £64.97

DESIGNER 3 £71.30


...FROM **BOSS**
INDUSTRIAL MOULDINGS LIMITED

All quoted prices are 1 off and include Postage, Packing and VAT. Terms are strictly cash with order unless you have authorised BOSS account. For individual data sheets or short form catalogue on all BOSS products send stamped, self addressed 4" x 8 1/2" envelope

2 Herne Hill Road, London SE24 0AU
Telephone: 01-737 2383
Telex: 919693 Answer Back: 'LITZEN G'
Cables & Telegrams: 'LITZEN LONDON SE24'




DON'T GAMBLE WITH PERFORMANCE BUY LEVELL OSCILLATORS



FREQUENCY 1Hz to 1MHz in 12 ranges.
0 to -1% fine control on TG200DMP.
ACCURACY $\pm 1.5\% \pm 0.01\text{Hz}$ up to 100kHz.
 $\pm 2\%$ up to 1MHz.
SINE OUTPUT 7V r.m.s. down to $< 200\mu\text{V}$ with $R_s = 600\Omega$.
DISTORTION $< 0.05\%$ from 50Hz to 15kHz,
 $< 0.1\%$ from 10Hz to 50kHz, $< 0.2\%$
from 5Hz to 150kHz, $< 1\%$ at 1Hz and
1MHz.
SQUARE OUTPUT TG200D, DM & DMP only, 7V peak
down to $< 200\mu\text{V}$. Rise time
 $< 150\text{nS}$.
SYNC OUTPUT $< 1\text{V}$ r.m.s. sine in phase with output
SYNC INPUT $\pm 1\%$ freq. lock range per volt r.m.s.
METER SCALES TG200M, DM & DMP only. 0/2V
0/7V & $-14/+6\text{dBm}$.
SIZE & WEIGHT 260 x 130 x 180mm. 4.3kg with
batteries.

TG200 TG200D TG200M TG200DM TG200DMP
£92 £99 £115 £120 £125



FREQUENCY 3Hz to 300kHz in 5 decade ranges.
ACCURACY $\pm 2\% \pm 0.1\text{Hz}$ to 100kHz.
Increasing to $\pm 3\%$ at 300kHz.
SINE OUTPUT 2.5V r.m.s. down to $< 200\mu\text{V}$
DISTORTION $< 0.2\%$ from 50Hz to 50kHz,
 $< 1\%$ from 10Hz to 200kHz.
SQUARE OUTPUT 2.5V peak down to $< 200\mu\text{V}$.
SYNC. OUTPUT 2.5V r.m.s. sine.
METER SCALES 0/2.5V & $-10/+10\text{dB}$ on
TG152DM.
SIZE & WEIGHT 260 x 130 x 180mm. 3.4kg with
batteries.

TG152D

Without meter **£74**

TG152DM

With meter **£92**


FREQUENCY 0.2Hz to 1.22MHz on four decade
controls.
ACCURACY $\pm 0.02\text{Hz}$ below 6Hz.
 $\pm 0.3\%$ from 6Hz to 100kHz.
 $\pm 1\%$ from 100kHz to 300kHz.
 $\pm 3\%$ above, 300kHz.
SINE OUTPUT 5V r.m.s. down to $30\mu\text{V}$ with $R_s = 600\Omega$.
DISTORTION $< 0.15\%$ from 15Hz to 15kHz.
 $< 0.5\%$ at 1.5Hz and 150kHz.
METER SCALES 2 Expanded voltage and $-2/+4\text{dBm}$
SIZE & WEIGHT 260 x 180 x 180mm. 5.4kg.

TG66B

Battery model **£245**

TG66A

Mains & battery model **£260**


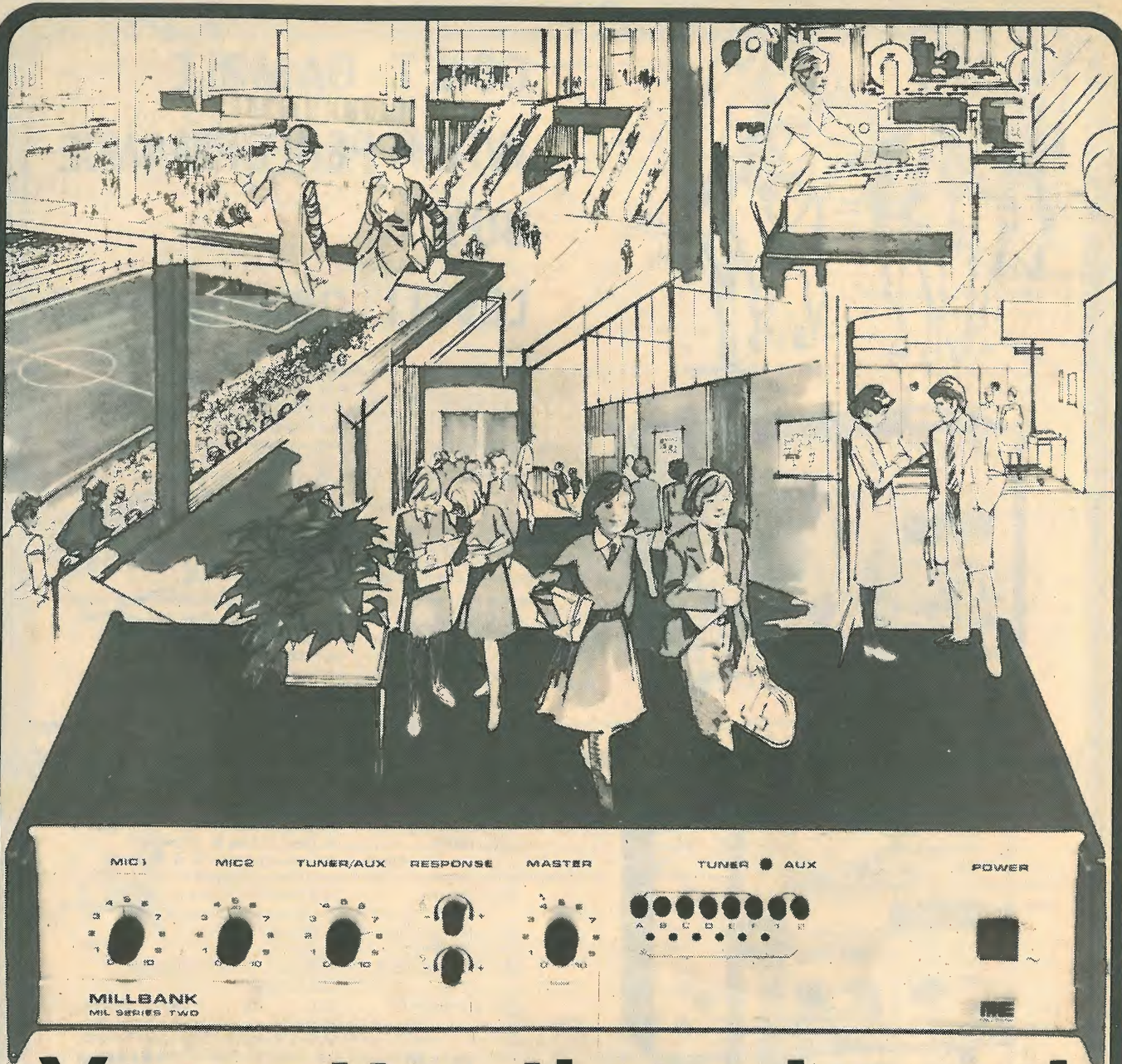


See us at EMIX, Bristol 23-25 Oct. 1979

Prices are ex works with batteries. Carriage, packing and VAT extra.
Optional extras are leather cases and mains power units.
Send for data covering our range of portable instruments.

LEVELL ELECTRONICS LTD.

MOXON STREET, BARNET, HERTS., EN5 5SD.
TEL: 01-449 5028/440 8686



Your attention please!

MIL series amplifiers are designed and priced for installations in a wide range of applications including churches, schools, restaurants, factories, shops and offices.

Each amplifier is available with input facilities for microphones and music sources; six programme push button AM tuners or FM

tuners and preannouncement chimes are available options.

One model incorporates automatic switching to a battery supply in the event of a power failure.

Such a versatile system can confidently satisfy your exact requirements.

Please tick as required.

For further information on this product

Complete range of sound equipment

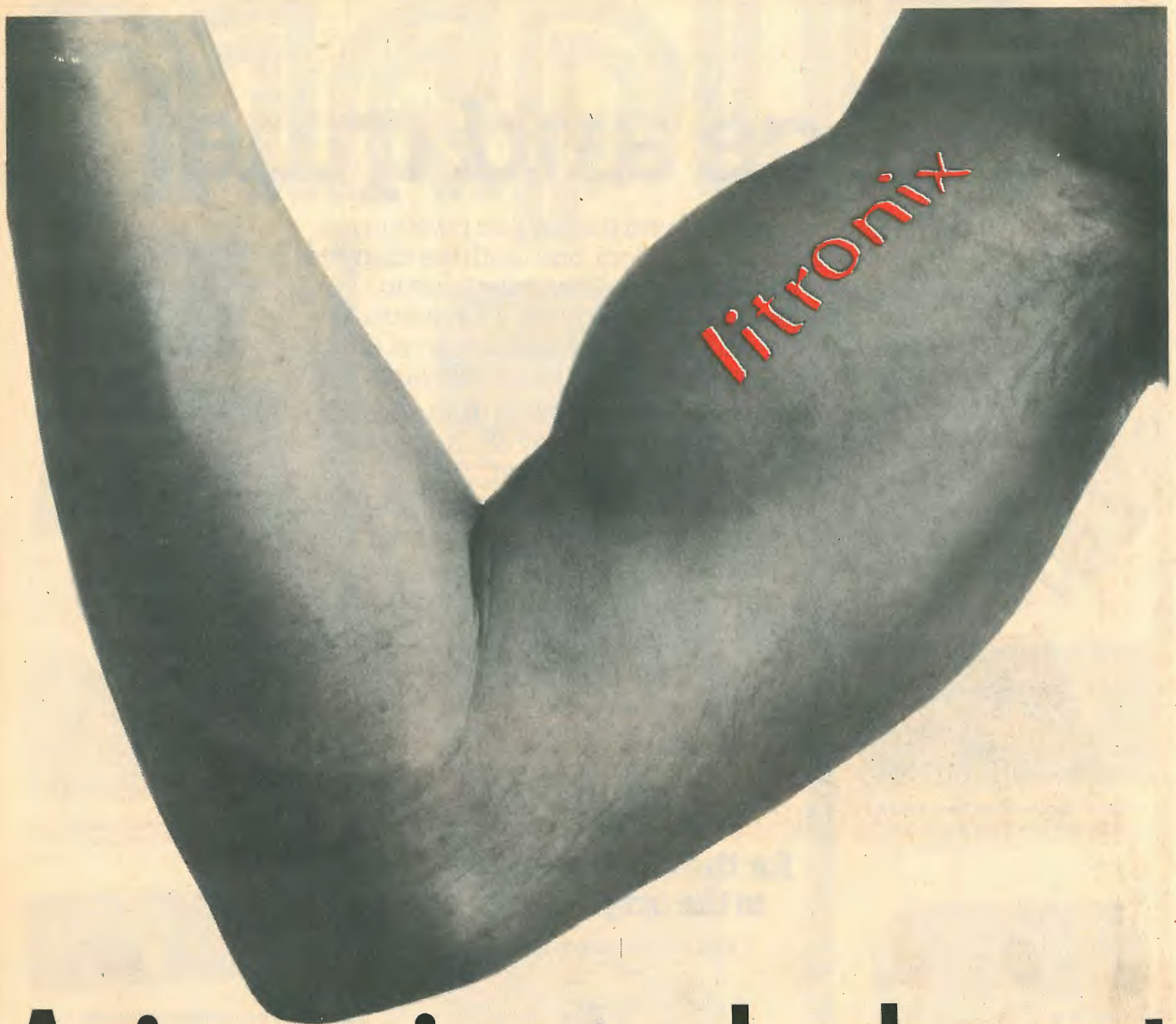
ME
MILLBANK

Name _____

Position _____

Attach this coupon to your letter heading and send to:

MILLBANK ELECTRONICS GROUP LIMITED, MARKETING SERVICES UNIT,
P.O. BOX 33, UCKFIELD, SUSSEX. ENGLAND.



An impressive new development at Crellon.

Litronix is our most recent newcomer. This is very much in line with the Crellon policy of acting as distributor for only the finest principals.

The Litronix range is as impressive as its famous name and covers the following products:

LED's —
red, yellow, orange, green and infra-red Photo-transistors.


Opto isolators —
in a range that includes jedec types, high speed, duals and quads.

Displays —
including 7 segment and 16 segment alphanumeric.

Intelligent displays, too, alphanumeric with memory, decoder, driver and control circuitry, new smaller size package and much faster access time.

Add to all this the prompt, helpful and reliable Crellon service and you'll soon see why, when it comes to distribution, we've got plenty of muscle.

There's a very informative data pack available — telephone or complete the reader reply card.



 **litronix**
Ideas with logic.

Crellon Electronics Ltd., 380 Bath Road, Slough, Bucks
Tel: Burnham (06286) 4434. Telex: 847571

Peace and quiet

The quietest sound the ear can hear moves the eardrum about 10^{-9} cm, one tenth the diameter of a hydrogen molecule. Movement due to random thermal bombardment of the eardrum by air molecules is around this same level and largely accounts for this limit of sensitivity.*

But the distortion contribution from a QUAD 405 amplifier in normal use (say 85dBa) moves the eardrum less than this amount.

Perhaps sitting in a very quiet room at -100°C and without the music we might nearly hear thembut "'tis bitter cold."

For further details on the full range of QUAD products write to:

The Acoustical Manufacturing Co. Ltd.
Huntingdon, PE18 7DB. Tel: (0480) 52561.

*Sensitivity is never made more acute by the presence of other sounds.


QUAD

**for the closest approach
to the original sound**

QUAD is a Registered Trade Mark



MAPLIN



A 63-key ASCII keyboard with 625-line TV interface, 4-page memory and microprocessor interface. Details in our catalogue.



Our catalogue even includes some popular car accessories at marvellous prices.



A 10-channel stereo graphic equaliser with a quality specification at an unbeatable price when you build it yourself. Full specification in our catalogue.



These are just some of the metal cases we stock. There are dozens of plastic ones to choose from as well. See pages 52 to 57 of our catalogue.



A massive new catalogue from Maplin that's even bigger and better than before. If you ever buy electronic components, this is the one catalogue you must not be without. Over 280 pages - some in full colour - it's a comprehensive guide to electronic components with hundreds of photographs and illustrations and page after page of invaluable data.


Our bi-monthly newsletter contains guaranteed prices, special offers and all the latest news from Maplin.



Mobile amateur radio, TV and FM aerials plus lots of accessories are described in our catalogue.



A digitally controlled stereo synthesiser the 5600S with more facilities than almost anything up to £3,000. Build it yourself for less than £700. Full specification in our catalogue.



A superb range of microphones and accessories at really low prices. Take a look in our catalogue - send the coupon now!



An attractive mains alarm clock with radio switching function and battery back up! Complete kit with case only £15.92 (incl. VAT & p & p) MA1023 module only £8.42 (incl. VAT).

Post this coupon now for your copy of our 1979-80 catalogue price 70p. Please send me a copy of your 280 page catalogue. I enclose 70p (plus 37p p&p). If I am not completely satisfied I may return the catalogue to you and have my money refunded. If you live outside the U.K. send £1.35 or ten International Reply Coupons. I enclose £1.07.

NAME _____
 ADDRESS _____


 WW 10779



A superb technical bookshop in your home! All you need is our catalogue. Post the coupon now!



A hi-fi stereo tuner with medium and long wave, FM stereo and UHF TV sound! Full construction details in our catalogue.



Add-on bass pedal unit for organs. Has excellent bass guitar stop for guitarists accompaniment. Specification in our catalogue.

MAPLIN

ELECTRONIC SUPPLIES LTD

All mail to:-
 P.O. Box 3, Rayleigh, Essex SS6 8LR.
 Telephone: Southend (0702) 554155.
 Shop: 284 London Road, Westcliff-on-Sea, Essex.
 (Closed on Monday).
 Telephone: Southend (0702) 554000.

Our early involvement can getting a goodi



make all the difference in idea off the ground.



In this age of advanced technology, design engineers occasionally need the help of a specialist in solving specific problems—above all in the field of electrical connection.

AMP Sales Engineers are qualified to give just such advice. And the earlier they are involved the more help they can give.

The specific knowledge of our engineers is supplemented by the research and development resources and application experience of a multi-national company—the leader in its field.

From specialist aeronautical developments like Concorde to long-run domestic appliance products the experience of AMP is broadly based. And because we're involved in such projects the sophisticated techniques developed to serve extreme environments are readily available to increase reliability and efficiency in other fields.

With manufacturing centres distributed throughout the world, a constant cross-fertilisation of ideas occurs between all AMP companies. Multi-national service of this proportion not only provides prompt world-wide availability, but also safeguards the continuous supply of components by dual-sourcing of manufacture.

So call in AMP on your next design job. Telephone 01-954 2356. You'll certainly find our early involvement a great help.

AMP

**Our connections fit in
with your ideas.**

AMP OF GREAT BRITAIN LTD., TERMINAL HOUSE, STANMORE, MIDDX.

WW — 007 FOR FURTHER DETAILS

Hall Electric Limited International Semiconductor Distributor



Haltron


Germanium Transistors



Silicon Transistors




Integrated Circuits



Zener Diodes


Hall Electric,
International
Semiconductor specialists
and Worlds largest
independent
Tube distributor



Rectifier Diodes

Electron House, Cray Avenue, Orpington, Kent BR5 3QJ Telephone: Orpington 27099. Telex: 896141 Cralec G

FOR THE PRICE OF TWO INPUTS~ THREE INPUTS.



Consider the cost-effective TC314.

It's cost-effective because Gould Advance engineered the TC314 exceptionally well.

To the point that our instrument costs no more than others having two channels – when we deliver three.

As you can see from the front panel, it covers from DC to 50 MHz, has a unit annunciator with indication of overspill and gate open and has store or follow mode with variable sample rate.

Glance, too, at the functions: frequency, period, totalise, ratio and time.

And, as you'd expect from Gould Advance, we use the

seven-segment Sperry/Beckman displays; so readable over a wide angle. Our data also reveals all.




Our display: the big one.

If you don't need so much you want the TC311.

This instrument gives you just two channels—and costs less.

Nonetheless, the spec. is similar to the TC314 with a bandwidth of DC to 10 MHz.



GOULD

An Electrical/Electronics Company

Gould Instruments Division,
Roebuck Road, Hainault, Essex IG6 3UE
Telephone: 01-500 1000. Telex: 263785



Before you read another meter, read about our latest ideas on DMMs



Have you got the facts on our new Model 463 giving you 200 hours operation from a transistor battery? Compact and versatile, this new meter is the latest addition to our range of competitively priced DMMs built to high performance standards. For your up-to-date information pack on our DMMs range write, 'phone or telex now.

Bach-Simpson



Bach-Simpson (UK) Limited,
Trenant Estate, Wadebridge, Cornwall PL27 6HD
Tel: (020881) 2031 Telex: 45451

WW — 078 FOR FURTHER DETAILS



Watts in Digits!

NEW from Anders. Panel-mounted wattmeters that give you a clear, precise digital display. No more mis-reading dials.

Ask for further details on the new Controlology Range of DIGITAL Wattmeters, Voltmeters, Ammeters, Frequency Meters, Power Factor Meters and matching DC panel meters. Standard versions ex-stock.

- **Unique design—no separate transducers required.**
- **Single- and three-phase versions.**
- **Rugged, reliable and accurate.**
- **Measures 'true power', even with distorted wave forms.**
- **From £85.50—discounts for quantity—competitive with analogue equivalents.**


ANDERS MEANS METERS

Anders Electronics Ltd., 48-56 Bayham Place, London, NW1 0EU
Tel: 01-387 9092 Telex: 27364

WW — 095 FOR FURTHER DETAILS

If we told you the best way to talk to your staff... what would you say?

We can tell you how to talk to your secretary, your accounts clerk, your foreman—or to all of them at once. We can now offer you the first really practical and economical duplex intercom system—for all your communication needs.



- **The first 100% British designed and manufactured duplex intercom system**
- **Employs the smallest known control unit**
- **Offers paging facility as standard**
- **Conference facility up to 8 stations—also standard**
- **Uses less cable than competitive systems.**

Easier to install—More standard facilities—And less expensive than most other systems



Barkway Electronics Ltd, Barkway, Royston,
Herts SG8 8EE
Telephone Barkway (0763 84) 666
Telex 817651. Barcom G

WW — 055 FOR FURTHER DETAILS

UK BID FOR YOUR WIRE FRAME MONITOR CHASSIS ORDERS

It's
KGM
the Euro-source
you've been
hoping for!

The alternative source that's near to hand . . .

KGM. A video production line with high volume capability, here in Europe. Ready to meet your orders for open frame monitor chassis that neatly replace those long-range imports you're using currently. Same mounting, same international-standard connections. But one big, competitive advantage . . .

We're so much nearer, with the stocks, fast production response, spares and service you could only expect from a home based source. KGM prices are highly competitive too, especially on big orders. We can prove that with a quote, but how about product performance? . . .

The specifications you want... bright, clear CRT data display, with superior resolution. The quality you get from years of video experience. Your popular screen sizes, in any phosphor colour. Latest miniaturised pcb construction of course, in an open chassis that allows screen tilt and mounting variations to fit your package.

So if you buy video display this way . . . call KGM now. See how keen we are to win your next order.

KGM ELECTRONICS LIMITED
Clock Tower Road, Isleworth, Middlesex TW7 6DU, England.
Telephone: 01-568 0151. Telex: 934120

KGM **ELECTRONICS**
LIMITED

THINK OF A SHAPE



S 500D — dual channel
up to 500W/RMS per
channel DC-20 KHZ

Whatever it is, the **H||H** 'S' range of power amplifiers will handle it

The **H||H** 'S' range is designed to handle heavy industrial usage in the fields of vibrator driving, variable frequency power supplies and servo motor systems.

S 500D

Dual Channel

19" rack mount 3½" high
500w r.m.s. into 2.5 ohms per channel
900w r.m.s. in bridge mode
DC-20 KHZ at full power
0.005% harmonic distortion (typical) at
300w r.m.s. into 4 ohms at 1 KHZ
3KW dissipation from in-built force cooled
dissipators

S 250D

Single Channel

19" rack mount 3½" high
500w r.m.s. into 2.5 ohms
Retro-convertible to dual channel
DC-20 KHZ at full power
Full short and open circuit protection
Drives totally reactive loads with no
adverse effects

A complete range of matching transformers and peripheral equipment for closed loop, constant current and voltage use are available.

Alternative input and output termination to order. Rack case for bench use built to specifications. For complete data write or call.



Kirkham Electronics

MILL HALL, MILL LANE, PULHAM MARKET, DISS, NORFOLK IP21 4XL
DIVISION OF K.R.S. LIMITED
TELEPHONE (037 976) 639/594

FRANCHISED COMMERCIAL AND INDUSTRIAL AGENTS FOR **H||H** ELEC-

WW — 063 FOR FURTHER DETAILS

How to be 16 places at once,



LM-1 Logic Monitor **£28.70**

When's the last time you had a nice chat with an integrated circuit? All you need is something to translate what's happening in its simple little logical mind. Something like our popular Logic Monitors.

Clip one onto an IC—any DIP up to 16 pins—and the 16 LEDs on top of our Logic Monitor follow the state of each

pin. You have, in effect, 16 tiny logic probes in one pocket-size circuit-powered instrument.

And, as everyone knows, 16 LEDs are better than one. Because with just a glance, you can see inputs affecting outputs, a whole IC at a time. When you think about it, it's the logical way to look at IC's!

CONTINENTAL SPECIALTIES CORPORATION



EUROPE, AFRICA, MIDEAST: CSC UK LTD.,
DEPT. 7X
Shire Hill Industrial Estate Units 1 and 2
Saffron Walden, Essex CB 11 3AQ
Telephone: SAFFRON WALDEN (0799) 21682
TLX 817477

CONTINENTAL SPECIALTIES CORPORATION. DEPT. 7X
Unit 1, Shire Hill Industrial Estate, Saffron Walden, Essex.

Name _____
Address _____

Inc P&P and 15% VAT LM-1 £34.44	I enclose cheque/ PO for £ _____	FREE Catalogue tick box <input type="checkbox"/>
---	-------------------------------------	---

 Phone your order with Access, Barclaycard
or American Express Card No. _____ Expiry date _____

WW — 019 FOR FURTHER DETAILS

U.K. Two-way Radio Checklist				
	STORNO	MOTOROLA	GEC	PYE
Most EXPERIENCE				✓
Most DEPOTS				✓
Most SITES				✓
Most ENGINEERS				✓
Most SALES				✓

OK

But what does it all add up to?

Big is not always beautiful.

So when we boast more resources than all our competitors put together you might be inclined to think: so what?

We agree.

When *you* are making substantial investments in two-way radio we expect more than facts and figures to be taken into account.

Like the people you are dealing with, starting with the salesman and right up to the top. How good is your relationship with the man up front. Is he thinking long term or looking for a quick sale today?

And who is backing up his promises - a well resourced U.K. based manufacturing and supplying

company wholly dedicated to the future growth and development of two-

way radio or a remote parent company looking for maximum advantage in whichever markets suit it best at the time? (If the latter, ensure he'll be around next time you have a replacement or extension problem).

We are not suggesting that you look to Pye Telecom for perfection. In this business staying the course for 35 years and making all the running for the future will always have its problems. But if ever those problems happen to be yours, you can count on our full commitment now and our resources whenever you need them.



Pye Telecommunications Ltd.,
St. Andrews Road, Cambridge, CB4 1DW.
Telephone: 0223 61222

WW-037 FOR FURTHER DETAILS

Prices from £

More second user bargains from Carston

Top Quality Test Equipment at the keenest prices

TEK 465 and 475A now ex-stock

Acoustic	Prices from £	Oscilloscopes	Prices from £	Pulse Generators	Prices from £	Recorder & Signal Conditioning Equipment	Prices from £
BRUEL & KJAER		ADVANCE		E. H. RESEARCH		BRUNO WOELKE	
2203 Precision sound level meter	400	OS1000A DC-20 MHz dual trace	310	G7105 V/50 Ω 30 Hz-50 MHz RT 5 ns	100	ME102B Wow and flutter meter	75
2204 Precision sound level meter	475	COSSOR		132AL 50 V/50 Ω 5 Hz-3 MHz RT 12 ns	175	ME102C Wow and flutter meter	90
1613 Octave filter set couples directly to 2203 & 2204	250	110/111 DC-20 MHz dual trace	325	LYONS INSTRUMENTS		Recorders & Signal Conditioning Equipment	
4216 Artificial Mouth	25	110/112 DC-1 MHz differential	275	PG2E 10 V/50 Ω 1 Hz-16 MHz RT 10 ns	130	BRUNO WOELKE	
*2624 Charge Amplifier	65	HEWLETT PACKARD		PG23 10 V/50 Ω 1 Hz-10 MHz RT 5 ns	135	ME102B Wow and flutter meter	75
CEL		184A + 1801A + 1822A DC-50 MHz system, T.B. and amplifier included, storage facility (storage de-rated please ask for details)	650	SYSTRON DONNER		ME102C Wow and flutter meter	90
112 LEQ meter-digital readout	450	1707B20 DC-75 MHz dual trace D.T.B.	700	101 10 V/50 Ω 10 Hz-10 MHz RT 5 ns	95	Recorders & Signal Conditioning Equipment	
Bridges etc.		1710B DC-200 MHz dual trace	1250	Recorders & Signal Conditioning Equipment		BRUNO WOELKE	
DAWE		TEKTRONIX		5103N/D15		3006DLT 12 channels UV 6 inch chart	450
210B Decade Capacitance box	20	Storage system 800 div/ms DC-2 MHz	350	7A13 DC-100 MHz differential comparator	350	A1000 Galvo 600 Hz 0.34 mA/cm	30
0.1 μF-1 mF 0.1 μF step		7B70 Dual time base with 7B71 delayed sweep (for 7000 series)	275	536 Mainframe 11 MHz X-Y	100	MICROMOVEMENTS	
MUIRHEAD		519 1 GHz Real Time. Matching accessories included	850	535A/CA DC-15 MHz dual trace DTB	250	M400 Galvo 300 Hz 50 μA/cm	25
D30A Wheatstone bridge test set	75	545B/CA DC-24 MHz dual trace DTB	350	585A/81 DC-80 MHz dual trace DTB	550	M1000 Galvo 600 Hz 0.34 mA/cm	25
SULLIVAN		454 DC-150 MHz dual trace DTB	1350	TELEQUIPMENT		M1600 Galvo 1000 Hz 0.4 mA/cm	25
T1098 Decade resistance bridge	90	D54 DC-10 MHz dual trace	240	D75 DC-50 MHz dual trace D.T.B. (Portable)	550	M8000 Galvo 5 kHz 15.5 mA/cm	25
WAYNE KERR		D83 DC-50 MHz dual trace D.T.B. (Bench)	575	D53/CD/G DC-15 MHz Dual Trace with differential amplifier	225	SIEMENS	
B601Z RF bridge to 5 MHz	275	Oscilloscope Probes - Current		Oscilloscope Probes - Voltage		KOMP III 2 pen potentiometric roll chart	425
SR268 Source for B601Z		TEKTRONIX		HEWLETT PACKARD		Signal Sources & Generators	
Cable Test Equipment		P6021 AC current probe to 20 MHz	200	1121A 500 MHz	90	ADVANCE	
MARCONI		Oscilloscope Probes - Voltage		TEKTRONIX		H1 15 Hz-50 KHz	40
TF2091A/TF2092A White noise generator/receiver 300 channel system complete	350	P6046 Differential probe DC-100 MHz	215	P6046 Differential probe DC-100 MHz	215	DAWE	
*TF2333 Transmission Test Set	575	Oscilloscope Cameras		HEWLETT PACKARD		410C 0.1 Hz-10 KHz	40
74226B Telephone cable test set	120	195A Pack film polaroid	190	198A Pack film polaroid	120	EH RESEARCH	
*74216A Noise Generator CCITT	240	TEKTRONIX		TEKTRONIX		967 Attenuator 25W 0-40 db	30
*74261 A Psophometer CCITT	475	C30AR Roll film polaroid	130	Power Meters		HEWLETT PACKARD	
Circuit Magnification		Power Meters		HEWLETT PACKARD		200CD 5 Hz-600 kHz O/P 10 V RMS	75
MARCONI		HEWLETT PACKARD		432A/478A 10 MHz-10 GHz wideband with bolometer	350	8693/100 3.7-8.3 GHz 5 mW, sweeper plug-in	525
TF1245/46/47 'O' Meter with Oscillators	525	195A Pack film polaroid	190	Power Supplies		*608E 10-480 MHz AM	410
Counter Timers		TEKTRONIX		HEWLETT PACKARD		*618C 3-8-7.6 GHz FM	1600
HEWLETT PACKARD		C30AR Roll film polaroid	130	620B 7-11 GHz FM	120	*620B 7-11 GHz FM	1600
5263A Time interval plug-in	60	Power Meters		MARCONI		Wave Analyzers	
MARCONI		HEWLETT PACKARD		TF791 FM Deviation Meter 4-1024 MHz	95	GENERAL RADIO	
TF2414A DC-40 MHz 7 digits	170	432A/478A 10 MHz-10 GHz wideband with bolometer	350	TF801D1 10-470 MHz AM, PM	150	1232A Tuned amplifier and null detector 20 Hz-20 KHz	75
TF2422 Frequency divider to 300 MHz	30	Power Supplies		TF885 0-12 MHz Sine/Square	75	HEWLETT PACKARD	
RACAL		HEWLETT PACKARD		TF995A/2 1.5-220 MHz AM, FM	350	302A 20 Hz-50 kHz 75 db range	375
9024 10 Hz-600 MHz 7 + 1 digits	325	6265B DC stab. variable 40 V/3 A	195	TF995B/5 0.2-220 MHz AM, FM	475	WAYNE KERR	
9059 DC-560 MHz with battery pack	300	ROBAND		TF1060 0-1.2 GHz AM, FM	150	A321 20 Hz-20 KHz. Sens.-75 db	125
9835 DC-15 MHz 6 digits	145	T101 50 V 1 A Variable	30	TF2005A Two tone 20 Hz-20 KHz	200	Redundant Test Equipment	
9837 DC-80 MHz 6 digits	190	SOLARTRON		ROHDE & SCHWARZ		Why not turn your under-utilized test equipment into cash? Ring us and we'll make you an offer.	
Function Generators		As 751 50 V 1 A Variable	25	SWOB I 0.5-400 MHz 75 Ω	225		
HEWLETT PACKARD		STARTRONIC		SWOB II 0.5-1200 MHz 50 Ω with delay line and accessories	1250		
3300A 0.01 Hz-100 kHz sine, square triangular	100	117 20 V 0.5 A Variable	25				
3301 Auxiliary plug-in		SYSTRON DONNER					
Logic Analysers		LNG 16-10 16 V 10 A variable	75				
HEWLETT PACKARD		Pressure & Displacement Transducers					
1601L Logic state analyser 12 channel display	600	ELECTRO MECHANISMS					
Mains Monitors		LVDT DC linear variable ±0.50 inches	25				
AMPROBE							
LAV3X Mains voltage recorder	45						
GEC							
FB31A Surge monitor records mains spikes + filter	85						
RUSTRAK							
288 + CT Clamp-on AC recording ammeter	95						
Modulation Meters							
AIRMEC							
*210 1-300 MHz AM/FM	195						
*409 3-1500 MHz AM/FM	325						
MARCONI							
*TF23300A 1-1000 MHz AM/FM	520						

Redundant Test Equipment
Why not turn your under-utilized test equipment into cash? Ring us and we'll make you an offer.



Contact David Kennedy
01-267 5311/2
Carston Electronics Limited,
Shirley House, 27 Camden Road,
London NW1 9NR. Telex: 23920

note our new telephone number

*Equipment added this month

VAT charged at Standard Rate

Whoever sees it, you won't blush.

With JVC's help, no non-broadcast video producer need feel embarrassed when a producer from the broadcast side of the fence looks at one of his tapes. That's because JVC have developed, at an affordable cost, a portable camera which brings truly professional quality to CCTV.

It's the three-tube CY-8800E. Nothing at anywhere near the price handles colour so faithfully, with so small a registration error, with such excellent signal-to-noise ratio even in poor light.

But you don't have to believe an advertisement. Ask one of the Bell & Howell Video Centres (addresses opposite) to make an appointment to bring the camera to where you work. This will prove that among its other merits the CY-8800E travels well and is easy to carry around. Then try it on your shoulder and a tripod. This way you'll discover that it's going to serve you just as well in the studio as in the field.

Finally, when you've admired the pictures on the colour monitor, admire the features – features to optimise performance under all conditions. Fully automatic features that help make the CY-8800E so remarkably easy to use (which means you can concentrate on images, not have to apply half your mind to controls).

With the camera and monitor, the Video Centre demonstrator will be

bringing (probably wearing) the JVC CR-4400LE. This is the portable, but equally professional, recorder/player for ¾" U-format cassettes. It's the perfect complement to the CY-8800E (indeed, it was designed to be just that).

The CR-4400LE will give you colour playback, direct into a monitor, on site.



It has an automatic assemble editing function and drop-out compensation. Best of all, its designers have made no concessions to quality to achieve portability. It records and plays as well as non-portable U-format equipment (with which, of course, its tapes are fully compatible).

Are all these claims valid? It will cost nothing except a phone call to a Video Centre to discover for yourself that the CY-8800E and CR-4400LE are as good as we think them to be.

If you'd prefer to read the leaflets first, use the inquiry service or send your name or headed notepaper to Dept CY/8, Bell & Howell A-V Ltd., Freepost, Wembley, HA0 1BR (no stamp needed). We're the exclusive distributor of JVC video equipment to industrial, institutional and commercial markets in the UK and Eire. And, of course, we offer the exclusive Bell & Howell Supershield warranty which guarantees free repairs and replacements (except for tapes and camera tubes) for two years from date of purchase. Plus free transportation to and from video workshop.† Plus free advice.

First-class equipment from JVC. First-class support from Bell & Howell Video Centres. And Supershield, a first-class guarantee.

 **BELL & HOWELL**
Information systems. For work, education and entertainment.



JVC

† The two-year guarantee and free advisory service apply throughout the United Kingdom and Eire and free transportation is provided in England, Scotland and Wales, excluding the Channel Islands and the Isle of Man.

Bell & Howell Video Centres

Avon Video South Ltd, 5 Kingsmead Sq, Bath. 0225 61985

Avon E.F.V.A. Ltd, Raysfield, Finch Road, Yate. 0454 319306

Berkshire Maidenhead A-V Ltd, 38-40 Station Road, Twyford. 0734 340921

Dorset Soundcraft A-V Ltd, 17 Whittle Road, Ferndown Ind Estate, Wimborne, Dorset. 0202 875466

Eire Eurotek (Ireland) Ltd, 1 Walworth Rd, Dublin 8. 0001 782343

Hertfordshire Hammond A.V. & Video Services, 60 Queens Road, Watford WD1 2QN. 0923 39733

London Edric Audio Visual Ltd, 34-36 Oak End Way, Gerrards Cross, Bucks. 02813 84646

London R.E.W. Video, Video House, 146 Charing Cross Rd W.C.2. 01-240 3064

London Visual Marcom Systems Ltd, Thames Road, Strand on the Green W4. 01-995 8345

London Studio 99 Video Ltd, 73 Fairfax Rd, NW6. 01-328 3282

London Teletape Video, 12 Golden Square, W1. 01-734 1319

London Zoom T.V. Ltd, Cowley Mill Trading Estate, Longbridge Way, Uxbridge UB8 2YG. 0895 57981

London Trec Consultants, 186 Park View Rd, Welling. 01-303 7406

London Stanmore Video Services Ltd, 91-91a High Street, Edgware, Middx. 01-951 0466

Manchester Cinephoto Ltd, 17 The Crescent, Salford M5 4PF. 061 736 6221

Hereford & Worcs Istead A-V Ltd, 38 The Tything, WR1 1JS. 0905 29713

Merseyside Hargreaves A-V Ltd, 204-206 Warbreck Moor, Aintree, Liverpool L9 0HZ. 051 525 1786

Northern Ireland Video Services Ireland, Unit BR2613, Cowswater Ind Estate, East Bread St, Belfast BT5 5AT. 0232 55194

Nottingham Midland Video Systems Ltd, 3A Attenborough Lane, Chilwell NG9 5JN. 0602 252521

Scotland C. W. Cameron Ltd, Burnfield Road, Giffnock, Glasgow G46 7TH. 041 633 0077

Surrey H. Hocken Ltd, 33 Station Road, Redhill. 0737 62776

Surrey Ham & Gibson Ltd. 43 Malden Way, New Malden, Surrey KT3 6EA. 01-942 9635

Somerset Telec Video, 6 Oxford Road, Pen Mill Trading Est, Yeovil BA21 5HT. 0935 26451

Tyne & Wear Tyne Video Ltd, South Shore, East Gateshead Ind Estate NE8 3AE. 0632 775627

Tyne & Wear Turners A-V Ltd, 10 Malmo Close, N.S. Trading Est, Tyne & Wear NE29 7SL. 08945 79121

Wales EOS Electronics Ltd, EOS House, Weston Square, Barry CF6 7YF. 0446 741212

Wales Drake Video Services, 212 Whitchurch Road, Cardiff CF4 3XF. 0222 24502

West Midlands Studio 45 A-V Ltd, 45 Templar Avenue, Tile Hill, Coventry CV4 9BQ. 0203 461341

Yorkshire Saville A-V Ltd, Salisbury Road, York YO2 4YW. 0904 52011



BELL & HOWELL

Information systems. For work, education and entertainment.


NEW LOW PRICES ALL EX-STOCK

REAL-STATE-OF-THE-ART

TWO NEW AC/DC/BATTERY PORTABLE FREQUENCY COUNTERS FROM OPTOELECTRONICS USA

Model 8000.1A
8 DIGITS 10Hz to 600MHz
 ONLY £299.00 inc. (was £351)
 (£256 + £4 p&p + VAT £39.00)

Complete with built-in NiCads & charging circuits.



The OPTO 8000.1A is a no-compromise professional quality counter. Thanks to new CMOS LSI technology, size, power & cost have shrunk while performance improved. The OPTO 8000.1A combines this new technology with careful circuit design and unique packaging for a state-of-the-art counter that sets the pace.

- * Selectable step attenuation X1, X10, X100 (avoids false counting)
- * 50 ohm (AC coupled) & 1 Megohm (DC coupled) inputs shunted by 20 pF & diode protected against overload
- * Precision TCXO time base: 1 PPM (0.0001%)
- * Aging less than 1 PPM first 3 years less than 0.5 PPM thereafter
- * Super sensitivity with preamps in both Hi-Z & 50 ohm inputs: 2-10mV RMS below 150 MHz 10-50mV RMS to 600 MHz
- * Auto decimal point * Deluxe rugged aluminium case * Lead zero blanking control & LED gate period indicator

Model OPTO 7000
7 DIGITS 10Hz to 600MHz
 ONLY £141.45 inc. (was £168)
 (£120 + £3 p&p + VAT £18.45)

Complete with built-in NiCads, charging circuits & rear panel switch for 1Hz resolution.



size: only 1 1/2" H x 4 1/2" W x 5 1/2" D. The miniature go-anywhere counter that gives you more range, visibility, accuracy and versatility than any comparable unit at anywhere near its low, low price.

- * TCXO time base 0.08PPM/°C - 1PPM (0.0001% accuracy) less than 2PPM per year aging
- * Deluxe gold & black anodised aluminium case
- * Hi-Z & 50 ohm inputs
- * 1 sec & 1.10 sec. gate times
- * Built-in prescaler & preamps standard
- * Auto decimal
- * BNC connectors
- * No direct connect required for RF pick up
- * State-of-the-art LSI circuitry
- * Sensitivity: 10mV to 60MHz 25mV to 150 MHz 50 mV to 450 MHz (less than 75mV guaranteed)
- * Power requirement 7.5 V AC/DC @ less than 250 mA.

ELENCO PRECISION DMM 1200B
 ONLY £66.70 inc. (for a limited period only)
 (£55 + £3 p&p + VAT £8.70)

The most versatile DMM we have ever offered at lowest ever price!



- * 3 1/2 digit jumbo LED (0.56") display
- * 0.05% basic accuracy
- * Measures AC/DC voltage from 100 microvolts to 1000 volts, AC/DC current from 1 microamp to 2 Amp & Resistance from 0.01 ohm to 20 Megohm
- * Fully overload protected to 1000 volts!

- * High input impedance to 10 Megohm
- * Mains (with adaptors not supplied) or battery (both disposable & NiCads) operation
- * Uses 1% precision resistors not unstable trim pots
- * Hi. Lo power ohms-Hi for diodes Lo for resistors in circuit (on how many DMM's costing less than £100 do you find this feature?)

ELENCO VARIABLE VOLTAGE POWER SUPPLIES

The XP-700 and XP-600 are variable voltage supplies which feature fail safe automatic overload protection. Maximum output current is externally adjustable from 50 mA to 3 amps. Special circuits protect equipment, user and itself. Current limiting adjustment is easy, simply short output and adjust limit control to read desired maximum current. The output voltage is continuously variable and precisely held to your setting. Ideal for use in labs, service shops, schools, home and industry.



MODEL XP-700
 0-40V @ 1.5 Amps
 0-20V @ 3 Amps
 Regulated, 3 1/2 Digits
 Meter 1/2% Accuracy

Also available Model XP-600 - same as XP-700 but with dual analog meters

Specifications	XP-700	XP-600	Specifications	XP-700	XP-600
Input Voltage	120/240	120/240	Current Protection	.05-3A lim	.05/3A lim
Output Voltage	0-40 VDC	0-40 VDC	Short Protection	.05-3A lim	.05/3A lim
Output Current	1.5/3A	1.5/3A	Crowbar Protection	none	none
Load Regulation	.1 volts	.1 volts	Output Impedance	.025 ohms	.025 ohms
Line Regulation	.1 volts	.1 volts	Meter	Digital 1/2%	50V, 5A 5%
Ripple Max. RMS	.005V	.005V			

We are the sole UK distributors for OPTO Electronics Inc. and **ELENCO PRECISION**




Maclin-Zand Electronics Ltd.
 38 Mount Pleasant, London WC1X0AP
 Tel. 01-837 1165
 Telex: 8953084 MACLIN G

WW 015 - FOR FURTHER DETAILS

M-tron Quartz Crystals

Computer design program gets it right. Every time.



A separate "X" section is shown in the illustration at the left. A "Z" section cut from the "X" section yields the frequency control industry's most popular cut, the AT.

M-tron is a major, long established manufacturer of AT cut crystals suitable for fundamental and overtone operations in the 1MHz to 170MHz frequency range.

There's a fast sampling service backed up by volume production capability for the microprocessor, CATV, communications, automotive and TV games markets.

M-tron's big advantage is the sophisticated computer design program that determines the optimum mechanical parameters of a crystal to meet your electrical specifications.

MCP Electronics are the sole UK agent for M-tron products, many commonly used frequencies are available from stock at very competitive prices. For more details and the new catalogue, contact Ron Adams,



MCP Electronics Ltd., Station Wharf, Alperton, Wembley, Middx. Tel: 01-902 5941.

WW-071 FOR FURTHER DETAILS

ASTRA-PAK				92 GODSTONE ROAD				WHYTELEAF SURREY CR3 0EB			
7400	0.12	7495	0.54	74190	1.05	74LS113	0.36	4007	0.16	4085	0.72
7401	0.12	7498	0.60	74191	0.99	74LS114	0.36	4008	0.92	4086	0.78
7402	0.12	7497	2.38	74192	0.99	74LS123	0.82	4009	0.45	4089	1.55
7403	0.12	74100	0.94	74193	1.05	74LS124	2.45	4010	0.48	4093	0.65
7404	0.13	74104	0.40	74194	0.90	74LS125	0.44	4011	0.15	4094	1.80
7405	0.13	74105	0.40	74195	0.84	74LS126	0.44	4012	0.16	4095	1.10
7406	0.28	74106	0.28	74196	0.80	74LS132	0.89	4013	0.42	4096	1.10
7407	0.28	74109	0.45	74197	0.90	74LS136	0.40	4014	0.80	4097	3.50
7408	0.14	74110	0.48	74198	1.48	74LS138	0.53	4015	0.77	4098	1.12
7409	0.14	74111	0.70	74199	1.48	74LS139	0.53	4016	0.42	4099	1.90
7410	0.13	74116	1.60	74221	1.50	74LS151	1.05	4017	0.77	4404	1.00
7411	0.18	74118	0.82	74273	2.15	74LS153	0.50	4018	0.87	4412	0.30
7412	0.21	74119	1.30	74279	1.25	74LS154	1.20	4019	0.82	4428	0.80
7413	0.25	74120	0.82	74283	1.70	74LS155	0.88	4020	0.82	4445	1.50
7414	0.54	74121	0.25	74284	6.85	74LS156	0.88	4021	0.82	4449	0.30
7416	0.27	74122	0.40	74293	1.35	74LS157	0.47	4022	0.82	4501	0.17
7417	0.27	74123	0.53	74298	1.92	74LS158	0.53	4023	0.15	4502	0.88
7420	0.13	74125	0.44	74390	1.92	74LS160	1.22	4024	0.88	4507	0.50
7421	0.28	74126	0.45	74393	2.12	74LS161	0.89	4025	0.15	4508	2.25
7422	0.17	74128	0.62	74LS00	0.19	74LS162	1.22	4026	0.15	4510	1.05
7423	0.25	74132	0.88	74LS01	0.19	74LS163	0.69	4027	0.50	4511	0.98
7425	0.20	74135	0.68	74LS02	0.19	74LS164	1.20	4028	0.67	4512	0.92
7426	0.25	74136	0.75	74LS03	0.19	74LS168	2.00	4029	0.88	4514	2.85
7427	0.25	74137	0.75	74LS04	0.20	74LS169	2.00	4030	0.48	4515	2.80
7428	0.28	74141	0.58	74LS05	0.20	74LS170	1.76	4031	1.34	4516	1.02
7430	0.13	74142	2.00	74LS08	0.19	74LS173	1.05	4033	1.25	4518	0.99
7432	0.24	74143	2.00	74LS09	0.19	74LS174	1.12	4034	2.00	4519	0.50
7433	0.32	74144	2.00	74LS10	0.19	74LS175	1.05	4035	1.00	4520	1.05
7437	0.24	74145	0.64	74LS11	0.19	74LS189	2.85	4036	2.40	4521	2.00
7438	0.24	74147	1.30	74LS12	0.19	74LS190	0.81	4037	0.99	4522	1.35
7440	0.13	74148	1.18	74LS13	0.46	74LS191	0.81	4038	1.00	4527	1.80
7441	0.52	74150	0.99	74LS14	1.10	74LS192	1.80	4039	2.80	4528	0.92
7442	0.55	74151	0.80	74LS15	0.19	74LS193	1.80	4040	0.88	4529	1.10
7443	0.90	74153	0.80	74LS20	0.19	74LS195	1.12	4041	0.77	4536	3.56
7444	0.90	74154	1.05	74LS21	0.19	74LS196	1.20	4042	0.72	4553	4.20
7445	0.70	74155	0.63	74LS22	0.19	74LS197	1.20	4043	0.82	4555	0.85
7446	0.70	74156	0.63	74LS26	0.24	74LS221	1.12	4044	0.82	4556	0.85
7447A	0.64	74157	0.63	74LS27	0.40	74LS247	0.97	4045	1.42	4558	1.05
7448	0.60	74159	1.70	74LS30	0.19	74LS248	0.97	4046	1.30	4566	1.40
7460	0.13	74160	0.80	74LS32	0.25	74LS249	0.97	4047	0.96	4583	0.75
7451	0.13	74161	0.80	74LS37	0.27	74LS251	1.00	4048	0.80	4585	1.03
7453	0.13	74162	0.80	74LS38	0.27	74LS253	1.05	4049	0.42		
7454	0.13	74163	0.80	74LS40	0.19	74LS257	1.05	4050	0.42		
7460	0.13	74164	0.89	74LS42	0.53	74LS258	1.05	4051	0.64		
7470	0.28	74165	0.89	74LS47	0.97	74LS266	0.39	4052	0.84		
7472	0.22	74166	0.99	74LS48	0.97	74LS273	2.50	4053	0.84		
7473	0.26	74167	2.70	74LS49	0.97	74LS279	0.50	4054	1.10		
7474	0.26	74170	1.68	74LS51	0.19	74LS283	1.00	4055	1.00		
7475	0.30	74172	4.00	74LS54	0.19	74LS289	2.85	4060	0.98		
7476	0.26	74173	1.18	74LS55	0.20	74LS293	0.90	4066	0.48		
7480	0.45	74174	0.89	74LS73	0.30	74LS298	1.60	4067	3.50		
7481	0.90	74175	0.88	74LS74	0.34	74LS352	0.92	4068	0.24		
7482	0.80	74176	0.88	74LS75	0.45	74LS353	1.05	4069	0.17		
7483	0.72	74177	0.88	74LS76	0.32	74LS365	0.50	4070	0.17		
7484	0.90	74178	1.20	74LS78	0.32	74LS366	0.50	4071	0.17		
7485	0.88	74179	1.10	74LS83	0.78	74LS367	0.50	4072	0.17		
7486	0.26	74180	0.90	74LS85	0.90	74LS368	0.50	4073	0.17		
7489	2.90	74181	1.92	74LS86	0.35	74LS386	0.37	4075	0.17		
7490	0.35	74182	0.75	74LS93	0.95	74LSB70	2.00	4076	1.05		
7491	0.85	74184	1.20	74LS95	1.10	4000	0.14	4077	0.46		
7492	0.44	74185A	1.20	74LS107	0.38	4001	0.15	4078	0.22		
7493	0.80	74186	7.20	74LS109	0.38	4002	0.18	4081	0.17		
7494	0.40	74188	2.70	74LS112	0.38	4006	0.92	4082	0.20		

WW - 024 FOR FURTHER DETAILS

J E S AUDIO INSTRUMENTATION

Illustrated the Si 451 Millivoltmeter — pk-pk or RMS calibration with variable control for relative measurements. 50 calibrated ranges £70.00.

Si452 Distortion Measuring Unit £56.00
15 Hz — 20 KHz — .01%

Si453 Low distortion Oscillator, Sine—Square—RIAA £70.00

PRICES plus VAT

J. E. SUGDEN & CO. LTD. Tel. Cleckheaton (0274) 872501
CARR STREET, CLECKHEATON, W. YORKS BD19 5LA

WW - 054 FOR FURTHER DETAILS

STEREO DISC AMPLIFIER 3

A reference amplifier for disc monitoring and transfer when replay signals of the highest quality are required.

Based on the Surrey Electronics Disc Amplifier 2 and manufactured under licence, two unbalanced outputs are provided enabling Line and DIN level inputs to be driven simultaneously. To facilitate cartridge matching, a wide range of switchable load capacitance and resistance values are provided, together with left and right 20 turn gain presets.

Noise measurement are often quoted with the disc input short circuit thus ignoring the noise contribution of the cartridge and the noise figure of the amplifier itself when loaded with the complex source impedances characteristic of magnetic cartridges.

Disc Amplifier 3 noise is specified with a simulated high inductance cartridge source. The CCIR noise weighting curve is also used as it gives a better correlation with the subjective annoyance of noise than other weighting or broadband measurement techniques.

High (Line) output, 1kHz at —44dBV.7 (5mV) set for 0dBV.7 output

CCIR468-2 weighting and peak meter
Short circuit input —64dBV.7
Cartridge source 1H + 1k —56dBV.7

CCIR/ARM Ref. 2kHz —75dBV.7
67dBV.7

20Hz-20kHz average reading meter —71dBV.7
—68dBV.7

Dominus P.O. Box 1 Price, Cash with order. UK postage and 15% VAT inclusive £169
Cranleigh, Surrey Tel. 04866 6477


Top value test equipment from TANDY

LCD DIGITAL MULTIMETER.

Low-cost hand held digital multimeter with a full 3½ digit LCD display. 0.5% basic accuracy, auto polarity operation. 10 Mohm DC input impedance. Reading to ± 1999.

Scales:
DC volts: 1mV to 1000V (1% ± 1 digit accurate).
AC volts: 1mV to 500V (1% ± 2 digits accurate).
DC current: 1µA to 200mA (1% ± 1 digit accurate).
Resistance: 10hm to 20 MOhms (1.5% ± 1 digit accurate).
Power source: 9V battery or AC with optional adaptor.
Size: 155 x 75 x 30 mm.
22-198

PRICE
53.19

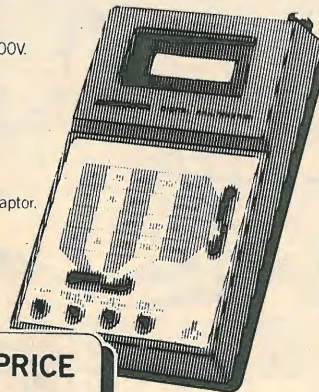


LOW-COST LCD MULTIMETER COMPONENTS AND PARTS

A portable, compact sized multimeter with a full 3½ digit LCD display. Auto polarity operation, low battery indicator. 10 MOhm Input impedance.

Scales:
DC volts: 2 20 200 1000V.
AC volts: 200 500V.
DC current: 2 20 200MA.
Resistance: 2 20 200 2000 KOHM.
Power source: 9V battery or AC adaptor.
Size: 37 x 85 x 130 mm.
22-197

PRICE
39.93




CAT. No.	DESCRIPTION	PRICE
276-032	LED	4 for 69p
276-033	LED	2 for 48p
276-034	LED	2 for 59p
276-142	Infra-Red Emitter Detector Pair	£1.37
277-1003	12VDC Automotive Digital Clock Module	£17.52
276-9110	6 pin edge connector for 277-1003	40p
276-1373	Power Transistor Mounting Hardware	50p
276-1363	TO 220 Heat Sink	60p
276-1364	TO 3 Heat Sink	81p

AC/DC 8 MHz OSCILLOSCOPE

A new approved 8MHz version of last years' winner! The advance design features of this oscilloscope make it an absolute essential for industrial uses on production lines, in laboratories and schools. Ideal for radio and TV servicing, audio testing, etc.

Specifications:
Horizontal axis: Deflection sensitivity better than 250mV/DIV. **Vertical axis:** Deflection sensitivity better than 10mV/DIV (1DIV = 6mm). Bandwidth: 0.8MHz. **Input impedance:** 1MOhm parallel capacitance 35pF. **Time base:** Sweep range: 10Hz - 100kHz (4 ranges). Synchronization: Internal () **Size:** 200 x 155 x 300 mm. Supply: 220 240 50Hz. **22-9501.**

PRICE
137.36



You save because we design, manufacture, sell and service. Tandy have over 7,000 stores and dealerships worldwide. Over 2,500 products are made

specifically for or by Tandy at 16 factories around the world. The quality of our products has been achieved by over 60 years of continuous technological advancement.


KNOWN AS RADIO SHACK IN THE U.S.A. MAKERS OF THE WORLD'S BIGGEST SELLING MICROCOMPUTER (TRS80)

TANDY

The largest electronics retailer in the world.


Offers subject to availability. Instant credit available in most cases.

OVER 170 STORES AND DEALERSHIPS NATIONWIDE.



TANDY DEALER

Most items also available at Tandy Dealers. Look for this sign in your area.



Access, Bar lay and Trustcard welcome.

THE NEW PIL SHOWROOM



**More to see...
more room to see it in.**

Pil are pleased to announce the official opening of their new 1500 sq. ft. showroom to the public.

Offering a range of some 350 electrical measuring instruments manufactured by around 60 manufacturers, both British and international.

Pil can cater for practically every electrical measurement problem for any user on an ex-stock/short delivery basis.

The showroom facilities and its technical back-up are available to everyone from export

Factory/Repairs 01-639 0155
North London Showroom 01-965 2352

houses and overseas users, buyers engineers, to do-it-yourself enthusiasts and hobbyists.

Instruments Electrical the service and calibration division can provide full guarantee facilities as well as offering their normal repair and calibration service.

For an immediate solution to your instrument problems, contact the Instrument Group at Instrument House.


Showroom/Sales/Export 01-639 4461
Open Mon. to Fri. (ring for Sat. opening times)

PIL

**AN IEC GROUP
COMPANY**

**INSTRUMENT HOUSE, 727 OLD KENT ROAD, LONDON SE15
TELEPHONE: 01-639 4461 TELEX: 8811854 (INSTEL)**

With the new Oryx miniature low voltage soldering station



you get precision, operator safety, a choice of soldering iron tips and superb value at £9.95 (+VAT)


The new PSU 6 volt soldering station, operating at 360°C has its own compact power unit, a double insulated transformer and comes complete with an Oryx 6 watt miniature soldering iron, sponge, sponge well, spring holder mounted at an easy load angle, indicator lights and an internal safety fuse.

Obtainable also from our distributors: Electroplan Limited, Orchard Road, Royston, Herts. SG8 5HH. ITT Electronic Services, Edinburgh Way, Harlow, Essex. CM20 2DE. Toolrange Limited, Upton Road, Tilehurst, Reading. RG3 4JA.

Greenwood Electronics

Portman Road, Reading, Berks. RG3 1NE Tel: (0734) 595844 Telex: 848659

WW — 011 FOR FURTHER DETAILS



Portable Precision

LMM-100 Multimeter

0.1% Accuracy
WITH

Digital Hold

£69.95 + VAT

Crisp 0.5" LCD read-out gives up to 2,000 hrs. battery life with 'Battery Low' warning. Basic Accuracy 0.1%. Ten voltage (min. reading 0.1mV) ten current (min. reading 0.1µA) and five resistance (min. reading 0.1Ω) ranges. Unique 'digital hold' facility for easy data-logging. Auto-polarity and Auto-zero. Inputs protected against overload. Full 2 year warranty. A rugged ABS case with adjustable handle makes the LMM-100 the ideal instrument for bench or field use.

LMM-100 MULTIMETER £69.95. SUITABLE LEADS £1.95. P & P £1.50. ADD 15% VAT TO ALL PRICES.

LASCAR ELECTRONICS · BASILDON (0268) 727383
Unit 1, Thomasin Road, Burnt Mills, Basildon, Essex SS13 1LH

WW — 032 FOR FURTHER DETAILS

WATTS & RMS

Some instruments claim true RMS but are AC coupled, so that a composite input cannot be measured without calculation -

not so the WM80!

For true RMS or Power with 'difficult' wave-forms the WM80 AC/DC Test Set is a new instrument giving direct readings. Measurements of true RMS, true Average and Peak values are given for:—

Voltages in the range 30mV to 500V

Current in the range 1mA to 15A

Other direct readings are obtained for:—

Power in the range 3mW to 7.5KW

Frequency in the range 10Hz to 10KHz.


Indirect determinations can be made of

Power factors

Form factors

Crest factors

The WM80, at a price of less than £200, is the latest product from WPA Ltd., a company well known in the Science Education field where they have been serving the needs of schools and universities for over a decade.



WPA

WALDEN PRECISION APPARATUS LTD.
SHIRE HILL, SAFFRON WALDEN,
ESSEX CB11 3BD (Tel: 0799 23018)

WW — 068 FOR FURTHER DETAILS

Brmm...Splash...Zoom with ZN419CE precision servo IC



Our servo IC gives you a complete servo control system on a chip.

It's specially designed for the pulse-width position servo mechanisms you use in all types of model control.

ZN419CE gives you a low external component count and high output drive capability.

Send for the data sheet today, and a full list of stockists.

Ferranti Electronics Limited, Fields New Road,
Chadderton, Oldham OL9 8NP Telephone: 061-624 0515

FERRANTI Semiconductors

EL02/14/069 

WW — 013 FOR FURTHER DETAILS

The King of Valves



Genuine Gold LionTM valves — hand built, utilising advanced pumping techniques and individually tested to a tight specification — are your answer to the high quality sound demands made by musicians and listeners alike.

Gold Lion KT77's and KT88's covering 30-200 watts, are now available from M-OV along with data and distribution details. Find out all about the King of Quality — from M-OV.

TM Trade Mark of M-OV Audio Valves.

M-OV

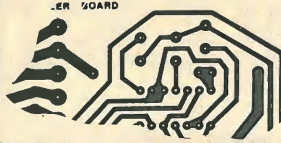
A MEMBER OF THE GEC GROUP

S&C

S711

THE M-O VALVE CO. LTD., HAMMERSMITH, LONDON, ENGLAND, W6 7PE.
TELEPHONE 01-603 3431. TELEX 23435. GRAMS THERMIONIC LONDON.
WW—016 FOR FURTHER DETAILS

Make your own PCB's



The Professional Way

WITH THE MAPLIN ULTRA-VIOLET PHOTO ETCH SYSTEM

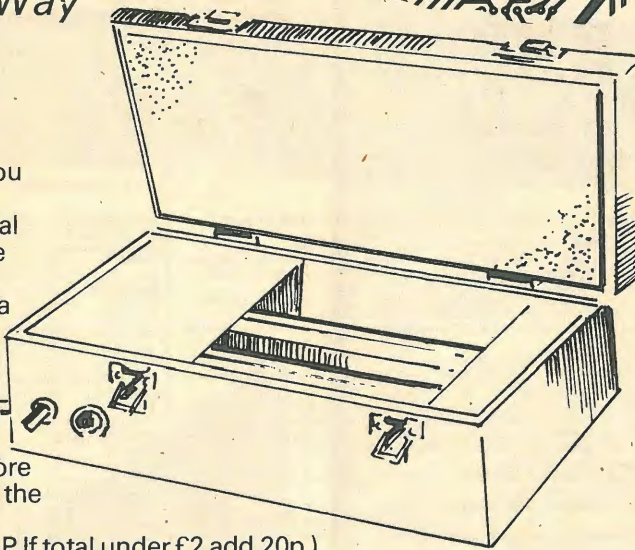
The system is simple to use. You don't need a darkroom or any unusual chemicals. The original artwork is not destroyed in the process which means:

You can modify the artwork if a pcb is not quite right, without having to remake the whole artwork.

You can make lots of identical pcb's from one artwork.

And you make the artwork more cleanly and neatly - in exactly the way the professionals do it.

(All prices include VAT and P&P. If total under £2 add 20p.)



AND WE'VE GOT EVERYTHING YOU NEED

- UV Exposure Box (XY10L) £41.32
- Complete with instructions
- Photo-Sensitive PCB (BW19V) £2.34 203 x 114mm
- Drafting Pack (BW20W) £1.52
- Five sheets of film and a grid 79p
- Etching Crystals (XX12N) 79p
- Black Crepe Tapes
 - for tight bends without distortion
 - 0.031 in. wide (BW21X) 51p
 - 0.04 in. wide (BW22Y) 56p
 - 0.05 in. wide (BW23A) 56p
 - 0.062 in. wide (BW24B) 68p
 - 0.08 in. wide (BW25C) 68p
 - 0.1 in. wide (BW25D) 68p
 - 0.125 in. wide (BW27E) 92p
 - 0.15 in. wide (BW28F) 92p
 - 0.2 in. wide (BW29G) 92p
- Black Circular Pad (outside diameters)
 - 0.075 in. (BW30H) 94p
 - 0.1 in. (BW31J) 94p
 - 0.125 in. (BW32K) 94p
 - 0.15 in. (BW33L) 94p
 - 0.2 in. (BW34M) 94p
 - 0.3 in. (BW35Q) £1.26
 - 0.4 in. (BW36P) £1.49
 - 0.5 in. (BW37S) £1.87
 - 0.6 in. (BW38R) £3.82
- Up to 16-pin DIL IC Cluster
 - Full size (BW39N) £2.42
 - Twice full size (BW40T) £3.56
 - Drafting Template (BW41U) 78p
 - Scalpel handle (without blade) (FY05F) £1.86
 - For placing & delicate cutting
 - Blades for scalpel (FY06G) 31p

Full details with UV Exposure Box and on pages 96, 97 of our complete catalogue price 70p + 37p postage.

All prices valid until 9th November, 1979



ELECTRONIC SUPPLIES LTD

P.O. Box 3, Rayleigh, Essex. Tel. (0702) 554155. Access & Barclaycard welcome
Shop address in our full page advert on page 7.

WW - 079 FOR FURTHER DETAILS

FOR POWER SEMICONDUCTORS



INTERNATIONAL RECTIFIER

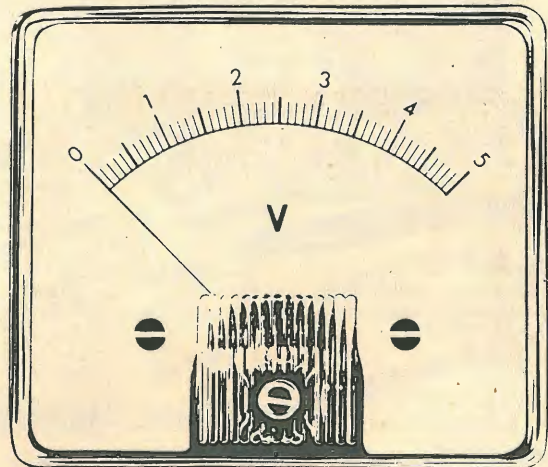
- Diodes Thyristors
- Fuses for protecting Semiconductors
- Power Transistors Potted Bridges
- Solid State Relays
- Silicon Stacks Surge Suppressors

IN A HURRY!
070-681 4931

HARMSWORTH, TOWNLEY & CO. LTD.
HAREHILL TODMORDEN LANCS OL14 5JY

Phone: 070 681 4931
Telex 635 091 Albion G
Attn: HARMSWORTH

METER PROBLEMS?



137 Standard Ranges in a variety of sizes and stylings available for 10-14 days delivery. Other Ranges and special scales can be made to order.

Full Information from:

HARRIS ELECTRONICS (London)

138 GRAYS INN ROAD, W.C.1 Phone: 01/837/7937

WW - 043 FOR FURTHER DETAILS

Tecknowledgedgey for sale.

The Mark III FM Tuner

DIY Hi-Fi will never seem the same again. Ambit's Mark III tuner system is electrically & visually superior to all others. Some options available, but the illustrated version with reference series modules: £149.00 + £18.62 VAT
With Hyperfi Series modules £185.00 + £23.12



Features of the system

- * Precision construction & design of all parts
- * Time/frequency display
- * State of the art performance with facilities for updates, using modular plug in systems.
- * Deviation level calibrator for recording
- * All usual tuner features

PW SANDBANKS PI METAL LOCATOR

Maintaining our professional approach to home constructor kits, we offer the pulse induction "Sandbanks". Now with injection molded casing for greatly improved environmental sealing. £37.00+£5.55vat

VHF MONITOR RX WITH PLESSEY IC 4/9 channel version of the PW design - but using standard (fundx9) crystals, and TOYO 8 pole crystal filter with matching transformers. Coil sets from our standard range to cover bands from 40 to 200MHz. Complete module kit £31.25 +£3.90vat

MICROMARKET		OSTS overflow:			
6800P	650p	8212	230p	2102	170p
6820P	600p	8216	195p	2112	340p
6850P	275p	8224	350p	2513	754p
6810	400p	8228	478p	4027	578p
6852	365p	8251	625p	2114	1000p
8080	630p	8255	540p		+15% VAT

RADIO and AUDIO MODULES : Consistently the most advanced

FOR FM
EF5801-3-4 series: 6 stage varicap tuning, all with oscillator output
5801 Dual gate MOSFET RF stages, bipolar mixer £17.45 + 2.61VAT.
5803 Dual gate RF/mixer stages, amplified LO out £19.75 + 2.96VAT
5804 'Hyperfi' series, with internal PIN diode age, and ultra wide range tuning system £24.95 + 3.74VAT
EF5402 4 stage varicap tuner with TDA1062 and LO output. Uses FET/IC input. PIN age £10.75 + 1.61VAT

FOR 30-200MHz
The EF series are available on special order to cover bands (usually approx 20% of the centre frequency) in the range described. Details in our price list.

FOR FM IFs at 10.7MHz
7030 single 6 pole linear phase filter IF with HA1137 £10.95 + 1.64VAT
7130 two 6 pole linear phase filter IF with CA3189E £16.25 + 2.44VAT
7230 Hyperfi IF, switched bandwidth, AGC IF presamp, linear phase ceramic filters with diode switched narrow filter £24.95+3.74VAT

DECODERS for MPX (STEREO)
Various types, guaranteed the world's biggest and best ranges
LARS HOLT FM TUNERS
7252 MOSFET front end combined with CA3089 IF £26.50 +3.97VAT
7252 JFET front end, combined with IF and decoder £26.50 +3.97VAT
FM/AM tuning synthesiser, see details elsewhere in this advertisement

ALL TUNER KITS £3 carriage

COMPONENTS FOR RADIO/COMMUNICATIONS/AUDIO/TV etc.

As usual, Ambit brings you the latest and best, a small selection of which is shown in this advertisement. The Ambit catalogues contain information on most of the devices mentioned here - and an order for the new part three will ensure you stay up with latest developments. Data photocopying service described in pricelist info.

RADIO ICs for FM var		SL1600 series		Audio preamps	
CA3089E	1.94 29	SL1610	1.60 24	LM381N	1.81 27
CA3189E	2.45 37	SL1611	1.60 24	LM382N	1.65 25
HA1137W	2.20 33	SL1612	1.60 24	KB4436	2.53 38
HA11225	2.20 33	SL1613	1.89 28	KB4438	2.22 33
SN76660N	0.75 11	SL1620	2.17 33	TDA1028	3.50 53
		SL1621	2.17 33	TDA1029	3.50 53
		SL1623	2.44 37	TDA1074	3.75 56
		SL1624	3.28 49		
		SL1625	2.17 33		
		SL1626	2.44 37		
		SL1630	1.62 24		
		SL1640	1.89 28		
		SL1641	1.89 28		
		SL6640	2.75 41		
		SL6690	3.20 48		
		MC3357	3.12 47		
		MC1496	1.25 19		
		NE544	1.70 25		

Current news: A PCB for the Mullard DC tone and volume control system is now available £3 + 0.45 VAT. HMOS PA modules for 60-100W - kit £14 +£2.10VAT, heatsink £4.10+0.61. FM radio control system crystals £3.75 pair inc VAT (Sept. on). MK50366N: static drive clock/timer IC £3.78 + 0.57 VAT. 12½kHz channel spacing 8 pole 10.7MHz XTAL filter by TOYO type H4402 £15.50 + £2.32VAT. A further updated pricelist is now available, and we would like to remind you that enquiries can only be answered if accompanied either by an official business letterhead, or an SAE. STOP PRESS: TOKO's new split-apart triple AM tuning diodes are in stock £2.45 + 37p VAT, (KV1215). S BL1 diode DBM 1-500MHz - £4.25+0.64p.
Terms: CWO please. Account facilities for commercial customers OA. Postage 25p per order. Minimum credit invoice for account customers £10.00. Please follow instructions on VAT, which is usually shown as a separate amount. Overseas customers welcome - please allow for postage etc according to desired shipping method. Access facilities for credit purchases.
Catalogues: Ambit. Part 1 45p. Part 2 50p 90p pair. TOKO Euro shortform 20p. Micrometals toroid cores 40p. All inc PP etc. Full data service described in pricelist supplements.
Hours/phone: We are open from 9am -7pm for phone calls. Callers from 10am to 7pm. Administrative enquiries 9am to 4.30pm please (not Saturdays). Saturday service 10am to 6pm.

ambit international

AMBIT catalogues are guaranteed to contain the most up-to-date and best informed comment on modern developments and advances in the field of radio and audio. There is no competitive publication that even approaches the broad range of parts/information on modern techniques.

2 Gresham Road, Brentwood, Essex.
WW - 093 FOR FURTHER DETAILS

LOWE ELECTRONICS LTD.

119 CAVENDISH ROAD, MATLOCK, DERBYSHIRE
TEL. 0629 2430 OR 2817. TELEX 377482 LOWLEC G




NEW MODEL
CS1577
30 MHz / 2mV

CS1577
130mm DUAL TRACE TRIGGERED SWEEP OSCILLOSCOPE
£480 + VAT
PRICE INCLUDES TWO X10 FULL BANDWIDTH PROBES

SPECIFICATION
Bandwidth: DC - 30 MHz (3 dB) 40 MHz (6 dB)
Sensitivity: 2 mV/cm - 10V/cm
Input R.C.: 1 Mohm 22 pF
Risetime: 11.7 nS
Overshoot: less than 3%
Sweep time: 100 nS/cm - 0.5S/cm
Linearity: better than 3%
Calibrator: 1 KHz 100 mV square wave
Trigger bandwidth: DC - 40 MHz
Trace rotation: Electrical
Phosphor: P31
Power: AC 100 / 120 // 220/240V 50/60 Hz 40W
Dimensions: 260mm x 190mm x 375mm
Weight: 10 Kg

- * 130 mm mesh PDA
- * DC - 30 MHz
- * 2 mV sensitivity
- * Signal delay
- * Auto level triggering
- * Display modes CH1, CH2, DUAL, ADD, X-Y
- * Single shot with variable hold off

CS1352 DUAL TRACE 15 MHz/2mV PORTABLE




£350 + VAT

The CS1352 oscilloscope offers you not only dual trace, 15MHz bandwidth operation at sensitivities down to 2mV/cm but also use from 100-240 Vac mains and portable operation using the optional rechargeable battery pack. Automatic charging is carried out when the CS1352 is plugged into a mains supply. Now you can have top performance both on the bench and out in the field - and at an affordable price.

CS1575 DUAL TRACE 4 FUNCTION

The CS1575 is a unique tool for the audio engineer. It features the normal facility of dual trace display with sensitivity to 1 mV/cm but not only can it display the input signals on two channels, it can simultaneously display the phase angle between them and measure the phase angle referenced to a zero phase calibration display. In addition to these unique features, you also have independent triggering from each channel to give stable displays even with widely differing input frequencies. Absolutely indispensable to the professional audio engineer, the CS1575 is now in use all over the world. See it in action or send for complete details.



£278 + VAT

TRIO OSCILLOSCOPES


The Trio range of oscilloscopes offer top quality at moderate cost. The brief specifications show the performance features which have made these oscilloscopes firm favourites in all parts of the world, with bandwidths to 30 MHz and sensitivities down to 1mV/cm on 130 mm screens. Prices are very realistic and we try to ensure that delivery is ex-stock at all times - quite a change these days.

FOR FULL DETAILS ON THESE AND OTHER MODELS, CONTACT THE SOLE AGENTS, LOWE ELECTRONICS

WW - 061 FOR FURTHER DETAILS

PRODUCTION TESTING
DEVELOPMENT
SERVICING

POWER UNITS
Now available with
3 OUTPUTS



Type 250VRU/30/25

- OUTPUT 1: 0-30v, 25A DC
- OUTPUT 2: 0-70v, 10A AC
- OUTPUT 3: 0-250v, 4A AC

ALL
Continuously
Variable

Valradio

VALRADIO LIMITED, BROWELLS LANE, FELTHAM
MIDDLESEX TW13 7EN
Telephone: 01-890 4242/4837

WW — 056 FOR FURTHER DETAILS

meet the **metrics**

A great variety of tools and sets to help you turn most any Metric fastener or adjusting screw you're likely to encounter... hex socket set screws and cap screws, hex nuts, hex head cap screws, and whatever.

All tools precision made for exact fit. Bright nickel chrome nutdriver shafts and protective black oxide finished hex socket screwdriver blades. Plastic (UL) handles shaped for perfect grip and balance.

FIXED HANDLE NUTDRIVERS



NUTDRIVER SHANKS & HEX SOCKET SCREWDRIVER BLADES for use interchangeably in Series 99 plain and ratchet type handles.



COMPACT SETS

No. 99-PS-41-MM
(7 Metric hex socket blades, extension and handle)



No. 99-PS-51-MM
(10 Metric nutdriver shanks, extension and handle)



Replacement Blades and Shanks separately available for 99 Series Sets
Full catalogue available on request



Tel: 01-629 9556

Cables: Speciproduct London W1

Distributed by SPECIAL PRODUCTS DISTRIBUTORS LTD.
81 Piccadilly, London W1V 0HL

WW—023 FOR FURTHER DETAILS

Clip and Save

Clip-on Thermalloy "Slip Clip" heat sinks and save assembly time, board space, and heat sinks costs. They require no mounting hardware, PC board drilling, or adhesives, and clamp firmly to the device for maximum heat transfer. "Slip Clips" are available for TO-202, TO-220, TO-126, Motorola case 90 and most other popular case styles.

Thermalloy
Number one in Semiconductor Accessories

Plastic Power Coolers

New low profile heat sinks save board space. The 6073B requires only 750" board space and is just 375" tall — the right heat sink for 500" centreline PC board applications. Cools SCR's and transistors in TO-220, Motorola Case 70 and Case 90 packages. Dissipates 21°C/watt in natural convection. Available in Black Anodized and Pre-Black Anodized finish.

Thermalloy
Number one in Semiconductor Accessories

Full data and Free sample on request.




MCP Electronics Limited
Station Wharf Alperton Wembley Middx.
Telephone: 01-902 5941

WW—072 FOR FURTHER DETAILS

OLSON**PORTABLE MAINS DISTRIBUTION TO SUIT ALL NEEDS!
READY TO USE**


Dim. 1¾" x 2½" x 18¾"
"SLIM JIM" £12.15. PP 85p + VAT




19" Rack Mounting Type 13A/4SW/R £16.80
Plus P&P £1 + VAT



NEW! 10 sockets switched
in sloping box



Type 13A/10SW £27.50. P&P £1.85 + VAT




COMPLETE WITH 6FT. CABLE AND
13-AMP FUSED PLUG.

4 sockets 13A	£12.75
6 sockets 13A	£15.00
4 sockets 13A switched	£14.45
6 sockets 13A switched	£16.75
+ Post	£1 + VAT




ALL DISTRIBUTION PANELS ARE FITTED WITH MK SOCKETS & PLUG
Send for details of complete range



8-Channel Disco Unit £33
Plus P&P £2 + VAT

**INSTANT
TRUNKING!**

TR6 — 6 sockets switched . £21.50 Plus P&P £2 + VAT
TR9 — 9 sockets switched . £25.50

**Mains Isolating Unit**

The Olson mains isolating unit is an essential bench item for safety when testing and repairing mains-operated equipment. The isolating transformer has an earthed screen and is rated 250VA.

£38 + P&P £2 + VAT

OLSON ELECTRONICS LTD., FACTORY NO. 8, 5-7 LONG ST., LONDON E2 8HJ
TEL. 01-739 2343

WHY BUY A MICRO-COMPUTER FROM**PETALECT ELECTRONIC
SERVICING LTD.****BECAUSE**

- 1) Established company trading since 1971
- 2) Electronic servicing is our speciality
- 3) We have in house programmers/systems analysts
- 4) We have our own service engineers
- 5) We will demonstrate the PET at your premises
- 6) We can customise the PET to your requirements
- 7) We can arrange finance
- 8) We offer, after the three-month warranty, a service contract from £69.50
- 9) You benefit from our experience of having sold over 250 micro-computers to industrial, educational and business, personal users.
- 10) We specialise in programs and interfaces for weighing applications for average weight control and counting, etc.

8K £550.00 + VAT
16K £675.00 + VAT
32K £795.00 + VAT

New Large
Keyboard 'PETS'
Now in Stock



All 'PETS' sold with a Basic Tutorial Tape
In our showroom we sell
Books, Programs, etc.

**Also
available:**


24K Memory Expansion Boards (disk-compatible), only £320 + VAT
PET-compatible dual floppy disk unit with advanced operating system, only £840 + VAT
Large Extension Keyboard for the PET £89.50 + VAT
Telephone for complete system prices : Wide Range of Printers Available

If you require any more information or demonstration regarding the PET 2001/8 or any associated equipment, programs, etc., please contact Mr. P. J. A. Watts or Mr. D. W. Randall at:

PETALECT ELECTRONIC SERVICES LTD
33/35 Portugal Road, Woking, Surrey
Tel. Woking 69032/68497

Shop at:
PETALECT
Chertsey Road, Woking, Surrey
Tel. Woking 20727/23637

sales hire repair



**You'll do better at Martin Associates
we guarantee it!**

ANALYSERS

- AIRMEC 248A Wave Analyser 5-300MHz £150.00
- AIRMEC 853 Wave Analyser 30KHz-30MHz £95.00
- DYMAR 771 A.F. Wave Analyser 20Hz-50KHz £250.00
- TEKTRONIX 1L20 Spectrum Analyser 10MHz-4.2GHz £1500.00
- WAYNE KERR A.321 Wave Analyser 20Hz-20KHz .. £100.00

ATTENUATORS

- ADVANCE A.64. 0-70dB 1dB steps 600 ohms £40.00
- MARCONI 1073A 0-100dB 1dB steps 75 ohms £75.00
- PHILCO Attenuator 30dB fixed 50 ohms 100 watt £25.00

BRIDGES

- GENERAL RADIO 1607 Transfer Function and Immittance Bridge, complete in box £250.00
- CINTEL 1862 Wide Range Capacitance Bridge £50.00
- CINTEL 2771 Incremental Inductance Bridge £85.00
- SULLIVAN 4 Decade Resistance Box 10, 1, 1/10, 1/100 £95.00
- WAYNE KERR R.161 Bridge Detector 5-100MHz £70.00
- WAYNE KERR B.221A Universal Bridge 01.% £200.00
- WAYNE KERR B.601 R.F. Bridge 1% 15KHz-5MHz .. £195.00

COUNTERS

- MARCONI TF.1417 + TM.7164 7 Digit 500MHz £195.00
- HEWLETT-PACKARD 5260A 0.3-12.4GHz Frequency Divider £450.00
- RACAL 835 6 Digit DC-15MHz £135.00
- TAKEDA RIKEN 8 Digit 10Hz-500MHz Counter £275.00

METERS

- ADVANCE VM.78 Millivoltmeter 0.001V-300V 1Hz-1MHz. Battery operated £60.00
- AIRMEC 210 Modulation Meter 2.25MHz-300MHz £95.00
- AIRMEC 301A R.F. Millivoltmeter 100uV-300V. 100Hz-900MHz £175.00
- AIRMEC 301 R.F. Millivoltmeter 300uV-300V 100Hz-900MHz £125.00
- RACAL/AIRMEC 314A Electronic Voltmeter £175.00
- AIRMEC 319 U.H.F. Wattmeter 10-300mW 1MHz-1.4GHz £95.00
- AVO Precision Avometer £160.00
- DYMAR 711 Microvoltmeter VHF 300uV-3V 50KHz-850MHz £175.00
- DYMAR 761 Noise Factor Meter 1-220MHz £100.00
- HEWLETT-PACKARD 400H V.T. Voltmeter 10Hz-4MHz. 1mV-300V £150.00
- MARCONI 791D Carrier Deviation Meter 4MHz-1GHz £225.00
- MARCONI TF.1020A/1 R.F. Power Meter 0-100 watt 50 ohms £100.00
- MARCONI TF.1152 R.F. Power Meter 0-25 watts 75 ohms £65.00
- MARCONI TF.1245/1247 Magnification Meter and Oscillator 20-300MHz £500.00
- MARCONI TF.2600 Sensitive Valve Voltmeter 1mV-300V 1% to 500 KHz £135.00
- MARCONI TF.2604 Electronic Voltmeter £250.00
- MUIRHEAD D-729-BM Phase Meter 0.25Hz-10KHz £175.00
- RADIOMETER BKF.6. Distortion Meter 20Hz-20KHz Distortion 20Hz-200KHz £250.00

OSCILLOSCOPES

- HEWLETT-PACKARD 130C X-Y-T DC-500KHz 200uV/cm £275.00
- SCOPEX 4D-25 Dual Beam 25MHz 10mV/cm, NEW £360.00
- SCOPEX 4D-10B Dual Beam 10MHz 10mV/cm, NEW £210.00
- TEKTRONIX 535A Dual Beam DC-15MHz Sweep Delay Main Frame only £200.00

- TEKTRONIX 549 Storage Scope DC-30MHz c/w 1A1 Plug in £850.00
- TELFORD A Oscilloscope Camera Polaroid £150.00
- TEKTRONIX 545B + CA Dual Beam DC-33MHz £350.00
- TEKTRONIX 545B + 1A1 Dual Beam DC-33MHz £400.00
- TEKTRONIX Plug Ins E, L, M, R, 1A6, 1A1, CA, 81, 82 From £75.00

- TEKTRONIX Probes Various P.6056, P6057, P.6108, P6105, P.6075A, P.6045, P6028 From £12.00
- SOLARTRON CD.1183 Dual Beam DC-10MHz £125.00

POWER SUPPLY UNITS

- ADVANCE CVT.250W 500W From £45.00
- ADVANCE DC.302 P.S.U. 5V. 7A £25.00
- ADVANCE PM.12 P.S.U. 30-50V 10A £25.00
- ADVANCE PP3 P.S.U. 0-30V 1A Twin £85.00
- A.P.T. TCU.250 0-50V 2A £95.00
- BELIX TSS.86 0-30V 3A Rack Mounted £50.00
- ROBAND C.128 Converter I/P 200-250V 50Hz O/P 115V-400Hz Solid State 100VA £125.00
- ROBAND T.111 P.S.U. 0-50V 5A £80.00
- VAREX P.S.U. 0-60V 1A £125.00
- FARNELL L.30 0-50V 2A £75.00

SIGNAL SOURCES

- ADVANCE J1B Oscillator 15Hz-50KHz O/P 1 Watt 600/5 ohms £45.00
- AIRMEC 252 Signal Generator 30Hz-300KHz o/c 15V £85.00
- AIRMEC 365A VHF. AM/FM 1-320MHz O/P 2uV-220mV £750.00

- HEWLETT-PACKARD 608D Signal Generator 10-420MHz 50 ohms £350.00

- GENERAL RADIO 1209C Oscillator Unit 250-960MHz £75.00
- MARCONI TF.144H/4 Signal Generator 10KHz-72MHz £470.00
- MARCONI TF.995A/5 Signal Generator AM/FM 1.5MHz-220MHz £600.00
- MARCONI TF.1066B/6 Signal Generator AM/FM 10MHz-470MHz £600.00
- MARCONI TF.1099 Sweep Generator 0-24MHz £150.00
- MARCONI TF.1370A R.C. Oscillator 10Hz-10MHz, 10Hz-100KHz Square Wave £150.00
- MUIRHEAD D-650-B 1-111, 100 £130.00
- RHODE & SCHWARZ SWF Sweep Generator 5MHz-225MHz £185.00

- RHODE & SCHWARZ SWH Sweep Generator 50KHz-12MHz £195.00

- SIEMENS Level Oscillator/Meter 10KHz-17MHz £200.00
- FARNELL LM.2 Oscillator Square/Sine 10Hz-1MHz .. £75.00

RECORDERS

- KENT MK. III 12 pt Resistance Thermometer 0-120°C £100.00
- ADVANCE (Clevite) 260 6 pen Chart Recorder £1200.00
- HEWLETT-PACKARD (Mosley) 2D X-Y-T Recorder £200.00
- HEWLETT-PACKARD 7035B X-Y Plotter £500.00
- HONEYWELL 1706 6 Channel U/V Chart Recorder 4 Galvos £350.00

MISCELLANEOUS

- AVO TT.164 Circuit Transistor Tester £80.00
- Cawell FU.4 Variable Band Pass Filter £550.00
- MOD Insulation Tester AC/DC 1-5KV £50.00
- LIGHT LAB 361D Analogue Thermometer -70°C-100°C 6 channel 10 Probes £65.00
- RHODE & SCHWARZ SWOB Polyskop 0.5-400MHz £450.00
- KULLICKE & SOFFA 472 Gold Ball Bonder £250.00
- GRIFFIN Oven Amb-100°C £60.00
- AVO CZ.457/6 Component Comparator 1KHz £250.00
- ADL.270/6BR Analogue Limit Detector £250.00

MICROWAVE

- MARCONI 6458 Signal Source 4-12GHz. Solid State £450.00
- MARCONI 6004/4 Mixer 7-10GHz £30.00
- MARCONI XT15/16 Transformer £15.00
- HEWLETT-PACKARD J347A, J910A, J281A Noise Source, Terminator, Adaptor 5.3-8.2GHz £100.00



MARTIN ASSOCIATES
34 Crown Street
Reading
Berks. RG1 2SE
Tel. Reading (0734) 51074

Quantum Electronics

THE LATEST AND BEST SOURCE OF SUPERFI AUDIO EQUIPMENT

Although we may be a new name to you, our products use refinements of circuitry which has been well proven over the past few years. By redesigning to what we consider the optimum cost/performance/appearance breakpoint we can now offer the best sound per pound that you will find anywhere. In addition to the items below we can supply ready built power amps, with active crossovers if required, in a variety of options including custom designed and finished metalwork in small (5+) or large quantities. If you do not see what you want please enquire.

'STATE OF THE ART' PRE-AMP



Undoubtedly the best pre-amp on the market, it is supplied ready built, **not a kit**, and caters for disc, aux and 2 or 3-head tape machine. The built-in supply regulators require only rough dc, available from all our power amps or the matching mains supply kit, CSI. The performance is almost perfect, with virtually zero thd (< .002%, 1kHz), zero common mode distortion, fast slewing, high overload (40dB) and low noise (70dB mag). It is attractively finished in black and is also available in a special version to cater for moving-coil cartridges.

CI (mag): £67.85 CSI (mains supply kit): £10.13
 Cmc (m-coil): £73.10 Module (trade and export only): £47.25, £51.60 (m-coil)

'DOMESTIC' POWER AMP KITS



- P1: Mono 1 x 55W/8Ω, 80W/4Ω £67.81
 - P2: Stereo 2 x 45W/8Ω, 65W/4Ω £79.35
 - P3: Mono 1 x 130W/8Ω £83.32
 - P4: Stereo 2 x 110W/8Ω £99.48
 - P5: Mono 1 x 150W/8Ω, 260W/3Ω £103.24
 - P6: Mono 1 x 250W/8Ω £112.35
- Also available ready built POA

Styled and finished to match the CI, they are supplied with ready built and tested pcbs and require only simple assembly and point-to-point wiring of power transistors, supply, etc. In this way the possibility of errors and subsequent damage is drastically reduced. The performance, again, is second to none in this magazine, with ultra low thd < .005%, 1k, 10W) and fast slewing contributing to their established exceptional subjective qualities.


'SLAVE TRAY' & RACK MOUNTING KITS



- ST1: Mono 1 x 55W/8Ω, 80W/4Ω £49.45
 - ST2: Stereo 2 x 45W/8Ω, 65W/4Ω £65.55
 - ST3: Mono 1 x 130W/8Ω £63.94
 - ST4: Stereo 2 x 110W/8Ω £93.61
 - ST5: Mono 1 x 150W/8Ω, 260W/3Ω £79.74
 - ST6: Mono 1x250W/8Ω £86.25
- Plain lid £4.23
 Black lid £7.68

These kits are designed to cope with sustained high level use, for which the domestic kits are not suitable. The same high performance circuitry is used with the power transistors mounted on substantial external heatsinks. The "slave tray" is the bare bones of a power amp and comprises a simple plain finished chassis, tested amp pcbs and transistors, heatsinks and power supply. No specific connectors are supplied to allow flexibility of application. You can mount the slave tray in your cabinet or use our plain or black lid to achieve a match with our pre-amp. The slave tray forms the basis for the rack mounting kits which add a black lid and heavy gauge 3 1/2 ins black front. Low field toroidal transformers are used and there is spare room for extra circuitry if required. We stock a range of connectors for your convenience.

RACK MOUNTING KIT:
 Slave tray (state which) plus £15.41
 Also available ready-built POA




MODULES: UP TO 250W r.m.s.

These modules are available in a variety of powers and forms (including L bracket mounting) to trade and export customers only. They come ready built and tested and use the same proven circuitry as the other amps in our range and set an unsurpassed standard of performance and reliability. We also have power supplies for use with these. Please contact us for prices with competitive quantity discounts. The module illustrated is a medium duty 250W rms type using 4 of the latest Japanese "super" power transistors.

EXPORT: We can deal efficiently with orders to any country. Please write with your specific requirements for a quote by return. All power amps can be wired for 110v mains.
INFORMATION: Before ordering any of these or competitors' products, why not send for our detailed information? Large SAE or dollar bill please.
 All prices shown are inclusive and all power ratings are real RMS watts, unlike the phoney ratings of many modules. Although we try to deal with orders promptly, please allow 28 days to avoid disappointment. Large orders please phone for delivery date.
DISTRIBUTORS: We are eager to establish distributors throughout the world and invite enquiries from interested parties.
SERVICING: We offer an after-sales service, with fixed maximum charges, for all our kits.

1A STAMFORD STREET, LEICESTER LE1 6NL
Tel: 546198
USA: OX DISCO, BOX 123, CLAYMONT, DE 19703

Just a little bit more... NASCOM-2



Compare its features:

- Z-80A 4MHZ. CPU: The most powerful 8-bit processor on the market.
- 8K Basic, resident on board, MICROSOFT Basic, the industry standard, with extensions for on-screen editing, graphics, machine code interfacing. Optimised for speed (see benchmarks below).
- Full 57 Key Licon solid state keyboard: switch mechanisms are contactless, high reliability professional units for long trouble free life. Keyboard is mounted separately to avoid straining main P.C.B.
- Total of 20K on-board memory: 2K monitor (Nas-Sys 1), 1K Video RAM, 1K Work space RAM, 8K Microsoft Basic, 8K user RAM.
- Kansas City cassette interface: for reliable storage of programs and data at 300 or 1200 baud, with full checksum error detection.
- Nas-sys monitor: A powerful 2K machine code monitor provides an ideal environment for learning about and developing machine code programs. Nas-sys uses a blinking non-destructive cursor, with 22 commands. ASCII terminals are fully supported via the serial interface; users can add their own I/O drivers via the system I/O vector table to support other devices.

Nas-sys commands are:

- A—Hex arithmetic
- B—set breakpoint
- C—Copy
- E—Execute
- G—Generate
- H—Operate as half duplex, terminal.
- I—Intelligent copy
- J—Execute at FFA
- K—set keyboard options
- L—load from tape
- M—Memory modify
- N—return to normal
- O—Output to P.I.O.
- Q—Query input port
- R—Read tape
- S—Single step
- T—Tabulate memory
- U—activate user I/O drivers
- V—Verify tape
- W—Write tape
- X—set external device
- Z—execute at FFD

*On-board P.I.O. — An uncommitted P.I.O. (MK 3881) giving 16 programmable I/O lines with handshake.

*On board RS-232C Will interface directly into any standard teletype — allowing use of BASIC or Nas-sys from the teletype.

*Full on-screen editing: a complete screen editor with cursor movement (UP, DOWN, LEFT, RIGHT), insert and delete, backspace etc.

Screen display of 16 lines x 48 characters: Stable, clear display to British television standards. Full 128 ASCII character set; option for further 128 graphic characters.

*Fully buffered NASBUS compatible: Well defined bus structure with a range of expansion cards; including (shortly) a floppy disc system with CP/M — the industry standard operating system.

	Nett	Val	Total
Nascom-2	295.00	44.25	339.25
Power supply	24.50	3.68	28.18

PERSONAL COMPUTER WORLD BENCHMARK TESTS

	Nett	Val	Total
Nascom-2	295.00	44.25	339.25
Power supply	24.50	3.68	28.18
10 C15 cassettes	4.44	0.66	5.10
Z-80 Programming manual (Mostek)			4.30
Z-80 Microcomputer handbook			6.95
Practical microcomputer programming			20.00
Wit Z-80			9.50
Sargon-8K Z-80 Chess program (book)			

PERSONAL COMPUTER WORLD BENCHMARK TESTS

	APPLE II	NASCOM 2	RM 380Z	PET
BM 1	1.5	1.1	1.4	1.7
BM 2	3.2	5.4	6.5	9.9
BM 3	7.3	11.1	13.2	18.4
BM 4	7.2	11.6	13.9	20.4
BM 5	8.9	12.6	15.0	21.7
BM 6	18.8	19.3	22.1	32.5
BM 7	28.2	27.6	31.6	50.5
BM 8		3.2	6.2	12.3



MICRODIGITAL
 25 Brunswick Street, Liverpool L2 0BJ
 Tel: 051-236 0707 (Mail Order) 051-227 2535 (All other Depts)

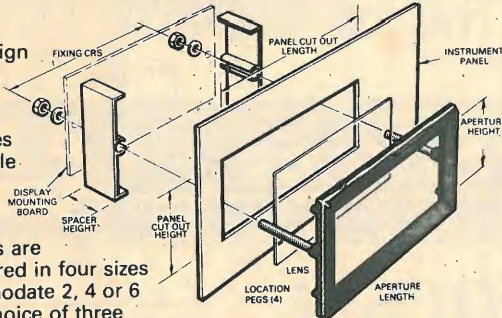
Immediate delivery of easy to fit Display Bezels



Supplied complete with lens and all fixings plus compatible display mounting boards.

This unique design attractively frames a display and requires only a single rectangular cut-out for fixing.

Vero bezels are manufactured in four sizes to accommodate 2, 4 or 6 digits. A choice of three types of lens are offered Neutral, Red and clear to suit LEDs AND LCDs. LED AND LCD mounting boards are available in seven versions compatible with VERO Bezels.



Further information on instant dispatch from:

VEROSPEED

Barton Park Industrial Estate, Eastleigh, Hampshire SO5 5RR
Tel: (0703) 618525

WW — 051 FOR FURTHER DETAILS

The NEW P3 from PRECISION PETITE for the man in a hurry...

A new addition to a great range of precision tools.




Fits snugly in the hand.

£17.55 inc. VAT


with UNIVERSAL CHUCK

With the famous P1 and P2 drills now firmly established, Precision Petite have now produced the P3 hand drill with UNIVERSAL CHUCK so that all the accessories associated with the P1 & 2 can be quickly interchanged without changing the chuck. This will save considerably on the time factor where absolute accuracy is not highly essential. Employs the same motor and has the same characteristics as the P2 drill without removeable head, and fits the S2 Drill Stand. Send for details of this reliable and robust new drill and accessories now and save yourself those valuable moments. SAE please.

See it at CRAFT IN ACTION EXHIBITION Royal Agricultural New Hall Nov. 13-16 inc.



S2 DRILL STAND will accept P1, P2 and P3 drills.
£17.96 inc. VAT



Ask for Accessories leaflet



Sole UK Distributors

PRECISION PETITE LTD

119a HIGH STREET TEDDINGTON MIDDLESEX TW11 8HG
TEL: 01-977 0878

WW—036 FOR FURTHER DETAILS

QUALITY REEL TO REEL & CASSETTE TAPE HEADS + MECHANISMS

NEW

C2000

REMOTE OPERATION TAPE TRANSPORT MECHANISM FOR DIGITAL OR AUDIO.

THIS BRITISH MADE CASSETTE TRANSPORT HAS GIVEN INDUSTRY A GREAT COST SAVINGS OVER COMPARABLE FOREIGN IMPORTS AND IS NOW BEING MADE GENERALLY AVAILABLE.

CAN BE SUPPLIED WITH TAPE FAIL/END DETECTION, SEARCH, AND FAST ERASE. SOLENOID CONTROL PROVIDES FULLY REMOTE OPERATION.

WRITE NOW FOR FULL DETAILS BASIC PRICE £60.30 INC. VAT.

POPULAR UNIVERSAL CASSETTE TAPE HEADS

B12-01 Mono Playback.....	£1.89	C42RPH04 Stereo GLASS FERRITE R/P.....	£11.60
B12-02 Mono Record/Playback.....	£4.02	C42RPS18 Stereo TWIN GAP R+P.....	£25.21
B24-01 Stereo Playback.....	£3.30	E12-09 Mono/stereo erase.....	£ 1.85
B24-02 Stereo Record/P/bk.....	£6.66	B22-02 Twin 1/2 track R/P.....	£ 5.97
B24-07 Stereo R/P, (Dolby Stsm).....	£7.87	C44RPH03 Quad 1/4 track R/P.....	£13.17
C42RPH20 Stereo SENDUST R/P.....	£9.28	C44RP2ES01 Quad 1/4 track combined R/P + Erase.....	£26.45
C42RP1ES01 Stereo combined R/P + Erase.....	£10.93	C22ES02 Twin half track erase.....	£ 4.72

SEND FOR OUR FULL CATALOGUE 25p.

PLEASE ENCLOSE 30p P&P WITH ORDER


MONOLITH

THE MONOLITH ELECTRONICS CO. LTD. 5/7 CHURCH ST., CREWKERNE, SOMERSET, ENGLAND. (0460) 74321

ALL PRICES INCLUDE VAT

WW — 008 FOR FURTHER DETAILS

ETI Elapsed Time Indicators




your time is up!

And with an Elapsed Time Indicator (ETI) you'll know exactly when. An ETI is a small electrochemical device that shows accumulated hours of operation of electrical or electronic equipment. Telling you exactly when equipment maintenance is due.

An ETI can also be used as a visible current integrator. An inexpensive range of reversible or expendable types is available, with full scale readings from 100 to 10,000 hours.

WK Electronics Limited
40a Napier Road, Bromley, Kent BR2 9JA
Telephone 01-460 9861. Telex 896071.

 Symbol for Elapsed Time Indicator approved by the British Standards Institution.

MERCRON
TYPE 203 

WW — 010 FOR FURTHER DETAILS

New Bear Systems



APPLE II.. £810

DISC DRIVE WITH CONTROLLER £425.00

NORTH STAR HORIZON

HRZ-2-32 32K + DUAL DISK DRIVE £1480
HRZ-1-16 16K + SINGLE DISK DRIVE £1135
CP/M FOR HORIZON £ 115
PASCAL FOR HORIZON £ 70

HEAD OFFICE & MAILORDER:
40 Bartholomew Street, Newbury, Berks.
Tel: 0635 — 30505 Telex: 848507 NCS
NORTHERN SHOWROOM:
220-222 Stockport Road, Cheadle Heath, Stockport.
Tel: 061-491 2290

DPS-1

For education, industry, research and all professional uses, including hardware and software development, low cost OEM Systems, teaching applications etc.

- ★ Mainframe with front panel
- ★ 30 Amp 8v power supply
- ★ 20 slot motherboard with active termination and shielding between bus lines
- ★ Guaranteed operation at 4MHz

Price with 4MHz Z80 CPU Board . . . £ 695

Please send for details of the full range of Ithaca Intersystems S100 products.

SORCERER from £650.

TELETYPE 43 From £875
ANADEx £575
BD80 £595

TERMS
Official Orders Welcome.
Please add 15% VAT on all prices.
Barclaycard and Access Welcome.
Send or Phone (0635-30505) for Catalogue and Booklist.

WW—073 FOR FURTHER DETAILS

we wondered why....

The B.B.C., British Rail, B.A.C., Decca Acoustics, Institute of Sound and Vibration Research, I.C.L., Post Office Telecommunications, Philips Research, U.K. Atomic Energy Authority, and many Universities were among our customers.

Maybe they liked the competitive prices of our modules, or the fact that all modules have a frequency response from 20Hz to 22kHz -0.2dB, a slewing rate of 8 volts per microsecond, input sensitivity of 0dB (0.775V), a damping factor greater than 400 to 1kHz and a total harmonic distortion less than 0.05% at 1kHz.

Or could it be that they went for the reliability and the comprehensive protection circuitry. Then there's the full 2 year guarantee which accompanies our range of modules.

OR PERHAPS THEY JUST LIKED THE SOUND OF US!

J.P.S. ASSOCIATES
(ASTONKILN LTD.)
BELMONT HOUSE
STEELE ROAD
PARK ROYAL
LONDON NW10 7AR
Tel: 01-961 1274/5



BELGIUM
Studelek Elektronika
Tiensestraat 250
3030 Leuven, Belgium
Tel. (016) 234554
Contact: Mr. Leo Swinnen

ENGLAND, Midlands
CROXFORD CUSTOM EQUIP.
64 London Road
Leicester
Tel. 0533 538465
Mr. Phil Croxford

ENGLAND, West
SEVERSIDe AUDIO & LTG
25 The Promenade
Glovesier Road
Bristol BS7 8TZ
Tel. 0272 41666
Mr. Peter Hannay

ENGLAND, South
R.E.W. AUDIO VISUAL
126 Charing Cross Road
London
WC2
Tel. 01-836 2372
Mr. John Cowan


SCOTLAND
ATMOSPHERE LTG & SOUND
57 Nelson Street
Aberdeen
Scotland
Tel. 0224 572905
Mr. Keith Main

FRANCE
MUSIQUE & SON
1 Residence Bel-Evant
35250, Cancale, France
Tel. (09) 89 67 77
Mr. Yves Jannois

J.P.S. 60 : 60 Watt.
J.P.S. 100 : 100 Watt.
J.P.S. 150 : 150 Watt.

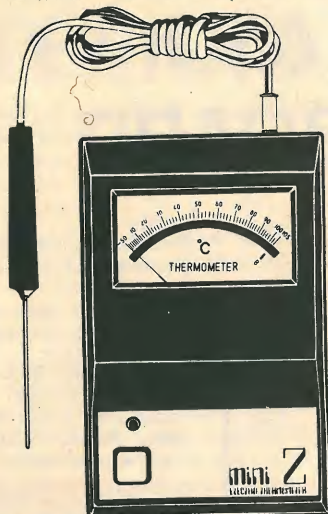


Power supplies available to suit all modules. Send for further information on our range of pre-amplifier modules. JPS products are now stocked at the distributors shown below. Further information on all products available direct from JPS Associates or via reader reply service.
All modules are made in the United Kingdom.



WW — 031 FOR FURTHER DETAILS

ELECTRONIC INDUSTRIAL THERMOMETER



THE MODERN WAY TO MEASURE TEMPERATURE

A Thermometer designed to operate as an Electronic Test Meter. Will measure temperature of Air, Metals, Liquids, Machinery, etc., etc. Just plug-in the Probe, and read the temperature on the large open scale meter. Supplied with carrying case, Probe and internal 1 1/2 volt standard size battery.

- Model "Mini-Z 1" measures from -40° C to + 70° C. Price £30.00
- Model "Mini-Z 2" measures from -5° C to + 105° C. Price £30.00
- Model "Mini-Z Hi" measures from + 100° C to 500° C. Price £33.00

(VAT 15% EXTRA)

Write for further details to

HARRIS ELECTRONICS (LONDON)
138 GRAY'S INN ROAD, LONDON, WC1X 8AX
(Phone 01-837 7937)

WW - 029 FOR FURTHER DETAILS

the indispensable **BIRD 43**



THRULINE® WATTMETER

0.45-2300 MHz / 0.1-10,000 watts

The Standard of the Industry
What more need we say...

Exclusive UK representative

aspen electronics limited

2 KILDARE CLOSE, EASTCOTE, MIDDX. HA4 9UR
TELEPHONE: 01-868 1188 — TELEX 8812727

Testing... Testing... Testing...



anywhere!

The FM/AM 1000s with Spectrum Analyser

A portable communications service monitor from IFR, light enough to carry anywhere and good enough for most two-way radio system tests. The FM/AM 1000s can do the work of a spectrum analyser, oscilloscope, tone generator, deviation meter, modulation meter, signal generator, wattmeter, voltmeter, frequency error meter - and up to five service engineers who could be doing something else!

For further information contact
Mike Taylor



FieldTech

FieldTech Ltd
Heathrow Airport -
London Hounslow
TW6 3AF
Tel: 01-759 2811
Telex: 23734
FLDTEC G

IFR precision simulators

WW - 045 FOR FURTHER DETAILS



756 KEYBOARD

NUMERIC KEYPAD

- * Intended for professional micro-processor applications.
- * This one Keyboard will meet most present and future requirements.
- * Full 128-character ASCII 8-bit code Tri-mode MOS encoding.
- * Applications notes for auto repeat, numeric pad, serial output.
- * Upper and lower case characters generated by keyboard with latching shift-lock.
- * Selectable polarity.
- * Size 305 X 140 X 32mm (12 1/4 X 5 1/2 X 1 1/4 in)
- * MOS/DTL/TTL compatible outputs.
- * New guaranteed OEM grade components.
- * Needs +5 and -12V supply
- * Board has space for small low cost DC/DC converter so that entire unit operates off single 5V rail.

Carter Associates

P.O. Box 11262 VLAEBERG
South Africa postal code 8018

MODEL 756

FULL ASCII

KEYBOARD


LOW COST!
Fully Assembled

£39.50 + VAT 15%

Also available:
 Numeric keypad — interfaces with 756 £7.50
 DC to DC converter to give -12V £5.00
 (Mounts direct on 756 P.C.)
 Plastic enclosure type 701 £10.75
 Gold plated edge connector type 756/con £1.95

Generous Quantity Discounts Available
 U.K. orders add 15% VAT ON ORDER TOTAL.
 All U.K. enquiries to
CITADEL PRODUCTS LTD.
 50 High St., Edgware, Middx. HA8 7EP
 Tel.: 01-951 1848

- * Alpha lock.
- * Extra loose keys available.
- * Supplied complete with full technical data.
- * Rugged mil. spec. G-10 PCB with plated through holes.
- * 2-key roll-over
- * DC level and pulse strobe signal for easy interface to any 8-bit input port microprocessor system, video display or terminal board. Strobe pulse width 1 ms.
- * User selection of positive or negative logic data and strobe output.



The DMM you've wanted: Quality and performance at a low, low cost

A surprisingly low £49.95. Surprising because you get the type of performance you've wanted but expected to pay much more for.

Quality, Performance and Accuracy

The 2010A offers you long-term accuracy with a laser-trimmed resistor network, a stable bandgap reference element, and single-chip LSI circuitry. With 31 ranges and 6 functions, you can measure AC or DC volts from 100 μ V to 1000 V; AC and DC current from 0.1 μ A all the way to 10 A; resistance from 0.1 Ω to 20 M Ω . Typical DCV and Ohms accuracy is 0.1% \pm 1 digit. Easy-to-read 3 1/2 digit LED's with 9 mm numerals and automatic decimal point.

Extra features for greater convenience and flexibility

- Unique X10 multiplier switch gives you convenient selection of the next higher decade. Hi-Low Power Ohms capability gives you three high-ohm ranges that supply enough voltage to turn on a semiconductor junction. You use the three low-ohm ranges for in-circuit resistance measurements.
- Wide Frequency Response: 40 Hz to 40 kHz bandwidth lets you measure audio through ultrasonic AC signals.
- Touch-and-Hold Capability (with optional probe) lets you hold readings as long as you



wish so you can make measurements in hard-to-reach places without taking your eyes off the probe tip.

- And More: automatic polarity and zeroing; overrange indication; overload protection on all ranges.

This compact unit is powered by 4 «C» cells (not included) so that you can take your lab-quality benchtop unit anywhere with you.

Kit or Factory-Assembled

Either is a tremendous value. Complete kit only £49.95; assemble it yourself with our easy-to-follow instructions. Or, for only £64.95. Sabtronics will ship your 2010A factory-assembled and calibrated.

Whether you're a professional or a hobbyist (or both!): When quality, accuracy, and price count, you should check out the 2010A DMM for yourself.

2010A Kit: £49.95

2010A Assembled: £64.95

(plus p.p. £3.50 and VAT at 15%)

THP-20 Touch and Hold Probe: £9.95

Making Performance Affordable

sabtronics INTERNATIONAL INC.

Send your orders with your payments to:
TIMWOOD LTD.
 14 Albert Street, Cowes, Isle of Wight
 England. Telex 86892

PARAGRID ANTENNAS

The combination of type TM30 transportable mast with Paragrid Antenna is a classic example of total transportability, ever demanding for rapid erection and deployment for fast communication, whether temporary or permanent.


Paragrid Antennas offer great advantage over spun dishes in as much as these are broken down and packed in lightweight cartons. Shipping and site transportation costs are drastically reduced; this effectively produces a considerable saving.

The Paragrid Antennas are manufactured into the three most popular sizes, 10ft. (3.048m.), 7ft. (2.134m.) and 4ft. (1.219m.) diameters, frequency range 450 thru 1500 MHz with excellent front-back ratios. VSWR across entire bands are better than 1.3 to 1. High tensile aluminium alloy are used extensively throughout the manufacturing, giving advantage of lightweight yet extreme strength. Fixings are of stainless steel and spun galvanize.

The radiating elements are manufactured of brass and silver-plated for greater conductivity. As an added advantage against environmental hazards, the elements are encapsulated in a glassfibre shroud.

RADIO MASTS LTD.

North Portway Close, Round Spinney
Northampton, NN3 4RO
Tel: 0604 499617
Telex: Headship (N'pton) 31355 (Ramar)



WW — 102 FOR FURTHER DETAILS

QUARTZ CRYSTALS
made to your spec. **FAST!**
MOD & CAA APPROVED


AEL

AEL CRYSTALS LTD.
GATWICK HOUSE, HORLEY, SURREY, ENGLAND RH6 9SU
Telephone: Horley (02934) 5353 Telex: 87116 (Aerocon Horley)
Cables: Aerocon Telex Horley

WW — 045 FOR FURTHER DETAILS

carbon film RESISTORS

PRICES REDUCED. SEND FOR DETAILS NOW



Z & I

AERO SERVICES LTD.

42-44A-46 Westbourne Grove
London W2 5SF
Tel. 01-727 5641 Telex 261306

WW — 034 FOR FURTHER DETAILS

FREQUENCY COUNTERS — OSCILLOSCOPES — OFF-AIR RECEIVERS


20 MODELS AVAILABLE INCLUDING LED VERSIONS

250MHz
801B
£250
Crystal oven
3 parts 10⁹



401A	50MHz 6 Digit	£150
801B/M	250MHz 8 Digit	£250
901M	520MHz 8 Digit	£325
1001M	1-2GHz 8 Digit	£550

MAINS
12V. BATTERY
PORTABLE
OSCILLOSCOPE



MODEL
S1500
15MHz
Dual Trace
£280

A professional standard model dual trace DC to 15MHz. Usable to 25MHz with alternate, chop and single-channel A or B amplifier selection, 5mv/cm, accuracy 3%. Excellent triggering wide range time base.

RCS

R. C. S. ELECTRONICS, WOLSLEY ROAD, ASHFORD, MIDDX. ASHFORD 53661
SUPPLIERS TO: Ministry of Defence, G.P.O., B.B.C., N.P.L. Government Depts., Crystal Manufacturers and Electronic Laboratories world-wide

WW — 086 FOR FURTHER DETAILS



New Bear.



SPECTRONICS.

U.V. EPROM-ERASING LAMP

PE14	Erases up to 6 chips. Takes approx. 19 mins.	£ 56.00
PE14T*	Erases up to 6 chips. Takes approx. 19 mins.	£ 76.58
PE24T*	Erases up to 9 chips. Takes approx. 15 mins.	£111.22
PR125*	Erases up to 6 chips. Takes approx. 7 mins.	£237.84
PR320T*	Erases up to 36 chips. Takes approx. 7 mins.	£384.09
PC1000*	Erases up to 72 chips. Takes approx. 7 mins.	£842.83

U.V. EPROM-ERASING CABINET

PC2000*	Erases up to 144 chips. Takes approx. 7 mins.	£1227.69
---------	---	----------

* Includes a 60 min. Timer

SPECIAL OFFER!

Until SEPTEMBER 30th 1979

30% OFF

74LS Prices

as in June Catalogue

4116 150ns	
16K Dynamic Ram	£6.99
6502	£9.99
MC6800	£6.99
MC6821	£3.99
BASF 6106 5¼" SLIMLINE	
DISC DRIVE	£190

The 6502 Based Micro on Standard Eurocard Modules

SEND FOR FURTHER DETAILS
DISTRIBUTOR ENQUIRIES WELCOME!

Head Office: 40 Bartholomew Street, Newbury, Berkshire
Tel: (0635) 30505 Telex: 848507 NCS


Northern Branch: Mersey House, 220-222 Stockport Road,
Cheadle Heath, Stockport Tel: (061-491) 2290

TERMS AND CONDITIONS

Minimum official order £10.00.
Postage & packing 30p on Hardware.
Hardware prices plus 15% VAT.
Barclaycard & Access Welcome.


WW-074 FOR FURTHER DETAILS

explosion proof communications



- * Ex. loudspeakers 12w and 25w
- * Ex. proof – intrinsically safe – weatherproof telephone units
- * delivery ex-stock

* complete systems for the offshore – chemical – petroleum – railway – motorway environments



Neumann Communication Systems Limited
Lea Industrial Estate, 151 Lower Luton Road
Harpenden, Herts AL5 5EQ
Telephone: (058 27) 67011 Telex 826638

WW – 053 FOR FURTHER DETAILS

VORTEXION

a happy event . . .



. . . a new addition to our family of amplifiers. The VTN 30. The new baby weighs in at 30 watts, and has a maximum of 3 inputs.

The other members of the Vortexion family are the system 2000, 50/70 watt and CP50 mains/battery amplifiers.

Contact Sales Dept. — VORTEXION DIVISION,
Clarke & Smith Manufacturing Co. Ltd., Melbourne Works,
Melbourne Road, Wallington, Surrey. Tel. 01-669 4411 Ext. 25.

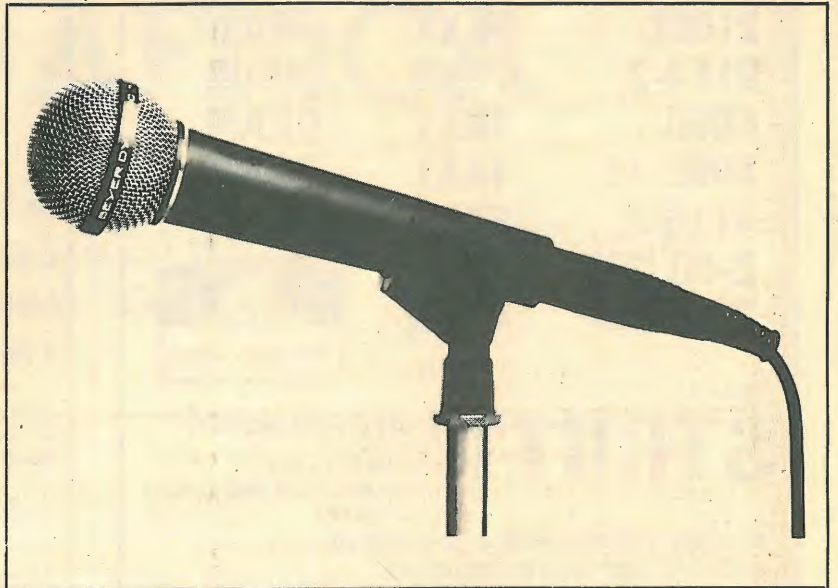
Telex Casint G 22574; Telegrams: Electronic Wallington.

WW – 025 FOR FURTHER DETAILS

Soundstar

from Beyer Dynamic

- True supercardioid characteristic
- Well balanced, rising frequency response with low frequency roll-off and presence boost
- Built-in hum bucking coil to cancel electromagnetic hum
- Breath and "pop" filter
- On-off switch
- Professional three-pin audio connector



DESCRIPTION AND APPLICATIONS

The Beyer Dynamic model M 400 N (C) soundstar mk II is a unidirectional moving coil microphone, especially designed to meet the demand of musicians, singers and entertainers for an elegant and superb sounding microphone. It is also an excellent microphone for instrument pick up and well suited for a variety of broadcast, recording and stage applications. Its supercardioid pickup pattern minimizes background noise and other undesirable acoustic effects. A highly effective built-in burst filter controls explosive breath and "pop" noises. For boom, stand and hand use, indoor and out, the M 400 is unaffected by humidity and temperature extremes. Its rugged construction makes this microphone particularly suited to withstand the rigors of professional use. The microphone is fully fieldserviceable.

M 400 N (C)

soundstar mk II

Beyer 
Dynamic

Beyer Dynamic (GB) Ltd. 1 Clair Road, Haywards Heath, Sussex RH16 3DP. Tel: (0444) 51003.

WW — 089 FOR FURTHER DETAILS

WE HAVE MEMORIES

AM2708	1KX8	EPROM
TMS2516	2KX8	EPROM
TMS2716	2KX8	EPROM
2102L	1KX1	SRAM
2114-2	1KX4	SRAM
4060	4KX1	DRAM
4096-16	4KX1	DRAM
4116-3	16KX1	DRAM
Z-80 CPU	4MHz	
Z-80 PIO	4MHz	



Send s.a.e. for full list and prices

STRUTT

3c BARLEY MARKET ST.
TAVISTOCK
DEVON PL19 05F
Tel: TAVISTOCK (0822) 5439
Telex: 45263

ELECTRICAL AND MECHANICAL ENGINEERING LTD.
ELECTRONIC COMPONENT DISTRIBUTORS

WW—039 FOR FURTHER DETAILS



747 UNIVERSAL COUNTER TIMER £175 + £3.50 p&p

DC-150MHz

8 DIGITS

8 FUNCTIONS

3 CHANNELS

Measures — A KHz, C MHz, Period A, Pulse Width A±, Time A± to B±, Count A, Count A (gated by B, reset by C).
Max. resolution 0.1Hz, 100pS.
Averages 1 to 1000 events.

Also available — Counter Timers, Frequency Meters, Filter Oscillators, Function Generators, Off-air Standards, Lab/Bench Power Supplies, Panel Meters & Bar Indicators.

OMB ELECTRONICS


Riverside, Eynsford, Kent DA4 0AE

Tel: Farningham (0322) 863567

Prices, which are CWO & ex-VAT, are correct at time of going to press and are subject to change without notice.

WW — 087 FOR FURTHER DETAILS

Plastic Boxes



Our catalogue contains a whole range of plastic boxes to suit every project. There are case-boxes, sloping front and flip-top boxes, general purpose and potting boxes — there's even some with integral battery compartments.

We've also got circuit boards, accessories, module frames and metal cases — all to the highest standard to give your equipment the quality you demand. Send 25p to cover post and packing and the catalogue's yours.

VERO

VERO ELECTRONICS LTD RETAIL DEPT.
Industrial Estate, Chandler's Ford,
Hampshire SO5 3ZR
Tel: (04215) 62829

WW — 021 FOR FURTHER DETAILS

TRADE WITH THE ARAB WORLD AND AFRICA

**Announcing a
unique exhibition-and a unique opportunity
for your company**

In June next year, in Paris, one of the most important exhibitions of the 1980s will be staged. It will help identify outlets for industrial products — including agricultural machinery and agro-chemicals, consumer goods, works and services. It will provide a showcase for the developing nations. And it will be attended *only* by ministers, heads of industrial organizations, senior government officials, directors of development projects and other top decision-makers.

Expansion-Cooperation 1980-1990 will provide a unique opportunity for exhibitors to expand sales, meet potential customers and end-users, plan joint ventures and contact Arab investors for projects in the West and in Africa. The exhibition is organized

with the co-operation of the Arab Bank and is under the patronage of the French Government, the O.P.E.C. Special Fund and 26 Arab Ministers.

Perhaps your company is new to the Arab and African markets. Perhaps it has long experience of doing business in one or more of the countries there. Either way, you will scarcely find a better or more economical opportunity of participating in their economic expansion than through this exhibition.

For further information and exhibition details, please contact Bryan Cassidy or Wendy Jesty, IPC Business Press Limited, Surrey House, 1 Throwley Way, Sutton, Surrey SM1 4QQ. Tel: 01-643 8040 Telex: 946564 Bisprs-G.



C.N.I.T. PARIS LA DEFENSE

9/15 JUNE 1980

INTERNATIONAL EXHIBITION AND FORUMS

1980/ **EXPANSION COOPÉRATION** /1990
AFRICA-EUROPE-MIDDLE EAST

COMPLETE THIS COUPON FOR
FURTHER DETAILS

To: Bryan Cassidy, IPC Business Press Limited,
Surrey House, 1 Throwley Way, Sutton, Surrey SM1 4QQ,
England.

Please send me further information and exhibition
details of Expansion-Cooperation 1980-1990


Name _____

Company _____


Address _____

ww

COMPONENT TESTING ?




Speak to the specialists




B424 LCR Meter

Accuracy $\pm 0.25\%$. Fast connection of components with immediate direct reading; pass/fail indicator; high efficiency at low cost. Easily used by non-technical staff, especially at goods in, on the production line or at final Quality Control.



B605 LCRD and Q Automatic Component Bridge

Accuracy $\pm 0.1\%$, with microprocessor and memory. Automatic trim and ranging; 2, 3 or 4-terminal measurements. Select from 3 test frequencies: 100Hz, 10kHz and 1kHz. A versatile instrument for Quality Control or R & D.



B905 LCRGD and Q Automatic Precision Bridge

Accuracy $\pm 0.05\%$ Microprocessor, memory and many sophisticated options including automatic sorting, binning and remote control. Can form the nucleus of a fully automated test system. Write or ring today for details.



Wayne Kerr

WILMOT BREEDEN ELECTRONICS LIMITED

DURBAN ROAD BOGNOR REGIS
WEST SUSSEX PO22 9RL ENGLAND
TELEPHONE BOGNOR (02433) 25811
TELEX 86120

AUSTRIA — Peerless & Handels-GmbH
BELGIUM — Regulation-Mesure SPRL
FINLAND — Finnmetric OY
FRANCE — Tekelec-Airtronic
GERMANY — Keithley Instruments GmbH
ITALY — Ing. S & Dr. G. Belotti SRL
NETHERLANDS — C. N. Rood BV
NORWAY — Metric AS
SPAIN — Unitronics SA
SWEDEN — Scandia Metric AB
SWITZERLAND — G & P Electronics AG
U.S.A. — Mechanical Technology Inc., Latham, NY

Tel: 0222 83.22.24
Tel: (010 32 2) 771.20.20
Tel: 460844
Tel: (Paris) 027.75.35
Tel: (089) 7144065
Tel: (Milan) 54.20.51
Tel: (070) 99.63.60
Tel: (02) 28-26-24
Tel: (Madrid) 242.5204
Tel: (Stockholm) 82.04.10
Tel: (01) 64.32.31
Tel: (518) 785-2211

A remarkable range of meters, bridges and bridge systems to solve every measurement problem.

wireless world

Power but little glory

Editor:

TOM IVALL, M.I.E.R.E.

Deputy Editor:

 PHILIP DARRINGTON
 Phone 01-261 8435

Technical Editor:

 GEOFFREY SHORTER, B.Sc.
 Phone 01-261 8443

Projects Editor:

 MIKE SAGIN
 Phone: 01-261 8429

News Editor:

 RAY ASHMORE, B.Sc., G8KYY
 Phone 01-261 8043

Communications Editor:

 TED PARRATT, B.A.
 Phone 01-261 8620

Drawing Office Manager:

ROGER GOODMAN

Production & Design:

ALAN KERR

Advertisement Controller:

G. BENTON ROWELL

Advertisement Manager:

 BOB NIBBS
 Phone 01-261 8622

DAVID DISLEY

Phone 01-261 8037

BARRY LEARY

Phone 01-261 8515

Classified Manager:

 BRIAN DURRANT
 Phone 01-261 8508 or 01-261 8423

NEIL McDONNELL

(Classified Advertisements)

Phone 01-261 8508

JOHN GIBBON (Make-up and copy)

Phone 01-261 8353

Publishing Director:

GORDON HENDERSON

The opening of the biggest and most important international radio conference for twenty years, WARC 79, is a good moment to ask ourselves just where we have taken this remarkable technology in the time since the first such conference was held at the beginning of the century (see article in this issue). Or it might be as pertinent to enquire just where this technology is taking us. WARC 79 is a major example of a meeting where decisions affecting the future development of a branch of technology are being made not by the technicians and engineers but by government representatives ostensibly acting for the people, the users of the technology. Ostensibly, because it's very doubtful whether these civil servants and others are true representatives of the people's interests or technocrats more concerned with the preservation of political/industrial power structures.

In the early days of radio it was possible to point to such things as the saving of life at sea and declare with confidence that this new technology would be a great boon to mankind. Three-quarters of a century later such breezy Edwardian optimism has gone, for the picture is very different. It's not only that radio and electronics have found terrifying applications in instruments of destruction. A more permanent and insidious development is the immense, silent power that all technology, including ours, has acquired over the ordinary lives of people. It is not wielded by the individual scientists and engineers, but by our political, economic and commercial institutions, the technocracy. The ordinary person sees a great complicated juggernaut which he is helpless to understand or control and which moves on heedlessly over his prostrate mind. It was an awareness of this helplessness which led Kurt Waldheim, Secretary-General of the United Nations, to warn recently that "failure to assert the primacy of policy over technology is an alarming and increasingly dangerous phenomenon in the modern world".

Two current beliefs foster the growing power of technology: one, if a new technique produces material prosperity it is automatically good, regardless of its side effects; two, if a scientific advance is possible at all it must not be hindered but pursued, objectively, for its own sake. Success at all costs. But the direction the research and commercial development takes is inevitably controlled by those who put the money into it. Whatever the benefits, the major interests of those who provide the finance, as Roszak has said, will continue to be in weapons, in techniques of social control, in commercial gadgetry, in market manipulation and in the subversion of democratic processes by means of information monopoly and "engineered" consensus. In electronics, technical and commercial activity is now dominated by weapons systems on the one hand and consumer toys and trinkets on the other.

One brave if somewhat emasculated attempt to "assert the primacy of policy over technology" is the Office of Technology Assessment which operates in that heart of technical achievement, the USA. It was established by law in 1972 to give Congress early indications of the beneficial and adverse effects to be expected from the applications of technology. Being an arm of the legislature, rather than of the government, it is nominally independent, but because it cannot help being part of the power structure of the country this independence must be suspect. More healthy is the consumer movement and the work of the voluntary groups who believe that communities should monitor technology; this has produced, again in the USA, the National Council for the Public Assessment of Technology. As Lord Mountbatten declared at the end of the first Mountbatten Lecture, hopefully entitled Electronics - the Lifeline, "Science offers us almost unlimited opportunities - but it is up to us, the people, to make the moral and philosophical choices".

Two-metre s.s.b. and f.m. transceiver

Design and construction of an advanced unit for the experienced constructor

by G. R. B. Thornley, G2DAF

The transceiver to be described in this article is the final result of two years development and constructional work. The aim was to provide a unit which would be tunable over the full range of the two metre (144 to 146MHz) band and capable of s.s.b., f.m. and c.w. operation, with an output power of 10 to 20 watts p.e.p. To avoid crystal manipulation and bandpass filter alignment, which some people find difficult, the author decided to generate the initial s.s.b. and f.m. at 10.7MHz using low-cost, easily-obtainable block crystal filters. The transceiver has been in use almost daily over the past three years, and this has given the author ample opportunity to prove the reliability, ease of control, and long term stability of the design. It can be built for under £200.

THE MAIN REQUIREMENTS for the transceiver were as follows: The single conversion format was to be used to

improve the receiver cross-modulation and blocking performance and it had to have a straightforward setting-up and alignment procedure. First class carrier, sideband and intermodulation product suppression, together with natural s.s.b. speech quality, was required and the transceiver was to include narrow-band f.m., compatible with amateur band requirements. Easily-repeatable construction was desired, using (with the exception of the final output amplifier) p.c.bs throughout. All the signal frequency circuits were to use push-pull balanced mixers which would provide good discrimination against heterodyning-frequency breakthrough and a clean output with a low order of distortion products. Wherever possible, standard-production, easily-obtainable components were to be used and high cost items were to be avoided.

Constructional features considered to be desirable were also itemised. Unit construction, a clean layout, good accessibility and a professional appearance were considered by the author to be important. The coils were to be home-made using standard, readily-available coil formers, dust cores and screening cans. To simplify operation a press-to-talk control was to be incorporated and the transceiver was to be driven by a separate power supply.

In order to obtain the required stability, a variable-frequency oscillator (v.f.o.) operating on a relatively low frequency is essential. This can be raised to the required heterodyning frequency of 133.3 to 135.3MHz in two ways. The first method uses the so-called "mixer v.f.o." in which the v.f.o. feeds a mixer stage together with the output from a high frequency crystal oscillator. In this case the sum of the two frequencies is extracted at the mixer output circuit. The second method uses a "phase-lock loop v.f.o." in which a voltage-controlled oscillator (v.c.o.) tuning 133.3 to 135.MHz is locked back to a relatively stable v.f.o. on a much lower frequency. This

range were considered by the author to be important. The coils were to be home-made using standard, readily-available coil formers, dust cores and screening cans. To simplify operation a press-to-talk control was to be incorporated and the transceiver was to be driven by a separate power supply.

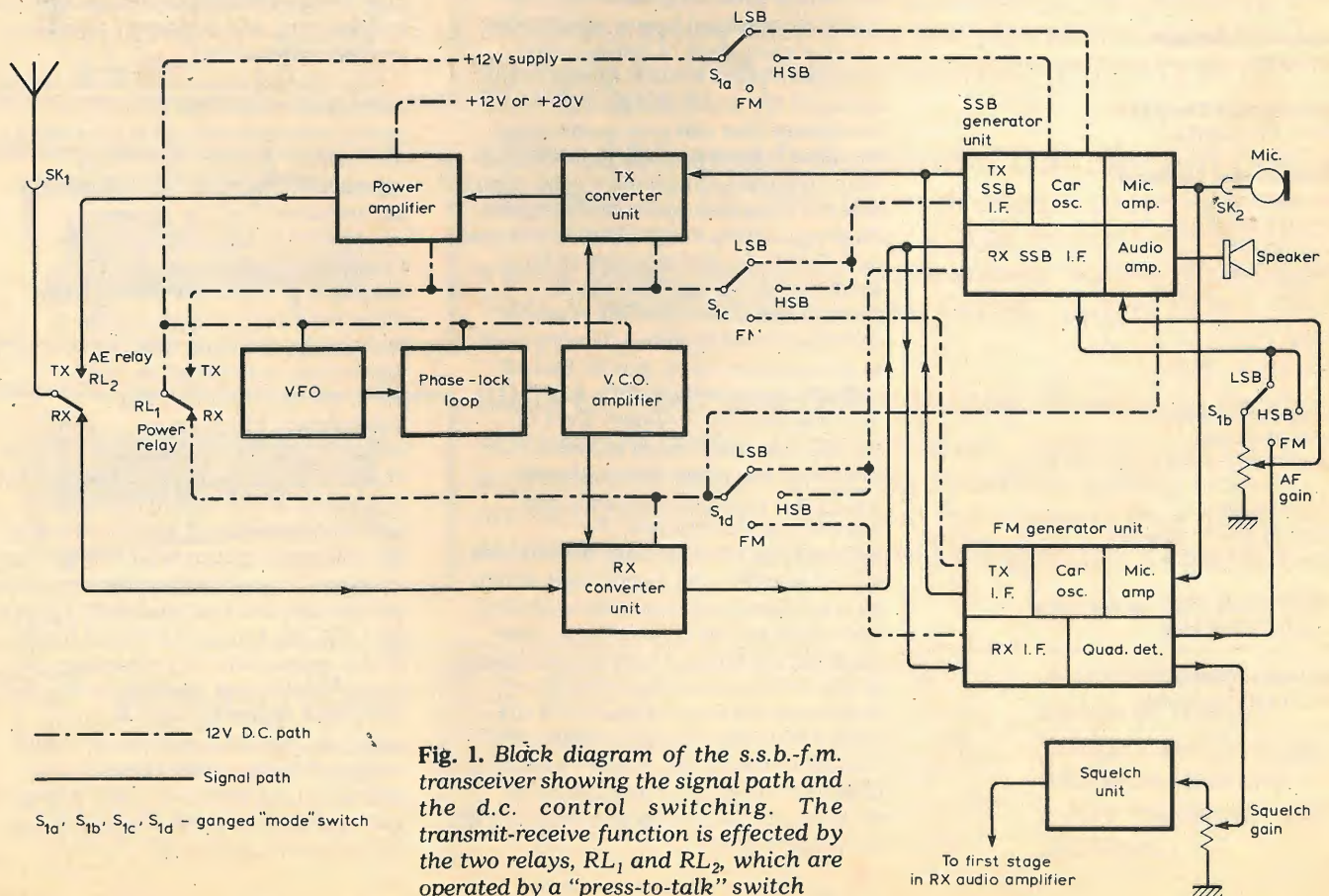


Fig. 1. Block diagram of the s.s.b.-f.m. transceiver showing the signal path and the d.c. control switching. The transmit-receive function is effected by the two relays, RL₁ and RL₂, which are operated by a "press-to-talk" switch

method has the oscillator at signal frequency – which avoids the problems of oscillator harmonics and spurious mixing products – but the stability is as good as that of the low frequency v.f.o.

The second method was preferred and this was adopted using an integrated circuit phase detector, Motorola type MC4044P*, which produces reliable and consistent results, and locks from switch-on. It was the author's desire to construct a workable phase-lock loop v.f.o. which encouraged him to develop the transceiver described here.

Transceiver block diagram


A block diagram of the transceiver is given in Fig. 1 and shows the signal path, the d.c. send-receive control switching and the s.s.b.-f.m. mode switch S_{1a} , S_{1b} , S_{1c} , S_{1d} . On receive, the aerial is connected to the receive converter unit which translates the two-metre band signal to 10.7MHz. The output from this converter simultaneously feeds the f.m. generator unit and the s.s.b. generator unit. Audio signals from both generators feed via S_{1b} to the common "a.f. gain" and the common audio power amplifier.

On transmit, the microphone output simultaneously feeds the s.s.b. and f.m. microphone amplifiers and their respective 10.7MHz i.f. units. Both of the s.s.b. and f.m. outputs connect to the transmit converter unit where the signal is translated to the required two-metre band frequency. The low level output from the converter feeds into the power amplifier unit which gives 10 to 20W of r.f. output power.


The v.f.o., phase-lock loop circuit and v.c.o. amplifier are common to "transmit" and "receive" and are permanently connected to an unswitched 12V stabilized power supply. Power for the remaining s.s.b. and f.m. units is selected as required by the switch banks S_{1a} , S_{1d} and S_{1c} . Two relays, one for power and one for the aerial, control the transmit-receive function, and are operated during communications by a press-to-talk foot switch. The phase-lock loop unit provides the required heterodyning frequency of 133.3 to 135.3MHz in two ranges each 1,000kHz wide, and is locked back to the relatively stable v.f.o. tuning over the range of 8.3 to 9.3MHz.

S.s.b. generator unit

All the components for the 10.7MHz s.s.b. transmit-receive unit, which has the circuit shown in Fig. 2, are assembled on a p.c.b. measuring $8\frac{1}{4} \times 5$ in. Transistors Tr_1 to Tr_6 form the transmit section and Tr_7 to Tr_{17} , the receive section. Tr_6 is a f.e.t. and offers a high impedance load to the microphone. Audio signals feed via the preset volume control, R_{25} , to a further stage of amplification, Tr_5 , and then via a screened cable to the twin diode balanced-modulator D_2 and D_3 . The modulator output at low impedance



Front view of the transceiver showing the panel layout.



Underchassis of the transceiver showing, left to right, the phase-lock unit, the v.c.o. amplifier p.c.b., the receiver converter p.c.b., and bottom right, the f.m. generator p.c.b.

connects to the capacitive tap C_{14} and C_{15} across L_4 , and is amplified by two m.o.s.f.e.t. i.f. stages Tr_2 and Tr_1 . Overall gain is controlled by the preset resistor R_2 .

Coil L_2 is resonated by two capacitors C_2 and C_3 in series to provide an impedance match. Switching diode D_1 connects the 10.7MHz output signal into the low impedance 2.4kHz wide block filter via the d.c. blocking capacitor C_{44} and the filter output then connects, via C_{45} and the switching diode D_{14} , to the two output terminal posts. High and low sideband carrier crystals XL_1 and XL_2 are switched as required by the "mode" switch S_{1a} and diodes D_7 and D_8 to the carrier to be pulled exactly on to the required frequency. In practice, additional capacitance was found to be necessary and this is provided by C_{29} and C_{31} , which are soldered in parallel with each trimmer on the back of the p.c.b. The low impedance output from

the secondary of L_5 feeds the receiver demodulator D_{11} and D_{12} and the high impedance output from the collector of Tr_4 drives the f.e.t. phase splitter Tr_3 to provide a balanced r.f. input to the transmitter balanced modulator D_2 and D_3 . The carrier oscillator is common to both transmit and receive and, accordingly, the required 12V supply is fed via switching diodes D_4 and D_5 from both the transmit and receive power rails.

On receive the 10.7MHz signal input is switched by diodes D_{15} and D_{10} through the block filter, and then amplified by three a.g.c.-controlled m.o.s.f.e.t. i.f. stages Tr_7 , Tr_8 and Tr_9 and the balanced demodulator D_{11} and D_{12} is fed by the low impedance output from the secondary of L_9 . The 10.7MHz i.f. input is heterodyned by the push-pull carrier frequency to the demodulator, and the resultant difference frequency in the audio range 300 to 2,700Hz connects to the panel-operated a.f. gain

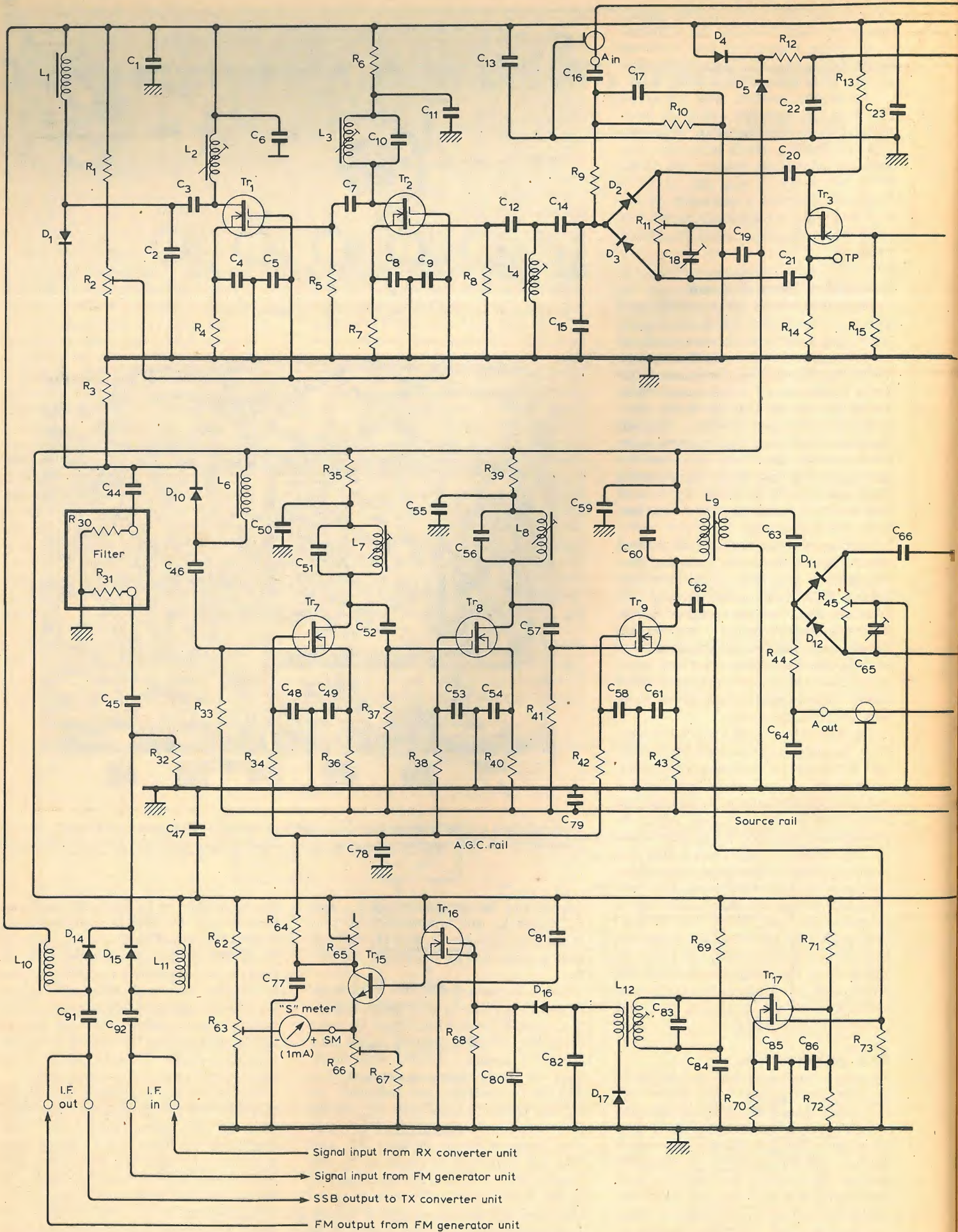
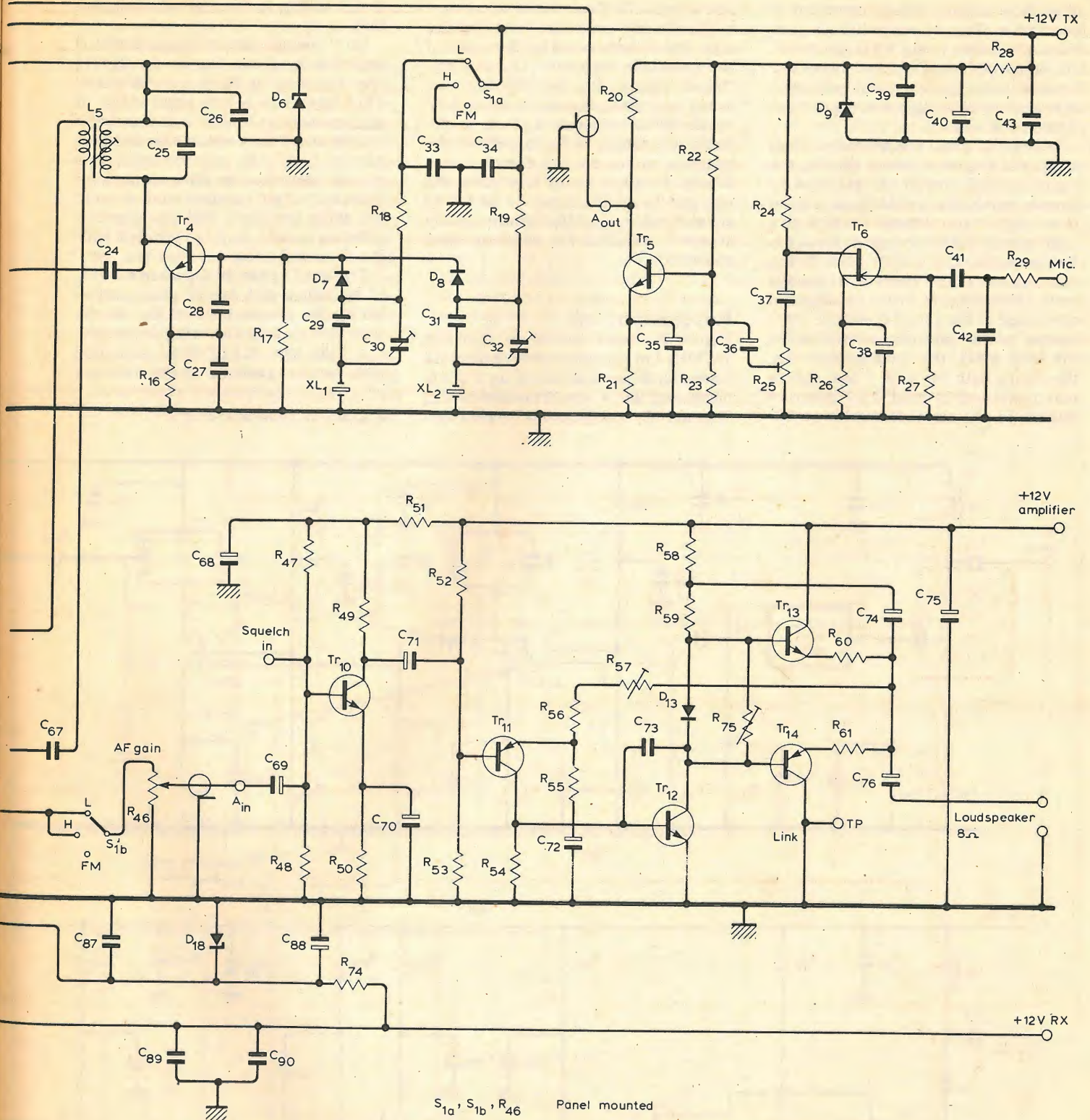


Fig. 2. 10.7MHz s.s.b. generator unit



S_{1a}, S_{1b}, R_{46} Panel mounted
 $C_{10}, C_{25}, C_{51}, C_{56}, C_{60}, C_{83}$ Across coil inside screening can
 C_{29}, C_{31}, R_{75} Installed on etched side of P.C.B.

control, R_{46} , via the mode switch S_{1b} . Tr_{10} to Tr_{14} form a conventional complementary-pair audio amplifier with approximately one watt output to an eight ohm loudspeaker. These stages are common to both s.s.b. and f.m. reception and are therefore fed from a separate +12V power rail.

During a.m. reception, there is a steady transmitted carrier, and this can be used in a receiver to operate a simple a.g.c. system. However, these conditions do not apply when receiving a s.s.b. transmission. The a.g.c. system

must have a fast attack in order to faithfully follow the modulation envelope, and must have a slow release in order to "hold up" in between words. In addition, the a.g.c. is ideally required to hold the audio output at a constant level for incoming signal strengths of $10\mu V$ to $100mV$ - a dynamic range of 80dB. Good a.g.c. performance for s.s.b. reception is an important requirement for satisfactory operation, but has proved difficult to achieve with semiconductor devices. The situation has improved considerably with the

advent of the dual gate m.o.s.f.e.t. in which a smooth control of stage gain is available by varying the potential applied to gate 2.

Tr_{17} is the a.g.c. i.f. amplifier. The output signal from L_{12} is rectified by D_{17} and is fed via the gate diode D_{16} to gate 1 and gate 2 of the high impedance amplifier Tr_{16} .

The output from D_{16} follows the s.s.b. modulation envelope and charges C_{80} to approximately the peak level. The attack time is fast, but C_{80} can only discharge through R_{68} giving the req-

uired slow release. Phase inversion is effected by Tr₁₅ whose collector provides a negative going a.g.c. potential. The emitter of this transistor drives the S-meter which gives a visual indication of relative received signal strength from S zero to S9 + 40dB.

In order to avoid the necessity of an additional negative power supply, the a.g.c. control circuit is returned to chassis earth. An aerial input signal from 0μV to 100mV will give approximately 2.5V change in the a.g.c. line potential, the lowest point being approximately 2.9V relative to chassis earth. Therefore, in order to take full advantage of the gate-2-to-source volts against power gain characteristics for the RCA 40673, the "source line" (i.e. the return path for gate 1 and source bias resistors) is held 3.3V positive relative to chassis earth, and is stabil-

ised with a 2.7V Zener diode D₁₈.

The "hold" time constant for the a.g.c. line is determined by the value of the reservoir capacitor C₈₀ and the "bleed" resistor R₆₈. Initially the zero signal a.g.c. line potential is set at 5.5V by the pre-set resistor R₆₅ and the S-meter zero setting by R₆₃. R₆₆ allows the operator to control the S-meter sensitivity. In other words it enables the operator to set the meter to S9 for an aerial signal input of 50μV (the normally accepted standard for amateur band receivers).

F.m. generator unit

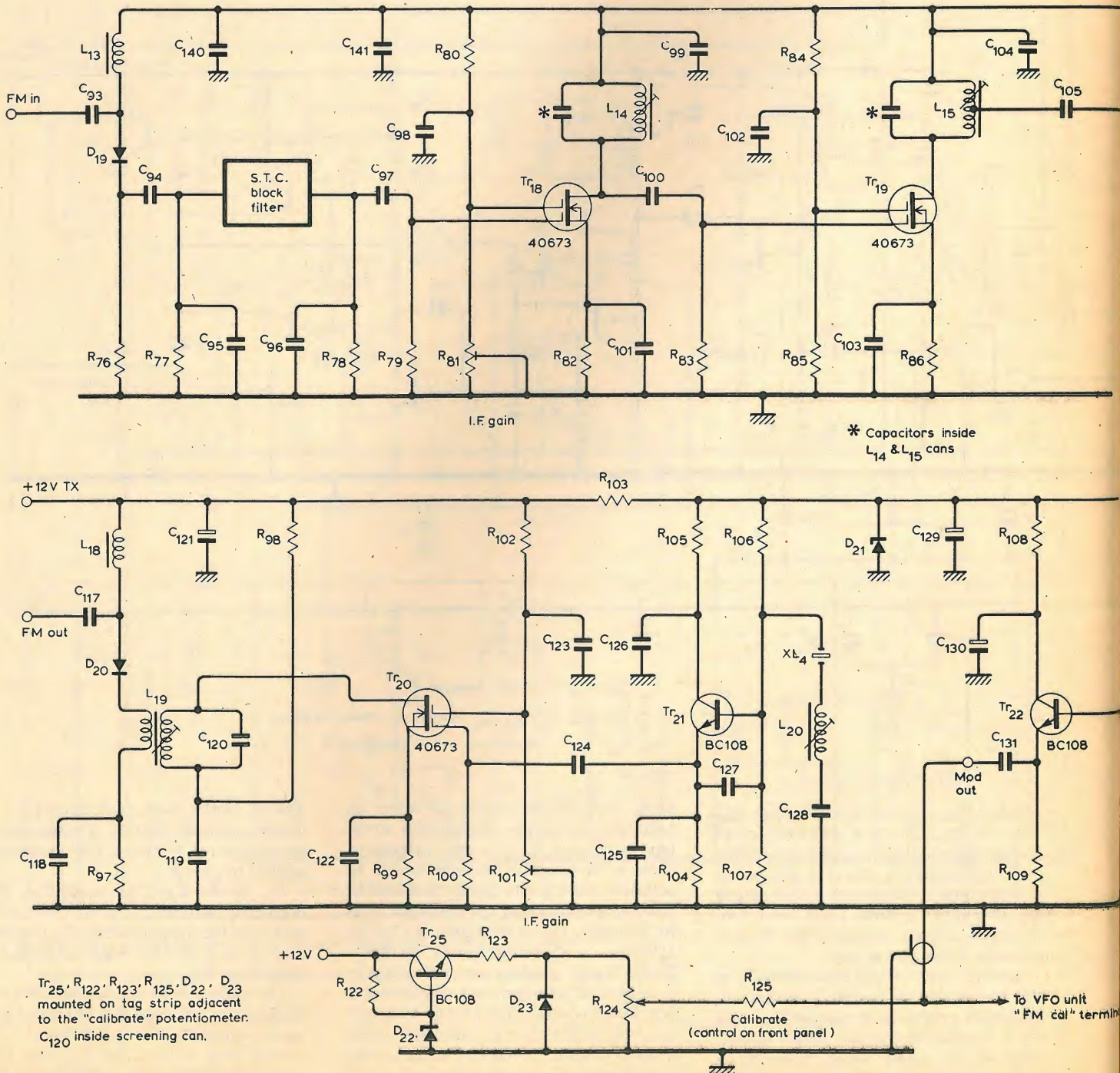
Figure 3 shows the circuit of the 10.7MHz f.m. transmit-receive unit. All components are assembled on a p.c.b. measuring 6¼ × 4in. Transistors Tr₁₈, Tr₁₉ and IC₁ comprise the receive sec-

tion, and Tr₂₀ to Tr₁₅ the transmit section.

On "receive" the incoming signal is switched by diode D₁₉ to the 25kHz channel spacing block crystal filter. This filter has a 6dB bandwidth of approximately 15kHz and has been chosen as the most suitable for amateur narrow band f.m. requirements. For correct operation the filter requires an input and output parallel termination of 910 ohms and 25pF, and this together with the circuit load is obtained with R₇₇, C₉₅ and R₇₈, C₉₆.

Tr₁₈ and Tr₁₉ are dual-gate m.o.s.f.e.t. i.f. amplifiers with overall gain controlled by the pre-set resistor R₈₁. At the time the f.m. unit was being developed, the Toko type KALS4520A screened coils became available in the UK and

Fig. 3. F.m. generator unit



Tr₂₅, R₁₂₂, R₁₂₃, R₁₂₅, D₂₂, D₂₃ mounted on tag strip adjacent to the "calibrate" potentiometer. C₁₂₀ inside screening can.

* Capacitors inside L₁₄ & L₁₅ cans

these were used for L_{14} and L_{15} . The resonating capacitor is supplied as part of the internal coil assembly.

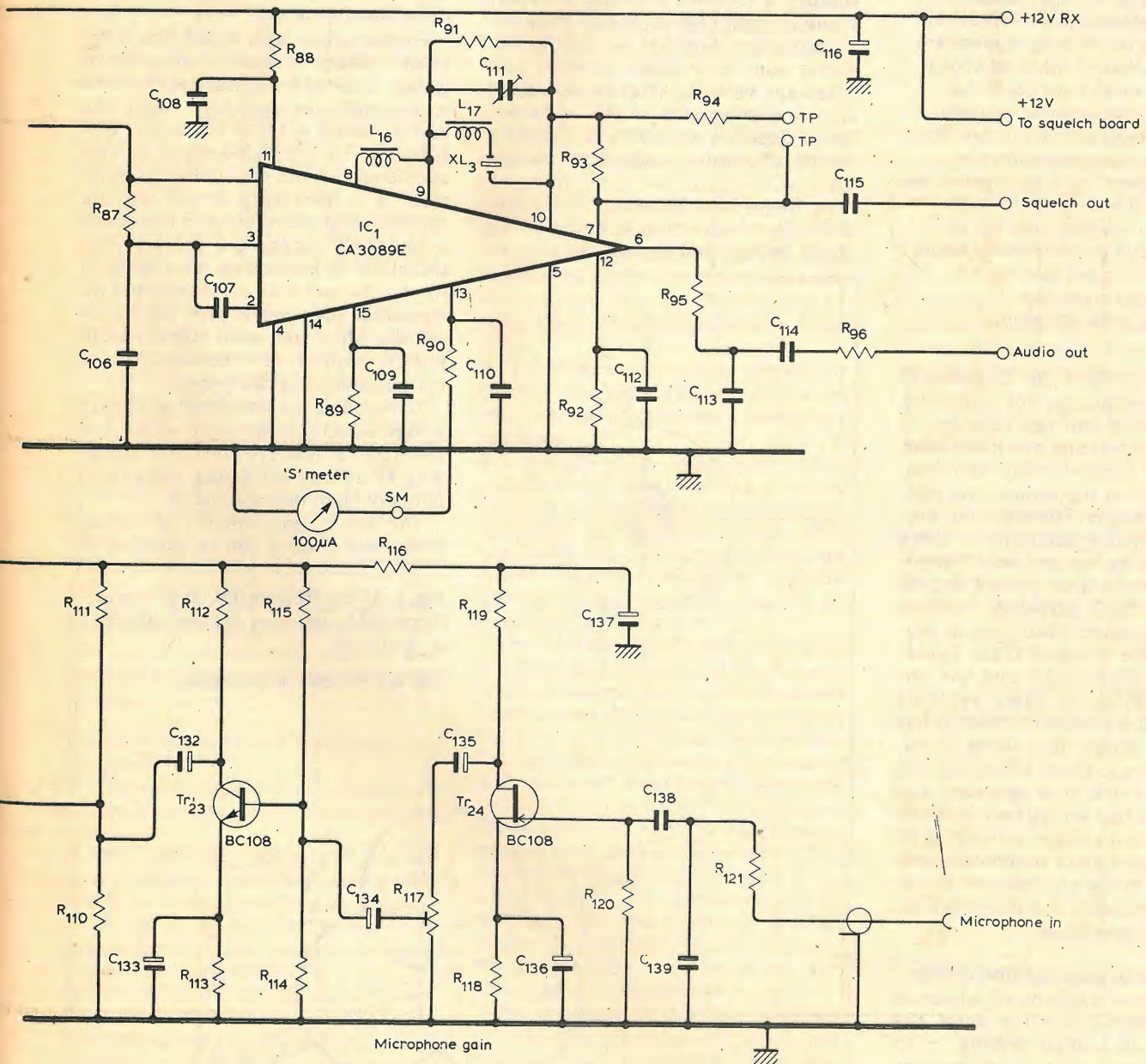
IC_1 is an RCA CA3089E incorporating a three-stage limiting amplifier, quadrature detector, muting and tuning meter output. The original development circuit followed the manufacturer's recommendations using a high-Q tuned circuit between pins 9 and 10 of the quadrature detector. This was considered by the author to be unsatisfactory with regard to the recovered audio output and the long term stability of the L/C circuit for amateur narrow-band (nominally $\pm 5\text{kHz}$) f.m. reception. The performance has been materially improved by the addition of a crystal discriminator, XL_3 in the circuit diagram. In order to obtain the recovered audio with a low level of distortion, the crystal series-resonant point must be

placed exactly at the filter centre frequency, and this is provided by the associated inductance L_{17} and the shunt trimmer C_{111} . The resistor R_{91} ensures a d.c. path between pins 9 and 10 of the detector. Terminal posts marked TP (test point) and the series resistor R_{94} are incorporated to enable an external microammeter to be connected during the setting of C_{111} and the plotting of the resultant S-curve. This will be dealt with in detail under the heading "Alignment". In addition, it was felt that the existing CA3089E muting circuit associated with pins 5 and 12 did not meet the requirements of amateur band operation so the required performance has been obtained by an out-board squelch unit.

On "transmit," the crystal microphone input is amplified by Tr_{24} and Tr_{23} , the amplifier gain being con-

trolled by the preset resistor R_{117} . The output from the emitter Tr_{22} is fed to the varicap diode in the v.f.o. unit and the reference voltage for this diode is fed via R_{125} from the panel-operated "calibrate" potentiometer R_{124} . This control would be very sensitive to a fractional change in power supply voltage or to hum ripple. It is therefore most important that R_{124} is fed from a supply rail incorporating double stabilization, and this requirement is effected by Tr_{25} and D_{23} . XL_4 is the carrier crystal adjusted by L_{20} to exactly 10,700,000Hz. The output of the carrier oscillator Tr_{21} is amplified by the m.o.s.f.e.t. Tr_{20} whose drive level is set by the preset control R_{101} . A low impedance output is taken from the secondary of L_{19} via the switching diode D_{20} .

continued on page 53



Soundfield microphone

Design and development of microphone and control unit

by Ken Farrar, Calrec Audio Ltd

Ambisonics and surround sound technology based on psycho-acoustic theory form the nucleus of the design of the soundfield microphone. The complete design combines advanced acoustical, mechanical and electrical precision engineering in a revolutionary way. Recordings made with the microphone and reproduced through a minimum of loudspeakers produce images which are stable and uncoloured, while additional loudspeakers, which need not be full range, allow reproduction of valuable height and reverberant information. The soundfield microphone enables the recording engineer not only to record the total sound field and thus protect his recording from obsolescence, but to compare and dub to conventional forms, adjusting, panning and steering his synthesised, truly coincident "microphones" after the event.

THE DEVELOPMENT OF THE NRDC Ambisonic technology for surround sound recording and reproduction is now well advanced and much has been published by those directly involved. Early attempts to supplement the restrictive conventional stereophonic presentation by hasty additions of extra rear channels in the so-called "quadraphonic" format have proved largely unsuccessful. Their particular inherent weaknesses include difficulties in producing stable images from inter-loudspeaker directions, and the encoding formulae of some systems exacerbates this problem further. It has been clearly shown that using Ambisonic technology, much better use can be made of extra loud speakers and channels, and that if only two channels are available, a decoding system may be employed which gives psycho-acoustic optimisation of the presentation in respect of directionality and freedom from coloration or "phasiness."

Background to microphone design

The theoretical analysis of surround sound psycho-acoustics into the mechanisms of human hearing — by Gerzon¹ — argues that at low frequencies below about 700Hz, where half a wavelength corresponds to the distance between the ears, the information reaching the brain is derived from the sum and difference of the inputs to the two ears. This corresponds at low

frequencies respectively to the pressure component of the sound — equivalent to an omni-directional microphone W — and the velocity (pressure gradient) component of the sound — equivalent to a sideways pointing velocity, figure-of-eight microphone Y . As the head may be rotated, a forward pointing velocity, figure-of-eight pick-up is also required to determine direction X , Fig. 1. The vector sum of in-phase forward and sideways velocity (figure-of-eight) signals corresponds to the apparent sound direction according to Makita's theory of sound localization by the ears.

At frequencies between 700Hz and 5kHz sound direction is detected by signal energy and corresponds to an

"energy vector" being the addition of vector components pointing at each loudspeaker whose lengths correspond to the energy in that speaker. Above 5kHz the pinnae (flaps) of the ears appear to offer directional information to the brain by differences in coloration they impose on the sound arriving in different directions.

Further it has been found that a listener's ability to localize direction is greatly assisted by moderately reverberant conditions especially where the reverberation is fairly uniformly distributed. To take advantage of this additional ambient directional information, it is necessary to record the reverberation accurately and reproduce it uniformly around the listener. The technique of restricting reverberation to one channel with no directional information does not satisfy the above criteria. Moreover, with current technology, artificial reverberation is also not satisfactory in this respect.

To complete the soundfield symmetry a third velocity component whose axis lies in the vertical is required, corresponding to an upward facing velocity of figure-of-eight microphone, Z .

The above requirements of human directional hearing can be satisfied by

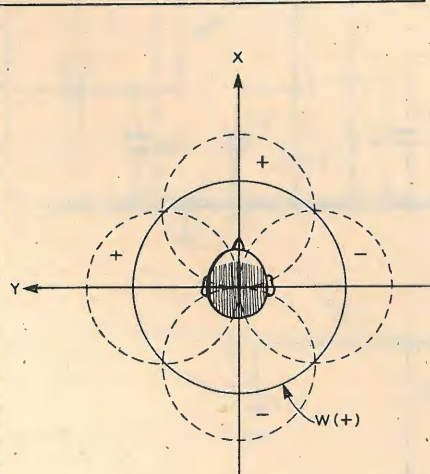
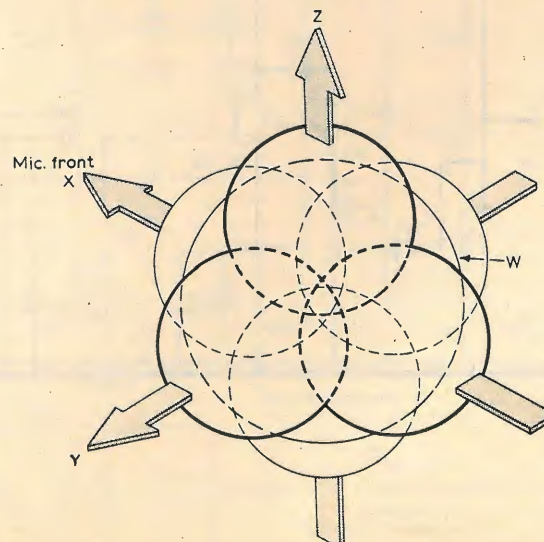


Fig. 1. At low frequencies, direction is perceived by pressure (w) and velocity (x, y) effects.

Fig. 2. B-Format co-ordinates.



suitable processing of pressure and velocity signal components using an Ambisonic decoder such as that described in references 4 and 7-9. A similar decoder is used in the monitor/output section of the soundfield microphone control unit described later. More detailed aspects of the soundfield microphone principle have been described in references 11 and 13.

Microphone acoustic system

The complete parameters for the design of a microphone to capture the complete soundfield may now be defined as follows. The four signals are known as B-format and soundfield signals should be recorded, stored and generally handled professionally in this form. (Fig. 2).

W—pressure: omni-directional.

X—pressure-gradient (velocity): forward fig.-of-eight.

Y—pressure-gradient (velocity): leftward fig.-of-eight.

Z—pressure-gradient (velocity); upward fig.-of-eight.

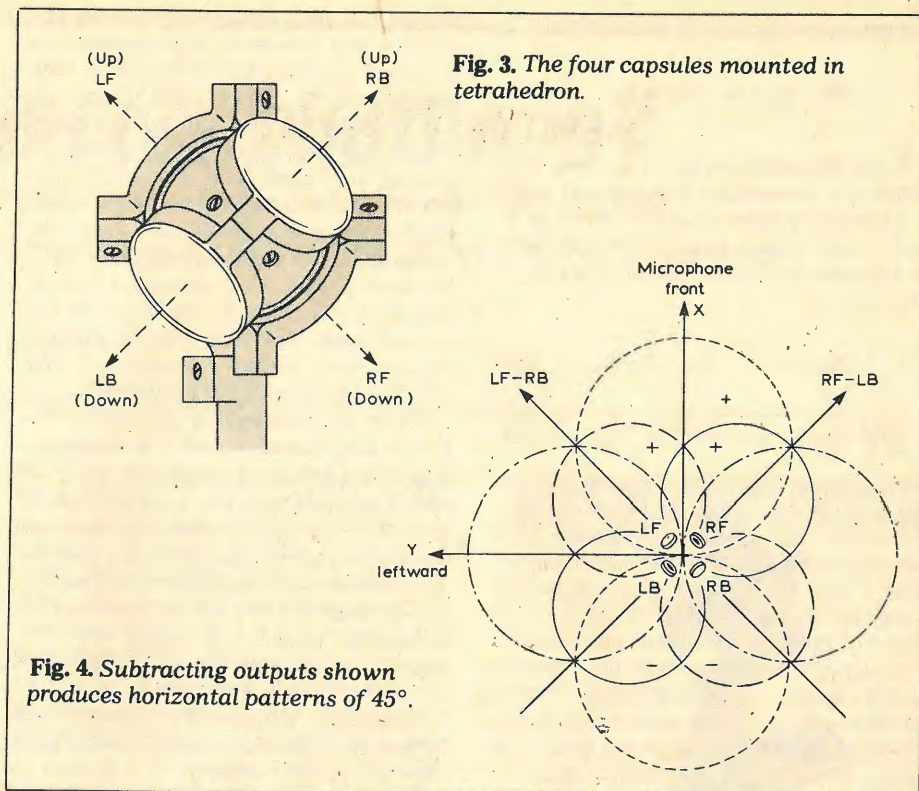
The height component Z will probably not be used in reproduction commercially in the immediate future although it is necessary to implement elevation and dominance controls post-session when required and undoubtedly experimental reproduction systems will use it*

The B-format signals are required to be truly coincident and to have good frequency response and well defined polar patterns at all frequencies. It was considered impractical to produce a microphone which generated B-format signals directly; moreover the method chosen has a significant number of advantages over the alternatives. The soundfield microphone uses a unique array of four sub-cardioid capsules mounted as closely as possible in a regular tetrahedron (Fig. 3). They should be imagined as four receivers symmetrically disposed on the surface of a sphere and associated circuits are provided to compensate their practical spacing.

The advantages of this arrangement are as follows: —

- The four capsules are identical single-diaphragm cardioids of proven design.
- They have individually a very good axial frequency response and the response in other directions is regular when set up as sub-cardioids. This means that the polar patterns are well defined at all frequencies.
- Each of the four capsules contributes an equal component to each of the B-format signals thus allowing effective cancellation of endemic capsule varia-

* The author is presently setting up a reproduction system which reproduces height information, in accordance with system HHJ of the universal HJ surround sound encoding standards for Ambisonic technology.



tions from the ideal, particularly when the capsules are well matched as they are.

● Arrangement of separating the pressure and pressure-gradient components into B-format allows each component to be compensated separately for frequency and phase response.

● Tetrahedral array used allows for capsule pairing along discrete axes which greatly facilitates testing and alignment.

● Closeness of the array allows compensations to be applied to produce B-format signal components effectively coincident up to about 10kHz. This contrasts vividly with conventional stereo microphones where capsule spacing restricts coincident signals up to about 1.5kHz.

The capsule signals are known as A-format and correspond to discrete practice except that they are tilted upwards and downwards as shown in Fig. 3, to form the regular tetrahedron. The capsules are paired in the horizontal plane as: left front up and right back up, right front down and left back down. Examination of each of these pairs reveals that they are symmetrically tilted from the vertical so that if the output signals are subtracted within each pair, the two opposing cardioid patterns produce figure-of-eight patterns whose axes lie along 45° horizontal diagonals shown in Fig. 4.

The amplitude of the figure-of-eight patterns thus produced will be reduced from the value obtained if the capsule pairs were back-to-back by $\cos \phi$, where ϕ is the angle of tilt of each capsule, (35.3°).

If the two diagonal patterns are added, a figure-of-eight pattern facing forward is produced, with an increase

in sensitivity of about 3dB ($2 \cos 45^\circ$). This corresponds to

$$X = L_F - R_B + R_F - L_B \quad (1)$$

Similarly a leftward figure-of-eight pattern is produced by subtracting the $R_F - L_B$ figure-of-eight from the $L_F - R_B$ one. This corresponds to

$$Y = L_F - R_B - (R_F - L_B)$$

$$\text{or } Y = L_F - R_B - R_F + L_B \quad (2)$$

The derivation of an upward figure-of-eight pattern is produced from capsule pairs $L_F - L_B$ and $R_B - R_F$ which produce diagonal figure-of-eight patterns as shown in Fig. 5. This corresponds to

$$Z = L_F - L_B + R_B - R_F \quad (3)$$

The pressure or omnidirectional component W is produced by adding the

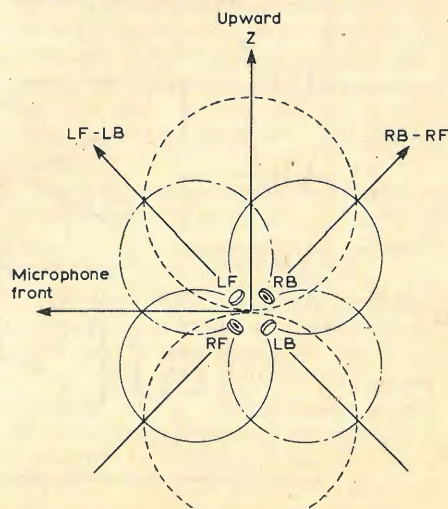


Fig. 5. Vertical capsule pair outputs.

four capsule outputs *in-phase* so that

$$W = L_B + L_F + R_F + R_B. \quad (4)$$

If the microphone is to be used inverted e.g., suspended in a concert hall, it is necessary to reverse the phase of Y and Z only; X still points forwards and W remains omnidirectional. This corresponds to

$$Y_{INV} = -L_F + R_B + R_F - L_B. \quad (5)$$

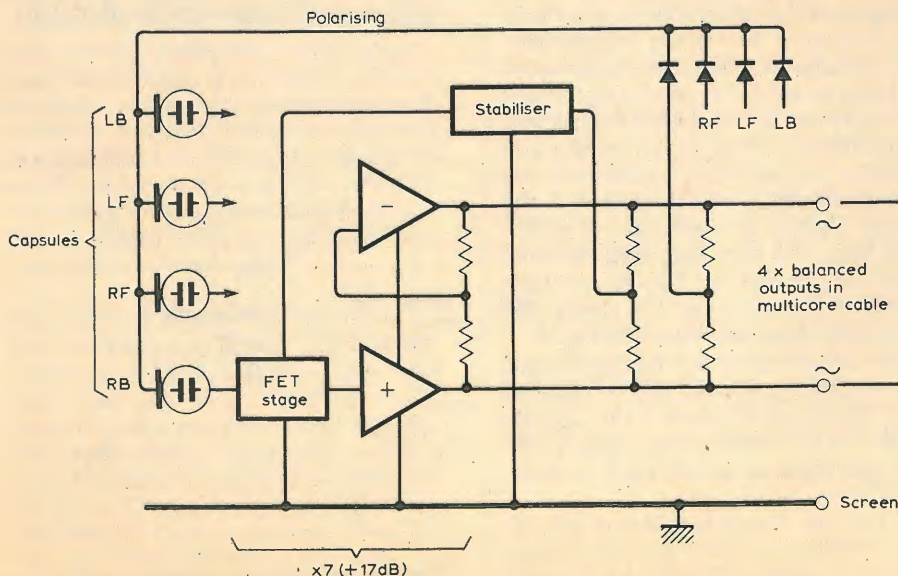
$$\text{and } Z_{INV} = -L_F + L_B - R_B + R_F. \quad (6)$$

The above matrixing and normal/inverted circuit inversion are carried



Fig. 6. Amplifiers in body of unit.

Fig. 7. One of four identical amplifiers.



out in the A-B matrix module in the control unit where 16 adjustments are provided allowing for variations in capsule sensitivity. The correct alignment can only be carried out in anechoic conditions where the microphone is rotated in the test field to observe sensitivity and polar patterns of capsules, capsule pairs and finally B-format coordinates. To this end, provision is made for muting each of the capsule A-format signals individually at the input to the control unit. The A/B matrix module carries the serial number of the microphone to which it is adjusted.

There is considerable difference between the sensitivity of the pressure-gradient (velocity) components X, Y and Z and that of the pressure component W due to the following reasons.

1. Capsule signals are added to produce W but subtracted to produce X, Y and Z.
2. The capsules are sub-cardioids, with polar response $2 + \cos \theta$ approximately, not cardioids ($1 + \cos \theta$), which increases the pressure, W component.
3. The tilt of the capsule pairs reduces diagonal velocity components and hence X, Y and Z signals.
4. The three directional components X, Y and Z of the pressure-gradient require an additional 3dB to conform with the standardized B-format levels. (This sets the energy levels in X, Y and Z similar to that in W for average programme.)

The pressure-gradient components X, Y and Z require a total boost of about 13dB so that the B-format signals match correctly at frequencies where the wavelength is long compared to capsule and array dimensions e.g. 500Hz. At very low frequencies, W requires some boost since it is made up of signals from velocity type capsules which characteristically do not have an extended l.f. response.

At frequencies where capsule spacing compares with wavelength, equalisation circuits take effect to maintain apparent coincidence in B-format signals to about 10kHz. The overall microphone performance is extremely



Ken Farrar is managing director in charge of production and design at Calrec Audio, Hebden Bridge, West Yorkshire. He is one of the founders of Calrec and is co-designer of the Calrec range of capacitor microphones and audio designer of Calrec mixing desks. He has spent the last year developing the sound field microphone and control unit.

good to 20kHz beyond which the output is rolled off at 12dB/octave.

All these equalization circuits are contained in the A-B matrix module.

Microphone amplifiers

The microphone body contains four identical head amplifiers mounted on two similar printed circuit cards, Fig. 6. Each amplifier consists of a field effect transistor low-noise pre-amplifier with a gain of +11dB. The f.e.t. stage drives two operational amplifiers in an electronic balanced configuration effectively adding a further +6dB to make +17dB ($\times 7$) overall (Fig. 7) Each pre-amplifier is phantom-powered along its output balanced lines from the control unit, each supply being separately stabilised within the microphone. Each circuit contributes to the polarising of all four capsules so that any or all circuits polarise all capsules. This arrangement together with the stabilised supplies allows signal levels equivalent to 138dB s.p.l. at 1kHz to be handled before clipping occurs. The capacitance of a full length (150 metres) of cable restricts the output to 134dB s.p.l. at 10kHz but this allows an adequate margin over normal loud programme which rarely exceeds 110dB s.p.l. (130dB s.p.l. corresponds to a very loud sound). At 138dB s.p.l. the microphone outputs are about 8 volts r.m.s. (+20dBm approx). The microphone signal output level is, in fact, about 5mV/microbar. □

To be continued.

References

The references will appear in Part 2 of the article.

Radio for 2000 A.D.

How the WARC's began: background to the Geneva world conference

For ten weeks, from 24 September till 30 November, government representatives from 154 countries are meeting in Geneva at a world conference organized by the International Telecommunication Union to re-plan the use of the radio spectrum. In particular the 2000 delegates are revising, harmonizing and bringing up to date the 1500 pages of international regulations on radio services, and a large part of their task is to re-allocate frequencies to these various services. Decisions made by this World Administrative Radio Conference (WARC 79)* will have the force of an international treaty and will set the pattern of radio use till the year 2000 or even later. The last conference with comparable powers was held in Geneva in 1959. This article sketches the history of the WARC's from the time they were started by a small incident at the turn of the century.

IT'S A FAR CRY from this year's WARC, with its 154 countries and immensely deliberate preparations, worked out in great detail over several years, to the somewhat hastily convened meeting of only nine nations which started the whole series in 1903. This first conference, held in the Imperial Post Office in Berlin, was in fact triggered by an embarrassing incident on the high seas involving commercial hostility and wounded feelings. It was at the time when radio was radio telegraphy, using spark transmitters for communication mainly between ships and between ships and shore stations. The scene was dominated by two rival wireless systems, from Germany the Slaby-Arco-Braun system, operated by the Telefunken and AEG companies, and from Britain the Marconi system, developed and operated by the company of that name. Both were trying to capture world markets in wireless equipment. Apart from the straightforward business competition the principal cause of bad feelings was that the Marconi Company had a policy of discouraging radio stations fitted with their system from communicating with other stations equipped with foreign installations. They felt that as they were the only company offering a complete

ship-to-shore service they did not want to provide the rival organization with shore facilities for which it was not helping to pay the upkeep.

The whole business came to a head in 1902 when Prince Heinrich of Prussia went on a visit to the USA and sailed for New York in the *Kronprinz Wilhelm*. This ship was fitted with Marconi apparatus and during the voyage the Prince was treated to a demonstration of the then new technique of tuning (called syntony in those days) and, more significantly, of communication with shore stations. But on the return trip to Germany Prince Heinrich sailed in the *Deutschland* which, although owned by the same shipping company, was fitted with the German Slaby-Arco-Braun wireless equipment. On the way out from New York the Prince wanted to send a courtesy message back to President Theodore Roosevelt but found that he was refused service because the apparatus on his ship was of different make from that of the (Marconi-equipped) shore station at Nantucket.

Heinrich, being both a prince and a Prussian, was not amused and, back in Germany, the incident was regarded as something of an insult. The refusal of service stung the Germans into calling for an international conference on wireless telegraphy, ostensibly for the reason that it was for the general good of mankind. This duly took place in August 1903 in Berlin and was attended by representatives of Germany, Austria, Spain, USA, France, Great Britain, Hungary, Italy and Russia. The first proposition put up by the German government, not unexpectedly, was that "Radio-telegrams originating from and destined for ships shall be received and forwarded without regard to the system employed." A final agreed statement in similar terms was ratified by all the delegates except those of Britain and Italy, because these two countries were heavily committed to the Marconi system. (In fact Britain and Italy were not full signatories to the "final protocol" of the conference but made declarations merely as observers.)

Going through channels

From a technical point of view, a more significant decision reached by this first conference was that "The working or wireless telegraph stations

must be organized, as far as possible, in such a manner as not to interfere with the working of other stations." Obvious now, but at that time the technique of tuning had only just been invented and the need for radio communication systems to work in separate channels, each defined by a strict band of frequencies, had not been fully appreciated. Thus began, in a simple way, the principle of regulating the use of the radio spectrum by international agreement. The conference, known as the Preliminary Conference on Wireless Telegraphy, was in fact the first attempt to work out, as the French delegate put it, an "intelligent set of regulations" at a time when radio was still in its infancy. They became the basis for the international radio regulations that have existed ever since and are now being revised at WARC 79.

First I.R.C.

The next world conference took place also in Berlin, in 1906 and, because of the preliminary nature of the 1903 gathering, was called the First International Radiotelegraph Conference. It was attended by 30 nations. This was closely modelled on the Convention of the International Telegraph Union of St Petersburg of 1875, which had proved successful. Accepted by the Berlin Radio Conference, it embodied the fundamental structure for all subsequent conferences. Annexed to the decisions made at the conference was a set of radio regulations which was also modelled on the telegraph regulations annexed to the Telegraph Convention. The Berlin Radiotelegraph Convention and the radio regulations went into effect on 1 July 1908 for "an indefinite period".

The principal issue at the 1906 conference, as it had been in 1903, was the question of obligatory intercommunication between stations using different equipment. Thus, one of the noteworthy provisions of the Berlin event was the obligation to connect the coast stations to the international telegraph service. Others were to give absolute priority to all distress messages, and to avoid radio interference as much as possible. The conference also decided that the Bureau of the International Telegraph Union at Berne should act as the central admin-

*See appendix for the agenda of the conference.

istrative organ of the radiotelegraph conferences.*

Questions of a more technical nature were the main work of this 1906 conference, however, as well as of subsequent conferences. In particular it was concerned with the allocation of frequencies. Two wavelengths for public correspondence in the maritime services were established, and another was reserved for "services not open to public correspondence," meaning military and naval stations. In addition, details of all stations, such as their frequencies, call signs and radio systems, were to be sent to the Berne Bureau. Procedure for ship-to-shore (and vice-versa) radio communication was laid down, giving coast stations priority of transmission and the right to determine the order of receiving messages. Although the choice of radio apparatus was unrestricted, technical standards were laid down with the proviso that apparatus should "keep pace with scientific and technical progress".

Sea-going wireless

With the steady progress of radio technology, it became necessary to call a second radio conference, in London, in 1912. By then there were some 479 coast stations, 327 of which were for public use, and 2752 ship stations, of which 1964 were open for public correspondence while the others were mainly naval stations. Aircraft had come onto the scene and some had been fitted with radio, but the conference considered it too early to take official action in this new sphere. Shipping dominated their thoughts for the conference opened only three months after the sinking of the *Titanic*, perhaps the worst maritime disaster to date. Safety at sea through radiocommunication became a major consideration. The British Postmaster-General, in his opening address, said there was a pressing need for a "wider use of radiotelegraphy on the open sea and for the investigation of new methods to make it more effective..." Obligatory communication between ships at sea was consecrated in a new article, although the installation of radio aboard all ships could not be ordered since it was considered that this would trespass on the internal jurisdiction of individual countries. However, the conference imposed a system of safety watches aboard ships carrying radio. Allocation of frequencies again came up for revision, including those for the three new services of radio beacons, weather reports and time signals. Decisions were also taken on the routing of radio telegrams via ships and coast stations.

By the time the next International Radiotelegraph Conference took place; in Washington in 1927, three important

advances had been made in radio technology: sound broadcasting; radio in aircraft; and the extension of the frequency spectrum into the short wave bands of 3MHz and above. A new Radiotelegraph Convention was drawn up at the Washington conference, together with new general Radio Regulations and Additional Radio regulations. This new Convention included "all radiocommunication stations established, or operated by the contracting Governments, open to the international service of public correspondence," thus including any new public services which had been developed or could be developed later on.

In addition, the scope was enlarged to include a large number of services not open to public correspondence and steps were taken to help eliminate interference from and with other services and also with a view to preserving the secrecy of radio communications.

It was the 1927 Washington event that could be called the first truly modern telecommunications conference. Besides the 80 countries represented it included 64 private companies, broadcasting organizations, and other international bodies interested in radio, all of which attended in a non-voting capacity. Foremost among the decisions taken was that which created the International Radio Consultative Committee (CCIR) to "undertake the study of technical and other questions concerning (radio) communications". Another milestone was the drawing up of the first frequency allocation table.

It also agreed at Washington to examine the question of combining the radiotelegraph and telegraph conventions, and it was decided that the next radio telegraph conference would be held in Madrid in 1932, the same place and time scheduled for the next meeting of the Telegraph Union. The 13th International Telegraph Conference and the 3rd International Radiotelegraph Conference which met simultaneously in Madrid in 1932 were two separate legal entities; but liaison was established by the setting up of joint committees to consider common questions. The most important achievement of the Madrid conference of 1932 was the creation of a single convention containing the general principles considered to be common to the telegraph, telephone and radio services.

By this time of course broadcasting had become well established and short-wave transmitters of small power were sending messages round the world. Radar had been invented, and in 1936 aircraft were being tracked on a cathode-ray tube at a distance of 120km. In this year also there were regular television broadcasts from Britain and Germany, and the Olympic Games were televised from Berlin. The first public video telephone service on coaxial cable was opened between Berlin and Leipzig in same year and was extended to Munich in 1938.

The 1938 Cairo Conference was mainly concerned with frequency allocation and also insisted on higher technical standards for transmitters through improved frequency tolerance and bandwidth tables. It produced the first-ever allocation of radio channels for intercontinental air routes in the band 6.5 to 23.38MHz, which provided for existing and future services. In fact this was the first allocation ever made in anticipation of the future. The CCIR was charged to study "operating questions" as well as technical radio questions, and the interval between its meetings was reduced from five to three years.

Post-war conference

In the summer of 1947, some 1600 delegates from 76 countries gathered in Atlantic City, at the invitation of the USA, for an ITU Plenipotentiary Conference, together with an administrative radio conference and an administrative high frequency broadcasting conference. These meetings attempted to bridge the gap caused by the second world war, for many of the old problems had changed because of technical progress in intervening years since 1938. But the most important result of the Atlantic City event was the creation of the International Frequency Registration Board (IFRB) to deal with the notification and registration of frequencies in a master frequency list. Another important outcome was the formulation of an entirely new volume of the Radio Regulations to deal with the phenomenal expansion of radio.

Modern times

The main task of the last WARC, which opened in Geneva on 17 August 1959 and lasted four months – perhaps the longest in the history of the ITU – was to revise the Radio Regulations. This impressive document of 640 pages, with its 1632 paragraphs of regulations and 165 paragraphs of additional regulations, its 27 appendices, its 15 resolutions and 37 recommendations, deals with an astonishingly wide range of radio subjects. The most important is a table of frequency allocations from 10kHz to 40GHz in the three defined regions of the world, with their 26 different users of the radio spectrum. Much space is devoted to the notification and registration of frequencies, there is a table of international call signs to identify radio stations, and the administrative provisions and working conditions of mobile and fixed radio stations are also carefully defined. These and many other provisions, including the order and priority of radiocommunications, radio direction-finding, navigation for aircraft and ships, amateur radio, as well as other regulations of a more technical nature, make the Radio Regulations one of the most valuable tools now available for international co-operation.

*The forerunner of the International Telecommunication Union which came into being at the 13th International Telegraph Conference and the 3rd International Radiotelegraph Conference which met simultaneously in Madrid in 1932.

The 1959 conference brought ITU right into the space age, for the Russians had launched the first Sputnik in 1957. In view of the rapid development in communication with space vehicles, the conference decided to convene an Extraordinary Administrative Radio Conference in 1963, "to examine the technical progress in the use of radio-communication for space research and the results of technical studies by the CCIR . . ." and to decide on "the allocation of frequency bands essential for the various categories of space radio-communication." Summing up the work of the 1959 conference in a speech at the closing meeting, its chairman, Mr C. J. Acton, predicted that there would be "an increase in tempo in the development and use of frequencies in the higher part of the radio spectrum. Some of these developments, for example the use of telecommunications relating to outer space, could be of worldwide significance".

And now to WARC 79, which will be the largest gathering ever in the history of the 114-year-old ITU. The results of its work in revising the Radio Regulations and Additional Radio Regulations will not be known for some months, but in due course *Wireless World* will report, in particular on the re-allocation of frequencies to existing services — for example to short-wave broadcasting, where a big increase in its share of the spectrum is likely — and on the allocation of frequencies to possible new services.

Appendix: Agenda of WARC 79

The agenda for WARC 79 is in the form of a resolution of the administrative council of the International Telecommunication Union. The ITU is a specialized agency of the United Nations for telecommunications. It was founded in 1865 to establish international regulations for telegraphy but later concerned itself with telephony and finally radio. With 154 member countries, it has headquarters in Geneva which house its four permanent bodies: the General Secretariat, the International Frequency Registration Board (IFRB), the International Radio Consultative Committee (CCIR) and the International Telephone and Telegraph Consultative Committee (CCITT).

The resolution states that the agenda of the conference shall be (edited here to remove regulation numbers):

- to review and, where necessary, revise the provisions of the Radio Regulations relating to terminology, the allocation of frequency bands and the directly associated regulations.
- to review and, where necessary, revise the provisions applicable to the co-ordination, notification and recording of frequency assignments except those Articles relating to a single service.
- to review and, where necessary, revise the other articles applicable to more than one service and provisions applicable to miscellaneous stations and services.
- to make any necessary consequential editorial amendments to other provisions of the Radio Regulations and the Additional Radio Regulations resulting from the action taken under agenda items, above.
- to review the report on the activity of the IFRB and revise, where necessary, the provisions relating to its methods of work and internal regulations.

- to study the technical aspects for the use of radiocommunications for marking, identifying, locating and communicating with the means of medical transport protected under the 1949 Geneva Conventions and any additional instruments of these Conventions.

- to take account of Resolution No. Sat-10 of the World Broadcasting-Satellite Administrative Radio Conference, Geneva 1977, on the possible re-arrangement of the Radio Regulations and Additional Radio Regulations, to make such consequential changes as may be necessary to harmonize the Radio Regulations as well as the Additional Radio Regulations and to undertake any further necessary refinement and deletion of superfluous or redundant provisions.

- to consider the proposals based on the CCITT studies carried out in accordance with resolutions adapted as the World Maritime Administrative Radio Conference, Geneva, 1974, on accounting for public correspondence in maritime radiocommunications, and on interpretation of the provisions in the Radio Regulations affecting the public correspondence services and to take appropriate decisions.

- to consider the resolutions and the recommendations adopted by administrative radio conferences, to take such action as may be considered necessary and to adopt such new resolutions and recommendations as may be necessary.

- to propose to the Administrative Council and to the next Plenipotentiary Conference a programme for convening future administrative radio conferences to deal with specific services.

- to provide, for the benefit of future administrative radio conferences, such guidelines as may be found necessary for optimum use of the frequency spectrum.

Two-metre transceiver *continued from page 47*

The modulated output from the transmitter is true f.m. and not p.m. (phase modulation) and all reception reports comment on the outstandingly good speech quality.

Squelch unit

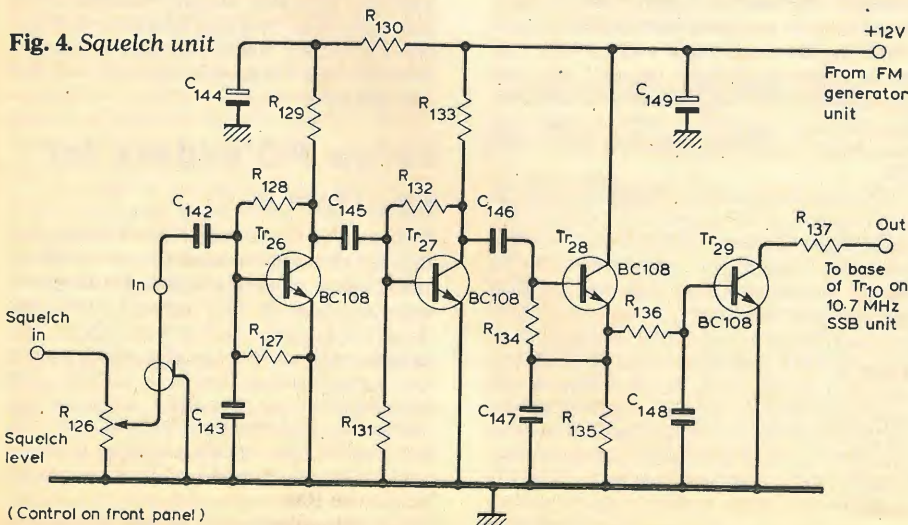
Figure 4 shows the circuit of the muting unit which is mounted on a p.c.b. measuring 3¼ × 2¼in. The noise output is taken from pin 7 of the CA3089E and is

fed via the panel operated squelch control, R₁₂₆, to wide band amplifier stages Tr₂₆, Tr₂₇ and to the noise detector Tr₂₈ and the low-pass filter C₁₄₇, R₁₃₆ and C₁₄₈. The collector of Tr₂₉ is connected to the base of the first audio amplifier stage in the common output amplifier in the s.s.b. generator unit (Tr₁₀ in Fig. 2). Tr₂₉ operates as a switch remaining "open" while speech is present and "closed" during breaks in a received

transmission when noise is present. Any required threshold level can be set by adjustment of R₁₂₆, the squelch panel control.

For components list see page 56.

Fig. 4. Squelch unit



(Control on front panel)

The author is indebted to R. Ray, G8CUB and the article "A practical phase-locked loop for 2 metres", *Radio Communication*, October 1974, for the initial information on the MC4044P.

References:

1. Thornley, G.R.B., G2DAF, single sideband transmission, Chapter 10, *Radio Communication Handbook*, R.S.G.B.
2. Phase-frequency detector MC4044P, Application Note, Motorola.
3. Linear integrated circuits Application Note, CA3089E FM-IF Subsystems, R.C.A.
4. RCA m.o.s. field-effect transistor. 40673 Data Sheets, File No. 381, RCA.
5. Teal, G.S.M., Parasitic oscillations in v.h.f. power amplifiers, Mullard Technical Communications No. 90 November 1967.
6. Jansson, L.E. and Thompson, R.K., power gain prediction for v.h.f. Class B amplifier transistors, Mullard Technical Communications No. 90 November 1967.

NEWS OF THE MONTH

To cut or spread—Home Office studies mobile radio techniques

Two completely opposite ways of making more efficient use of the frequency bands available for mobile radio are now being considered by the Home Office's directorate of radio technology. One is single-sideband operation, in which the bandwidth requirement is reduced theoretically by half; the other is spread-spectrum operation, in which a very much greater amount of frequency space is used but the signal/noise ratio can be very low.

Investigations into the feasibility of s.s.b. for mobile radio have been going on in several research centres, and in our June 1979 issue, p. 96, we reported on demonstrations by Philips Research Laboratories and Pye Telecommunications. Now the Home Office has stated its intention to start trials next year in which s.s.b. with 5kHz channel spacing will be compared with f.m. in 25kHz channels and with a.m. or f.m. in 12.5kHz channels. They say that investigations have arrived at a stage where field trials will be useful but that this does not imply any commitment by them to s.s.b.

Another option, spread spectrum signalling, is being studied at Leeds University on a grant from the Home Office. This technique allows a spread-spectrum transmission to share a channel with other types of transmission, e.g. television broadcasting, and

may give better utilization of a multiplexed communications channel. (See August 1978 issue, p. 50, for a report on work by the University of Bath and earlier references.) Typically, it uses a pseudo-random subcarrier, modulated by the baseband information, which produces a noise-like signal occupying a wide band of frequencies. This can be transmitted directly or may go through further modulation processes. As a result of the wide bandwidth of the transmitted signal it is possible to operate with signal/noise

ratios of less than unity. (In some applications this means that the signal can be protected from interception and, of course, the large amount of frequency spectrum occupied by the signal makes jamming difficult.) At the receiving end the randomized signal is recovered by cross-correlation with a locally generated pseudo-random sequence corresponding to the transmitted sequence. To make this possible, of course, the local sequence has to be synchronized with the received sequence.

Broadcast-quality lincompex

Standard Telephones and Cables Ltd claim to have introduced the world's first system which will overcome fading and interference on high frequency radio links to a standard acceptable to broadcast operators. During transmissions, received signal levels can change rapidly due, among other things, to multipath propagation, presenting problems to the broadcast engineer. STC's new system is claimed to eliminate these problems and also reduce the noise and interference accompanying the signal. The system, called radio-relay lincompex (linked compressor and expander), is based on the conventional

communications lincompex which was first introduced in the late 'sixties.

The equipment, which is intended for point-to-point transmission over a 6kHz audio channel, has been designed to conform generally to British Broadcasting Corporation specifications and, like the conventional lincompex, it consists of a transmit unit and a receive unit. Programme material is fed from a studio through the transmit unit and into the transmitter. At the other end of the link, the receiver passes the signal to the receive unit which feeds the reconstituted programme material to the radio station transmitter for broadcasting. According to STC, the signal quality with the new system is high enough for it to compare with reception from a landline link or local transmitter. With radio-relay lincompex, they say, it is possible to use lower power transmitters for the studio to broadcast station link, and the transmitter's range can also be increased.

Although the communications lincompex was put to the test by the BBC in about 1968, it was used only rarely and, according to a BBC spokesman, is not used at all now. The new radio-relay lincompex has been designed for use between main radio stations' studios and local broadcast transmitters or distant studios and main broadcasting stations, but it remains to be seen whether the BBC or the IBA will use it. STC say, however, that the new equipment has been used by export customers and has proved to comply with the BBC specifications.

The Appleton and Rutherford laboratories merger—SRC chairman

In November 1976 the Science Research Council decided to set up a working party to look into the future of the Appleton Laboratory because for some time there had been concern about the problems of providing proper support for the national space science programme required for the 1980's from the relatively limited resources available at Appleton. This was made worse because at the same time the Engineering Board was seeking to increase the amount and the scope of work in radio propagation and communications systems. Based on the working party's report, which was presented in July 1978, further information supplied afterwards and the views of the SRC staff, the Council decided in October 1978 that the Appleton and Rutherford Laboratories should be brought together under common management. It was also decided that the Ditton Park (Appleton Laboratory) site should be closed and as much work as possible transferred from there to the Chilton (Rutherford Laboratory) site.

The SRC chairman, Professor Geoffrey Allen, said in a SRC *Bulletin*, June 1979, that the final decision was principally influenced by the advantages that were seen to be obtainable for the major scientific programmes in space and communications on which the Council expect to be engaged over

the next decade. The UK, he said, was at a turning point in its space research programmes and there was already a growing demand for experiments to be conducted from space. If the UK was to remain a major force in space science, he said, the SRC had to have the capability to manage the development of complex projects, especially if it was to exploit the new launching systems that would soon be available outside the UK. By combining the experience and expertise of the two laboratories the Council believed that it could create a team that could call on the resources required to provide a strong focus for the support of space research in the UK.

The Council did consider whether it would be possible to achieve the same result without moving the teams onto one site, but they eventually came to the conclusion that this was not practical. It has been decided that the Appleton Astrophysics Research Division from Culham will move to the Chilton site in October 1980, and the UK team on the Infra Red Astronomical Satellite during the same year. However, the majority of the work on the Ditton Park site will not be moved to Chilton for about two years because accommodation is not yet ready for them.

Large PO orders for Redifon

A recent order for Redifon Telecommunications Ltd to supply racking for a Post Office radio paging contract has brought the total value of orders in the contract to close on £1,500,000. Each six-foot rack will carry two transmitters and control unit, a power supply unit, aerial changeover relay, alarm and telephone units. An earlier order in the contract was for Redifon's PT2100 v.h.f. 100 watt transmitters. The equipment is to be used in the staged nationwide extension of PO radio paging.

News in brief

A symposium on 'Instrumentation in potentially explosive atmospheres' will be held at the London Press Centre, London EC4, on October 9 and 10. The event is being jointly sponsored by Sira Institute Ltd, GAMBICA (the Group of Associations of Manufacturers of British Instrumentation, Control and Automation) and CBMPE. The aim of the programme is to promote an understanding of the implications of present international standards and codes of practice relating to electrical instrumentation, and to explain and to encourage constructive discussion on technical trends requiring the generation of future standards. Further information can be obtained from Mrs R. G. Keiller, Sira Institute, South Hill, Chislehurst, Kent BR7 5EH.

Crellon Electronics Ltd have announced that they have signed a distribution agreement with Litronix who are major suppliers of opto-electronic components in Europe and the UK. Crellon say that this new franchise complements their existing range and they estimate that in the next twelve months it will be worth over £250,000 to them.

Papers on original work relating to research, development or use of non-chemical power sources, such as fuel cells, solar cells, thermo-electric and thermionic generators, are invited for the 12th International Power Sources Symposium which will be held at the Hotel Metropole, Brighton, England, from September 15 to 18, 1980. Further information may be obtained from the International Power Sources Symposium Committee, P.O. Box 17, Leatherhead, Surrey, KT22 9QB.

Data communications front-line troops

Front-line troops depend on good radio communications, but often electrically-noisy environments make voice communication unreliable and time consuming. In an attempt to overcome this problem, Racal-Datacom Ltd have introduced a new, high-speed, burst data communications device which, when used with existing tactical voice circuits, provides efficient communications in these conditions. The unit, called Merod (Message entry and read out device), has been designed specifically for use by front-line troops and can either be vehicle-mounted or carried with a manpack radio. A number of optional inbuilt modems enable Merod to be used with all u.h.f., v.h.f. or h.f. combat radio networks.

To provide an extremely high error protection the device uses cyclic block code and bit interleaving techniques, together with synchronous transmission. Racal claims that for an average 3dB signal-to-noise ratio, which is below the limit for reliable, clear voice communication by radio, all transmission errors are corrected with a greater-than 99 per cent level of confidence. Burst transmission, at the maximum data rate allowed by the communication system with which Merod is used, in addition to increasing the security of the communications by making message interception more difficult, enables valuable air-time to be used more efficiently.

Ceefax and the deaf — experimental service

The potential of teletext as a method of increasing the usefulness of television programmes to people with impaired hearing was demonstrated nationally on BBC-1 on September 2 for the first time, anywhere.

Viewers with teletext decoders will see "subtitles" or captions, written to complement a film "Quietly in Switzerland", while those without decoders will not, of course, be distracted by the captions. Following this first transmission, a series of panel games will be captioned, having been selected for the treatment because of the small number of captions needed to explain the game, "Blankety-blank".

The BBC say that the timing of inserted information must be accurate to within one sixth of a second, which means that at the current rate of teletext data transmission (0.25s/page) it will be necessary to interrupt

normal page transmissions to synchronize captions with pictures. The effect on normal teletext transmissions will be an increase in access time of less than 5%.

The idea of using teletext for captions on live, unscripted transmission is brought no nearer by the system to be used, in which captions are held in the Ceefax computer store for rapid access. But the BBC, in collaboration with Leicester Polytechnic, is experimenting with the use of the Palantype shorthand system, and has designed a Palantype keyboard whose output is processed by the Leicester computer to give a promising quality of characters.

Peter Rosier or Bob Dulson at the BBC (01-743 8000) would be happy to give advice on the facility, while those with decoders simply dial page 170 on BBC-1 for the panel game captions.

Weed control by microwaves

According to a report from Sydney, Australian researchers are experimenting with microwave weed control techniques in an effort to reduce the use of toxic herbicides. The engineers and biologists, at Deakin University, Geelong, Victoria, are carrying out a one-year project to see whether some common weeds have a chemical composition which will react to microwaves in a different

way from crops. If this is so they believe microwaves could then be used to control the weeds, leaving the crop unaffected.

The leader of the project, Dr Van Nguyen Tran, a Vietnamese-born senior lecturer in the university's Electrical Engineering Division, said that the research followed the successful use of microwave techniques in drying and in assisting the germination of different types of seeds. Dr Tran said that they had found some types of seeds with which they had worked, particularly acacia seeds, had characteristics which could be affected by microwaves.

Death of John Scott-Taggart

One of *Wireless World's* first contributors, John Scott-Taggart, B.Sc., F.Inst. P., has died at the age of 82. Scott-Taggart, who was born in Bolton, was a well-known innovator and writer on radio since the early years. His interest in the subject started when he studied radio as a hobby in 1912 and his first article appeared in *Wireless World* in December 1914.

During the First World War he was an instructor to the First Army and in 1917 he published a series of thirteen articles on valves. He obtained thirty patents from about 1918 and in 1922 founded the Radio Press which published *Modern Wireless* and *Wireless Weekly*. In the 1920s at least 100,000 amateurs built radio sets using his ST100 design, according to one report.

During the Second World War, Mr Scott-Taggart was a Wing Commander responsible for the majority of the radar ground stations in England and Wales, and the training of their personnel. After this war he joined the Admiralty Signal and Radar Establishment, and retired in 1959. In 1963 the Italian President made him a Knight Officer of the Order "Al Merito della Repubblica Italiana," and in 1975 he was given an OBE for his "services to radio engineering".

For example, a message passed over a v.h.f. link at 1000 words per minute will occupy the communications circuit for less than one-twentieth of the time required using voice communications over the same network, according to Racal. An operator can enter and store messages of up to 1000 characters in length on a 32-character keyboard, as shown in the accompanying illustration, ready for transmission or alteration using the built-in editing facilities.

Communications '80 conference and exhibition

The IEE is organising an international conference as part of the Communications '80 exhibition which is to be held at the National Exhibition Centre, Birmingham, England, from April 15 to 18, 1980. The conference will be held at the Metropole Hotel on the NEC site and will cover three themes: public telecommunications, business communications systems, and civil radio and emergency communications. Papers will cover engineering, user and operating interests and factors likely to affect overall strategy in each theme area.

Two-metre transceiver

Continued from page 53

Components list for Figs 2, 3 and 4

Resistors (all 10% ½W carbon)

1, 90, 125	33k	116, 137, 144, 149	32 16V
3, 5, 8, 20, 32, 112	3k3	133, 136	5 15V
4, 6, 7, 12, 28, 35, 36, 39, 40	270	3, 97	150p polystyrene 5%
43, 69, 70		142, 145	
38, 42, 50, 9, 21, 26, 34, 113	2k2	7, 12	47p polystyrene 5%
118		10, 14, 25, 46, 51	130p polystyrene 5%
10, 18, 19, 24, 49, 76, 93, 94	4k7	56, 60, 83, 100, 120	
97, 119		52, 57	56p polystyrene 5%
13	1k5	73, 125, 127, 143	
14, 74, 116	470		100p polystyrene
15, 41, 89, 130	10k	5%	
16, 62, 64, 77, 78, 104, 109	1k	95, 96	22p polystyrene 5%
17, 95	2k7	124	68p polystyrene 5%
22, 27, 33, 37, 47, 52, 71, 73	100k	146	330p polystyrene 5%
79, 83, 84, 96, 100, 115, 120		18, 30, 32, 65	35p ceramic trimmer
127, 131, 135		111	2.15p ceramic trimmer
23, 29, 53, 92, 111, 114, 121	47k	24	2.2p tubular ceramic
129, 133, 134		29, 31	20p tubular ceramic
30, 31	560	62	3.3p tubular ceramic
44, 51	1k2	27, 28	220p tubular ceramic
48, 72, 80, 85, 102, 106, 110	27k	128	15p silvered mica
54, 56, 59	680		
55	47	Transistors	
58, 82, 86, 99	220	1, 2, 7, 8, 9, 16, 17	RCA40673
60, 61	2.2	18, 19, 20	
67, 103, 105, 108	150	3, 6, 24	2N3819
68	820k	4, 5, 10, 12, 15, 21	BC108
87, 122, 123	330	22, 23, 25, 26, 27	
88, 98	100	28, 29	
91, 107, 136	6k8	11	BCY70
128, 132	220k	13	AC176
137	200	14	AC128

Capacitors (µF unless otherwise stated)

1	200n polyester 20%	1, 6, 10, 11, 13, 18	1mH 7BA Toko*
2, 15, 17, 20, 21	1n polyester 20%	2, 3, 4, 7, 8	20 turns 36 s.w.g. enam. close wound
42, 44, 45, 63, 64		5, 12, 19	20 turns 36 s.w.g. enam. close wound, 6 turn primary overwound at cold end of secondary
66, 67, 93, 94, 105		9	20 turns 36 s.w.g. enam. close wound, 6 turn secondary overwound at cold end of primary
115, 117, 139, 150	10n polyester 20%	20	30 turns 36 s.w.g. enam. close wound on 5mm diam. former with dust core
4, 5, 6, 8, 9, 11, 13		14, 15	KALS4520A Toko*
19, 22, 23, 26, 33		16	22µH 7BA Toko*
34, 39, 43, 47, 48		17	33µH 7BA Toko*
49, 50, 53, 54, 55			Coils L ₂ to L ₅ , L ₇ to L ₉ , L ₁₂ and L ₁₉ are wound on 5mm formers, 9mm pin spacing, with 14mm square by 20mm high screening cans, with dust cores.
58, 59, 61, 77, 78			*available from Ambit International
79, 81, 82, 84, 85		Switch	
86, 87, 89, 91, 92		1	1 pole 3 way 4 bank RS Components
98, 99, 101, 102	470n polyester 20%		
103, 104, 106, 107	2.2 50V single ended		
109, 110, 112, 113	2.2 50V		
118, 119, 122, 123	10 10V		
126, 140, 141	10 25V single ended		
41, 90, 108, 114, 121	47 25V single ended		
131, 138, 147, 148	47 25V		
16	100 25V single ended		
36, 37, 69, 71	100 10V		
132, 134, 135	100 25V		
35, 38	220 25V		
80	470 25V		
130			
74			
129			
40, 70			
68, 72			
88			
76			
75			

Meters

1	SR-38P S-meter Shinohara Electrical Ltd.
2	100µA edgewise A.J.H. Electronics

Filters and crystals

YF.107F 2.4	South Midlands Comms Ltd.
XL1	10,701.5kHz
XL2	10,698.5kHz
445-LQU-901B	Kinnie Components
XL3	10,700.00kHz series resonance
XL4	10,700.00kHz parallel resonance P.M. Electronics

Variable resistors

2, 25, 57, 81, 101	10k miniature preset
117	
11, 45	1k miniature preset
63, 75	100 miniature preset
65	4k7 miniature preset
66	220 miniature preset
46, 124, 126	5k pot. panel mounting

Diodes

2, 3, 11, 12, 16, 17	OA91
1, 4, 5, 7, 8, 10, 14	IN914
15, 19, 20	
6, 9	9.1V BZY88 Zener
13	BA156
18	2.7V BZY88 Zener
21, 22	8.2V BZY88 Zener
23	3.9V BZY88 Zener

Integrated circuit

1	CA3089E RCA
---	-------------

Fig. 4 can be found in the continuation of the article on page 53.

Printed circuit boards

A set of ten double-sided glass fibre p.c.bs is available for £35.00 (inclusive of v.a.t. and postage) from M. R. Sagin at 23 Keyes Road, London NW2. The boards are supplied roller tinned and drilled, and have all clearance areas etched in the ground plane. The ten boards accommodate a s.s.b. generator, f.m. generator, Rx converter, Tx converter, crystal oscillator and mixer, phase detector and loop filter, squelch unit, v.f.o. circuit, v.c.o. circuit and v.c.o. amplifier.

Looking into current mirrors

Design criteria for circuits using matched collector currents

by F. J. Lidgley Ph.D., B.Sc. Oxford Polytechnic

Subject to the use of well-matched devices, the current mirror circuit can perform some useful analogue functions. As well as acting as square and square root "calculators", they can perform in several standard amplifier circuits. This outline of the main features of current mirrors also contains practical applications in the form of a current sink/source conversion, a differential to single-ended conversion circuit and a "mirror-aided" output drive stage.

THE CURRENT mirror circuit relies on the collector current matching of two transistors (one strapped as a diode) when connected together base to base and emitter to emitter.

The collector current is related to the emitter base voltage in a forward biased transistor quite closely by the equation

$$I_c = I_s \left(e^{\frac{qV_{be}}{kT}} - 1 \right)$$

where q is electron charge, k Boltzman's constant, T the absolute temperature and I_s is the forward-biased saturation current, a parameter particular to the exact transistor. I_s is also a function of temperature in addition to the $1/T$ factor of the exponential.

If we can neglect the base currents compared with collector currents, then

$$I_x = I_{cx} = I_{sx} \left(e^{\frac{qV_{be}}{kT}} - 1 \right)$$

$$I_y = I_{cy} = I_{sy} \left(e^{\frac{qV_{be}}{kT}} - 1 \right)$$

and $I_x = I_y$ for all temperatures if and only if $I_{sx} = I_{sy}$ for all temperatures i.e. accurately matched devices in very close thermal contact.

Current matching (mirror image size)

Manufacturers quote the matching of a single-chip pair of transistors by the difference in V_{be} necessary to obtain the same collector currents.

i.e. $I_{cx} = I_{cy}$ for $(V_{bex} - V_{bey}) = (\Delta V_{be})$

$$I_{cx} = I_{sx} e^{\frac{qV_{bex}}{kT}}$$

$$I_{cy} = I_{sy} e^{\frac{qV_{bey}}{kT}}$$

where we have made the assumption

that $I_{cx}, I_{cy} \gg I_{sx}, I_{sy}$ which is invariably true since I_s is typically 10^{-12} amps or less for a silicon device at room temperature.

If $V_{bex} = V_{bey} = V_{be}$ but (ΔV_{be}) is quoted then we may estimate the error in the current mirror imaging size by the following:

writing $V_T = kT/q$ then for $I_{cy} = I_{cx}$

$$V_{bey} = V_{be} \pm \Delta V_{be}$$

and so

$$I_{cx} = I_{sy} e^{\left(\frac{V_{be} \pm \Delta V_{be}}{V_T} \right)}$$

$$I_{cx} = I_{sy} e^{\frac{V_{be}}{V_T}} \cdot e^{\pm \frac{\Delta V_{be}}{V_T}}$$

$$I_{cx} = I_{cy} e^{\pm \frac{\Delta V_{be}}{V_T}}$$

$$\frac{I_{cx}}{I_{cy}} = e^{\pm \frac{\Delta V_{be}}{V_T}}$$

at room temperature $V_T \approx 26$ mV so a ΔV_{be} of ± 2 mV, which is typical for reasonably well-matched transistors, gives

$$\frac{I_{cx}}{I_{cy}} = e^{\pm \frac{2}{26}}; \frac{I_{cx}}{I_{cy}} \approx 1 \pm \frac{1}{13}; \frac{I_{cx}}{I_{cy}} \approx 1 \pm .077$$

i.e. $\pm 7.7\%$ error, which is quite substantial.

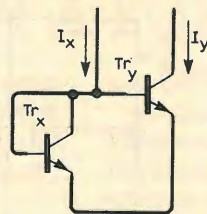


Fig. 1. Single-chip current mirror circuit

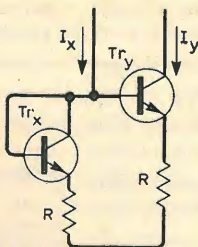


Fig. 2. "Matched" transistor current mirror

Thermal matching (mirror buckling)

The relative thermal tracking is not as bad as might at first be expected. Consider

$$I_c = I_s e^{\frac{V_{be}}{V_T}}$$

It is convenient to discuss the temperature variation necessary in V_{be} in order to keep the collector currents the same, given that at a temperature t

$V_{bex} = V_{bey}$ for $I_{cx} = I_{cy}$.

Now

$$I_{cx} = I_{cy} = I_{sx} e^{\frac{V_{bex}}{V_T}} = I_{sy} e^{\frac{V_{bey}}{V_T}}$$

Defining the input offset voltage as for $I_{cx} = I_{cy}$ we are interested in the variation of this voltage with temperature

$$\frac{dV_{os}}{dT} = \frac{d}{dT} (V_{bex} - V_{bey})$$

$$= \frac{d}{dT} \left(V_T \ln \frac{I_{cx}}{I_{sx}} - V_T \ln \frac{I_{cy}}{I_{sy}} \right)$$

$$= \frac{V_T}{T} \left(\ln \frac{I_{cx}}{I_{sx}} - \ln \frac{I_{cy}}{I_{sy}} \right)$$

$$+ V_T \left(\frac{1}{I_{sx}} \frac{dI_{sx}}{dT} - \frac{1}{I_{sy}} \frac{dI_{sy}}{dT} \right)$$

the second term is zero since from the physics of the device it may be shown that $1/I_s \cdot dI_s/dT$ is a constant.

$$\therefore \frac{dV_{os}}{dT} = \frac{V_T}{T} \ln \left(\frac{I_{cx}}{I_{sx}} - \ln \frac{I_{cy}}{I_{sy}} \right)$$

$$= \frac{V_T}{T} \left(\frac{V_{bex} - V_{bey}}{V_T} \right)$$

$$\frac{dV_{os}}{dT} = \frac{V_{os}}{T}$$

so if $V_{os} = V_{bex} - V_{bey} = \pm 2$ mV

$$\text{then } \frac{d}{dT} V_{os} = \frac{\pm 2}{300} \text{ mV}/^\circ\text{C} = \pm 6.7 \text{ V}/^\circ\text{C}$$

Clearly the currents will track well despite a ΔV_{be} of ± 2 mV but this analysis is valid for transistors at exactly the same temperature. A difference in temperature of a degree or so makes a vast difference in the current mirroring action since the temperature appears in the exponential as well as in I_s .

A discrete "mirror"

If discrete transistors are to be used then we can make use of a form of current mirror by using well-matched resistors in the emitter lines.

If we can again neglect base currents relative to collector currents then

$$I_x \sim I_{sx} e^{\frac{V_{bex}}{V_T}} ; I_y = I_{sy} e^{\frac{V_{bey}}{V_T}}$$

but

$$V_z = V_{bex} + I_x R = V_{bey} + I_y R$$

$$\therefore I_y = I_x + \left(\frac{V_{bex} - V_{bey}}{R} \right)$$

From which we see that if we have ΔV_{be} of say $\pm 10mV$ for a poorly matched pair, then where R is $10k\Omega$

$$I_y = I_x \pm 1\mu A$$

and so for currents substantially greater than $1\mu A$ the error is small and may be neglected.

Taking base currents into account

Allowing for the base currents then the diode-strapped transistor current I_x in Fig. 1 supplies base current for Tr_x and Tr_y and so clearly since our mirror equation only relates collector currents, $I_y < I_x$, assuming perfect matching.

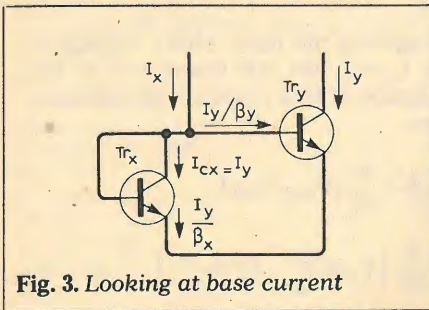


Fig. 3. Looking at base current

Examining the currents, since $V_{bex} = V_{bey}$ and assuming matching does exist then $I_{bx} = I_{by}$. Given that the current gains may not be exactly the same then

$$I_x = I_y + \frac{I_y}{\beta_y} + \frac{I_y}{\beta_x}$$

$$\frac{I_x}{I_y} = 1 + \left(\frac{1}{\beta_y} + \frac{1}{\beta_x} \right)$$

Obviously what is needed to ensure a better match of I_x and I_y is to make β_x and β_y as large as possible. Alternatively we need to buffer I_x so that it does not constitute the source for all the base currents.

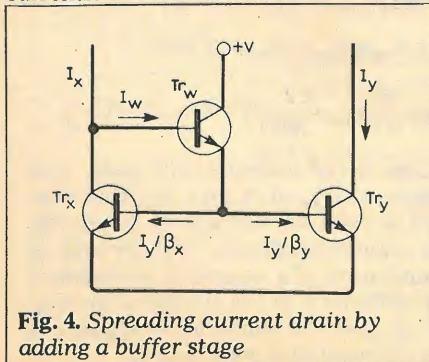


Fig. 4. Spreading current drain by adding a buffer stage

Further calculations can reveal information about matching error.

$$I_w = \frac{1}{(\beta_w + 1)} \cdot I_y \left(\frac{1}{\beta_x} + \frac{1}{\beta_y} \right)$$

$$I_x = I_y + I_w$$

$$= I_y \left(1 + \frac{1}{(\beta_w + 1)} \left(\frac{1}{\beta_x} + \frac{1}{\beta_y} \right) \right)$$

From this we can see that the previous error between the matching of I_x and I_y due to the base current loading of I_x is reduced by a factor of $(\beta_w + 1)$. We can go on doing this trick by using a Darlington for Tr_w but then the reverse leakage currents multiply as in all Darlington circuits and so it is sensible to limit this buffering to only one or two transistors in the position occupied by transistor Tr_w .

Some useful applications of current mirrors

(a) Current sink/source conversion

In the circuit of Fig. 5 the current sink I_1 is converted to a current source of the same value. The reverse is also possible where a current source may be converted into a current sink. This may be extended to form a voltage-to-current converter.

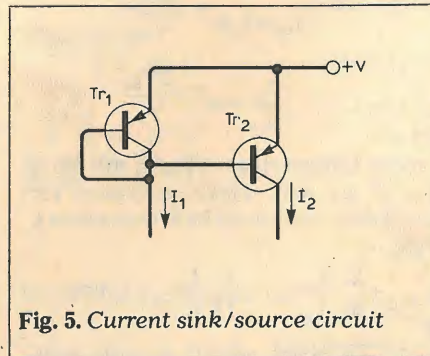


Fig. 5. Current sink/source circuit

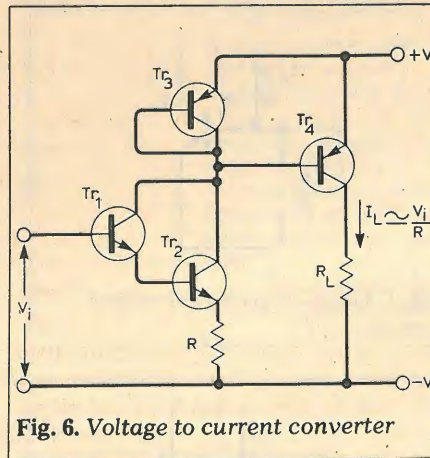


Fig. 6. Voltage to current converter

In Fig. 6, Tr_1 , Tr_2 and R form a high input impedance (Darlington Tr_1 and Tr_2) transconductance stage which is a current sink drive for Tr_3 . This current is mirrored into a current source at Tr_4 .

(b) Differential to single-ended conversion

Consider the standard circuit of a differential amplifier shown in Fig. 7.

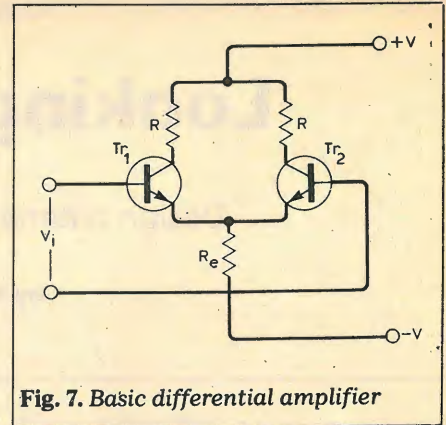


Fig. 7. Basic differential amplifier

The small signal voltage gain to a differential input V_i is

$$A_v = +\frac{1}{2} \frac{\beta}{(\beta + 1)} R g_m$$

Where g_m is the transconductance of a single transistor. Compared with one common emitter transistor we lose half the gain because V_i is driving both transistors equally yet we are only taking the output from one. This problem can be rectified using a current mirror as shown in Fig. 8.

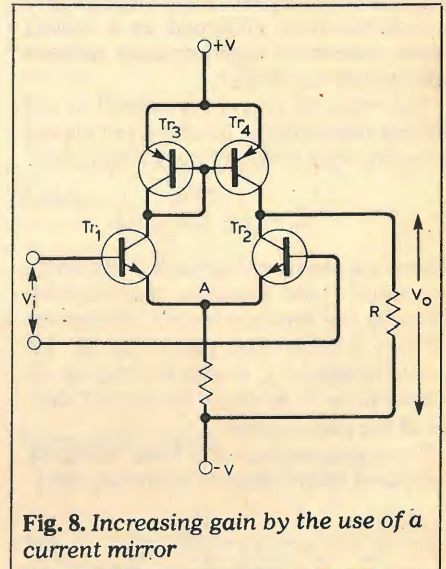


Fig. 8. Increasing gain by the use of a current mirror


Point A on the circuit remains at a constant voltage independent of V_i (i.e. a virtual earth) provided the transistors are all well matched. Then, as V_i increases in the direction shown, I_{c1} increases and I_{c2} decreases. As I_{c1} increases this is mirrored by an equal increase in I_{c4} . At the junction of the collectors of Tr_4 and Tr_2 we have an increase of current from Tr_4 , yet Tr_2 is decreasing its current. Clearly both components sum into R giving the full differential gain of

$$A_v \approx \left(\frac{\beta}{\beta + 1} \right) R g_m$$


There is a change in the common mode handling capability of the circuit which must be looked at closely if the circuit is to be used without further modification. This circuit technique is commonplace in the guts of modern op. amps such as the standard 741.

Continued on page 68

FROM HERE...



TO HERE...



NEED NO LONGER TAKE AN ETERNITY OR COST A FORTUNE

Time is money and with conventional custom designs, the process from the detailed logic design through to layout of the chip can take 6 to 9 months of total engineer involvement.

The following stages of mask making, prototypes, and test programmes still have to take place. In this age of rapidly changing technology, two years to production is an eternity in both commercial and economical sense. This is why GEC Semiconductors have developed the Cellmos system, which allows customers to benefit from special LSI designs with a much lower

starting fee and in a much shorter time.


Once we have approved logic diagrams, our computer will process the design through a series of programmes, which will layout the circuit onto the chip. The whole sequence will not take more than a few hours of computer and engineering time. The turn round time from the approved logic to samples is within 12 weeks. Hardly an eternity...

If you feel the Cellmos system can help with your problem, please write or phone our sales office for further details or even a demonstration.

GEC
SEMICONDUCTORS

GECS Semiconductors Limited
East Lane, Wembley
Middlesex HA9 7PP
Tel: 01-904 9303 Telex 28817.

NEW! BIG SCREEN'SCOPE...



LARGE SCREEN Full 8 x 10cm (5" diag.) flat face display. Internal graticule eliminates parallax error. 10% and 90% markers ease rise time measurement.

SMALL SIZE UNIT Only 12" deep x 11" wide x 6 3/4" high overall. Occupies little bench space. No need for trolley. Weighs only 15 1/2 lbs.

LOW COST

BANDWIDTH D.C. to 12MHz

SENSITIVITY 5mV/cm to 10V/cm

ACCURACY $\pm 3\%$

XY MODE Horizontal signal via CH1

TIMEBASE $5\mu\text{S}/\text{cm}$ to $5\text{S}/\text{cm}$ plus x5 expansion

ALT/CHOP Automatic

TRIGGER Internal from CH1 or CH2 or external. Internal TV frame or line. Auto ensures sweep in absence of signal

CALIBRATOR Output for probe compensation or Y amp calibration

... from  Farnell

Send for details and prices now to:

Speaker directivity and sound quality

Effects of variation in the loudspeaker polar diagram with frequency

by James Moir, F.I.E.E., James Moir & Associates

The best examples of current loudspeaker design have reached the stage of development where only minor improvements in the overall sound quality can be achieved by further extension or smoothing of the frequency range, or by reduction in the well known effects of harmonic, inter-modulation and Doppler distortion. One distortion, using the word in its widest sense, that has not received its due share of attention is the effect on sound quality of the variation in the speaker polar diagram with frequency. This is discussed in the present article, and also methods of measuring the polar distribution of sound pressure and sound power. "Directivity index" is explained.

A TYPICAL single cone loudspeaker in a closed housing will radiate isotropically at low audio frequencies, the sound pressure being substantially constant at all points equi-distant from the loudspeaker. This is true even at the back of an enclosure that only employs a single forward facing unit. As the frequency is increased the solid angle into which the sound power is concentrated in front of the loudspeaker slowly reduces until it may not be more than 10°-15° at frequencies above 5kHz. This is a fundamental property of all plane surface disk radiators. The sound pressure level produced by an ideal solid disk diaphragm will be down by 3dB at 30° off axis at a frequency of 1kHz, the diaphragm being one wavelength in diameter at this frequency.

The sound pressure generated by a practical loudspeaker diaphragm does not fall off quite so rapidly with increase in the azimuthal angle as that from the rigid disk. Thickness and density graduation, the use of radial and circumferential ribs and similar design tricks can be used by the cone designer to reduce the effective diameter of the diaphragm with increase in frequency and this helps to maintain constant the sound pressure at points well off the axis. At first thought it would appear that the reduction in the off-axis output at high frequencies would be of little consequence to a listener seated on the axis, but experience shows that the effects on the sound quality are indeed obvious to a moderately experienced listener. A loudspeaker having a good

(flat) axial frequency response but a poor off-axis response sounds 'hard and tiring' to a listener seated on the axis, while the stereo image tends to jump about with changes in the spectral content of the programme. It is interesting to consider the possible reasons for the effects of the polar distribution on the quality of the sound as this is a subject that is rarely discussed in greater depth than a comment that "cymbals sound better when you sit in front of the speaker, an aspect of the performance that is obvious and will not be further expanded."

The sounds emitted by a loudspeaker arrive at the listener's ears by three routes that require separate consideration if the overall acoustic performance is to be understood.

Group 1. In this group are the sounds that arrive at the listener's ears by the direct and shortest route from the loudspeaker and undergo little modification on the way, for the room boundaries have had no opportunity of affecting the characteristics of the sound. The room acoustics have no effect on these direct sounds.

Group 2. These sounds arrive at the listener's ears during the first few milliseconds after only one reflection from the room boundaries close to the loudspeaker. At each reflection from a boundary the frequency spectrum is modified by the acoustic characteristics of the area of room boundary from which the reflection takes place. In general the higher frequency components in the spectrum suffer greater attenuation at each reflection than do the lower frequency components but this is not inevitable. Thus the first reflections have frequency spectra almost identical to those of the direct sounds which they follow with a delay of only 2-5 milliseconds.

Group 3. These are the sounds that arrive at the listener's ears after many reflections, i.e. after at least ten to twenty reflections from the room boundaries remote from the loudspeaker. This is the generally reverberant sound that is usually considered to be the 'room reverberation'. As was noted in the preceding paragraph the higher frequencies are generally more heavily attenuated at each impact with a boundary so the frequency spectrum

of the reverberant sound gradually changes during the decay of the sound, the later reflections having reduced energy in the higher frequencies.

However, the reverberant sounds differ in another and very significant way. The sound field in a room does not become increasingly diffuse with the passage of time as is generally thought, but instead becomes increasingly ordered, with the sound energy concentrated in well defined spatial patterns even at the lower frequencies. The primary components of the reverberant sound energy are concentrated along the three axes of the room in the frequency bands for which the room length, width, and height are one half wavelength and at the harmonics of these frequencies. There are secondary components of the spatial pattern at frequencies that are determined by combinations of the axial dimensions of the rooms and further groups with frequencies determined by combinations of all three axial dimensions. Thus reverberation is not the decay of a diffuse sound field but the decay of a well defined pattern of sound distribution over the whole of the room volume. The sound field becomes *less* diffuse and more ordered as the decay proceeds, with the sound energy concentrated in the narrow frequency bands that constitute the modes of oscillation characteristic of the room. This is particularly true at the low frequency end of the spectrum.

Following this digression we can go back to consider the effect of the loudspeaker polar diagram on the resultant sound field in the room. There will clearly be no significant effect on the energy in the sounds that arrive first by the most direct path, for the room boundaries will have had no opportunity of reacting on the sound.

The sounds in group 2 that arrive by the second route during the first few milliseconds following the arrival of the direct sound will be affected by the polar distribution of the loudspeaker. At those frequencies at which the polar distribution is very narrow, generally the higher frequencies, the sound energy arriving during the first few milliseconds will be decreased, for less energy will strike the room boundaries in the vicinity of the speaker and be

reflected from these boundaries. Thus the first effect of a narrow polar diagram is to minimise the intensity of the sound in the reflections occurring during the first few milliseconds. If the loudspeaker is pointing down the length of the room the sound energy in the reflection from the far end walls will be increased.

The sound energy in the 3rd group of reflections is more radically modified by a loudspeaker having a narrow polar diagram. Assuming the simplest possible case where the direct sound energy is all concentrated in a forward facing beam from a loudspeaker pointing down the room, there is then no energy fed directly into the resonant room modes other than the main length mode and its harmonics. Those modes of room resonance in which the sound energy oscillates along the width and height axes of the room receive no energy from the loudspeaker until it is scattered into these modes after many reflections from the boundaries at the ends of the room. In consequence the width and height modes will have no effect in colouring the early sounds but will colour the sounds arriving at the listener's ears 20 to 300ms after the direct sound.

In contrast a loudspeaker radiating isotropically will feed sound energy into all the room modes immediately it is excited. This energy will then be con-

centrated into all the mode characteristics of the room shape and the sound intensity in each mode will grow and decay at a rate controlled by the energy absorption in that particular mode. Each individual mode of resonance will have its own characteristic reverberation time with the important difference that all the room modes begin to be excited almost immediately the loudspeaker is excited.

Thus a listener sitting on the axis of a loudspeaker having a narrow polar diagram will hear sound that differs from that heard from a loudspeaker having a wide polar diagram, even though both speakers have a flat on-axis response. If the polar diagram is narrow the earlier reflection will be minimised and the later reflection will carry most of the sound energy. If the polar distribution covers a wide angle then the sound energy tends towards being uniformly distributed over all the early and late reflections, the sound energy/time distribution being determined by factors other than the loudspeaker polar diagram.

A loudspeaker having a "narrowish" polar diagram invariant with frequency will always tend to minimise the effect of the room acoustics on the quality of sound reproduced in the room. Dipole radiators such as the electrostatic speaker or a cone type loudspeaker in a flat baffle will sound rather 'dry' in some

rooms, particularly those with a short reverberation time. A dipole radiator has no radiation in the plane of the diaphragm and thus provides the minimum excitation of the height and width room modes. Appropriate placement of the speaker allows one to vary the modal excitation to suit the room characteristics, an advantage not possessed by a speaker having a wider polar diagram.

The obvious alternative, the use of a loudspeaker system that radiates equally in all directions, proves to be almost equally unacceptable, the stereo image being diffuse and only vaguely located. It is significant that over the last twenty years many loudspeakers have appeared on the market with claims to a high degree of uniformity of the sound power distribution round the loudspeaker, but almost all of them have vanished from the field after a relatively short burst of popularity. This suggests that there is some optimum distribution of sound energy in front of a loudspeaker if the stereo image is to be well defined and the sound quality is to be 'soft and non-tiring' to the listener.

It would be of considerable value if the optimum polar distribution for a domestic speaker could be specified, but so far this has eluded definition, for it is difficult in the present stage of the art to design an experiment that will provide an even moderately unambiguous answer to the question, particularly in small domestic sized rooms. A start can be made by outlining the methods of defining the polar diagram of a loudspeaker.

The variation in sound pressure level at points off the axis of a loudspeaker is generally indicated by a polar point typified by Fig. 1, showing the sound pressure level round the loudspeaker at a few representative frequencies in the azimuthal plane. This plot does not make the performance particularly obvious when this has to be subjectively judged. The sound pressure level usually changes much more rapidly with change in the vertical angle than with changes in the azimuthal angle. Thus any specification of the polar distribution over the space in front of the loudspeaker requires polar diagrams in two planes at least, but even given this, it requires some mental gymnastics to visualise the distribution over the intermediate angles. It requires even more mental gymnastics to come to any reasoned decision about the subjective results of the variation in polar response with frequency. The off-axis frequency response of most speaker systems is markedly more irregular than the axial frequency response, but the irregularities may not be obvious for the standard form of polar diagram displays the performance at only a few frequencies.

An alternative presentation that has several advantages is to plot the frequency response on the speaker axis

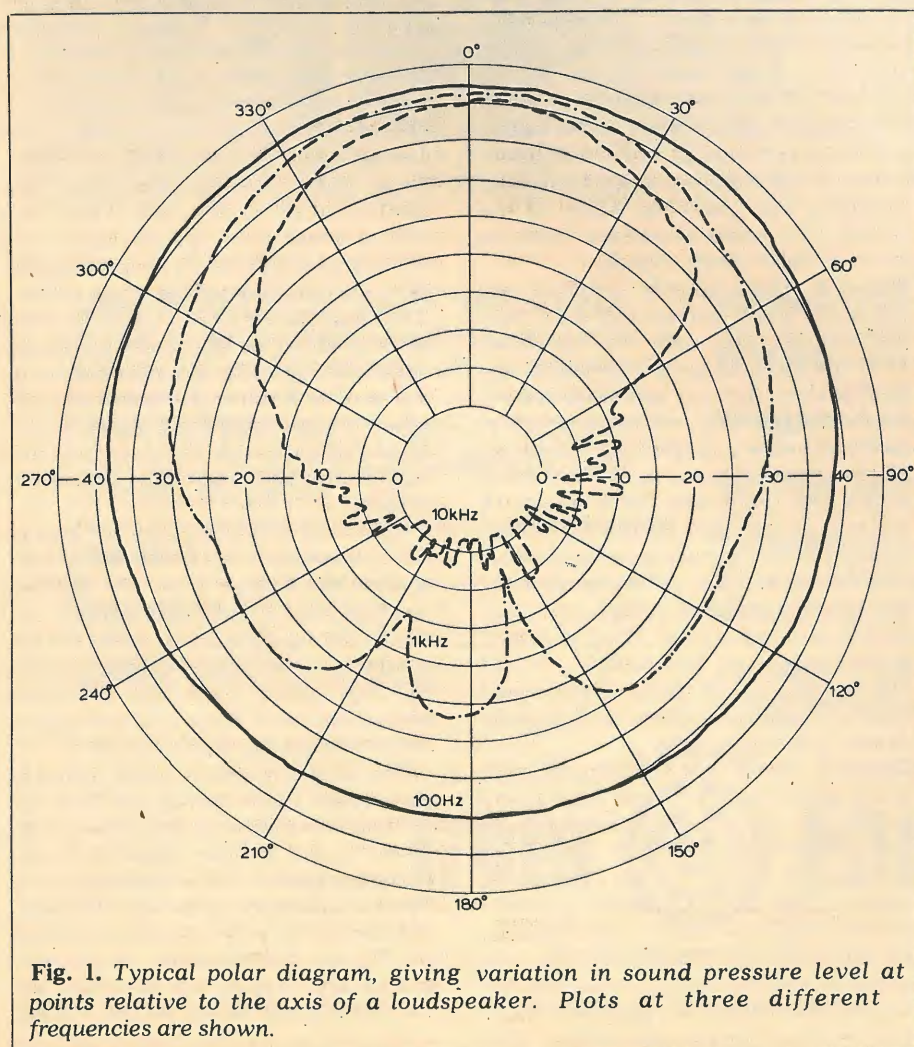


Fig. 1. Typical polar diagram, giving variation in sound pressure level at points relative to the axis of a loudspeaker. Plots at three different frequencies are shown.

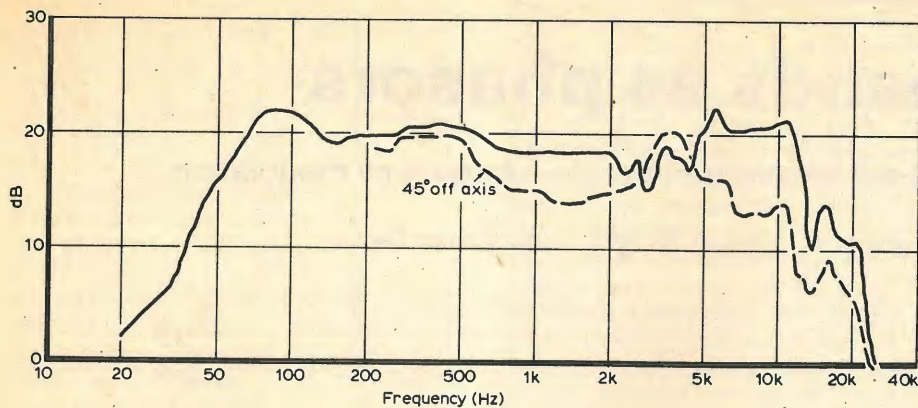


Fig. 2. An alternative presentation of speaker directivity to that in Fig 1. The frequency response is plotted for the speaker axis and for other angular distances from the axis.

and at 15° or 30° intervals off the axis, such as shown in Fig. 2. This makes the change in the frequency response off-axis easier to visualise, but it is still necessary to have a second set of response curves to illustrate the change in frequency response with change in the vertical angle.

During the past few years, a third possible presentation has appeared and as it has several advantages it deserves consideration. The basic change is the use of sound power rather than sound pressure as the parameter indicating the change in output with change in the angular displacement of the listener from the axis.

If the sound pressure distribution round the loudspeaker enclosure is not uniform at all frequencies except when measured on the axis of the system, it will be obvious that the total radiated sound power will decrease with increase in frequency. Thus a flat axial sound pressure/frequency response usually indicates that the sound power/frequency response is not uniform but falls off with increase in frequency. Conversely a flat (uniform) sound power/frequency relation usually indicates that the axial sound pressure/frequency response rises with increasing frequency.

The extent to which the sound power/frequency response varies with frequency can be conveniently indicated by quoting either the "Q" or the Directivity Index (DI = 10 log "Q") of the loudspeaker. As the use of sound power in specifying speaker directivity is probably a new concept to many readers (and "Q" an unfortunate choice of symbol) it will be explained more fully.

Sound power is proportional to the sound pressure squared so the parameter "Q" is the ratio of the total power actually radiated to the power that would be radiated if the axial sound pressure was maintained constant all round the loudspeaker. When this uniformity of distribution is achieved the

loudspeaker has a "Q" of 1. It is a condition that is usually approximated at low frequencies. "Q" is the transatlantic term but the "Directivity Index" appears more appropriate in view of the prior use of Q to describe the performance of tuned circuits etc.

Fig. 3 shows the "Q"/frequency relation for a well-known three-unit system when measured in the open air. When measured in a room with the speaker back against a wall the "Q" will be increased in the low frequency range for the working "Q" is affected by the proximity of the walls. However, when considering the effect of the speaker directivity on the acoustic performance of the room it is the "Q" measured in the open air that is significant and not the "Q" that results from the speaker radiation being controlled by the room walls.

In the higher frequency band, and assuming that the speaker system has a flat frequency response when measured on the axis, the off-axis output will fall away and in consequence "Q" or "DI" will rise. A typical current speaker system will have a "Q" around 4 at frequencies in the 3-5 kHz region.

Omni-directional loudspeakers have been tried by several speaker manufacturers and are generally considered unsatisfactory but the reasons for this are hard to define with any real conviction. Increasing the directivity of a speaker system results in a design that has the radiated acoustic power concentrated in a solid angle less than 360°

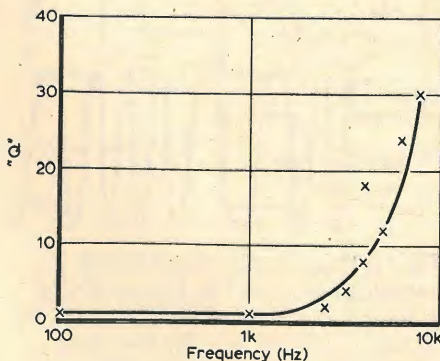


Fig. 3. Plot of "Q" against frequency for a typical three-unit speaker system.

and this has proved advantageous. It might even be said to be essential if a good stereo image is to be obtained. Unfortunately if has not yet proved possible to design a loudspeaker that has uniform directivity at all frequencies in the audio band. Though it has not proved possible to achieve this uniformity of distribution it is interesting to speculate on the reasons for thinking that it should be the target.

Achieving a good solid and firm stereo image requires a high ratio of direct to reflected sound, for it is only the direct sound that carries the basic information about the location of the stereo image in the space between the loudspeakers. The sound reflected from the room boundaries, particularly those in the vicinity of the speaker, can only serve to dilute the basic directional information. Thus to achieve a good stereo image we need to minimise the amount of reflected sound. One obvious way of achieving this is to design the loudspeaker and locate it in the room in a position that minimises the amount of sound falling on the room walls. The required result cannot be achieved by covering the room surfaces with sound absorbent, attractively simple though this solution may appear, for this reduces all the wall reflections, whereas an increase in speaker directivity increases the intensity of the direct sound and reduces the intensity of the early reflections and it is this we wish to achieve.

Room sizes

In large rooms of average proportions where the working "Q" is not significantly affected by the proximity of the room boundaries, experiments involving the subjective judgement of the acceptable loss in speech intelligibility suggests that a "Q" in the region of 20 at frequencies above 500Hz is about right. In domestic sized rooms a "Q" around 10 appears reasonable but more evidence on this aspect is required. This is not easy to obtain for design changes are necessary to change the "Q" and in the present stage of our knowledge it is impossible to change "Q" without affecting several other parameters that affect the sound quality. Uniformity of the "Q"/frequency relation over the frequency band between 500Hz and 10kHz seems more important than the absolute value.

At present it appears fundamentally impossible to design a speaker with substantially constant directivity over the audio frequency band. Constant directivity demands a sound radiator having a diameter that is inversely proportional to frequency and this we cannot achieve in a practical design. However, though a direct solution appears impossible it may be possible to circumvent the problem, an aspect

Sidebands as phasors

Depicting the mechanism of modulation: 2 — frequency modulation

by J. M. Osborne M.A., F.Inst.P. South London Science Centre

A previous article, in the September issue, outlined the general principle of using phasors to represent carriers and sidebands and showed how this could be applied to amplitude modulation, d.s.b. and s.s.b. The author now goes on to use this method of representation to illustrate frequency modulation.

IMAGINE A PHASOR swinging like a pendulum. The fact that it is looked at sideways in Fig. 11 (right) is because we are going to take the equilibrium position of our phasor as horizontal (my whim) whereas of course the bob of a pendulum hangs vertically.

We have a phasor which is periodically gaining and losing phase (θ) relative to an imaginary reference phasor. For comparison with the situation of Fig. 1 (September issue), we might consider the reference phasor as representing a carrier of 1MHz and the swinging phasor as having a period of 1ms, i.e. a frequency of 1kHz. The swinging phasor represents a phase modulation of θ as shown in Fig. 12(a). That it also represents frequency modulation is easily established when we consider the phasor at the instant it is passing through the equilibrium position. In one direction (anticlockwise) it is rotating faster than the imaginary reference phasor and so has a higher frequency; in the clockwise direction it has a lower frequency. At the moment it reaches the extremities of its swing the phasor is stationary and has the same frequency as the reference. This is shown in Fig. 12(b). The frequency is gaining and losing on the 1MHz reference at 1kHz. This is frequency modulation at 1kHz of a carrier of 1MHz as shown diagrammatically in Fig. 12(c) — diagrammatically because we cannot show one thousand cycles of the carrier in one millisecond on our time (t) axis.

So far we have shown the identity in this simple case of phase and frequency modulation. The same swinging phasor of Fig. 11 gains and loses a phase angle θ at the modulation frequency (Fig. 12(a)) and likewise gains and loses frequency on the reference (Fig. 12(b)).

I have said nothing about the depth of frequency modulation, only that f.m. is present. The depth (or should I say, degree) of phase modulation is θ . (See Appendix 1.) In fact the relation is easily derived by any one who has studied the

simple pendulum and s.h.m. at school. The relation is $\Delta F/f = \theta$ where ΔF is the frequency excursion added to or subtracted from the carrier frequency F_0 . The angular swing θ of the phasor represents the depth of phase modulation (that is θ is proportional to the amplitude of the modulation). ΔF represents the depth of frequency modulation (that is, ΔF is proportional to the amplitude of the modulation).

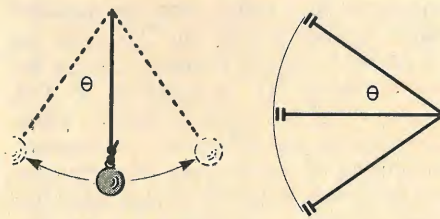


Fig. 11. A swinging pendulum as the model for a swinging phasor (right), except that the phasor is shown on its side instead of hanging vertically. This represents a signal whose phase angle is periodically gaining and losing relative to an imaginary reference phasor.

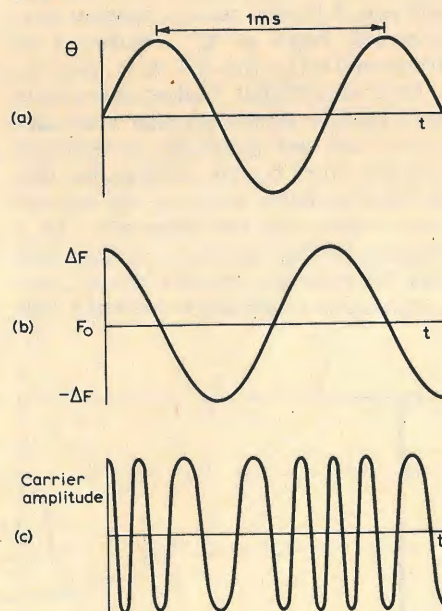


Fig. 12. Phase modulation θ of the swinging phasor in Fig. 11 is assumed to have a frequency of 1kHz and period of 1ms, (b) shows how the swinging phasor also represents frequency modulation, while (c) is a rough diagram of the frequency modulation of a carrier.

The higher the modulating frequency f , the faster the phasor swings back and forth through its angular (phase) displacement θ and faster it swings through the mid position. As indicated above the faster it swings, the greater the frequency deviation ΔF above and below the carrier frequency F_0 . (See Appendix 2.)

The relation between f.m. and phase modulation (p.m.) is illustrated by considering the effect, one on the other, of modulation by a square wave. In Fig. 13(a) the square wave suddenly flips the frequency from the carrier F_0 to either $F_0 + \Delta F$ or $F_0 - \Delta F$. In the first case the phasor is rotating faster than the reference F_0 phasor so the phase angle θ is gaining linearly with time. Conversely, during the negative portion of the square wave it loses linearly. The variation of phase with time is therefore of sawtooth form, as shown in Fig. 13(b).

If the phase is modulated with a square wave (see Fig. 14(a)) the frequency remains constant during the time the phasor is advanced or retarded, but (in theory at least) it jumps instantaneously to plus infinity while the phase changes instantaneously to $+\Delta\theta$, and likewise to minus infinity during the phase excursion to $-\Delta\theta$ (see Fig. 14(b)).

The difference between p.m. and f.m. contained in the modulation index is easily thought of in phasor terms. As we increase the amplitude of the modulating signal we increase θ in p.m. and ΔF in f.m. If we increase the frequency of the modulating signal, keeping the amplitude constant, for f.m. ΔF remains constant but θ increases in direct proportion. The faster we swing

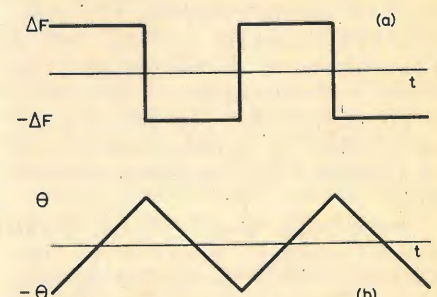


Fig. 13. Square wave frequency modulation is shown at (a) and the corresponding variation of the phase angle at (b).

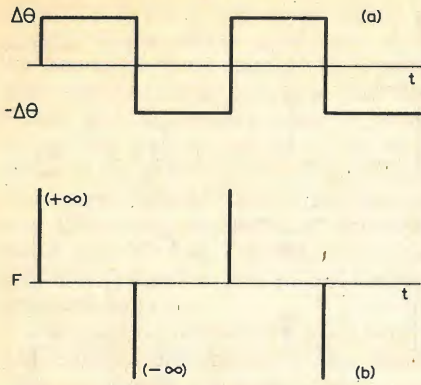


Fig. 14. Square wave phase modulation is shown at (a) and the corresponding variation of the frequency at (b).

the phasor through the equilibrium position the further it swings before coming to rest.

This is most important when we come to sidebands in f.m. since, as we shall see, the bandwidth required depends on both the modulating frequency and the angle swept out by the phasor. It will be seen that the combination of the two effects is such as to require approximately the same bandwidth for both high and low modulating frequencies. In this sense f.m., unlike p.m., makes effective use of the channel allocated to a service by occupying it for most of the time, irrespective of whether the instantaneous modulating frequency is high or low. While the bandwidth is much greater, typically about five times for an index of five, than for the corresponding a.m. it brings a significant improvement in noise performance. (The most obvious improvement comes from the receiver amplitude limiter. The receiver discriminator responds only to changes in frequency, not amplitude; noise spikes such as ignition interference give virtually no output. Noise can only produce output if it results in phase distortion of the signal.)

F.m. sidebands

Frequency modulation is sometimes roughly described (for a sine wave modulating signal) as varying the sine wave carrier frequency (of constant amplitude) sinusoidally at the modulating frequency. Such a description is illustrated by Fig. 12(c). However, the same reasoning as we applied to a.m., illustrated in Fig. 4, leads to the same consequence. Fig. 12(c) is not a sine wave changing in frequency. This is a "nonsense statement" since the slope of the wave must be changing (as the frequency changes) and it cannot therefore be part of a frequency modulated "sine" wave. As with a.m., phasors give a rational explanation.

A starting point is to refer to Fig. 9. The phasor resultant is obtained by combining the a.m. sidebands with a carrier in quadrature (90° out of phase with the original a.m. carrier). The consequence of combining three sine

waves, upper and lower sidebands and carrier in quadrature, is to produce a swinging phasor resultant of approximately constant amplitude. For phase swings of up to ±30° the amplitude is generally acceptable as being constant and this means that we have p.m. In engineering practice this can be achieved from, but shifted 90° in phase from, the original carrier. (The original carrier is that used to drive the balanced modulator, the output of which leaves only the sidebands as the carrier is balanced out.) Such a system of p.m. provides the core of the 'Armstrong' f.m. modulator. However, as θ is proportional to the modulating amplitude, this gives ΔF/f and not the ΔF required for f.m. The modulating signal, in practice, is processed by a suitable frequency/gain characteristic in the modulating amplifier which precedes the balanced modulator.

This is shown in Fig. 15(a). The original modulating signal is no longer constant with rising modulating frequency but is inversely proportional to frequency owing to the progressive reduction in the reactance of the capacitor, which decreases output as f increases. The output of the combined modulating amplifier, R C, balanced modulator is added to the 90° phase shifted carrier, giving a constant amplitude frequency modulated signal of the required characteristic, ΔF/f ∝ θ. This is shown in Fig. 15(b). As described θ must be limited to ±30° if the resultant is to remain of approximately constant amplitude. The approximation is that tan θ ≈ θ (which is true for small values of θ) as may be seen by comparing the Fig. 9 resultant with the ideal

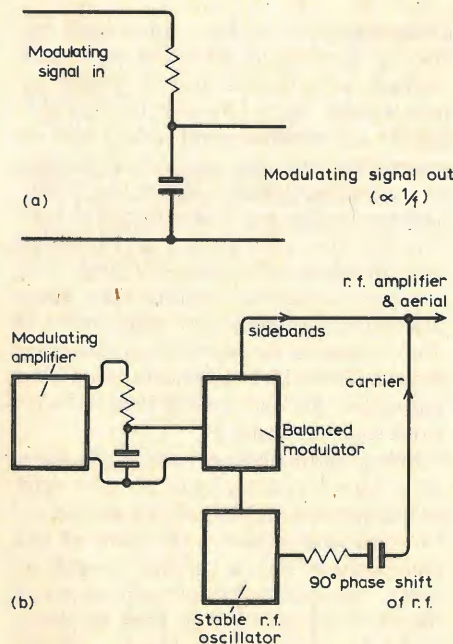


Fig. 15. (a) Circuit that processes a modulating signal so that it becomes inversely proportional to frequency. (b) Practical system in which output from a modulating amplifier and the (a) circuit is added to 90° phase shifted carrier to give a constant amplitude f.m. signal.

swinging phasor of Fig. 11, shown together in Fig. 16.

For a given amplitude of frequency modulation, θ grows as the modulating frequency decreases. For a given ΔF (which is directly proportional to amplitude of modulation in f.m.) the phasor has to swing at a corresponding speed back and forth through the equilibrium position, i.e. the instant when the phasor is passing through the zero phase displacement (θ_t = 0). The lower the modulating frequency (i.e. the period of swing of the phasor) the further it swings before coming to rest (i.e. the bigger is θ, the phase excursion). The consequence of this is that only narrow band (small value ΔF) f.m. is possible with this technique since θ is limited to ±30° or so. However, by carrying out the process outlined in Fig. 15(b) at a low crystal oscillator frequency and then multiplying the frequency many times, by a succession of doubler, tripler stages etc. a wide band (large ΔF) f.m. signal can be obtained in, say, the v.h.f. band. The crude, if obvious, technique of directly altering an h.f. or v.h.f. oscillator by a variable reactance across a tuned circuit (e.g. a capacitor microphone as part of the oscillator LC circuit) leaves the carrier frequency too unstable for most practical purposes.

More sidebands in f.m.

If we take a closer look at the approximation implied in Fig. 16 we can say that the amplitude of the generated swinging phasor is too long when θ is a maximum or too short when θ is zero. If we could correct the amplitude by a small amount δx as shown in Fig. 17 we should be closer to achieving our perfect fixed amplitude swinging phasor. We have to amplitude modulate the resultant by a small amount δx at twice the modulating frequency, the phasor swinging frequency. This can be done by another pair of sidebands of twice the modulating frequency. These are small in amplitude and phase related to the unmodulated reference phasor as in the a.m. of Figs. 7 and 8 (we have turned our diagram through 90° in going from Figs. 7 and 8 to Fig. 17 and reduced the sideband amplitude but have not otherwise changed the situation). Our

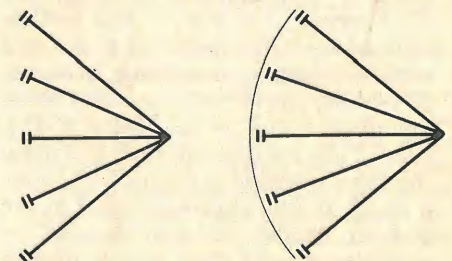


Fig. 16. Comparing the resultant in Fig. 9 (September issue) with the ideal swinging phasor of Fig. 11 (right).

frequency spectrum of true f.m., the equivalent of the a.m. in Fig. 1 (a), begins to appear as Fig. 18. We see that the swinging phasor is generated by five sine waves, the carrier, the upper and lower sideband pair separated from it by the modulating frequency, and a smaller upper and lower sideband pair separated from the carrier by twice the modulating frequency.

The phasor treatment of f.m. sidebands can be extended to cover larger swings of θ in a readily intelligible form in this way. To simplify the drawing, this is the moment, before continuing, to emphasize two points. First, from the essential symmetry of the swinging phasor the sidebands always occur in pairs, differing from the carrier frequency by f , $2f$ and, as we shall show, higher harmonics of f , $3f$, $4f$ and so on. Secondly, whatever the amplitude of the pair, the resultant combination is as shown in row 2 of Fig. 7, a resultant whose phase is fixed, whose frequency is fixed but whose amplitude is varying sinusoidally from $+2a$ to $-2a$ at a frequency f , $2f$ etc where a is the amplitude of the particular sideband.

Let us elaborate on the phasor addition of Fig. 17 by considering the detail of the five component phasors over a quarter of a modulation cycle, all that is needed, by virtue of the symmetry, to study a whole cycle. Fig. 19 (a) shows in a quarter cycle of modulation time the resultant of the first pair of sidebands ($F_0 - f$) and ($F_0 + f$). The time intervals are for 0° , 30° , 60° and 90° , as shown in Fig. 19 (a).

In terms of the modulation frequency f the time intervals of Fig. 19 (a) are, respectively, for time zero (0°) to

$$\frac{1}{12f} \quad \frac{1}{6f} \quad \frac{1}{4f}$$

(30°) (60°) (90°)

Fig. 19 (b) shows the second pair of sidebands ($\pm 2f$) for the same time intervals. In the same time intervals Fig. 19 (c) and 19 (d) show the resultants for the $3f$ and $4f$ sideband pairs (so far not used in the text, but yet to come).

To find the resultant of any number of sideband pairs it is only necessary to project one sideband on to the reference phasor direction (i.e. the mid frequency of the sideband pair). This simplifies the construction and makes plots against time of combinations of sidebands easier to draw. So going back to our quarter cycle and dividing it up into six 15° intervals, $1/6$, $2/6$... and further considering for convenience 0, 2, 3, 4, 6 sixths, we shall be considering, in fact, 0, 30° , 45° , 60° and 90° of the quarter cycle. The phasors may be labelled 0, 2, 3, 4, and 6. Take the first sideband and draw the upper sideband in the first column for f , $2f$, $3f$, $4f$. The angles involved in the plot are 0° , 30° , 45° , 60° and 90° or multiples thereof. This makes finding the sine of the angles easy. (sine $0 = 0$, sine $30^\circ = 0.5$, sine $45^\circ = 0.707$, sine $60^\circ = 0.866$, sine $90^\circ = 1$.)

I shall now proceed with a phasor

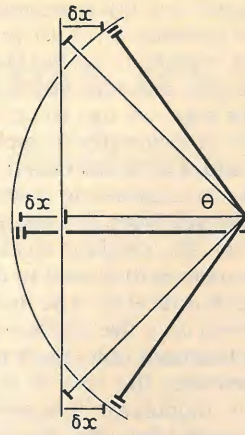


Fig. 17. Correction required to the length of the generated swinging phasor to make it equivalent to the perfect fixed-amplitude swinging phasor (thick lines).

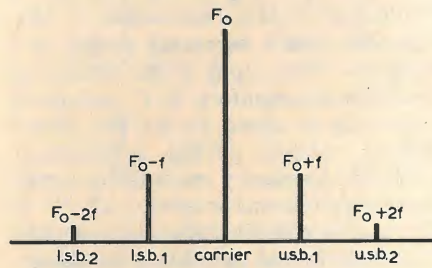


Fig. 18. Frequency spectrum of true frequency modulation, showing upper and lower sideband pairs.

demonstration of f.m. sidebands by adding successive sideband pairs (of various amplitudes and in phase or quadrature with the carrier) to the carrier (of various amplitudes) and so generating swinging phasors of various values of modulation index ($\Delta f/f = 0$). The amplitudes could be guessed in very simple cases, such as in Fig. 18, which only involves sidebands $\pm f$ and $\pm 2f$. However, the mathematicians have worked out the relative amplitudes of the sidebands for various modulation indices. These have been tabulated (like log tables) and are called Bessel Functions (see Appendix 3).

For a modulation index of unity $\Delta F/f = \theta = 1$ radian, our phasor will swing, pendulum like, with a period $1/f$ through one radian each side of the equilibrium. For a phasor length of unity, the carrier amplitude required (Bessel Function) is 0.76, first sideband ($\pm f$) 0.44 and second sideband ($\pm 2f$) 0.11. Plotting the combination as in Fig. 19 for our various times and remembering to scale the amplitudes 0.76 (carrier), 0.88 and 0.22 (doubling the amplitude for the sideband pair resultants), we get Fig. 20. The successive positions superimposed give a clear idea of how the five 'pure' sine waves ($F_0 \pm sb_1 \pm sb_2$)

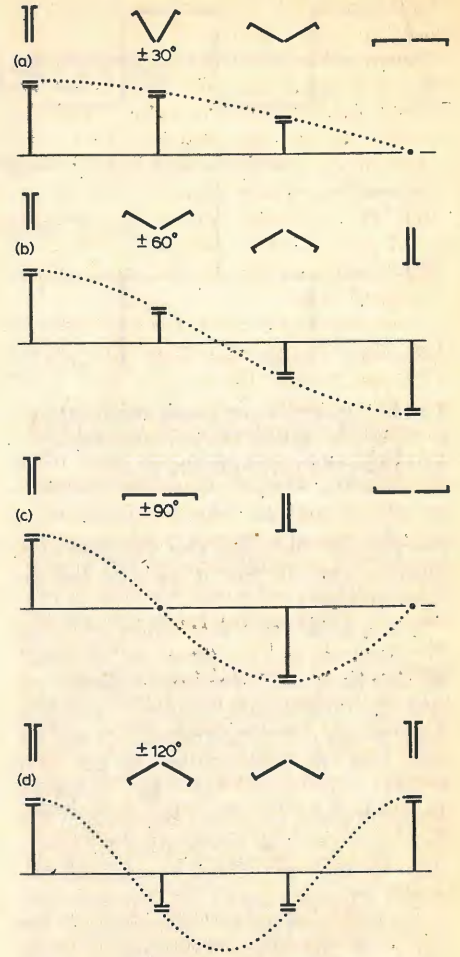


Fig. 19. Resultant of pairs of sidebands in a quarter cycle of modulation time, at 30° intervals: (a) first pair ($\pm f$); (b) second pair ($\pm 2f$); (c) third pair ($\pm 3f$); and (d) fourth pair ($\pm 4f$).

generate the swinging phasor.

If we swing our phasor through a bigger angle we find that yet more sidebands ($\pm 3f$, $\pm 4f$ etc.) are required to produce the simple harmonic (pendulum type) motion of sensibly constant amplitude. For larger swings the carrier itself is dramatically altered in amplitude. As a final illustration I shall take an angle of 2.4 radians (137°) swing. For this the amplitudes of the sidebands pairs (obtained by doubling the appropriate readings from the Bessel Function tables) are for f 1.04, $2f$ 0.86, $3f$ 0.40 and $4f$ 0.13. The amplitude of the carrier is zero!

A somewhat crude justification (which does not work out exactly) is to say that, as the swinging phasor spends about as much time more than $\pm 90^\circ$ out of phase with the carrier as it does less than $\pm 90^\circ$, the carrier component reduces to zero. This can be visualised by what follows.

Repeating the process of Fig. 20 but this time for four sideband pairs, we arrive at the equivalent shown in Fig. 21.

It will be noted that each successive sideband pair is added at right angles to its predecessor, (see $t=0$ on Fig 21) starting with the carrier (this phase

condition is not brought out clearly in conventional texts although it is implicit in the 'pure' maths, and finally that any particular sideband pair can have a zero or negative value (opposite phase), as well as positive. The zero value of sb_2 pair at $t=3$ in Fig. 20 (and the corresponding phasor position in Fig. 19) is one example of a zero sideband pair. $t=4$ in Fig. 21 illustrates negative values for the 2nd, 3rd and 4th sideband pairs.

The practical implication of all this to f.m. engineering should be discussed. First, the greater the angle of swing the more sidebands there are and so the greater the bandwidth relative to the modulating frequency. At high modulating frequencies the swing is small, because the swinging phasor is rapidly brought to rest, having swung through the equilibrium position at $\pm \Delta f$ with respect to the carrier. Conversely, at low modulating frequencies the swing is large because (for the same amplitude of modulating signal and so ΔF) the swinging phasor, having swung through the equilibrium position at $\pm \Delta F$ with respect to the carrier, only slowly comes to rest, so sweeping out a proportionately greater angle. The lower modulating frequency therefore involves more sideband pairs than the higher.

If we use the data for Fig. 21 and then Fig. 20 to construct spectra (equivalent to Fig. 18) for a modulating frequency f and for twice that frequency $2f$ assuming an index of 2.4 for f we get Fig. 22 and, since the index for $2f$ ($\Delta F/f = \theta$) is 1.2, we can use the data of Fig. 20 approximately for Fig. 22(b). This illustrates the general f.m. requirement of more or less the same bandwidth requirement over a wide range of modulating frequencies.

In broadcast practice a modulation

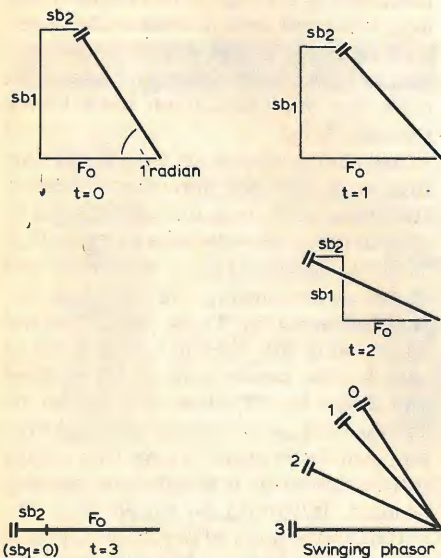


Fig. 20. Swinging phasor for a modulation index θ of 1 radian. The successive positions at times 0, 1, 2 and 3 are superimposed (bottom right) to show the swinging process more clearly.

index of 5 is used for the highest modulating frequency, 15kHz, giving a phasor swing of ± 5 radians. The effective number of sideband pairs to generate this (from Bessel tables) is 7, making the required bandwidth $7 \times 15\text{kHz}$ on either side of the carrier frequency or some 200kHz in all. The actual frequency deviation is $\Delta F = f\theta$, $15 \times 5 = 75\text{kHz}$. It is important to see that the bandwidth for low distortion f.m. is greater than the deviation and, from what has gone before, varying phase shift at different frequencies, say in the receiver i.f. passband, would distort the all important swinging vector in amplitude and angular position. The discriminator needs to be linear only over the deviation $\pm 75\text{kHz}$, although this requirement is usually increased to compensate for a tendency in conventional discriminators to lose linearity at the extremities of the deviation. See, however, the p.l.i. discriminators available in i.c. form.

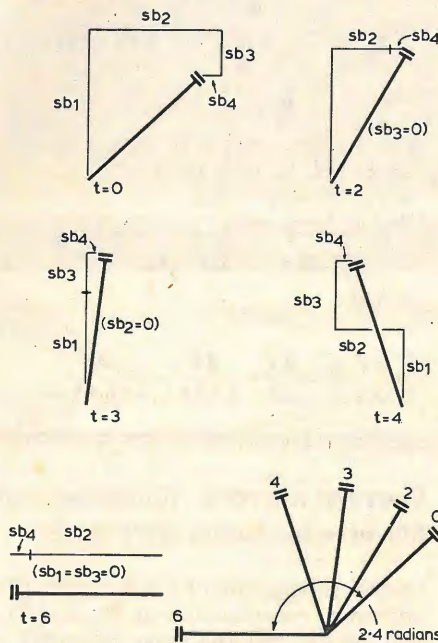


Fig. 21. A swinging phasor, over a time of a quarter cycle, generated by zero carrier and relevant sidebands $\pm f$, $\pm 2f$, $\pm 3f$ and $\pm 4f$ from F_0 .

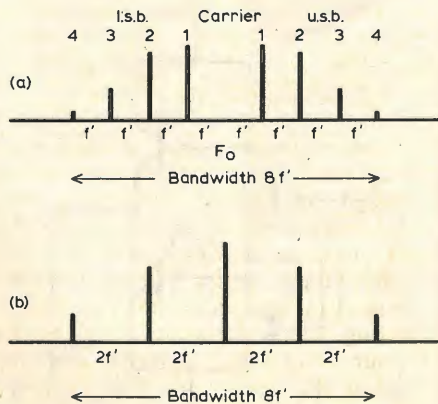


Fig. 22. The data from Fig. 21 and then Fig. 20 used to construct spectra for modulating frequencies of (a) f and (b) $2f$.

At lower modulating frequencies, say 3kHz, and the same amplitude $\pm 75\text{kHz}$ the index is increased 5 times to 25 radians. This, from the Bessel tables, requires some 30 significant sideband pairs involving sidebands up to $3 \times 30\text{kHz}$. Again we see the bandwidth remaining around 200kHz ($3 \times 30 \times 2$).

At lower frequencies still the swinging phasor rotates through many revolutions and when passing through the equilibrium position it is moving at an approximately uniform number of revolutions per second. Watch a torsional pendulum in a glass-cased clock for model. Imagine the swinging phasor as a white line painted as a radius on the pendulum.* Thus it represents a frequency greater or less than the carrier, according to whether it is advancing or retarding. This frequency is, from earlier theory, $\Delta F = f\theta$. Thus if θ is, say 50, we find that sidebands around $\pm 50f$ predominate in the spectrum. Above this the sidebands fall off rapidly to negligible values while the band between is filled with generally a multitude of lower amplitude sidebands. The exceptional noise performance of f.m. can also be explained in these terms, as well as effective use of the bandwidth irrespective of the frequency content of the modulating signal.

First consider large noise spikes in the pass band of the receiver. These are clipped by the limiter to the same level as the signal amplitude. Owing to their normally short duration (e.g. ignition interference) they have little effect on the discriminator output, unlike a.m. White noise, considered as spurious sidebands of small amplitude in comparison with the signal, will shift the phase in a small random fashion. Those near the carrier frequency will be less effective in shifting the phase than the low f , intentional, modulating signal and so giving output less than the lower modulating frequencies. Therefore, unlike a.m., the demodulated noise will tend to zero in the centre of the pass band. Only higher audio frequency hiss will be apparent and then only if the noise is of comparable amplitude to the swinging phasor.

Further, since the frequency deviation is, perhaps, five times those higher frequencies towards the edge of the receiver pass band, the signal will be five times more effective in amplitude than noise. The noise in sidebands out-

*Since we have frequently considered large angles of phasor swing (many revolutions), a better analogy than the simple pendulum (typical swing $\pm 10^\circ$ or less) would be the torsional pendulum. This is a massive wheel on a vertical axis, rotating back and forth through large angles due to the torsion in the supporting wire. When used in clocks the long period of the escapement allows the clock to run for a year on one winding. Since these clocks are always in glass cases, an imaginary (or white painted) radius on the wheel would give an accurate model of our swinging phasor.

side the audio pass band will not produce audible output in the receiver.

Likewise adjacent channel interference will be of very much less consequence than with a.m. The closer the frequency to the interfering carrier the less the output. (The lower frequency shifts the F less as above.) Further, the amplitude of the one determines its ability to shift the phase and give output from the other. Unless the interfering signal is of similar amplitude it will cause negligible output from the discriminator. It is for this reason that, in common or close channel working, there is a very small area between two stations where strengths are sufficiently comparable for interference to occur. Outside this area the stronger station captures the receiver and only its signal gives output from the discriminator.

Measuring ΔF — a test procedure

If it is required to set the audio gain of the modulating section of an f.m. transmitter to give a particular deviation, a test procedure is available which depends on the absence of the carrier under certain conditions. First an a.m. receiver with a very narrow pass band and equipped with an S-meter is set up to receive the f.m. (unmodulated) carrier. The transmitter is then modulated with a frequency giving sidebands outside the receiver pass band so that the first and higher sidebands ($F_0 \pm f$) do not register on the S-meter. The amplitude of modulation and corresponding ΔF is then increased. The meter will indicate zero as the modulation index reaches 2.4 because the carrier is of zero. These occur when the phasor swings through complete extra half revolutions on top of the 2.4 radians, that is $2.4 + \pi$, $2.4 + 2\pi$ etc. Thus increasing the modulation amplitude and noting the setting for successive zeros of the carrier we calibrate the 2.4, 5.5, 8.7 index points.

Appendix 1: Mathematical expression of p.m.

P.m. of carrier can be expressed as $(\theta \sin \omega t) \sin \Omega t$

where ω is the modulating signal and Ω is the carrier expressed in radians/s. In terms of modulating frequency f and carrier frequency F_0 this would be $(\theta \sin 2\pi ft) \cdot \sin 2\pi F_0 t$

The term in the bracket is modulating the carrier phase.

Appendix 2: Mathematical expression of f.m.

The frequency modulation of carrier can be expressed as $(\Delta F \sin \omega t) \sin \Omega t$

where ω is the modulating signal and Ω is the carrier expressed in radians/s. In terms of the modulating frequency f and carrier frequency F_0 this would read $(\Delta F \sin 2\pi ft) \sin 2\pi F_0 t$.

If the phase θ is modulated by the (audio)

frequency ω the phase angle at a time t is given by

$$\theta_t = \theta \sin \omega t$$

The rate of swing is, using calculus,

$$\frac{d}{dt}(\theta_t) = \theta \omega \cos \omega t$$

Hence the maximum rate of swing, $\Delta\Omega$, is $\theta\omega$ in radians/s (when $\cos \omega t = 1$). Putting this in terms of frequency instead angular velocity, $\Delta\Omega = 2\pi\Delta F$ and $\omega = 2\pi f$, we have

$$2\pi\Delta F = \theta 2\pi f$$

$$\text{and hence } \Delta F = \theta f$$

This may be written as

$$\frac{\Delta F}{f} = \theta$$

where $\Delta F/f$ is known as the modulation index, a very important term in the theoretical treatment of f.m.

Appendix 3: Bessel Functions

The amplitude of successive sidebands is given by a convergent series viz.

$$A_n = \frac{\theta^n}{2^n (n!)^2} \left\{ 1 - \frac{\theta^2}{2(2n+2)} + \frac{\theta^4}{2.4(2n+2)(2n+4)} - \frac{\theta^6}{2.4.6(2n+2)(2n+4)(2n+6)} \right\}$$

where n = the number of the sideband ($n = 0$ is the carrier). Thus for $\theta = 2.4$

$$A_1 = \frac{2.4}{2} \left\{ 1 - \frac{2.4^2}{2.4} + \frac{2.4^4}{2.4.4.6} - \frac{2.4^6}{2.4.6.4.6.8} \right\} = 1.2 \left\{ 1 - 0.72 + 0.172 - 0.021 \right\} = 0.52$$

$$A_2 = \frac{2.4^2}{4.2} \left\{ 1 - \frac{2.4^2}{2.6} + \frac{2.4^4}{2.4.6.8} - \frac{2.4^6}{2.4.6.4.8.10} \right\}$$

$$= 0.72 \left\{ 1 - 0.48 + 0.035 - 0.012 \right\} = 0.39$$

$$A_3 = \frac{2.4^3}{8.6} \left\{ 1 - \frac{2.4^2}{2.8} + \frac{2.4^4}{2.4.8.10} - \frac{2.4^6}{2.4.6.8.10.12} \right\} = 0.29 \left\{ 1 - 0.36 + 0.052 - 0.004 \right\} = 0.2$$

$$A_4 = \frac{2.4}{1} \left\{ 1 - \frac{2.4^2}{2.2} + \frac{2.4^4}{2.4.2.2} - \frac{2.4^6}{2.4.6.2.4.6} \right\} = 2.4 \left\{ 1 - 1.44 + 0.52 - 0.08 \right\} = 2.4 \times 0 = 0$$

$$A_4 = \frac{2.4^4}{16.24} \left\{ 1 - \frac{2.4^2}{2.10} + \frac{2.4^4}{2.4.10.12} - \frac{2.4^6}{2.4.6.10.12.14} \right\} = 0.086 \left\{ 1 - 0.29 + 0.035 - 0.0024 \right\} = 0.064$$

Bessel Function table for $\theta = 2.4$

1st sideband pair each	0.52	sum 1.04
2nd sideband pair each	0.39	sum 0.78
3rd sideband pair each	0.20	sum 0.40
4th sideband pair each	0.064	sum 0.13

It would be out of place here to justify the series by rigorous maths. However, this example confirms the figures used for the construction used in Fig. 21. One can have therefore the same confidence in the Bessel tables as one has in logs — they always work, though one is not likely to construct one's own tables in either case. Indeed the writer would never have justified these values, evaluated above, without a pocket calculator to do the arithmetic.

Current mirrors (Continued from page 58)

Mirror-aided output drive stage

Consider the circuit of Fig. 9. Ignore the additional complication of Tr_2 and Tr_3 and we see that the stage is simply a common emitter with Tr_1 followed by an output common collector buffer Tr_4 feeding the load. Common collector circuits are notoriously poor at feeding capacitive loads — every load will have some shunt capacitance and in the case

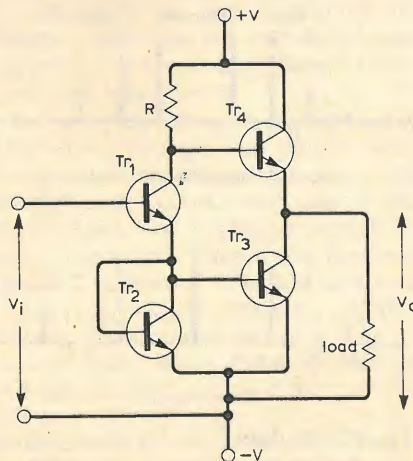


Fig. 9. Output drive circuit with current mirror

of an npn transistor for $dV_o/dt > 0$ this capacitance is charged rapidly as the current through Tr_4 increases while it is turned harder on. However, on the down swing ($dV_o/dt < 0$) a common collector element with a resistor between emitter and negative supply (R_e) is unable to sink current; the only discharge path for the capacitive load being through R_e .

The circuit shown in Fig. 9 has the advantage that not only has a current sink replaced R_e but the current sink is now driven. On the upswing ($dV_o/dt > 0$) I_{c3} decreases as I_{c1} increases, and as this aids charging the load the voltage following by Tr_4 is good. On the down swing ($dV_o/dt < 0$) I_{c1} increases as does I_{c2} . The result is an active current pull down by Tr_3 . The circuit can be summarised as a voltage pull-up, current pull-down stage. Again this circuit can be found in a number of op-amp designs. It should be noted that the output impedance of large signals will be very non-linear as in the limit on pull-up the output "sees" the very low output impedance of the active common collector stage of Tr_4 . On pull-down the output "sees" only the collector sink of Tr_3 with Tr_4 tending to turn off.



The perfect kit for miniature work

ANTEX TCSU1 & CTC

The TCSU1 soldering station shown here with either the XTC 50 watt - 24/26 volt soldering iron or the CTC 35 watt - soldering iron for pin point precision and exceptionally fast recovery time.

Model TCSU1

CTC



XTC



Accurate pin point temperature control between 65° and 400°C. Heating element and sensor built in tip of the iron for fast response. Interchangeable slide-on bits from 4.7mm (3/16") down to 0.5mm. Zero voltage switching, no spikes. No magnetic field, no leakage. Supplied with miniature CTC (35-40 watt iron or XTC (50 watt) TCSU1 soldering station with XTC or CTC iron **£41.54** including VAT (Nett to Industry). Postage extra.

NEW

Our new soldering station, the TCSU2, has 4 square LED's lighting up when the tip-temperature of the soldering iron has reached 270°, 300°, 330° or 360°C. This model has a temperature range of 270°-430°C.

Model CX - 17 watts



A miniature iron with the element enclosed first in a ceramic shaft, then in stainless steel. Virtually leak-free. Only 7 1/2" long. Fitted with a 3/32" bit. **£5.18** inclusive of VAT and P&P. Range of 5 other bits available from 1/4" down to 3/64".



Spare element Model CX230E

Model X25 - 25 watts



A general purpose iron also with a ceramic and steel shaft to give you toughness combined with near-perfect insulation. Fitted with 1/8" bit and priced at **£5.18** inclusive of VAT and P&P. Range of 4 other bits available.




Spare element Model X25/240E

Model SK3 Kit




Contains both the model CX230 soldering iron and the stand ST3. Priced at **£7.19** inclusive of VAT and P&P. It makes an excellent present for the radio amateur or hobbyist.



With the model X25/240 general purpose iron and the ST3 stand, this kit is a must for every toolkit in the home. Priced at **£7.19** inclusive of VAT and P&P.

Model SK1



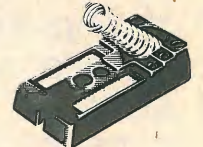
This kit contains a 15 watt miniature soldering iron, complete with 2 spare bits, a coil of solder, a heat sink and a booklet. How to Solder. Priced at **£7.48** inclusive of VAT and P&P.

MLX Kit



The soldering iron in this kit can be operated from any ordinary car battery. It is fitted with 15 feet flexible cable and battery clips. Packed in a strong plastic envelope it can be left in a car, a boat or a caravan ready for soldering in the field. Price **£5.69** inclusive of VAT and P&P.

ST3 Stand.



A strong, chromium plated, steel spring screwed into a plastic base of high grade insulating material provides a safe and handy receptacle for all ANTEX models soldering irons. Priced at **£2.07** inclusive of VAT and P&P.



Stocked by many wholesalers and retailers or direct from us if you are desperate.

Please send me the Antex colour brochure I enclose cheque/P.O./Giro No.258 1000

Name

Address

Antex Ltd. Freepost, Plymouth PL1 1BR Tel. 0752 67377

WW - 077 FOR FURTHER DETAILS

WW10



PHILIPS



HAS OUR BABY GROWN INTO A MONSTER?

The cassette was our baby.
 At the time, it was a startling and exciting innovation.
 But times change.
 In fact, there are now over 50 makes of cassette and over 1,000 decks.
 And enough wow and flutter figures to send Pythagoras round the bend.
 Consequently, finding the right cassette for a deck isn't quite as simple as it used to be.

That's why we tested our present range of five cassettes on almost every popular cassette deck around.
 A few results may surprise you.
 We found, for instance, that a few of the most expensive decks didn't necessarily work best with our most expensive tape.
 And that a handful of the middle priced decks did.
 We also found that it's foolish

to generalise about certain types of tape being right for all Japanese decks or all European decks.

Our findings are available on a pocket chart that lists almost every popular deck with the cassette that matches it most perfectly.

You'll find one at your local dealer. Either look at it or, every time you buy a cassette, wrestle with a problem of monstrous proportions.

Simply years ahead.



THE COMPREHENSIVE RANGE FROM THE INVENTORS OF THE AUDIO CASSETTE.

INFORMATION GAP

It is all very well to protest in your leader for July that data banks and computers are really harmless, cuddly morons which, in the absence of humans, would be as naught, but that is exactly the problem. It is the fallibility of controllers, not that of machines, that causes the moderately-imaginative citizen to view the computer state with misgiving.

The world is, for most people not in a position to inform or control, divided into the two archetypal groups — them and us. Before the computer was employed on a large scale, newspapers were decidedly 'them': a statement appearing in a newspaper article had an aura of truth about it, however wrong-headed the responsible journalist. Now, many people are considerably more aware, perhaps because of television, that words in print carry no more weight than spoken ones.

Computer systems have taken over the mantle of infallibility. A system, however, includes the programmer and can be extended to include the person who uses the processed information in his work as a police data collator or bank official. Such a person is not normally technically-inclined and may well be disposed to accept the information provided as impeccable, even though it may not be — computers, being programmed and operated by humans and being nothing but machines anyway, can produce spurious output. When one is refused a bank loan, therefore, or asked to 'help the police in their enquiries', it could be that the spurious output has prompted the refusal or request. Any query of the validity of the information is barely possible, since its existence will not be referred to. Credit will simply be refused and the police will offer no explanation. Eventually, it is possible that misunderstanding and computer hiccup would be sorted out by concerned officials, but what if they are not concerned and caring?

No, it is not the machines that cause the nightmares — it is the fact that a petty official will believe the word of a computer in preference to that of a person every time, and some of the time the person won't know the computer is involved.

W. Dampier
Wallington
Surrey

PERSONAL RADIO SERVICES

The system described by Howard Tillotson in your August issue (Citizens' band communication system, pp.61-62) is magnificent but it is not c.b. Research in countries where c.b. is legal shows that a large part of the attraction of c.b. for the consumer is the facility which it offers to talk to nearby c.b. users *even if they are not known to the operator*. Mr Tillotson's system depends on the operator knowing which station he wishes to contact and also the "address code" of that station.

Such a system would be easy to implement with modern digital techniques but I do not think it would be very popular if it was the only system available. If it were one option among many, however, I think that it would be very attractive and could lead to an increase in c.b. use and in the services available to c.b. users.

When the Citizens' Band Association originally proposed the idea of automatic identification for British c.b. equipment it was for



the sole purpose of enabling the authorities to monitor the system and detect and identify people who misused it. Since then we have realised that auto-ident offers all sorts of other possibilities including selective calling (in this case the receiver must also recognise its own identity but this is a trivial problem once the necessary digital circuitry is installed in the set), linking the c.b. user to the Post Office telephone network (since auto-ident provides a means by which the user may be billed for the service), and now Mr Tillotson's proposals for digital message transmission and storage (which includes a low cost paging facility).

When the Government legalises c.b. it should ensure that the frequency allocated can be expanded in the future to allow for such growths of personal radio services. By 1990 we could have a personal radio service in Britain which offered some or all of the following options:

1. Simple c.b. where a voice transmission is heard by any other user within range and listening on the same channel.
2. Selective call c.b. where the receiver is set to unsequech only on receipt of signals directed to its own unique "address". Other users could still, of course, listen to such traffic so this option offers no increase in privacy, merely freedom from unwanted signals.
3. "Carfax c.b." where mobile equipments were also capable of receiving v.h.f. "Carfax"-type signals on a channel adjacent to the c.b. channels. Although "Carfax" is at present envisaged as an m.f. service there might be advantages to a v.h.f. system if Britain also had v.h.f. c.b., not least of which is the possibility of police cars carrying short-range "Carfax" transmitters with tape loop messages for deployment near major accidents or diversions.
4. Access to the Post Office telephone network from c.b. transceivers. The auto-ident would allow billing for the service but quality would not be high and there would be no privacy. However the Post Office part of the system could be cheap and deployed every few miles in towns or along major roads so that large numbers of people could use the service.
5. Nationwide digital message handling and paging using a system similar to Mr Tillotson's. For short ranges user-user contacts would suffice but over longer ranges the Post Office would again be involved. In the latter case costs would be higher since the system would need to know where any user was at any time so a central computer "log" of locations would be necessary — updated whenever the user made a transmission on any channel in the system.

Such a system approaches the notorious

"Flash Gordon wrist radio" system in science fiction content but is in fact practicable with present day technology. The infrastructure would probably cost under £350 million and the sets could be made for as little as £200 at present day prices. Such facilities would be in advance of anything planned anywhere else in the world and could provide Britain with a huge export market as other countries planned similar systems.

James M. Bryant
President, Citizens' Band Association
Cheltenham
Glos

WHAT IS AN ELECTRON?

Dazzled as I always am by the subtlety, sophistication and sanctity of many modern physics texts and articles, I often feel it brutal and brutish to enquire whether this is really science they are talking about; or is it, rather, a badly confused mixture of science with plenty of hierophantic divinity, whence an aura of metaphysical mystique cloaks and obscures the real facts and phenomena of nature, and, if so, why is this confused nonsense still insistently presented as genuine science? I fear that Professor R. C. Jennison (June, 1979, issue) is one of those amusingly ingenious experimentalists who, having been duped by Planck, Einstein, Dirac and their mystic school of "transcendental symbolism" into believing that their sacred theories are valid descriptions of nature, have added insult to injury by ridiculously proceeding to "prove" these follies by experiment!

Jennison writes about electrons, positrons, photons, etc, bumping into each other as if they were cars bumping into each other. Attempts, however, to extrapolate conceptions from our common pool of human experience to the realm of the microcosm to which we sadly have no direct sensual, and inadequate instrumental, access are totally unjustified and, unhappily, lead to meaningless theories and nonsensical corollaries. Such dubious theories should not be accepted, let alone be proposed, however attractive and temporarily successful they may *seemingly* be. I am afraid that Jennison's peculiar "phase-locked cavity" model of the electron is the most recent example of this weak-minded extrapolation.

Certain phenomena are "explained" in terms of radiation being waves; yet other phenomena are "explained" if radiation is assumed to be photons. To conclude that radiation can be *both* waves and/or particles is incredibly unwise, and the fact that this conclusion is regularly reached by persons occupying the highest positions simply shows the desperate plight of modern physics. A billiards ball is, by definition, a particle; ripples on the surface of a pond are, by definition, waves. What is an electron? What is light? I am afraid that responsible science cannot, with present-day means, provide any answer nor can Professor Jennison, however much research he does, and however many irksome pages he may wish to use.

It was, of course, to be expected that the naive attempt to apply the "transcendental symbolism" to physical reality and, on the other hand, to effect the improper extrapolation which I mentioned earlier would inescapably involve great difficulties; it would also produce embarrassing contradictions; and it would unhappily conclude impossible

corollaries. The genuine contradictions had to be concealed, somehow, and were, therefore, masqueraded as paradoxes — apparent contradictions, the existence of which almost everybody admits but few have claimed to have resolved. Further, several patently impossible conclusions (e.g. time-dilation) were, amazingly, believed to be true. But in order to believe impossible things, one has to live, along with Lewis Carroll's celebrated Alice in Wonderland . . . Likewise, the philosophical proposition of "equivalent descriptions" (e.g. wave/particle), notwithstanding the crazy incompatibility of the various descriptions and a convenient way of deluding themselves; it serves no useful purpose, apart from deceiving and mystifying the lay public.

Jennison's doubtful derivation of $F=ma$ and $E=mc^2$ from his peculiar hypotheses is neither compelling nor impressive. The fact that the careless use of mathematics and/or of funny thought-experiments in ivory towers cannot prove anything, apparently escapes him. Nevertheless, in Jennison's sense, and with his poor, unscientific methods, one can "prove" anything, of course. It is not surprising that even meaningless theories (e.g. relativity) and impossible corollaries are regularly "proved" in this way.

Jennison also writes about inertia, charge, magnetic moment, etc. of electrons as if they were real, measurable things. Contrary to popular belief, this is, of course, wrong and all ill-conceived and impatient attempts to find superficial "explanations" of these concepts usually prove unproductive, if not misleading and wasteful. It is *not*, in any case, the business of science to make such presumptuous attempts, and those who do, and there are so many, regrettably make a travesty of science.

The errors surrounding the concept of inertia are typical and they demonstrate the utter confusion prevalent in theoretical physics. If Jennison cared at all to study Ernst Mach himself (second- or third-hand accounts are no good for they are almost always hopelessly misleading) he might have realised that Mach's concern was not "explaining" inertia but the search for a satisfactory answer to the pressing question: "with respect to what should one describe the position and the motion of a body?" Mach suggested "the entire universe" and, as is well authenticated but little publicised, he dismissed instantly Einstein's answers: the principles of relativity, equivalence and similar rubbish.² So do all genuine physicists, of course (for instance, L. Essen, October 1978 and April 1979 issues). What is astonishing, however, and, for that matter, particularly disturbing is the foolish insistence of Einstein and his followers that they have implemented Mach's teachings and vindicated his ideas . . . With regard to inertia Mach wrote:

As soon therefore as we, our attention being drawn to the fact by experience, have perceived in bodies the existence of a special property [inertia] determinative of accelerations, our task with regard to it ends with the recognition and unequivocal designation of this fact. Beyond the recognition of this fact we shall not get, and every venture beyond it will only be productive of obscurity.³

Einstein and his disciples did not heed Mach's words, so the obscurity and confusion which resulted is simply and truly abysmal, and may be evidenced in Jennison's article.

It is high time that a revolution should take place in physics.

Theo Theocharis
Department of Mathematics
Imperial College
London, SW7

References

1. E. Mach, *The Science of Mechanics*, Open Court, Sixth American Edition, 1960; p. 286.
2. E. Mach, *The Principles of Physical Optics*, Methuen, London, 1926; pp vii-viii.
3. Ref. 1; pp 270-271.

The author replies:

Dr Theocharis's sermon is pure fire and brimstone and I would not dare to question his dogmas lest I be smitten with inexplicable annihilation. I am only flattered that I am categorised as writing similar rubbish to Einstein!

I have, of course, studied the relevant parts of Mach's original works and I quote a line from his opening argument: "When we reflect that we cannot abolish the isolated bodies . . . it will be found expedient provisionally to regard all motion as *determined* by these bodies". As I have stated elsewhere, one cannot abolish a wealth of parameters in almost every physical problem but inability to abolish does not necessarily identify the criminal. The criminal in this case lurks in the test particle which Mach assumed to be a point. Having shown that kinematic motion requires a system of reference, Mach calls upon this frame of reference, the isolated (distant) bodies, for an explanation of the dynamics. His only argument in support of this is that there must be a reason for the dynamical behaviour but, on looking around the test particle for cause, all that can be observed are the other isolated bodies against which the kinematic motion may be measured. The fallacy lies in the assumption that the test particle is a point; he therefore looked around and not *inside* the test particle. Strictly a point mass cannot exist and the principle of the phase-locked cavity recognises the finite dimensions and relativistic rigidity of the smallest particles of matter. It recognises the need for a kinematic reference frame but accounts entirely for the dynamics within the test particle itself when it is accelerated relative to that frame. Mach's clearly stated assumption of point masses caused him to be quite dogmatic in developing the theme that there could be no other explanation for the dynamics than that provided by the relative motion of the reference system of the distant isolated bodies. Although he initially stated that he would use it as "expedient provisionally", he applied it didactically as a law of nature.

In terms of classical dynamics it is clear that Mach's argument is an extension of Boscovich's hypothesis of separate rigid bodies rather than d'Alembert's principle of systems analysis. My own analysis fully vindicates d'Alembert at the expense of Boscovich.

Perhaps Dr Theocharis can tell us how to construct a rigid body and with what he proposes to replace Einstein's special theory?

I am accused of being "duped by Planck, Einstein and Dirac," to whom I admit I willingly kneel, but I regret that I cannot cope with the theological theories of Theo Theocharis.

R. C. Jennison

Further letters on this subject will be published later.

C-D IGNITION FOR MOTORCYCLES

Having read with interest J. H. J. Dawson's letter in the August issue on the subject of modifying the R. M. Marston capacitor discharge ignition unit for motorcycles I think you may be interested in my own practical observations. I have done a similar modification to a commercial (Sparkrite) unit and originally found the same sort of false triggering to which Mr Dawson refers. It is perhaps hardly surprising that this 'crosstalk' occurs, bearing in mind the enormous difference between the input trigger voltage of the unit and the voltage appearing across the secondary of the ignition coils — some 70 dB! In my case, the effect could be eliminated entirely by keeping the contact-breaker connections apart, preferably screened, and by keeping them well away from the h.t. leads.

Mr Dawson makes the point that these precautions, including his own circuit to inhibit false triggering, should only be necessary on 90° V twin motorcycles or three cylinder machines. In fact I can assure him that it's also necessary on many of the larger parallel twins or four-cylinder engines. Whilst the effect on his 90° V twin is perhaps one of the worst cases, a redundant spark is extremely detrimental to the performance of a 180° parallel twin or four-cylinder engine. In these cases an unwanted spark can occur at the end of an intake stroke when the inlet valve is just closing. Obviously, the mixture is not under compression, but the effects seen in practice suggest that some combustion occurs. If the c-d units are experimentally linked together (i.e. 100% crosstalk), the engine still runs, but at reduced power. As most two- and four-cylinder motorcycles employ the 180° system, there is indeed no need for most motorcyclists to employ a circuit as sophisticated as Mr Dawson's merely to guard against the one-in-a-million chance of a false spark — it would pass unnoticed. There is, however, every need to guard against *substantial* crosstalk.

Finally, rather than tackle the problem electronically, it might be an even better approach to use an optical system and to convey the pulses from the camshaft to the c-d unit by means of twin optical fibres. In this way there would be no sensitive circuits around to pick up the stray pulses.

John S. Wilson
Amersham
Bucks

DISPLACEMENT CURRENT IN A VACUUM

Whilst one may agree with the excellent logical argument via Maxwell's equations, in Professor D. A. Bell's interesting article "No radio without displacement current" in your August issue, I still find myself needing a further empirical justification of the displacement current, i.e. what is displaced in a vacuum?

Now a Dr James Dodd has recently written, in *New Scientist*, 1st March, 1979, in an article entitled "Colouring in the quark theory", that "Only naively does the vacuum live up to its name. In relativistic quantum theory it is a sea of virtual electron-positron pairs . . ." If Dr Dodd is right, could it not be that this could constitute an ether capable of

displacement? Moreover, on this assumption, would it not be possible to devise a simple theory to derive an expression for the impedance of free-space, or vacuo, normally obtained in textbooks (e.g. Telecommunications, by A. T. Starr) via Ampere's Law, as 377 ohms, or 120 π ohms? I would be very interested in your comments.

Moreover, I still cannot understand how a vacuum can offer an impedance to an electromagnetic wave, unless there is something there to do so! Perhaps someone could explain this to me.

Peter G. M. Dawe
Botley
Oxford

The author replies:

The question of intrinsic impedance of free space is fairly easily dealt with. The term 'impedance' is here merely a figure of speech, introduced because there is a close analogy with the characteristic impedance of a uniform transmission line. It merely means that in a radiated wave the ratio of electric field-strength to magnetic field-strength has a constant value which is a function only of the medium through which the wave is propagated. If the medium is free space, $E/H = 377$ and since E and H are measured in volts/metre and amps/metre respectively, the ratio has the dimension of ohms.

I am afraid "a sea of virtual electron-positron pairs" does not seem to me any more tangible than 'free space', especially as the word *virtual* is included. There are other aspects of physics which to me seem equally 'unreal': from Newton to Einstein it was accepted that gravitation was action-at-a-distance, and although 'curved space' can be described by good mathematics, I cannot see that it fits with any everyday experience. One can only say that much of our knowledge of the universe today can be expressed coherently in a mathematical formalism which does not correspond with everyday experience of the approximate behaviour of sizeable objects, i.e. with mechanical models.

D. A. Bell

VHF RADIO AND THE OPEN UNIVERSITY

As with the BBC's fulsome, irrelevant, contradictory and evasive reply given to me when I made the same complaints as your correspondents Dr Crook and Mr Blanchard (July letters), their reply is just not good enough.

Long before there was any talk of Open University broadcasts the Corporation repeatedly told us that within a few years all their broadcasting would be on v.h.f. only and advised us to equip ourselves accordingly. And, indeed, all their music programmes were then available on v.h.f. Personally, with the age of retirement approaching and the possibility that the cost of changing over might then be beyond me, I did as exhorted by them, scrapped as good an a.m. receiver as money could buy or build and invested in v.h.f.

As one of your correspondents says, many of their best music programmes are now on a.m. only, and for what reason the Open University requires v.h.f. and stereo goodness only knows. Very, very few of these broadcasts require more than a low cost a.m. transistor set and, with most students

already having them, they would well attract more listeners.

As one of your correspondents suggests, one has to reach the conclusion that it is all a matter of empire building, that the BBC has too many whiz-kids being clever without knowing what they are doing and too arrogant, despite their smooth talk, to have regard to their previous commitments to listeners and makers.

T. F. Mackay
Broadway
Worcs

In his reply to Dr Crook and Mr Blanchard (July letters) Mr Sturge of the BBC Engineering Information Department says "unfortunately the v.h.f. channel has to be used for educational programmes . . ."

It does not have to be used for anything of the kind. That the BBC has agreed, possibly under pressure, to this abuse does not alter the fact that it is a continuing betrayal of those who took the BBC's advice and changed to v.h.f.

D. J. Watson
Hayfield
Derbyshire

3D TELEVISION

I have felt for some time that it is impossible to provide stereoscopic viewing of a moving image on a flat screen which can be viewed for more than a short period without eye discomfort, for reasons connected with the mechanism which the brain uses to perceive distance.

The brain uses two systems to estimate the distance of a viewed object, the first and probably the most important being the stereoscopic separation simulated by the various systems in use some years ago in the cinema. However, it is also necessary for the eye to focus to the correct distance to render a sharp image of the viewed object, and this focusing mechanism must be controlled by the brain.

When attempting to view an artificial stereoscopic image there must be conflict between the two systems, since stereoscopy is telling the brain that the moving object is, say, coming towards one, whilst feedback from the focusing mechanism insists that the object is moving only at a fixed distance on a flat screen.

The result of this conflict must be discomfort, eyestrain and headaches, and this seems to be an insuperable barrier to 3D viewing until it is possible to construct a genuine three-dimensional scene in the middle of the living room.

K. P. Wood
Wakefield
West Yorkshire

HIJACKING CARFAX?

Peter Manson (August letters) raised the question of possible 'hijacking' of a Carfax service, and asks whether the designers of Carfax are considering this problem. The answer is that they certainly are, although you would not expect us to say anything about the methods which could be used to prevent such intrusions.

D. P. Leggatt,
Head of Engineering Information Dept
BBC
London W1

WHAT'S WRONG WITH TELETEXT?

I was interested to see the editorial in the August issue bemoaning the non-popularity of teletext; especially as I have just about finished the construction of a stand-alone teletext receiver, but have somewhat 'gone off' what it receives.

The writer suggests "A hundred or so letters-to-the-editor broadcast every day. The trouble is you have to wait up to 30 seconds for the 'next time round' for a particular page to be transmitted (on ITV the cycle time is over a minute) and, with only four lines of text transmitted per television frame, there is no room for much expansion unless a whole tv channel is devoted to teletext alone. Even if more lines could be transmitted, it takes about half a minute to read a page, so that to read these suggested hundreds of pages would take all night!"

I agree that the content could be improved, but there does not seem to be any room for more pages.

I read that the set making industry would like to get the price of the teletext facility down to about £65. I heartily agree with this figure - the present service is certainly worth no more. Small criticisms I have at the moment include:

1. Frequent spelling and punctuation errors (no, not decoder faults!)
2. Pages mentioned in indexes, but not actually transmitted.
3. Pages that are transmitted but not indexed. (I only recently discovered the existence of several Oracle news pages that are not summarised anywhere - you have to sample a range of numbers to find what's there, and if a page is not being transmitted the only way you *know* it's not being transmitted is by waiting for more than a minute for its non-appearance!)
4. Stocks and shares. These are of no use to the ordinary viewer, and are too generalised to be of use to the stockbroker, who has much better sources of information already.
5. The information should be more localised. On Oracle especially, one has to wait for all the regional pages to be transmitted before getting to one's own.

Finally, a word of thanks to *WirelessWorld* for publishing constructional details of the tv tuner, teletext decoder, and digital PAL encoder; and to advertisers who sell 200 "untested" i.c.s for £1, enabling me to construct my teletext unit with under £40-worth of materials.

David Williams
London SE12

Why is it that British electronics invariably gets it wrong! If BREMA had asked the man in the street how he saw teletext he would have replied "a black box with coax input/output sockets at around £30-40".

O.K. it's not an ideal solution and is technically far more complicated than is really necessary, but at least it would retain the framework of teletext and prevent it from becoming extinct.

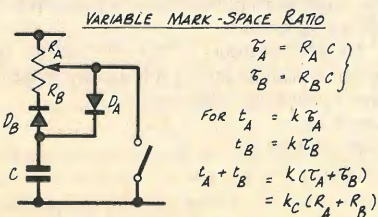
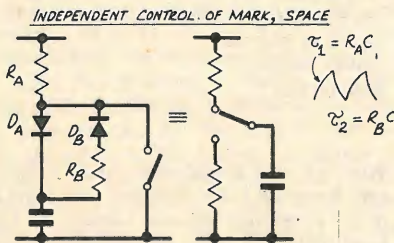
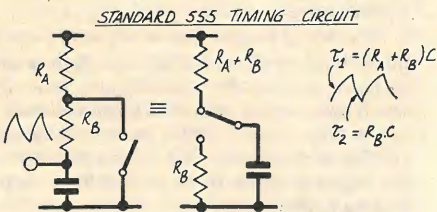
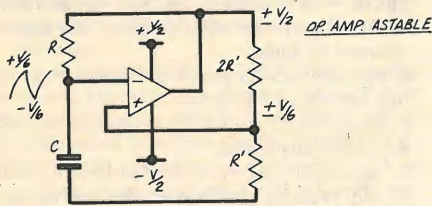
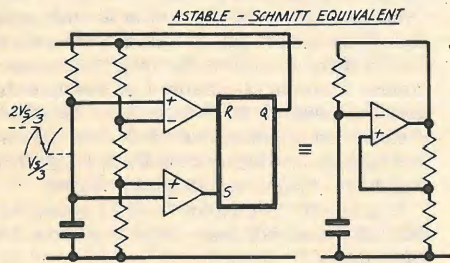
The only glimmer of hope is that our Asian brothers will produce a 'pluggable module' in time to save its "swan-song".

David Jack
Over Hulton
Bolton

Letters continued
on page 76

Schmitt-type astable circuits

by Peter Williams Ph.D, Paisley College of Technology



The success of the comparators / flip-flop configuration in duplicating the behaviour of a Schmitt trigger suggests that it can be applied to all the other functions normally using a Schmitt. A good example is that of the op.-amp. astable, and the two forms are shown for comparison. The Q output of the flip-flop is returned via a resistor to charge the capacitor. The thresholds are $V_s/3$ and $2V_s/3$, the capacitor charging and discharging between these limits. The time constant is the same for the two parts of the cycle but, since the output voltage does not necessarily swing to 0 and V_s , the charge and discharge times will differ. It is to avoid this uncontrolled error that the open-collector output is provided in the 555 form; this allows better definition in the voltage swing. However, the 555 does function in the form shown, releasing the open-collector output for other functions if required, e.g. as a chopper, firing thyristors etc. The 555 can also be used with dual polarity supplies if desired, giving bipolar outputs, but the d.c. offset cannot be guaranteed since it depends on the matching of the three internal resistors.

In the simplest form to analyse, the output voltage switches between equal positive and negative values. These can be $\pm V/2$ for op.-amps. having c.m.o.s. output stages (e.g. CA3130). Alternatively, breakdown diodes may be used to clip less well-defined outputs to lower but more accurate values. The values chosen result in switching levels of $\pm V/6$ with a hysteresis of $V/3$ or one-third of the total supply. This is identical with that for a standard 555 and is a good compromise between excessive common-mode swings and offset difficulties at lower levels. The bridge configuration is discussed later in connection with a general classification of astable circuits using a single capacitor. Capacitor waveform cannot be fed directly to a load without both the waveform and the frequency being affected. The square wave can be used, since it appears at the op.-amp. output. Even if the load reduces the output, it need have little effect on the frequency, since both the thresholds and charging voltages remain proportional, i.e. the rate-of-change of capacitor voltage varies with the voltage excursions required for switching, and the times between switching points should be comparable.

A cautionary note: the two-transistor astable has long been described as 'the basic' form of astable because it was the most widely used. It had many advantages and was appropriate to discrete circuit design. It is far from basic in the sense of embodying the operating principles in the simplest and most clearly understood form — it depends in a complex way on the input and output characteristics of the transistors. The 555 and its close relations are more attractive candidates for the title of 'basic' because operation is best explained in terms of idealized amplifiers and flip-flops. The same risk attaches to the claim, viz. that wide usage may trigger the mental reaction that this class of circuits is of greater theoretical and fundamental importance. The next generation of i.c.s may produce circuits that are both simpler to use and understand, and the concentration on the 555 is justifiable because it offers the best combination available at present of low cost, convenience and flexibility, and sound operating principles. The most widely used astable configuration has the open-collector switch connected to a tapping on the charging path. With the switch open the capacitor charges through $R_A + R_B$; with it closed the capacitor discharges through R_B . This gives time constants that are very different for $R_A \gg R_B$ and almost equal for $R_B \gg R_A$.

In the previous circuit, R_A may be used to charge the capacitor, while R_B may be placed in series with the switch to achieve a very rapid discharge if $R_B \ll R_A$. Comparison with the unijunction transistor and its circuits, described later, shows that the behaviour is then very similar. It is often desirable to have independent control of the two time constants. The placing of the thresholds at $V/3$ and $2V/3$ then translates equal time constants into equal mark and space. Alternatively only one time constant at a time need be varied if it is desired to produce, say, a pulse train of constant width but variable frequency. One method of achieving this uses diodes to isolate the resistors. When the switch is open D_A conducts and D_B is reverse biased. Hence R_B has no effect and the charging time constant depends only on R_A . When the switch is closed D_B conducts, bringing R_B into the time-constant, while D_A is reverse-biased and R_A is grounded. The diodes introduce small departures from the simple theory; the frequency of oscillation becomes more supply and temperature-dependent but the errors are small except at low supply voltages. The circuit is again equivalent to connecting the capacitor successively to two different resistors connected to the supply and ground lines.

Another desirable property of an astable is that its mark-space ratio be variable with no change in the frequency. A modification of the previous circuit allows this in a way that has application to numerous other astable circuits. If the locations of R_B and D_B are interchanged there is no change in performance, since they comprise a simple series sub-section. Then R_B and R_A can form a single potential divider, the tap on which represents the junction of R_A and R_B . If this tapping point is varied then the individual time constants are varied in opposite senses. Since τ and the time taken to charge between the thresholds are related by the same factor in this circuit because of the symmetrical disposition of the threshold voltages, it follows that the waveform period and frequency are constant. The ratio R_A/R_B may vary but the sum is constant, and the period depends on the sum. Again second-order effects result in some change in frequency, especially at extreme ratios. The principle can be extended to other astables where two resistors separately determine the two parts of the cycle, and where they have a common point.

Schmitt-type astable circuits

THEORY

● The RC network is returned to the output which switches between V_A and V_B with

$$\begin{aligned} V_A &\approx (V_s - 1)V \\ V_B &\approx 0 \end{aligned}$$

For the positive-going part of the cycle,

$$\begin{aligned} V_1 &= V_A - V_s/3 \\ V_2 &= V_A - 2V_s/3 \end{aligned}$$

$$t_+ = t_2 - t_1 = \tau \log_e \left[\frac{V_A - V_s/3}{V_A - 2V_s/3} \right] \text{ where } \tau = RC$$

$$\tau \log_e \left[\frac{2V_s - 1}{V_s/3} \right]$$

$$\tau \log_e \left[2 - \frac{3}{V_s} \right]$$

For the negative-going part of the cycle

$$t_- = \tau \log_e \left[\frac{-2V_s/3}{-V_s/3} \right]$$

$$= \tau \log_e 2$$

Thus for $V_s \gg 3$, the period T is given by

$$\begin{aligned} &\approx 2\tau \log_e 2 \\ T &\approx 1.38\tau \end{aligned}$$

● The op. amp is assumed to be operated from the same *total* supply voltage, i.e. from $\pm V_s/2$ and is assumed to have an output capable of swinging between these limits. With the chosen resistors the thresholds are $\pm (V_s/2) \times 1/3$

i.e. $\pm V_s/6$

∴ for positive-going ramp

$$t_+ = t_2 - t_1 = \tau \log_e \left[\frac{V_s/2 - (-V_s/6)}{V_s/2 - V_s/6} \right]$$

$$= \tau \log_e \left[\frac{4/6}{2/6} \right] = \tau \log_e 2$$

Similarly $t_- = \tau \log_e 2$ leading to the same period and frequency as for the comparator flip-flop based circuit.

● Switch open: $\tau_1 = (R_A + R_B)C$

$$t_2 - t_1 = \tau_1 \log_e \left(\frac{2V_s/3}{V_s/3} \right)$$

$$= 0.69\tau_1$$

Switch closed:

$$\tau_2 = R_B C$$

$$t_2 - t_1 = \tau_2 \log_e \left(\frac{-2V_s/3}{-V_s/3} \right)$$

$$= 0.69\tau_2$$

$$\text{Period} = 0.69(\tau_1 + \tau_2)$$

For $R_B \gg R_A$ then $\tau_1 \approx \tau_2$

For $R_A \gg R_B$ then $\tau_1 \gg \tau_2$ and time constants depend mainly on R_A and R_B respectively.

● For this case $\tau_1 = R_A C$
 $\tau_2 = R_B C$

i.e. independent control over the two parts of the cycle

● Again $\tau_1 = R_A C$
 $\tau_2 = R_B C$

i.e. period = $0.69C(R_A + R_B)$

But $R_A + R_B = R = \text{constant}$, hence period and frequency are constant but the mark-space ratio is controlled by the ratio R_A/R_B .

EXAMPLES

1. The output of a 555 i.c. switches to 0 and to $(V_s - 1)V$ when the input falls below $V_s/3$ and rises $2V_s/3$ respectively. An RC network feeds back from the output to the input as shown opposite with $R = 1\text{M}\Omega$. What value of C is required for a frequency of 1Hz if $V_s = 12V$? What is the mark-space ratio of the output rectangular waveform?

For the positive going part of the cycle, the initial voltage across the resistor is $V_1 = (V_s - 1) - V_s/3$ and the final voltage is $V_2 = (V_s - 1) - 2V_s/3$

$$V_1 = 7V$$

$$V_2 = 3V$$

$$\therefore t_+ = t_2 - t_1 = \tau \log_e \frac{V_1}{V_2} = \tau \log_e \frac{7}{3}$$

$$= 0.847\tau$$

Similarly for the negative going portion

$$V_1' = 0 - 2V_s/3 = -8$$

$$V_2' = 0 - V_s/3 = -4$$

$$t_- = t_2' - t_1' = \tau \log_e \left(\frac{-8}{-4} \right) = \tau \log_e 2$$

$$= 0.693\tau$$

$$\therefore \text{Period} = (0.847 + 0.693)\tau$$

$$= 1.54\tau$$

$$\text{But } f = 1\text{Hz}, T = 1\text{s}$$

$$\therefore \tau = 0.649\text{s}$$

$$\therefore C = 0.649\mu\text{F}$$

Mark-space ratio of output square wave is $\frac{0.847}{0.693} = 1.22$.

2. The standing timing circuit of a 555 i.c. has the capacitor charged through a series pair of resistors R_A, R_B with the junction shorted to ground when the upper threshold $2V_s/3$ is exceeded, and open-circuited when the lower threshold $V_s/3$ is reached. Choose values of R_A, R_B that produce an output with a repetition frequency of 1kHz and with a mark-space ratio of 3:1. The current in the capacitor should not fall below $5\mu\text{A}$ to minimize the loading effect of the device input currents. Supply voltage = +15V. The positive-going interval has

$$V_1 = 2V_s/3$$

$$V_2 = V_s/3$$

$$\text{and } \tau_+ = (R_A + R_B)C$$

$$t_+ = t_2 - t_1 = \tau_+ \log_e \frac{V_1}{V_2}$$

$$= 0.69(R_A + R_B)C$$

Similarly for the negative-going interval

$$V_1' = -2V_s/3$$

$$V_2' = -V_s/3$$

$$\tau_- = R_B C$$

$$t_- = 0.69R_B C$$

$$\frac{t_+}{t_-} = 3$$

$$\therefore R_A + R_B = 3R_B$$

$$R_A = 2R_B$$

$$T = 1/f = 10^{-3}\text{s} = t_+ + t_-$$

$$= 0.69(R_A + 2R_B)C$$

$$(R_A + 2R_B)C = 1.45 \times 10^{-3}$$

$$\frac{V_s/3}{(R_A + R_B)} \geq 5 \cdot 10^{-6}$$

Solving these, from equation 3, $R_A + R_B = 1\text{M}\Omega$

Therefore from equation 1 $R_A = 0.69\text{M}\Omega$ 680kΩ preferred

$R_B = 0.33\text{M}\Omega$ 330kΩ preferred

From equation 2

$$C = \frac{1.45 \cdot 10^{-3}}{1.33 \cdot 10^6}$$

$$C = 1.09\text{nF}$$

LETTERS

continued from page 73

SSB FOR MOBILE RADIO

Your correspondent S. Walding (August issue) is correct in his comments on the difficulties of making a 300Hz wide quartz crystal filter capable of meeting the mobile radio needs of good performance over a wide temperature range at a low cost.

What we, and the other workers in the field at the University of Bath and at Stanford University in the USA, have demonstrated is the viability of s.s.b. as a form of modulation for mobile radio. We have used the minimum circuit design effort necessary to reach this objective.

We are not advocating only pilot carrier, but any form of pilot signal which provides a useful a.f.c. and a.g.c. All of the systems proposed, pilot carrier, tone in band and tone above band have potentially low cost solutions with good performance.

J. S. Palfreeman
Philips Research Laboratories
Redhill
Surrey

MILITARY ELECTRONICS

I feel that Mr Johnson's letter (August issue) rather misses the point. It is one thing to produce weapons in order to deter Russian aggression, but it is quite another to sell weapons to other countries for purely commercial reasons.

Advanced weapons can be used to cause appalling suffering to innocent civilians (or equally innocent conscripted soldiers), and those who earn their living in this way are no less guilty than those who used to earn their living from the slave trade. I wonder how many vile regimes are in power today solely because of the weapons which we sell them.

Furthermore, the only reason to produce weapons for Western use is to deter the Russians until they develop a more peaceful style of government. If ever these weapons are used we all lose. Is it not therefore highly dangerous to let so many companies depend on the arms trade? If ever we succeed in deterring the Russians and are able to sign a comprehensive disarmament treaty a very large number of people will become unemployed.

D. Bailey
Manchester

CITIZENS' BAND ON 27MHz

In July letters Mr A Blackmore seemed to want the UK to follow other European countries into allowing a 27MHz amplitude modulation citizens' radio service.

I am not connected in any way with any electronics manufacturing but do not want to see such frequencies used for c.b.

1. Existing users of those frequencies around 27MHz are already experiencing severe interference to their licensed equipment by c.b. sets operating in close vicinity. Users include medical and business paging systems and model control enthusiasts. Proponents of a 27MHz c.b. service must realise that there are already many thousands of legitimate users in that part of the e-m spectrum and that c.b.

has not the right to plop down on channels being already used.

2. Interference from 27MHz c.b. equipment is increasing due to insufficient harmonic filtering in most equipment and the use of 'burners' to boost power output. All amplifiers have non-linear characteristics, and 27MHz amplifiers produce outputs on 54MHz, 81MHz, 104MHz etc. Essential life saving and police services are at risk from users aware or unaware of the poor spurious/harmonic radiation of their equipment. A deluge of 27MHz a.m. type equipment would result in chaotic interference to v.h.f. services.

3. Skip interference so prevalent in the 27MHz region will mean that use of low power equipment or equipment in remote areas will result in calls going unheard. It would be no use to be stuck with an inefficient 1-watt 27MHz c.b. on a dangerous mountainside if you were competing with skip and 100-watt 'burners'. At least with v.h.f. there would be a chance of being heard on an emergency channel at distances ranging from 10 miles upwards.

No, no, no to useless 27MHz a.m. citizens' band! V.h.f. is a must.

Des Walsh, E15CD
Carrick on Suir
Co Tipperary
Republic of Ireland

DISPLACEMENT CURRENT

In your December 1978 issue, Catt, Davidson and Walton purport to show that Maxwell's concept of displacement current is incorrect and their "true" model, which replaces a capacitor by a collection of pie-shaped transmission-lines, is correct. They argue that this dispenses with the need for displacement current, and go on to say: "Since any capacitor has now become a transmission line, it is no more necessary to postulate displacement current in a capacitor than it is necessary to do so for a transmission line." Unfortunately, it is necessary to do so for a transmission line, or have they forgotten Kelvin's (1873) original equation:

$$\frac{dI}{dx} = GV + C \frac{dV}{dt}$$

G being leakage and C the capacitance per unit length. The second term on the r.h.s. of this equation is the displacement current.

What they have done in their subsequent algebra is to show that the transmission line approach and the lumped capacitance approach agree very closely. In no sense have they dealt with the topic indicated in their title: "Displacement current - and how to get rid of it." It looks as if Maxwell's equations may be right after all!

E. P. George (Professor)
University of New South Wales
Sydney, Australia

Reference
Lord Kelvin, Soc. Tel. Eng. Journ. I (1873), 397.

The authors reply:
Professor E. P. George's letter raises some interesting points:

1. The reference to the Kelvin model of the transmission line is irrelevant and mis-

leading. It is irrelevant because the point he is making could have been made by reference to the equation for a charging capacitor,

$$i = C \frac{dV}{dt}$$

In this equation one could say that the right hand side 'is' the displacement current, which it is in Maxwell's theory by definition, but not in ours. It is misleading to introduce the Kelvin model since, as was shown by Oliver Heaviside, the Kelvin model is incomplete since it does not take account of effects due to the distributed inductance of the line. 2. What we have been proposing is that Maxwell's theory is 'inside out,' since it employs E and H and, in circuit theory, leads to the concepts C and L. In our theory the travelling E, H signal is the primitive and the transmission line the basic circuit element. Insofar as this change of viewpoint leads to Maxwell's equations then we would consider them to be correct. In this sense therefore Professor George's statement "It looks as if Maxwell's equations may be right after all" is correct at that level.

To show how Maxwell's equations relate to our view would require more space than is proper for a note of this sort but we hope that our further article in the March issue will have helped with this point

I. Catt, M. F. Davidson, D. S. Walton

STEREO TOGETHERNESS?

The death of Mr Airey Neave reminds me that some years ago he was on Sub-Committee D of the Select Committee on Science and Technology, if memory serves. I had not then learnt properly about the Government attitude to science and technology so well defined in Miss A. M. Clerke's article on Charles Babbage in the Dictionary of National Biography, which so ably shows HMG setting statistics and computer science simultaneously back 50-100 years for lack of a few thousand pounds, while withholding an answer to a letter for eight years, in the 1830s.

In my ignorance I suggested to Mr Neave a primitive idea from the plane on which I function. This was that f.m. portable receivers should bear a stereo decoder and switch to enable the user to listen to mono or to left or right channel only. The result would be that on meeting socially a person with a similarly equipped radio, albeit of a different size and make, the two could combine to listen in stereo. The idea is a little cumbersome, but so is the idea of setting up a rig like the Sanyo G2600 'casiever' when you take coffee at an open-air cafe, this being one with speakers in detachable half-lids. I do not decry the large, portable 'casiever' as one composer of my acquaintance is well content to use one without spaced external microphones, but with the analogue circuitry of my youth effortlessly absorbed into the black hole which the national press so insistently describes as the "silicone chip" (an amorphous semiconductor perhaps?) my suggestion could be absorbed into radio production without a second thought, and suitable tv commercials would suggest themselves automatically. The late Mr Neave may well have expended considerable effort in the idea at the time, but I now feel it is a good idea for 1979.

Bernard Jones
London W1

Microcomputer interfaces — 2

by Ian H. Witten, M.A., M.Sc., Ph.D., M.I.E.E.
 Department of Electrical Engineering Science, University of Essex

The first part of this article, in the September issue, dealt with parallel inputs and outputs of a microcomputer, introducing serial communication with remote devices. In this part the author goes on to examine the interface devices needed for the serial mode of operation and brings in the concept of direct memory access.

Parallel-to-serial and serial-to-parallel conversion is accomplished by a device called a u.a.r.t. — universal asynchronous receiver/transmitter. The block diagram of Fig. 10 shows that the u.a.r.t. is divided into two subsystems, the transmitter and the receiver. The transmitter accepts eight parallel data bits together with five parallel control bits. After they have been latched in the parallel register, the data bits are transferred to the transmitter shift register and shifted out one by one to the serial output. The control bits select some of the options which were discussed earlier in the section on serial devices. The data rate is determined by the transmitter clock.

The receiver subsystem is the complement of the transmitter. Bits from the serial line are shifted in to the receiver shift register. When the data word is complete, the format is checked for parity errors and framing errors (stop bits not encountered when expected), and the word is transferred in parallel to the holding register. "Data available" shows that a new word has been received, and "read data word" reads it out of the device. If the latter has not been asserted by the time the next word is received, the previous word is lost when the new one is transferred to the holding register. In this case the "over-run error" bit is set.

The u.a.r.t. as described makes a perfectly good serial/parallel converter for microcomputer use. However, with its plethora of inputs and outputs, it is not particularly convenient for interfacing to the bus. Special u.a.r.t.s, often called a.c.i.as (asynchronous communications interface adaptor), are manufactured specifically for microcomputer use. With these, the control and status information is addressed as a single word, with a read from it returning the status information and a write setting the control bits. The "transmission done" signal is included as a status bit, and some interrupt facilities added.

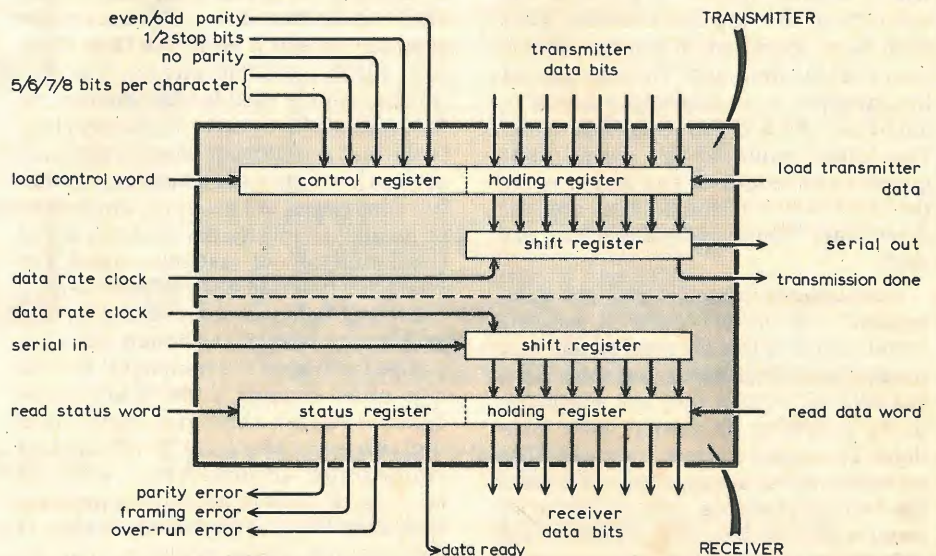


Fig. 10. Block diagram of universal asynchronous receiver/transmitter.

Similarly, the transmitter and receiver data are combined into the same register as far as the bus is concerned. All outputs will, of course, be tri-state so that they can be connected directly to the bus.

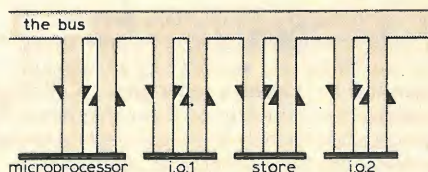


Fig. 11. Bus-centred computer model

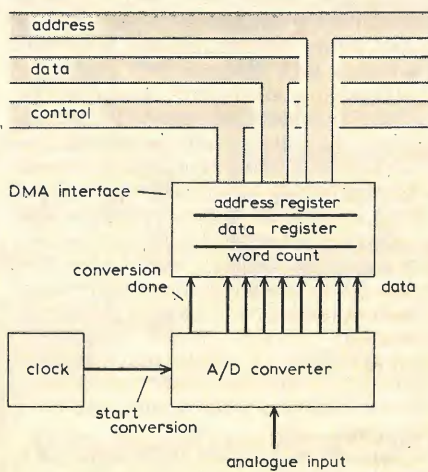


Fig. 12. A-to-d converter with direct memory access interface.

Direct memory access

So far, we have said very little about the role of the bus in interfacing. The reason for this is simply that connecting to the bus is easy: the tricky part of the interface is that which connects with the outside world, be it the world of light (i.e.d. interfaces), analogue electronics (d/a and a/d interfaces), serial data transmission (a.c.i.as), smells, car engines, or whatever. In fact all the interfaces we have considered are converted to the bus in the same way as the simple output port of Fig. 6. In terms of the bus of Fig. 11, the communication is between an input/output device and the processor, with the processor acting as bus master.

However, one of the reasons for using a bus in the first place is to allow possibilities for direct communication between devices other than the processor, particularly between peripheral devices and the store. This is called d.m.a. (direct memory access) communication, and to accomplish it the device interface must take over bus mastership, temporarily, from the processor.

Figure 12 shows an a/d converter with a d.m.a. interface. At each clock

tick, the analogue voltage is converted to digital and passed to the interface. The task of the interface is to transfer the value to an appropriate place in store (i.e. to an appropriate bus address). To do this, it contains an address register which holds the address where the next value is to be placed. The address register is incremented after each "write" operation, so that successive values are stored in successive store locations. If this goes on for ever, all of store (including any programs) would be over-written, and so there is a word count register in the interface which counts words to go, and the contents of this are decremented after each store operation. When it becomes zero, the transfers stop. Thus the task of the interface is to transmit a block of data from the a/d converter into store. The initial value of the word count governs the length of the block, while the initial value of the address register determines which store locations are used.

Although the transfers proceed independently of the processor, it sets the initial values of the address register and word count. Thus these registers have bus address, so that they are accessible to the processor as normal store locations. To initiate a d.m.a. operation, the processor writes appropriate values into the two registers. As soon as the word count is set non-zero, the interface steps into action, and thereafter the operation proceeds autonomously, without bothering the processor. There must, of course, be some way of signalling to the processor when the operation is finished. For example, it could find out for itself by reading the word count register, and waiting until it becomes zero.

While the word count is non-zero, the interface monitors the "conversion done" line from the a/d converter. When this is asserted, it transfers the a/d output into the data register and then proceeds to request bus mastership. As described in the article in Reference 1 (Fig. 22), this involves quite a complicated protocol, using the bus request, bus busy, and bus grant lines.

Once mastership is granted, the interface puts the contents of its address and data registers onto the address and data bus, operates "read/write", and enters the handshaking sequence with the store by asserting "address valid". When handshaking is complete, it relinquishes the bus by releasing "bus busy" and the transfer is done. Now it decrements its local address register, decrements the word count register, and if this is still non-zero begins the whole operation again.

Computer subsystems can be divided into those that can initiate transfers on the bus and those that can't. The former will become bus master on occasion, while the latter will not and so can ignore the whole problem of bus contention, including the bus request, bus busy, and bus grant lines. Simple

input/output devices only respond to processor requests and so are of the second type, while to transfer data directly from an input/output device to the store the device must be able to handle the bus-mastership protocol.

Another important distinction is between devices that use parallel data transmission and those that use serial transmission. In the former there are several wires (typically 8), one to carry each of the data bits. In the latter, only one wire is used and the data bits follow each other along it. Serial transmission is used when the path from the bus interface to the device itself is quite long and the device does not accept or generate data at a high rate (less than, say, 10000 or 20000 bits/s). Parallel transmission is used for fast devices, or for devices which reside physically close to the bus. A multitude of miscellaneous devices like lights and switches, a/d and d/a converters, are generally connected in parallel to interfaces, whereas serial transmission is usually used for character-oriented devices like v.d.us.

Driving lights is complicated by the problem of refresh. Although the data can be latched at the peripheral device, it is often cheaper if there are many lights to refresh them repeatedly from the processor to create an illusion of continuous illumination without latching. A loosely analogous problem with switches and keyboards is that of debouncing. These problems can be solved either with hardware (data

latching, or debouncing circuits) or with software (refreshing, or imposing a delay in the program after a change of state), and illustrate nicely the trade-off, typical of microcomputer systems, between software and hardware complexity.

A/d and d/a converters, and lights and switches, are parallel devices. Even so, interfacing them to a parallel bus is usually done with the help of an interface chip which handles the control lines, latches and buffers the data, and accommodates interrupts.

The major difficulty with serial transmission is mastering the various combinations of options that are part of all serial interface standards. Interface chips exist to handle the basic serial/parallel conversion and the formatting bits (start, stop and parity).

Reference

1. Witten, I. H., Computer buses, *Wireless World*, February 1979 and March 1979.

Further reading

Klingman, E. E. (1977) Microprocessor systems design. Prentice Hall.
Leventhal, L. A. (1978) Introduction to microprocessors. software, hardware, programming. (Chapter 8). Prentice Hall.
Millman, J. & Halkias, C. C. (1972) Integrated electronics (Sections 17-19 and 17-20). McGraw Hill.
Osborne, A. (1977) An introduction to microprocessors, Volume 1 and 2. Berkeley. Adam Osborne and associates.
Peatman, J. B. (1977) Microcomputer-based design. McGraw Hill. □

Radiometer monitors atmosphere

The earth's upper atmosphere between 30 and 130 kilometres altitude is now being monitored by an advanced radiometer operating in the infra-red region. Called SAMS (stratospheric and mesospheric sounder), it is the only European experiment carried in the American Nimbus 7 atmospheric research satellite now circling the earth in a near-polar orbit. The experiment was originated by Professor J. T. Houghton of the Department of Atmospheric Physics at Oxford University.

Infra-red radiation from the atmosphere between the wavelengths of 2.7 and 100µm is focused within the instrument on a number of detectors, each equipped with a different set of filters, to enable specific lines of the test spectrum to be detected separately. Sixteen different wavelengths are examined. The device is situated at the base of Nimbus 7 and is oriented to look tangentially towards the horizon at the limb of the atmosphere and not directly downwards. A two-axis scanning mirror changes the direction of view and enables SAMS to scan the atmosphere vertically. Because Nimbus 7 has been placed in a near-polar orbit and completes approximately 14 orbits per day, the radiometer records the variation in infra-red radiation throughout the atmosphere on a global basis.

From the data obtained the quantity, distribution and movement of the selected gases, ranging from carbon dioxide and water vapour to rare constituents such as oxides of nitrogen, can be assessed. Many of

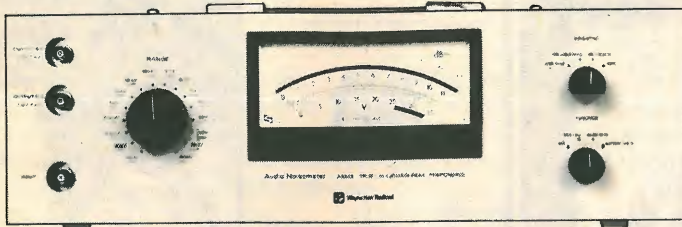
the gases are the result of atmospheric pollution. The projected twelve-month operational life of the radiometer will also enable seasonal variations in the distribution of these gases to be determined.

The cost of SAMS — about £1M — was met by the Science Research Council, while the design and development of the instrument was a collaborative endeavour of the Department of Atmospheric Physics, Oxford University, the Science Research Council's Rutherford Laboratory and British Aerospace Dynamics Group Stevenage space engineering department. As prime industrial contractor to the project, British Aerospace was given particular responsibility for the design and manufacture of the thermal subsystem, the electronics, and the setting-up and the alignment of the instrument including the integration of all the systems and testing of the complete radiometer. □

The Audio Engineering Society is calling for papers to be presented at their 65th Convention to be held in the London Hilton from February 25 to 27, 1980. Anyone wishing to present a technical paper on audio engineering or related subjects at this event should contact Dr J. M. Bowsher, Audio Engineering Society, Physics Department, University of Surrey, Guildford, Surrey GU2 5XH. The deadline for the receipt of complete papers will be the end of December 1979.

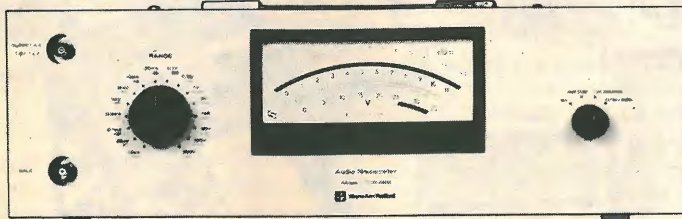
NOISE

If noise is a problem in your design these instruments are essential for diagnosis



ANM3

- Switchable quasi peak/true r.m.s.
- CCIR weighting filter
- IEC weighting filter
- DIN weighting filter
- High sensitivity (10µV f.s.d.), low noise



ANM4

- Average responding meter
- 16 measurement ranges
- High sensitivity, low noise (<1µV)
- Modified CCIR filter
- Conforms to Dolby recommendations



Wayne Kerr Radford

The dynamic range

Wilmot Breden Electronics Limited · Durban Road Bognor Regis West Sussex PO22 9RL England · Phone Bognor (02433) 25811 · Telex 86120

WW — 113 FOR FURTHER DETAILS

LD05 + LDMS 2 = 0.002%

for only £700


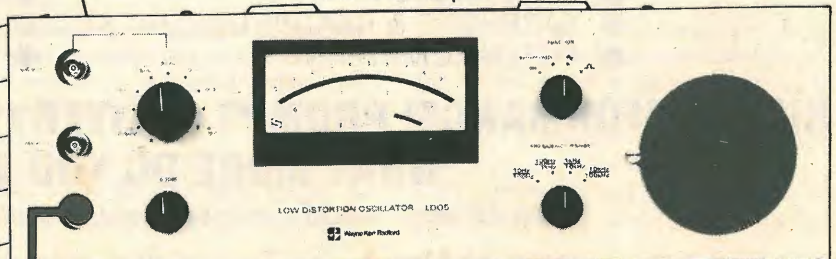
Send for details today!

LD05

- 0.002% distortion across audio band
- Excellent amplitude stability
- Fast settling time, even at low frequencies
- 10Hz — 100k Hz, sine and square wave
- Auto Link output

LDMS2

- Measurement to 0.003% f.s.d.
- 60dB of automatic nulling
- No frequency range switching required
- Switchable high pass and low pass filters
- Auto Link input



Wayne Kerr Radford

The dynamic range

Wilmot Breden Electronics Limited · Durban Road Bognor Regis West Sussex PO22 9RL England · Phone Bognor (02433) 25811 · Telex 86120

WW — 114 FOR FURTHER DETAILS

ELECTRONIC COMPONENTS AND VARIOUS TESTERS



MAIN PRODUCTS

- ELECTRICAL INDICATING METERS
- PANEL METERS
- EARPHONE & HEADPHONE JACKS
- POTENTIOMETERS
- VOM MULTI TESTERS
- BATTERY TESTERS
- CLAMP METERS
- PLANT PROBES

**HIGH PERFORMANCE! PROMPT DELIVERY! COMPETITIVE PRICES!
WHAT MORE DO YOU WANT?**

Hung Chang, world's largest independent manufacturer & exporter of Meters and Testers, has production capacity of more than 1,000,000 Meters per month. You will be completely satisfied with our products that have been exported to more than 35 countries and made by our 1,200 workers with special care. Please contact us and you will know Hung Chang.



HUNG CHANG PRODUCTS CO., LTD.

HEAD OFFICE & FACTORY
ADDRESS 310-222, Bulgwang-Dong, Seodaemun-ku,
Seoul, Korea
MAILING ADD. C.P.O. Box 3125 Seoul, Korea
CABLE ADD. "HUNGPROCO" SEOUL
TELEPHONE 389-0111/2, 389-7001/3, 386-6001/5
TELEX ELECHCP K28447

SOLE UK AGENTS

**ARMON PRODUCTS LTD.
COTTRELL HOUSE
53-63 WEMBLEY HILL ROAD
WEMBLEY
MIDDX. HA9 8BH
TEL: 01-902 4321**

WW — 014 FOR FURTHER DETAILS

Low distortion amplification

Audio system offers a t.h.d. content of 0.003%

by B. J. Codd

Although the amount of harmonic distortion generated by audio amplifiers has received a good deal of coverage in *Wireless World*, most approaches have relied upon a study of specific distortion origins such as common-mode non-linearity and the pros and cons of shunt and series feedback arrangements. The author of this article puts forward a different approach based upon conventional design techniques where amplifier stages are compatible throughout, in an attempt to keep distortion to a minimum. While corners have been cut, notably in the preamplifier for magnetic cartridge, which has been optimised for low distortion rather than low noise, the figures for t.h.d (2nd and 3rd harmonics) are down to 0.003% where a complementary current source has been employed.

ONE WAY of holding harmonic distortion at a minimum level is to make each amplifying stage as compatible with its partners as possible, and in this outline a low-distortion voltage amplifier, of the form shown in Fig. 1, is used. Here, the input stage is a voltage-controlled current source and the second and third stages are current-driven voltage sources. Overall negative feedback in this type of circuit increases the output impedance of the first stage and reduces the input and output impedance of the second stage. However, these two stages are already compatible and the application of negative feedback improves the performance of the combined amplifier.

Power bandwidth limitation

For reasons of stability it is usual to connect a capacitor between collector and base of Tr₃. Its value is determined by the open loop unity gain point (ω_μ) required to keep the amplifier stable when overall feedback is applied. This point can be calculated, to a first approximation, from

$$\omega_\mu = \frac{\text{mut. cond. of 1st stage } (g_m)}{\text{compensation capacitor } (C_c)}$$

The current required to charge C_c is derived from the first stage, the maximum being the tail current of the differential amplifier. If a signal is applied

at the input, faster than the speed at which C_c can be charged, then the amplifier reverts from a linear mode to a slew-rate limited mode.

Slew rate

$$= \frac{i_{q1}(Tr_1)}{C_c}$$

where I_q = quiescent current (2)

Combining 1 and 2 we derive slew rate

as
$$\frac{\omega_\mu \times I_{q1}}{g_m}$$
 (3)

As ω_μ is fixed for a particular amplifier, slew rate can only be improved by increasing I_{q1} or decreasing the g_m of the first stage. Power bandwidth is related to slew rate (for a sine wave) by:

$$\omega_{\text{max}} = \frac{1}{V_p} \frac{dv_o}{dt} \text{max} \quad (4)$$

Thus the maximum usable sine wave frequency is a function of both the peak voltage and the slew rate and is given by

$$f_{(\text{max})} = \frac{\text{slew rate}}{\text{peak output voltage} \times 2\pi} = \frac{\omega_{\text{max}}}{2\pi}$$

Distortion

It is convenient to discuss the distortion level by separating the amplifier into three sections — the input stage, the voltage amplifying stage, and the output stage.

The operation of the differential amplifier, used for the first stage, is normally described in terms of mutual

conductance (g_m) whose units are mA/V. If g_m is plotted, it is found to vary in a non-linear manner with input voltage (V_{in}), g_m reaching its highest level when $V_{in} = 0$. The linear region can be extended, at the expense of g_m , by the use of emitter degeneration. The internal emitter impedance (r_e) should be kept small compared with the fixed emitter resistor, which necessitates a "tail" current of the order of 2mA if g_m is to be kept at a reasonable figure.

A serious form of distortion associated with this stage arises due to "early effect." This is also known as "base width modulation" and occurs due to changes in the width of the depletion layer of the collector/base junction as the potential across it is varied. This phenomenon generates distortion components at the input which are not reduced by negative feedback. Series voltage feedback can be the source of another form of distortion due to the common mode voltage modulating altering the depletion capacitance and the quiescent current I_q . To minimise these effects V_{ce} should be high, collector/modulation kept low, and a current source used to provide I_q .

Once these design steps have been taken, "even harmonic" distortion can be reduced to a very low value by matching IC₁ and IC₂.

The criteria for low distortion do not necessarily satisfy the requirements for the lowest possible noise; however, the use of low noise devices for Tr₁-Tr₂ provides a reasonable noise figure over a wide range of source impedances.

The second stage operates as a current amplifier, this task being best

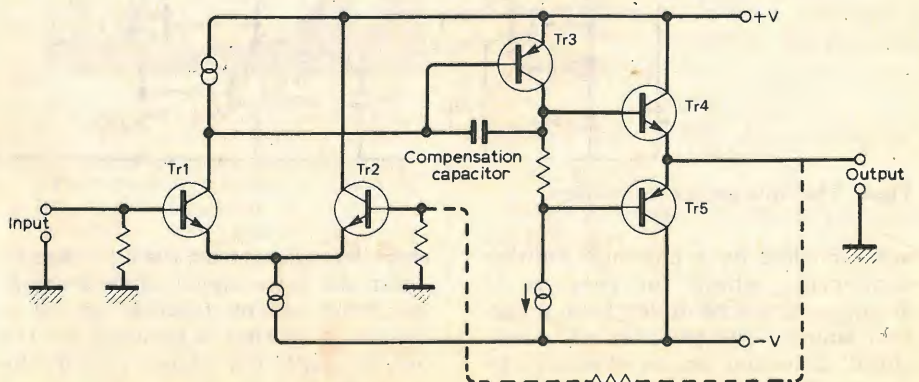


Fig.1. Low distortion voltage amplifier

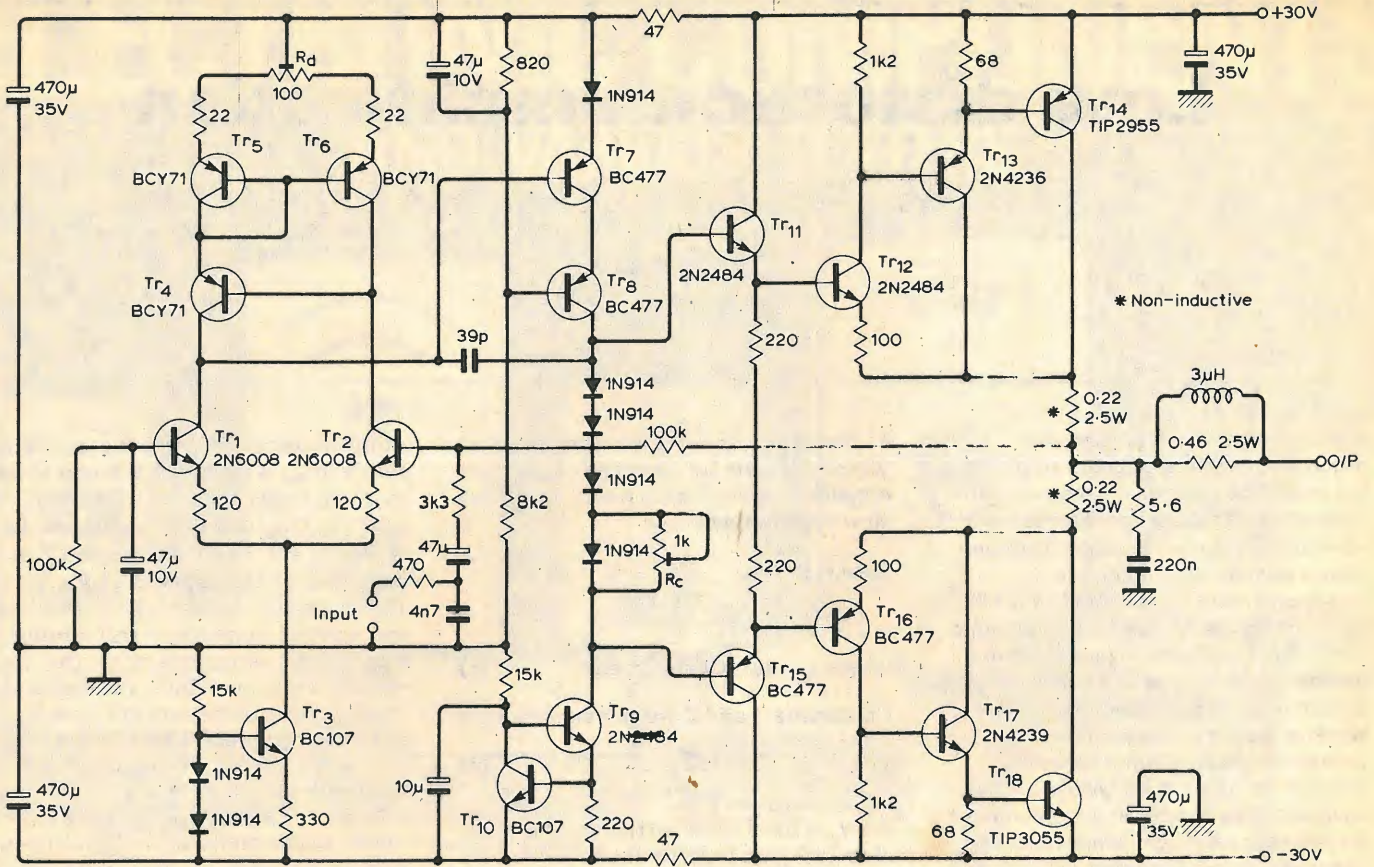


Fig.2. Main power amplifier circuit. This is an extended version of Fig.1

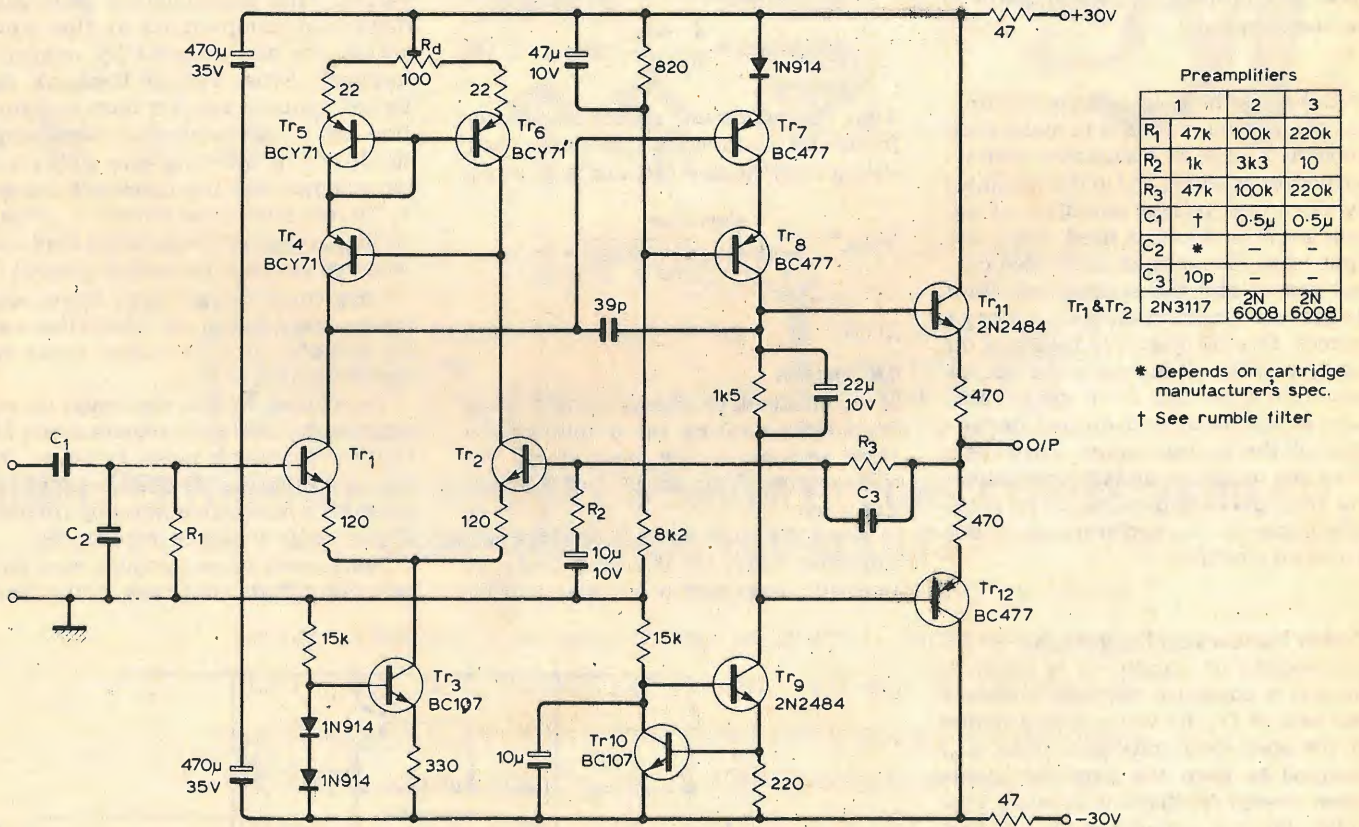


Fig.3. The "low power" amplifier

accomplished by a common emitter connection which for reasons of linearity, should be driven from a current source. The problem of "early effect" distortion can be overcome by using a cascode composite transistor, which decouples the generated

capacitive effects from the input signal. For low power applications a complementary emitter follower biased in class A is all that is required for the output stage. For higher power, the problems become more difficult, especially when the stage is operated in

class B. The four major contributors to the distortion were found to be crossover distortion, variations in h_{fe} of the power devices with current and frequency, high current wiring and changes in drive requirements at varying power levels and frequencies.

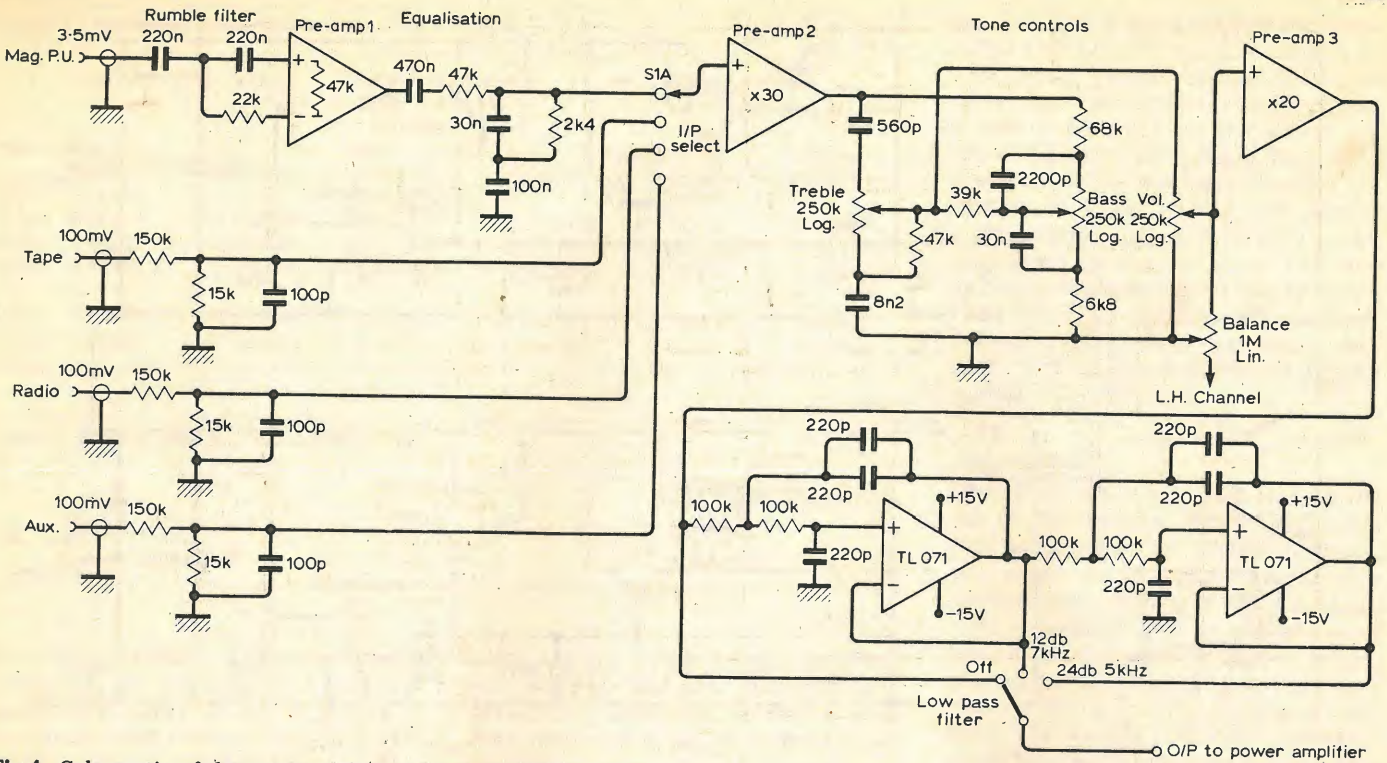


Fig.4. Schematic of the preamplifier and tone control stages

Points 1 and 2 can be minimised by the use of a "triple" which has excellent linearity, whilst the thermal isolation of the output devices gives a stable operating current. The quiescent current is still important, and should be set such that the "crossover spikes" just disappear.

Whilst measuring the distortion of this stage it was apparent that the layout of the high current wiring was extremely critical. In fact, any meaningful figures proved impossible to ascertain until certain modifications were carried out:

Star-configuration wiring was employed, high current wiring was kept to a minimum length and screened cable used for high current wiring, including earth returns.

A class A complementary emitter follower was used to interface the second-stage to the triple so as to reduce the influence of varying power levels and frequencies.

Circuit description

Figures 2 and 3 show a practical realisation of an amplifier based upon the design principles previously discussed. As both circuits are of similar design, one circuit description will suffice.

Tr₁-Tr₂ form a conventional differential amplifier, whose tail current, defined by Tr₃, is 2mA. Emitter degeneration has been added to increase the slew rate and flatten the g_m curve. The load for this stage comprises Tr₄, with Tr₅ and Tr₆ connected as a current mirror. This configuration also provides a push-pull current source to drive the next stage. The 100Ω potentiometer which connects the emitters of Tr₅ and Tr₆ is adjusted for cancellation of even

harmonic distortion.

Tr₇ is operated as a common emitter amplifier using the emitter impedance of Tr₈ as its load, ensuring the collector-base modulation is kept low. Tr₈ is connected as a common base amplifier and retains all the advantages of this mode of connection. The modulation of



After several years in industrial electronics, B. J. Codd joined the Electronics Development section of Leicester Royal Infirmary's Medical Physics Department as its senior technician. During the intervening 9 years he has been responsible for the development of a six-channel foetal e.c.g. monitor, now in use in the Infirmary's maternity wing, and an ultrasonic 2MHz doppler system for use in aortic blood flow analysis.

the internal collector-base capacitance of Tr₈ is now decoupled from the base of Tr₇, thus eliminating "early effect" and increasing bandwidth.

The output stages are fairly conventional and their typical problems have already been discussed. Of general consideration is the mode of feedback used in the power amplifier. Shunt feedback was used as it gave marginally better results. Series feedback may be used with a slight increase in even harmonic distortion.

The setting-up procedure for the amplifier depends on the equipment available, and for the best results a distortion factor meter should be used. R_d is adjusted for minimum distortion whilst R_c is adjusted such that the "crossover spikes" just disappear. If only a multimeter is available, then R_d should be set such that I_{c1} = I_{c2}, and R_c is adjusted for 20mA quiescent current through the output transistors. Where appropriate all adjustments should be made at 10kHz.

Low power amplifier, results

The amplifier exhibited a slew rate of 40V/μs which is close to the predicted value shown by (1).

$$(1) \text{ slew rate} = \frac{I_q}{C_c} = \frac{2 \times 10^{-3}}{39 \times 10^{-12}} \approx 50V/\mu s$$

This gives a maximum usable frequency at 50Vp-p of

$$(5) f_{max} = \frac{\omega_{max}}{2\pi} = \frac{40 \times 10^6}{25 \times 6.28} = 250kHz$$

To define the closed loop frequency response, a single pole low pass filter

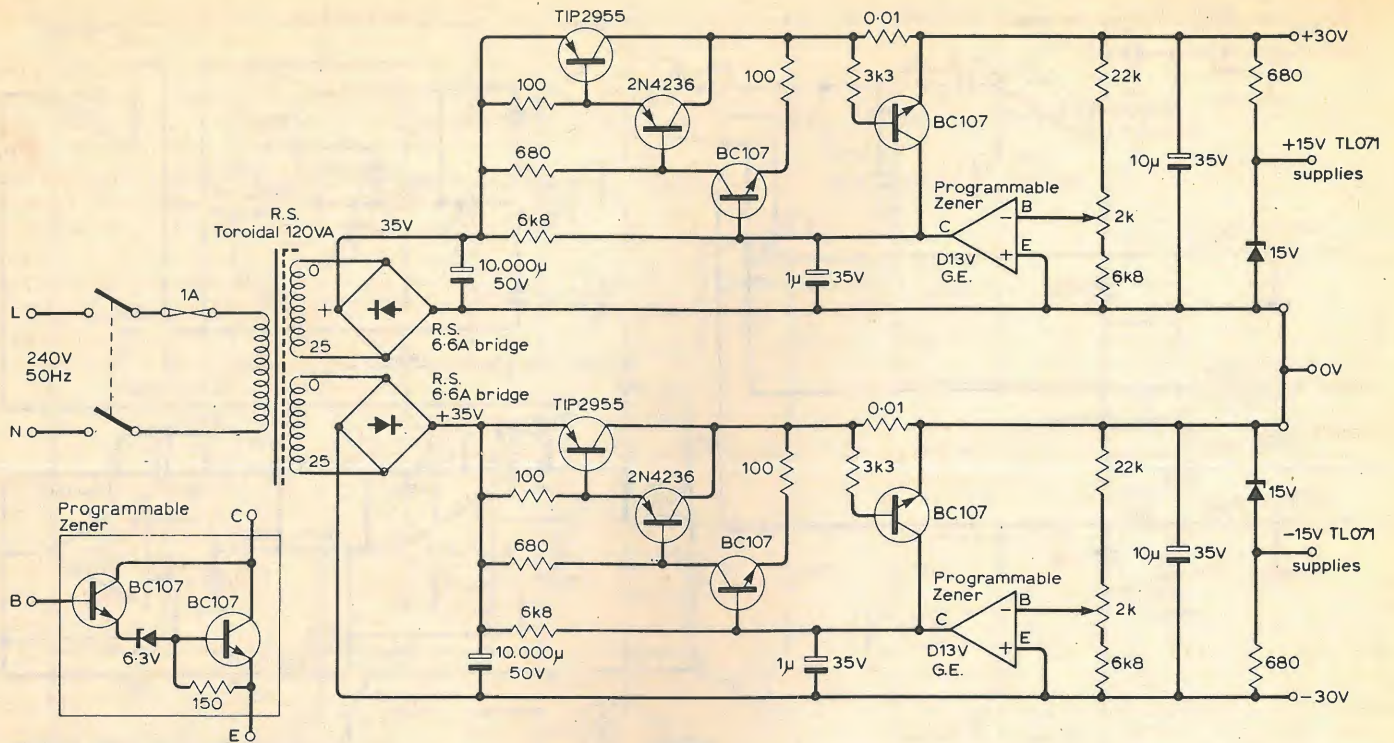


Fig. 5. Power supplies

was incorporated in the input circuit, with a 3dB point at 70kHz.

The inherent distortion of the system is shown in table 1, along with the results for the amplifier. All measurements taken on the amplifier were made with IC₁-IC₂ matched, at 50Vp-p into a 10k load, and a closed loop gain of 50. The noise figure of this stage depends upon the devices used for Tr₁ and Tr₂. For a magnetic cartridge, low noise transistors gave marginally better results than low noise f.e.t.s, although for higher resistances, low noise f.e.t.s such as the BF818 can be used to advantage.

Power amplifier

The frequency characteristics were as for the preamplifier and again a low pass 70kHz filter was incorporated into the input circuit.

The distortion results for the power amplifier are shown in table 1. These figures were taken at 40W continuous into 8Ω with IC₁ and IC₂ matched, and the quiescent current adjusted for minimum third harmonic distortion. All figures fell as power was reduced. If the quiescent current is adjusted above its optimum value, the third harmonic distortion rises to 0.008% at 40W continuous into 8Ω at 20kHz, and falls to a low value when the stage operates in class A.

The amplifier was stable with both capacitive and inductive loads, and showed little ringing when driving a 2.2µF capacitor with a 20kHz square wave. Although the distortion figures can be improved if the output stage is biased in class A, it is felt that the amplifier presents an acceptable compromise between minimising distortion and the convenience of class B.

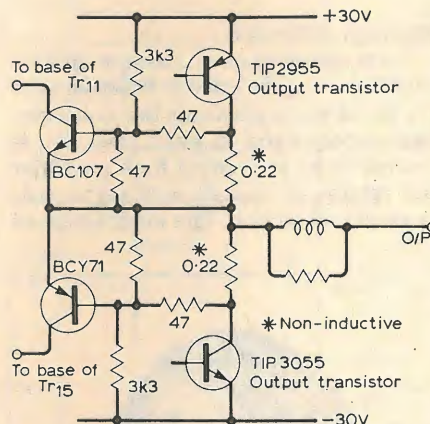


Fig. 6. Suitable output transistor protection circuit

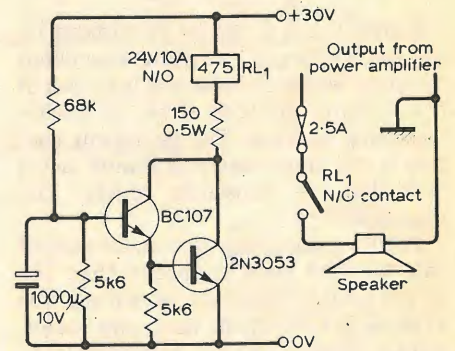


Fig. 7. Delayed relay speaker protection circuit

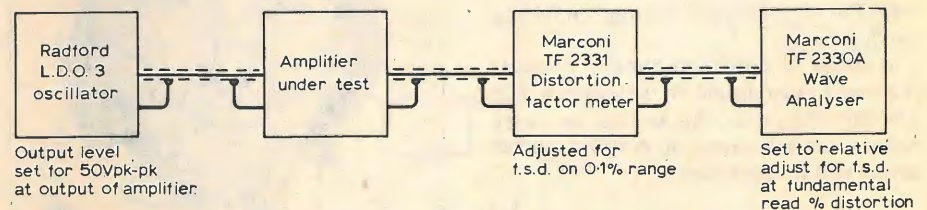


Fig. 8. Block diagram of harmonic distortion test set-up

The audio system

Figure 4 shows a complete audio system based upon the amplifiers just described. Passive equalisation and tone controls have been used, ensuring that the amplifiers are always operated under optimum conditions. An active high pass (rumble) filter was incorporated into the input circuit of the magnetic pick-up preamplifier. This filter has a 12dB/octave slope with a 3dB point at 25Hz.

The gain of the preamplifier is 34dB and this circuit is followed by a passive equalisation network which has an insertion loss of 23.5dB at 1kHz. The next stage, which is used for auxiliary inputs,

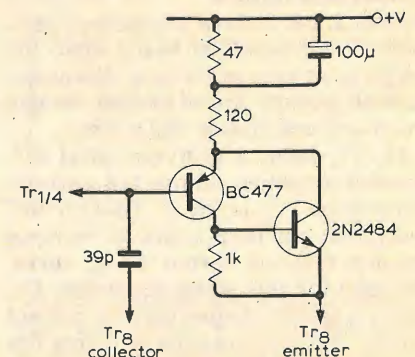


Fig. 9. Complementary current source. This modification to the "low power" amplifier output stage further reduces harmonic distortion content

Table 1. Harmonic distortion results.

	Oscillator		Lower power amp (50V p-p/10k Ω)		High power amp 40W continuous/8 Ω	
	2nd Harmonic	3rd Harmonic	2nd Harmonic	3rd Harmonic	2nd Harmonic	3rd Harmonic
60Hz	0.003%		0.003%		0.003%	
100Hz	0.003%	0.0003%	0.003%	0.0004%	0.003%	0.0008%
1kHz	0.003%	0.0003%	0.003%	0.0005%	0.0025%	0.0015%
5kHz	0.003%	0.0004%	0.0035%	0.0006%	0.002%	0.003%
10kHz	0.004%	0.0004%	0.003%	0.0006%	0.003%	0.003%
20kHz	0.005%	0.0005%	0.004%	0.0006%	0.003%	0.004%

Table 2. Second and third harmonic levels.

	2nd harmonic	3rd harmonic
original circuit	0.007%	0.006%
modified circuit	0.003%	0.003%
oscillator distortion	0.0025%	0.0003%

has a gain of 30dB. Thus the overall sensitivity in the magnetic pick-up position is 3.5mV at 1kHz, giving a maximum input of 500mV p-p at 1kHz, 1V p-p at 20kHz, and 50mV p-p at 50Hz, i.e. an overload capability (with reference to the nominal sensitivity) of 33dB, 40dB, and 17dB respectively.

The signal/noise ratio for this combined stage depends upon the devices used for the input transistors, these being shown in the Fig. 3 table.

The passive tone control (borrowed from the Mullard 3-valve preamplifier) features 15dB cut and boost with an insertion loss, in the flat position, of 20dB. The final stage has a gain of 26dB which drives either the power amplifier or the low pass filter.

This filter has a 12 or 24dB/octave slope, the 3dB points being 7kHz and 5kHz respectively. The f.e.t. input operational amplifier used for this stage has a slew rate of 13V/ μ s and a unity gain distortion of 0.01% at 30V p-p. at 10kHz.

Auxiliary circuits

The power supply used was a series pass circuit, supplying high currents with only a small voltage across the series transistor, thus keeping the dissipation to a minimum.

A delayed relay was used to protect the speakers against switch-on tran-

sients and the output transistors were protected by the now conventional circuit first described by Bailey and were mounted on a 4in x 4in finned heatsink.

Signal/noise ratios

The measurement of signal/noise ratios was achieved by using the TF2330A wave analyser, taking figures one octave apart over a 15kHz bandwidth with reference to a 5mV, 1kHz signal. Figures are also shown corrected for curve A weighting (A.S.A. sound measurements) which corrects for the response of the ear for low level signals.

Signal/noise ratio, magnetic cartridge input

50Hz-15kHz bandwidth	70dB
corrected for 'curve A'	78dB

Sensitivity

"magnetic" preamp	3.5mV
aux	100mV
power amp	700mV

for full output at 1kHz

The distortion figures for both amplifiers include oscillator distortion, hum, and noise. The distortion for both amplifiers fell with falling power out-

put. The low power amplifier was measured with a closed loop gain of 50.

So as to realise the low distortion capability of the complete audio system it was necessary to provide a separate power supply for the preamplifier. Also, it is possible to reduce even further the distortion level in the low power amplifier by replacing Tr₇ with a complementary current source. The two circuits were compared at 10kHz with a closed loop gain of 66dB and an output voltage of 50V peak to peak into a 10k-load. The results are shown in the related table. (Table 2).

Conclusion

The object of this approach was, by the use of conventional techniques, to design an amplifier with levels of distortion which would make it competitive with current commercial designs. However, a possible area of improvement remain in the class B output stage, although if biased in class A, third harmonic distortion falls to an insignificant level. The s/noise ratio on "magnetic" could have been improved but the fact that at normal operating levels the distortion content was below the sensitivity of the test instrument, and the s/noise ratio is really only 6dB above the theoretical minimum for a magnetic cartridge, means that the compromise seems to have been justified.

The design of the complete system lends itself very well to operational amplifier techniques, and it may well be that, at some future date, an enterprising company will convert it into i.c. form, leaving the audio designer free to optimise the associated circuits, with a consequent improvement in audio amplifier quality.

Printed circuit boards

A set of glass fibre printed circuit boards will be available for £16 (inclusive of v.a.t. and UK postage) from M. R. Sagin at 23 Keyes Road, London, NW2. The set comprises three identical stereo pre-amp boards and one power amp board. The p.c.bs are also available separately for £4.20.

Book Received

Audio System Design for Schools and Colleges, by R. H. Welch, is designed to provide impetus for CSE, 'O' and 'A' level students to take an interest in the workings of sound reproduction equipment. The preface expresses the view that the book will help students and teachers to design and construct audio gear, but one feels that the design aspect of this work has received a fairly shabby deal. On the other hand, it is an attractive and up-to-date introduction to the field and is a practical guide to the technical side of disc reproducing equipment. Circuits for amplifiers are presented — many using linear

i.c.s — and a very useful chapter goes quite fully into the design and building of loudspeaker enclosures. Turntables, too, receive a good deal of attention — again more practical than theoretical. A good glossary is provided, albeit with one or two errors and ambiguities, and a list of suppliers of materials and components is included. A small, but irritating point is that references are not numbered and are difficult to relate to the text. The book has 195 A5-size pages, is ring-backed in paper covers and costs £2.75 plus postage and packing from Trent Polytechnic, Burton Street, Nottingham.

Volunteers wanted

The British Talking Book Service for the Blind, which has supplied records and tapes to blind people for many years, is in need of volunteers to instal and maintain the tape cassette players currently in use. A complete spares service and assistance are available, if required, and the work consists mainly of routine maintenance and assistance to blind people in learning to use the machines. Anyone willing to assist in this way should write to E. L. Wade, British Talking Book Service for the Blind, Mount Pleasant Road, Alperton, Wembley, Middx.

CIRCUIT IDEAS

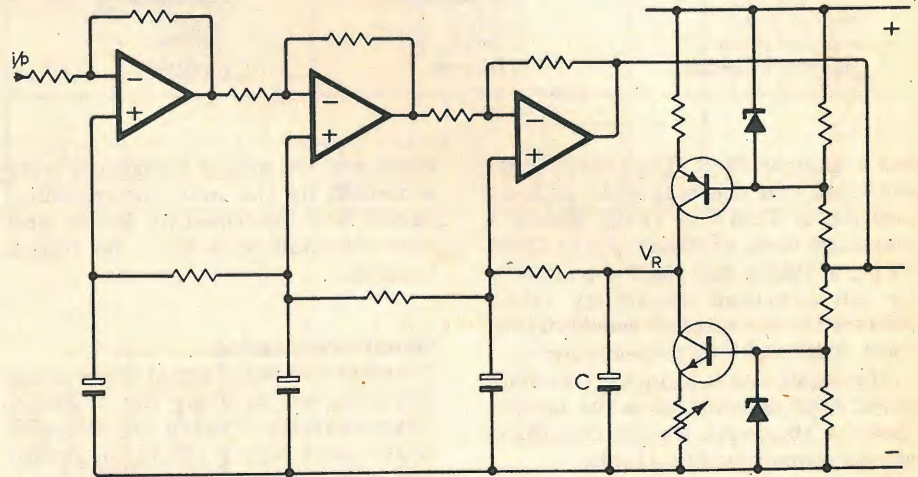
Zero-crossing detector

A square wave with any mark-to-space ratio can be obtained from input signals with a wide range of amplitudes. Offset voltage and current compensation are not required.

The two transistors form constant current sources and, when fed with a square wave, switch as a complementary pair. Capacitor C is alternately charged and discharged and if the current sources are balanced, V_R drifts up or down until a 1 to 1 ratio is achieved. If one emitter resistor is twice the value of the other, a 2 to 1 ratio is achieved. The reference voltage feeds all of the op-amps so the mark-to-space ratio is maintained wherever saturation occurs.

This arrangement produces little phase shift and is stable when used in a phase comparator, even with an input signal varying from $500\mu\text{V}$ to several volts.

J. C. Milward
Wokingham
Berks

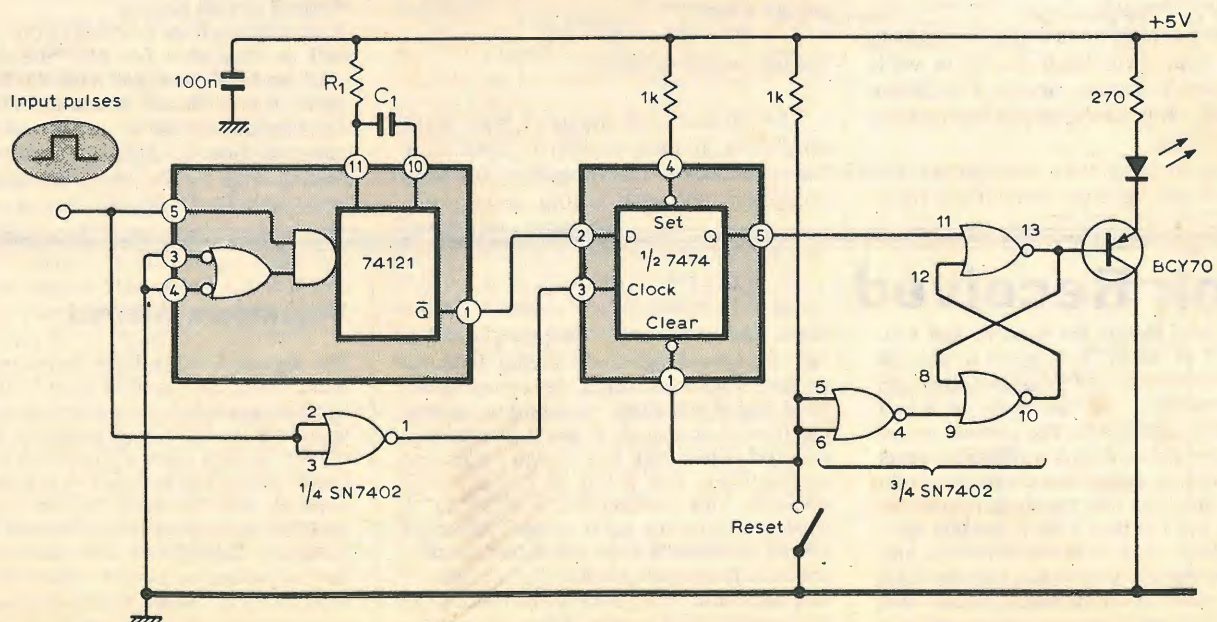


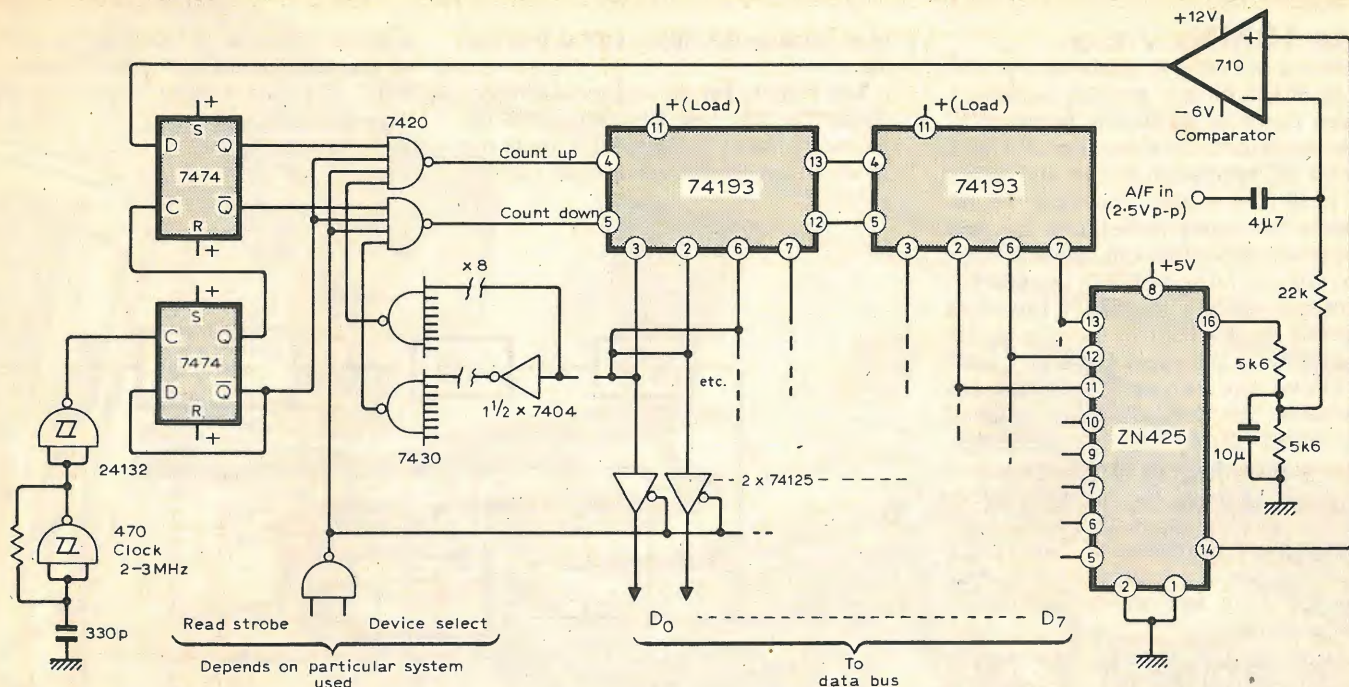
Pulse width detector

If the width of the input pulse does not exceed the width of the monostable pulse determined by $C_1 R_1$, the positive edge of the clock input to the 7474 produces a 0 at the bistable input and the transistor remains switched off. If the input pulse width is greater than the

74121 pulse, the flip-flop feeds a logic 1 to the bistable which then switches the transistor and l.e.d. on. Because the bistable acts as a latch, the l.e.d. remains on until the reset switch is activated.

R. E. S. Abdel-Aal
Sunderland Polytechnic





8-bit tracking a-to-d converter

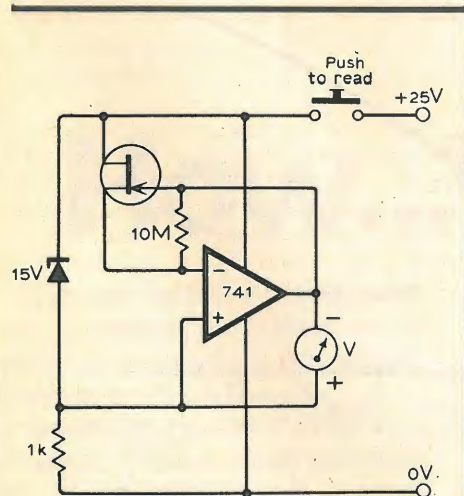
This converter is suitable for encoding audio signals onto an 8-bit micro-processor bus. The output of an up-down counter formed by two 74193 i.c.s, is converted to an analogue signal by the ZN425E. This signal is compared

with the analogue input to determine the direction of count, and the 7404 and 7430 provide an end stop to prevent counting over from FF to 00. The 7474 bistables control the count direction by allowing it to change only when the counter clock is inactive. The clock must run at a higher speed than the ZN425 settling time. Tri-state buffers interface the 8-bit output with a data bus, and are enabled/disabled by the device select and read data strobe inputs.

The converter can be interrogated asynchronously because a correct value is always obtainable. Because the circuit has an inherent low-pass action, analogue signal conditioning is not necessary and a sample/hold gate is not required.

Although noise performance is slightly inferior to successive approximation type p.c.m. encoders, it is not obtrusive.

M. D. Usher
Manchester



V_p meter

This economical circuit measures the gate-to-source pinch-off voltage of an n-channel f.e.t. without the need to manually adjust V_{gs}. The unit is particularly useful when selecting f.e.t.s for matched pairs in constant current sources.

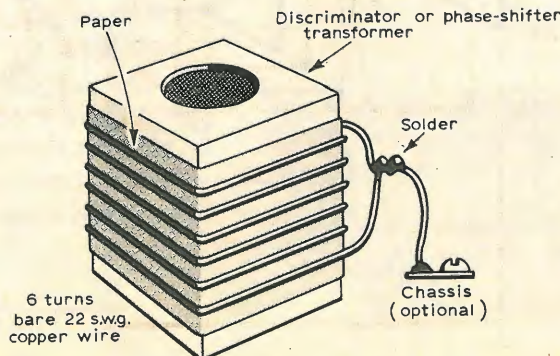
J. F. Gregg
Co. Wicklow
Eire

Magnetic screen for f.m. tuners

Because it has become common to stack audio equipment, modulation hum on v.h.f. is sometimes a problem due to magnetic fields from transformers. A simple and well tried solution is to wrap the discriminator or phase-shift coil case with a short-circuited coil of cop-

per wire. Six turns of 22 s.w.g. will suffice in most cases and earthing the wire is a convenient method of anchoring the spiral in place.

R. G. Young
Peacehaven
Sussex



1 to 10MHz v.c.o.

Most i.c. waveform generators and v.c.os either do not provide sufficient sweep range or sufficient bandwidth. This oscillator is an extension of a well known RC relaxation circuit and offers a 1 to 10 MHz range. Transistor Tr_1 increases the input impedance for low frequency operation and the feedback current is supplied via a photo-transistor. Output frequency therefore depends on the control current in the l.e.d. Because the upper frequency limit is above the range of the photo-transistor, the device is only supplied with direct current from a diode bridge. This arrangement also enables one photo-transistor to handle both halves of the oscillation cycle. Fast, low-capacitance germanium diodes are necessary in the bridge to minimise voltage drop and unwanted direct charge transfer.

An op-amp is used as a voltage to current converter, and to minimise thermal drift in the control opto-isolator, a dual device is used with one half in the amplifier feedback path. This technique also improves transfer linearity. At maximum frequency the control current in the relaxation oscillator and R_1 is about 1mA, so R_1 is selected for the required control voltage at the input.

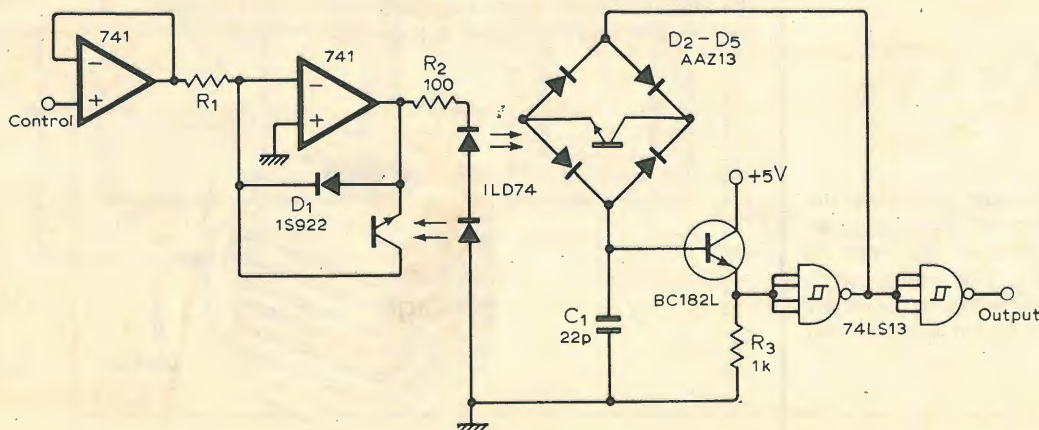
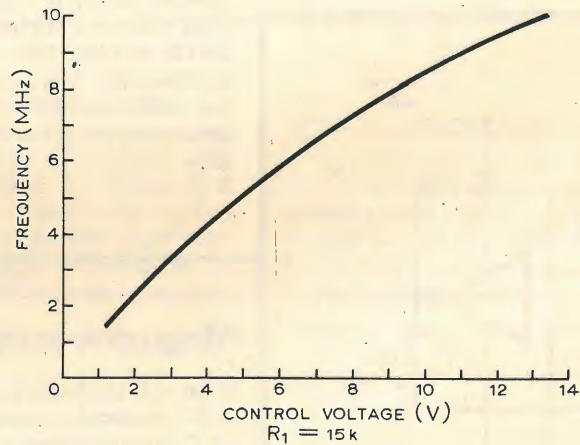
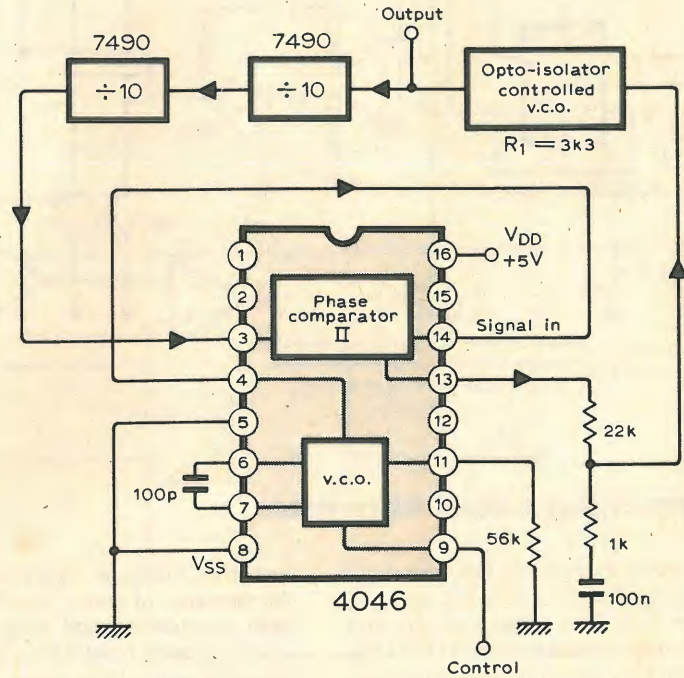
Although the circuit is simple, it will cover more than a decade range, about 0.5 to 13 MHz in the prototype, and can also be modulated. The output has an approximately equal mark-to-space ratio at 10MHz but this varies at lower frequencies. Linearity is not ideal, primarily because the waveform at Tr_1 base is not the ideal saw-tooth. However, this can be improved by a phase-lock loop as shown. The internal v.c.o. of a 4046 provides the signal input, and is not within the loop. The comparator input is provided by a divided output from the opto-isolator v.c.o. Linearity, thermal stability etc. of the circuit are now determined by the 4046 v.c.o. The values of C_2 and R_4 , which determine the frequency, are chosen so that only the lower half of the control range is


used because the upper half is less linear.

The penalty for an improved characteristic is that low frequency roll-off (about 75 Hz) of the loop filter limits the modulation frequencies that can be

applied. However, a LOCOS version of the 4046 offers a higher frequency limit of about 4 MHz which should overcome this problem.

D. H. Fallett
Bristol





How...Why...When?

Distress calls are made every day—hundreds each year, and in every case questions are asked. Questions which require accurate, up-to-the-minute answers. Answers that can only come from reliable and immediately accessible communications recordings.

When police, ambulance, fire, local ATC and other services are called upon, either by radio or telephone, they often receive hasty, garbled messages—sometimes several at a time. In such instances a positive need for communications


recording arises—a need for a system with instant message trace and replay—at the touch of a button—and at any speed to assist intelligibility.

All these facilities, and more, are available in the Racal Recorders 'Callstore' cassette recorder/reproducer. Actuated either by incoming audio signals or by local or remote control, Callstore uses four cassette transports, each giving up to four separate channels, including a search control track which is cued at the beginning of each message.

For details write to:

Racal Recorders Limited
Hardley Industrial Estate
Hythe, Southampton,
Hampshire, SO4 6ZH
England.
Telephone: 0703 843265.
Telex: 47600.

RACAL



Callstore, from Racal Recorders, answers all the questions.


WW — 092 FOR FURTHER DETAILS

Tektronix UK Ltd., PO Box 69, Coldharbour Lane, Harpenden, Herts. AL5 4UP.
 Tel: Harpenden 63141.

TELEQUIPMENT

Telequipment invented the low-cost 1000 series of oscilloscopes after thorough market research. It's what oscilloscope users said they wanted — a basic display unit with power supply and a choice of vertical and horizontal specifications, all in a tough portable format. Bandwidth 10 or 15 MHz, standard or high gain vertical amplifiers, a range of operating modes and new triggering features, optional rackmount versions, its the value-for-money performance you need.

**As professional
as it looks**



WW — 005 FOR
 FURTHER DETAILS

Date with destiny


For radio amateurs, the most important event for many years – the ITU World Administrative Radio Conference at Geneva – opens on September 24 and is due to last until November 30. While theoretically the conference could rewrite completely the entire international Table of Frequency Allocations for all services a more realistic view of the outcome is that much of the table will remain recognizably similar to the present allocations (which are still based largely on the Atlantic City, 1947 conference, although these were modified in 1959 at Geneva and have also been affected by specialized conferences on space satellites, etc.). Nevertheless, important changes affecting the amateur service are anticipated – always assuming that WARC is able to reach real agreements and does not result mainly in a proliferation of footnotes and further regionalization.

Radio amateurs will be represented at Geneva by an IARU team of accredited "observers", and some countries including the U.K. have invited amateurs to attend as members of national delegations.

There is a feeling that the proposals submitted in advance pose few serious threats to the current Region 1 allocations to amateurs either on h.f. or above 30MHz, but it is realised that at any time during the conference dangers could emerge as part of the inevitable 'horse-trading' needed to reach compromise agreements. The official U.K. proposals include the three additional h.f. bands at 10.1, 18.6 and 24.0 MHz, although Roy Stevens, G2BVN, the RSGB's Telecommunications Liaison Officer has described support for these extra bands from other Region 1 countries as "rather disappointing".

Further evidence of the continuing value of the amateur service in contributing to radio propagation research is contained in a recent article in the ITU's "Telecommunication Journal" (Vol 46, VI/1979) by K. J. Hortenbach and F. Rogler of the German broadcasting service, Deutsche Welle. This underlines the importance of "chordal hop long-path" h.f. propagation in providing a reliable broadcast service to Australia from West Germany. The chordal hop mode was first described some twenty years ago by H. J. Albrecht as a result of careful observations on 3.5, 7 and 14MHz signals from West European amateurs as received in New South Wales, Australia. He realised that these signals were heard at times and at strengths which could not be accounted for by conventional multi-hop propagation modes, with their losses due to multiple ground reflections and D-layer crossings.

It is now at last becoming accepted that dawn and dusk tilts in the ionosphere regularly result in long-distance chordal hop, making transmis-



sion to Australia and New Zealand extremely reliable. It is worth noting that if amateur bands at 10 and 18 MHz had been available during the past twenty years, the work of confirming the chordal hop theories would have been eased considerably.

Top band activity

Since the disappearance of the 1.9 to 2.0 MHz loran pulses, Top Band (1.8 to 2.0MHz) has become a much more attractive night-time amateur band. This has been reinforced by the increasing number of countries (now including the USSR and Spain) which permit amateur operation in segments of this band. Stew Parry, W1BB, doyen of the 1.8MHz enthusiasts, has pointed out that good conditions on this band have little relationship to normal h.f. propagation predictions and he advises "the only real way to success is to monitor the band constantly".

The band remains a useful testing ground for low-power equipment with a continuing mixture of s.s.b./c.w./a.m. modes. Recent contacts have shown, for example, that Ray Coley, G3IFF, of Havant uses an all-band direct-conversion transceiver from a motorcycle battery, while a flat-dweller in Northern Ireland has a 135ft "invisible" aerial using 28s.w.g. steel wire. The band is also a good place to try-out the new low-cost v.m.o.s. power f.e.t.s such as the VN10KM and VN67AF devices, both of which cost under £1 and which can readily be used in parallel to provide a few watts of r.f. output.

From all quarters

The RSGB Telecommunications Liaison Committee has set up a sub-committee to investigate the recent proposals (WoAR, June 1979) of the European CW Association that there should be a U.K. c.w.-only "Novice" licence. It is expected that if the idea is approved by the committee, an official approach will be made to the Home Office.

It is now clear that no further activity can be expected from the Russian amateur radio satellites, RS1 and RS2, launched in October 1978. The relatively

short operational lifetimes have been ascribed to excessive radiation problems during the launch period. Oscar 7 and 8 are still operational, although Oscar 7 launched in November 1974 is thought to be reaching the end of its long operational life. There is apparently a good possibility of a Phase III Oscar (geostationary orbit) launch in Spring 1980.

John St Clair, ZS2JR, of Port Elizabeth is believed to be the only amateur in southern Africa receiving weather pictures from the geostationary satellite, Meteosat, on 1691MHz. For an antenna he uses a 2-metre dish cut from a surplus Post Office 4-m diameter dish.

Tropospheric ducting between Hawaii and California is reported to have resulted in the setting up of a new world record on 432MHz. A contact between WB6NMT in California and KH6HME in Hawaii spanned some 4000km.

The Home Office has agreed that any r.t.t.y. (radio-teleprinter) mode defined by CCIR documents may now be used by UK amateurs on any band where r.t.t.y. is permitted. Among those taking advantage of these new facilities are Peter Martinez, G3PLX, and Dave Wicks, G3YYD, who have developed a microprocessor-based system that meets CCIR Recommendation 476 (known commercially as Spector, Sitor and Microtor etc). Their system, termed Amtor, is proving highly reliable over a 200km path on 144MHz.

In brief

During 1978 the number of Australian amateur licences increased from 8483 to 10587, of whom 5611 held 'full' licences, 2933 held 'limited' (Class B-type) licences and 2024 held the more recently introduced 'novice' licences . . . Membership of the New Zealand Association of Radio Transmitters increased from 3175 to 3410 during 1978 . . . The sixth Welsh Amateur Radio Convention will be held on September 30 at Oakdale Community College, Blackwood, Gwent . . . A Scottish VHF Convention is to be held on September 22 at Dundee Technical College, Dundee . . . An "EI/GI Convention 1979" is being held on October 14 at Ballymascanon House Hotel, Dundalk, Co Louth . . . A "Jersey Radio Convention" is at Hotel de France, St Saviour Road, St Helier on September 22-23 . . . The RSGB HF Convention, announced for September 15 in Birmingham had to be cancelled due to lack of support . . . An amateur radio seminar is being held in the Palais des Expositions, Geneva on September 22 as part of "Telecom 79" . . . The Amateur Radio Retailers Association's national amateur radio exhibition will be at the Granby Halls, Leicester from November 8 to 10.

PAT HAWKER, G3VA

Passive notch filters — 3

How to design narrow-band filters for the range 1 to 100MHz

by G. Kalanit, B.Sc., M.I.E.E., Rediffusion Engineering Ltd

Selecting the right type of filter for the particular job at hand from the literature is laborious and time consuming. And little information is provided about design procedure and hardware. These articles provide design procedure and simple formulae by way of examples as well as hardware details. To simplify the description of the examples sufficient formulae and statements are given without theoretical proof; normally theoretical and mathematical development is left to the end of each section. A bibliography accompanies this final part.

THESE ARTICLES concentrate mainly on null-type notch filters derived from a prototype lattice or Wheatstone bridge. At the notch frequency the arms of the

bridge are made to resonate into four equal resistances which perform a null of the bridge and no output of the frequency appears at the filter output. At all other frequencies the filter acts as an all-pass network.

The lattice which possesses four resonant arms is a balanced type of network. In most practical applications an unbalanced or grounded form that employs only two resonant arms is preferred, achieved with a hybrid transformer.

There are number of unbalanced configurations, all of which use the same hybrid transformer and the choice depends on the particular application at hand. The notations of the formulae refer always to the prototype lattice; thus the same set of formulae serve all the variations.

hand side scale of the nomograph with resonant frequency 100MHz, the result is a coil diameter of 0.6in and number of coil turns is 17. Also the wire gauge is 23 (right hand side scale). A grooved ceramic coil former of diameter 0.6in was available and was wound with 15 turns of 23 s.w.g. tinned copper wire. Coil height was 0.7in. The coil was then fitted inside 1.4in long square copper tubing of inside dimension 0.8in, mentioned above. One end of the coil was soldered to the copper tubing.

The measured f_{oc} of the helical resonator turned out to be $f_{oc} = 96\text{MHz}$. Re-calculating equations 5-2 and 5-3 with $\theta = 1.08$ radians gives $Z_o \approx 750\text{ohms}$, which closely agrees with the nomograph 15 turns point. To find the resonating capacitor

$$C = \frac{1}{\omega Z_o \tan \theta} \tag{5-4}$$

$$C = \frac{1}{2\pi \times 66 \times 750 \tan 1.08} = 1.72\text{pF}$$

Example 5: Helical resonator low-Z notch filter

To avoid confusion in the present example the suffix o is dropped from f_o and ω_o ; instead f and ω are used.

A notch filter is required at $f = 66\text{MHz}$ with 3dB bandwidth of $f_3 = 1\text{MHz}$ and $R_s = R_l = 75\text{ohm}$. From equation 4-7

$$L_b/2 = \frac{R/2}{2\pi f_3} = \frac{75/2}{2\pi} = 6\mu\text{H}$$

To have small insertion loss, say of 1dB, $2R_a$ is about $2R_a = 20\text{ohm}$; hence $R_b/2 = 2R_a/4 = 5\text{ohm}$. From equation 4-10, extra insertion loss is

$$\frac{75 + 75}{75 + 75 + 20} = 0.88 \rightarrow 1\text{dB}$$

From equation 4-1

$$Q_b = \frac{\omega \cdot (L_b/2)}{R_b/2} = \frac{2\pi \times 66 \times 6}{5} \approx 500$$

To achieve such a high Q a helical resonator is tried, described in references 15 to 17. In the present example a helical resonator in a square shield is used. From the nomogram, on page 502 of Handbook of Filter Synthesis by A. I. Zverev (reference 3) a Q of 500 is selected on the right, hand side vertical scale. A square copper tubing of inside dimension 0.8 was available. Hence from the nomogram a straight horizontal line through $Q = 500$, shield size 0.8 gives a resonant frequency of about 100MHz, i.e. at $f_{oc} = 100\text{MHz}$ the helical resonator behaves like a

quarter-wave transmission line with the far end short-circuited and the near end open circuit. At lower frequencies the helical resonator is inductive; its reactance is

$$X = Z_o \tan \theta \tag{5-1}$$

where Z_o is the characteristic impedance of the helical resonator,

$$\theta = \frac{f}{f_{oc}} \cdot \frac{\pi}{2} \text{ radians} \tag{5-2}$$

f is the notch frequency (66MHz), and f_{oc} the open-circuit resonance frequency of the helical resonator (100MHz).

$$\therefore \theta = \frac{66}{100} \cdot \frac{\pi}{2} = 1.037 \text{ radians}$$

To simply notation replace $L_b/2$ by L . $L_b/2 = L = 6\mu\text{H}$. The characteristic impedance of the helical resonator is found from

$$Z_o = \frac{2\omega L}{\left[\frac{\theta}{\cos^2 \theta} + \tan \theta \right]} \tag{5-3}$$

Thus

$$Z_o = \frac{2(2\pi \times 66) \times 6}{\left[\frac{1.037}{\cos^2 1.037} + \tan 1.037 \right]} = 873\text{ohms}$$

Joining $Z_o = 870\text{ohms}$ point on the left

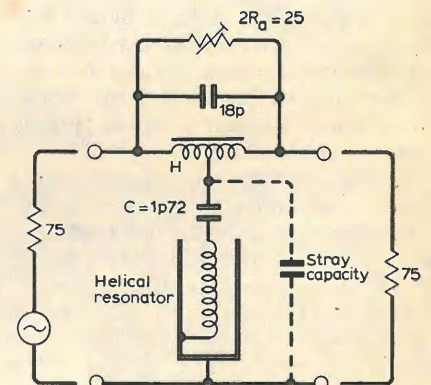


Fig. 5-1

The practical notch is shown in Fig. 5-1, where the 3dB bandwidth is 1.1MHz at 66MHz.

The 18pF capacitor across $2R_a$ was found empirically to give minimum setting of $2R_a = 25\text{ohm}$ and best notch rejection of -76dB . The function of the capacitor may be explained as balancing the stray capacitance appearing across arm 'b' of the notch circuit.

The hybrid transformer was the same as that shown in example 1.

Derivation of foregoing formulae

The helical resonator is a short-circuited transmission line with its reactance given in equation 5-1. When

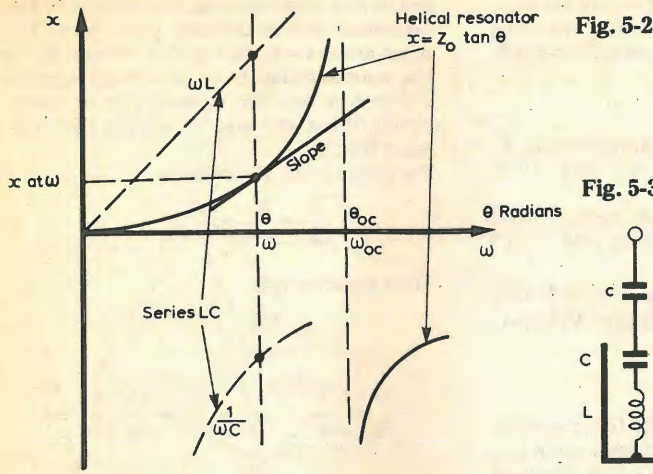
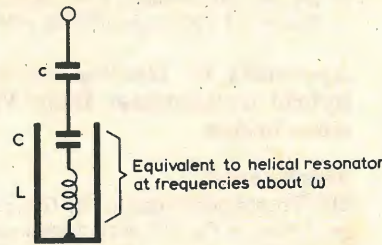


Fig. 5-2

Fig. 5-3



$\theta = \pi/2$ radians, $x = \infty$ and thus $\theta_{oc} = \pi/2$. For $\theta < \pi/2$ the reactance is inductive, shown in reactance graph in Fig. 5-2. From transmission line theory (see reference 7, pp.552/3)

$$\theta = \beta x = \frac{2\pi}{\lambda} \cdot x = \omega T x$$

Hence for a transmission line whose length x equals quarter wavelength λ ,

$$\theta = \frac{2\pi}{\lambda} \cdot \frac{\lambda}{4} = \pi/2 = \theta_{oc}$$

and

$$\frac{\theta}{\theta_{oc}} = \frac{\pi T x}{\omega_{oc} T x} = \frac{f}{f_{oc}}$$

As $\theta_{oc} = \pi/2$

$$\frac{\theta}{\pi/2} = \frac{f}{f_{oc}} \text{ or } \theta = \frac{f}{f_{oc}} \cdot \pi/2$$

which is equation 5-2.

At ω the helical resonator approximates to reactance of slope S ,

$$S = \frac{dx}{d\omega} = \frac{d(Z_0 \tan \theta)}{d\theta} \cdot \frac{d\theta}{d\omega}$$

From equation 5-2,

$$\theta = \frac{\omega}{\omega_{oc}} \cdot \pi/2$$

$$\frac{d\theta}{d\omega} = \frac{\pi/2}{\omega_{oc}}$$

Hence
$$S = Z_0 \sec^2 \theta \cdot \frac{\pi/2}{\omega_{oc}} \quad 5-5$$

The slope at ω may also be presented by a series circuit of inductance L in series

with capacitance C . Thus $x = \omega L - 1/\omega C$ and

$$S = \frac{dx}{d\omega} = L + \frac{1}{\omega^2 C} \quad 5-6$$

Hence the helical resonator may be represented, at frequencies near ω , by an equivalent series LC circuit. The equivalent circuit of arm 'b' is shown in Fig. 5-3.

For resonance at ω , two conditions are to be met

- Reactance $x = Z_0 \tan \theta$ has to be cancelled by negative reactance of small c , thus

$$1/\omega L = x = Z_0 \tan \theta, \quad 5-7$$

which proves equation 5-4.

- Resonance at ω also to occur with inductance L in series with capacitors c and C ,

$$\omega^2 L = \frac{1}{C} + \frac{1}{c} \quad 5-8$$

L is the inductance $L_b/2$ in equation 4-7 for low Z notch.

From equation 5-7

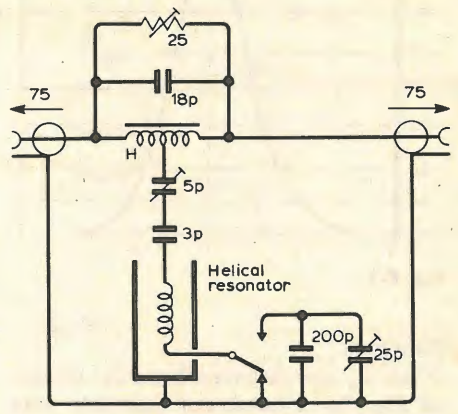
$$\frac{1}{c} = \omega^2 \cdot \frac{Z_0 \tan \theta}{\omega}$$

and from equation 5-6

Example 6: Crystal low Z notch and bandpass

This example, Figs. 6-1 and 6-2, was not a design effort, but rather an exercise to find out the usefulness of a 3.5MHz crystal, which happened to be available, in a notch circuit (see also ref. 3). The hybrid transformer was similar to the one in Fig. 1-8, but with four bifilar

Fig. 5-4



$$\frac{1}{C} = (S-L) \cdot \omega^2$$

Substituting both items in equation 5-8

$$\omega^2 L = (S-L)\omega^2 + \omega^2 \cdot \frac{Z_0 \tan \theta}{\omega}$$

$$\therefore 2L = S + \frac{Z_0 \tan \theta}{\omega}$$

Substitute S from equation 5-5

$$2L = Z_0 \sec^2 \theta \cdot \frac{\pi/2}{\omega_{oc}} + \frac{Z_0 \tan \theta}{\omega}$$

$$2\omega L = Z_0 (\sec^2 \theta \cdot \frac{\pi/2 \cdot \omega}{\omega_{oc}} + \tan \theta)$$

$$= Z_0 [(\sec^2 \theta) \theta + \tan \theta]$$

This proves equation 5-3.

Switched notch filter

The circuit of Fig. 5-1 was required to be switched between two adjacent carriers, the difference in frequencies being about 0.4MHz. A small bistable relay was employed, see Fig. 5-4. The 5pF trimmer was used to tune to the lower frequency first; then the 25pF trimmer used to tune the other frequency (see ref. 6).

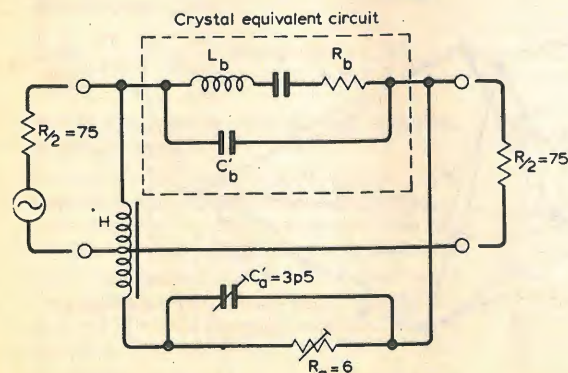
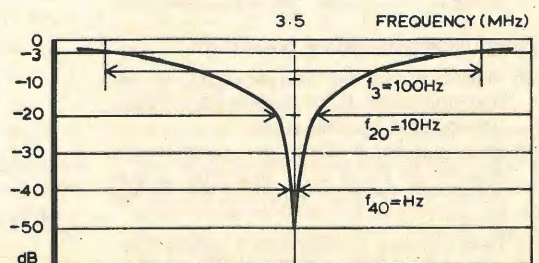


Fig. 6-1

Fig. 6-2 Response of notch



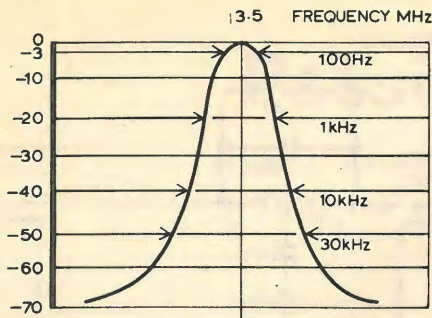


Fig. 6-3

Bandpass

When R_a was removed from the circuit of Fig. 6-1 a bandpass response was obtained.

In the bandstop case with careful adjustment of C'_a , thus balancing the parallel capacitance C'_b of the crystal enabled an attenuation of -7 dB to be obtained.

Bibliography

- 1 Maximum output networks for telephone substation and repeater circuits. G. A. Campbell and R. M. Foster. *Trans. of the American IEE*, Feb. 1920, vol. 39 part 1, p.232.
- 2 Synthesis of passive networks. E. A. Guillemin. Wiley, 1957, pp.196 to 201.
- 3 Handbook of filter synthesis. A. I. Zverev. Wiley, 1967, p.422.
- 4 Reference data for radio engineers. ITT, 1956, 4th edition, p.253.
- 5 As ref. 4, pp.143, 145.
- 6 Design of digital notch filters. K. Hirano, S. Nishimura and S. K. Mitra. *IEEE Trans*, vol.COM-22, 1974, p.964.

Notch filters

- 7 Wavetraps with infinite Q. T. Roddam, *Wireless World*, vol. Apr. 1945, p.118.
- 8 An analysis of the bifilar-T circuit, RCA, 1954, LB-961.
- 9 Notch filters. G. Kalanit, R.&R. Research Ltd, INV/126, Nov. 1964.
- 10 The theory of null traps. A. N. Thiele, *Proc. IREE (Australia)*, July 1965.
- 11 Design of a high frequency notch filter. F. F. Kuo and D. F. Dawson, *Proc. IEEE*, letters, vol. 56, 1968, p.327.
- 12 Combating television interference. *Wireless World*, vol. 74, 1968, p.329.

Filters employing ceramic resonators or crystals

- 13 Resistance compensated band-pass crystal filters for use in unbalanced circuits. W. P. Mason, *BSTJ*, vol. 16, Oct. 1937, no.4.
- 14 Narrow-band crystal filter design. J. Lang, *Electro-Technology*, June 1964, p.116.

Filters employing helical resonators

- 15 Helical resonator design chart. W. W. Macalpine and R. O. Schildknecht, *Electronics*, 12 Aug. 1960, p.140.
- 16 Switched notch filter for Guard carrier system in Band I. G. Kalanit, R.&R. Research Ltd, Apr. 1964, no. NF/22/525 lines.
- 17 Helical filters, as reference 3, pp.499-504.

Filters employing surface wave resonators

- 18 70MHz surface-acoustic-wave resonator notch filter. D. P. Akitt, *Electronics Let-*

ters, vol. 12, Apr. 1976, p.217.

- 19 Narrow-band filters employing surface-acoustic-wave resonators. Y. Koyamada, F. Ishihara and S. Yoshikawa, *Proc. IEEE*, vol. 64, May 1976, p.685.

Hybrid transformer

- 20 Some broad-band transformers. C. L. Ruthroff, *Proc.IRE*, vol 47, Aug. 1959, p.1337.
- 21 Hybrid transformers. E. F. Sartori, *IEEE Trans*, vol. PMP-4, Sept. 1968, p.59

Appendix G. Derivation of the hybrid transformer from Wheatstone bridge

Resistive bridge

The Wheatstone bridge in Fig. G-1, re-drawn as a lattice in Fig. G-2, is re-drawn again to a tetrahedron shape in Fig. G-3 to show its three-fold symmetry. Each pair of non-adjacent arms is called a conjugate pair (see reference 1). When the bridge is balanced, an e.m.f. produced in any arm will not induce any power in its conjugate arm.

Thus, for an e.m.f. in arm 's', no voltage drop exists across 'r', i.e. $V_3 = V_4$, and the arms resistance ratio is $m/n = P/q$ or $pn = mq$. G-1

Similarly for the conjugate pair 'n', 'p'; an e.m.f. in 'n' produces no power 'p'. $V_1 = V_3$ when $s/m = q/r$

$$\therefore sr = mq$$

and from equation G-1

$$sr = mq = pn \tag{G-2}$$

Equation G-2 provides the condition for the three conjugate pairs where each arm is isolated from its conjugate. For an e.m.f., say,

in arm 's'; the power will be dissipated in 's' and its four adjacent arms, but none in 'r'. For maximum power transfer from 's' to the other arms; $s = Z_{in}$ in Fig. G-4, where ' Z_{in} ' is the input impedance. As no voltage appears across 3, 4, one can open-circuit or short-circuit or put any load 'r' and get the same result for ' Z_{in} '.

For open-circuit 'r' condition,

$$\frac{1}{Z_{in}} = \frac{1}{p+q} + \frac{1}{m+n}$$

From equation G-2

$$p = \frac{mq}{n}$$

$$\frac{1}{Z_{in}} = \frac{1}{\frac{mq}{n} + q} + \frac{1}{m+n} = \frac{q+n}{q(m+n)}$$

thus

$$s = Z_{in} = \frac{q(m+n)}{q+n} \tag{G-3}$$

From equations G-2, G-3 and Fig. G-4,

$$Z_{out} = r = \frac{mq}{s} = \frac{m(q+n)}{(m+n)} \tag{G-4}$$

Symmetrical resistive bridge

The tetrahedron is made symmetrical about the vertical plane through nodes 1, 2 and 5 which is the centre of arm 'r', by making $p = m$, and thus $q = n$. It is shown in Fig. G-5, where from equation G-3;

$$s = \frac{n(m+n)}{n+m} = \frac{m+n}{2} \tag{G-5}$$

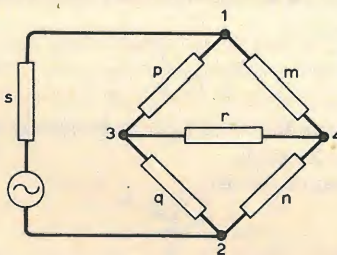


Fig. G-1

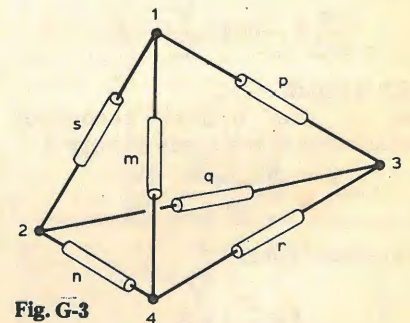


Fig. G-3

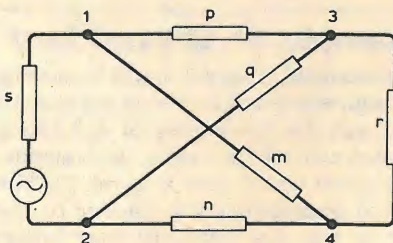


Fig. G-2

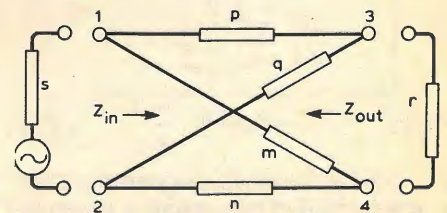


Fig. G-4

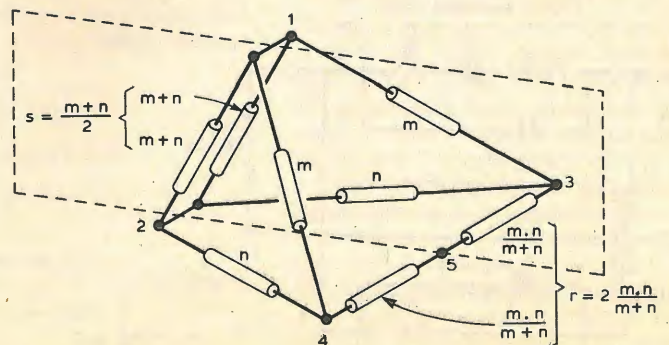
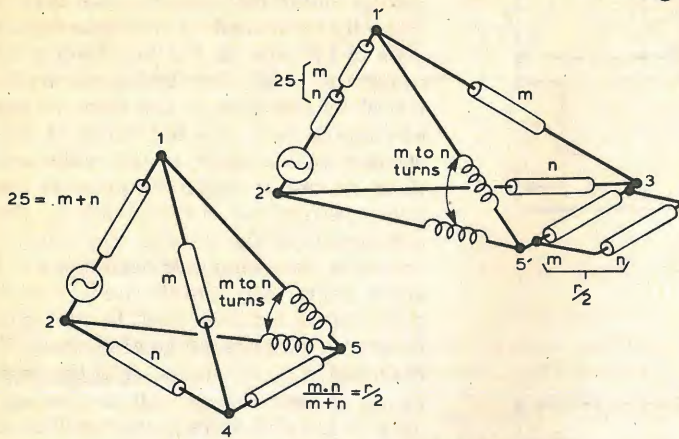


Fig. G-5

Fig. G-6



and from equation G-4

$$r = \frac{m(n+m)}{m+n} = 2 \cdot \frac{mn}{m+n} \quad \text{G-6}$$

Resistive hybrid transformer circuit

The tetrahedron can now be divided into two equal halves with the aid of two ideal transformers called hybrid transformers (see also references 20, 21). If the transformers shown in Fig. G-6 have the same ratio as the corresponding arms 'm' and 'n', no voltage drop develops across 4 to 5 and across 5 to 3. Thus, the bridge balance remains, while the number of arms is reduced from total of six to four in each half.

The left-hand side, re-drawn in Fig. G-7, provides the general hybrid network, with two conjugate pairs of arms (see also reference 21).

From equation G-5 and G-6 $2s = m+n \rightarrow$ series combination of m and n, and $r/2 = mn/(m+n) \rightarrow$ parallel combination of m and n. Thus, $2sr/2 = m \cdot n$ are the two conjugate pairs G-7. If, for example; $m/n = 2/1$ and m is 30ohm, then $n = 15\text{ohm}$, $2s = 45\text{ohm}$ and

$$r/2 = \frac{30 \times 15}{30 + 15} = 10\text{ohm}$$

The hybrid transformer turns ratio is 2:1. The power transmitted by an e.m.f. in any one arm is divided between the source and the other conjugate pair. Half is absorbed by the source while the other half is divided between the arms of the other conjugate pair in the ratio of $m:n$. Other equivalent configurations to Fig. G-7 are shown below.

In Fig. G-8 arm '2s' is transformed by the auto-transformer action of the hybrid from across nodes 1, 2 to

$$2s \left[\frac{m}{m+n} \right]^2 = \frac{m^2}{m+n} \text{ across nodes 1, 5.}$$

Hybrid transformer circuits with complex impedance arms

When $m=n$ one recognises the hybrid transformers employed in the above notch filters. The foregoing in this section describe the condition at null when the arms are resistive. When the reactive arms are not in resonance the condition of a constant resistive network is $R^2 = a \cdot b$ where the source equals the load equals R. The configuration of Fig. G-1 may be drawn, as in Fig. G-12, with a hybrid transformer of turns ratio 1:1.

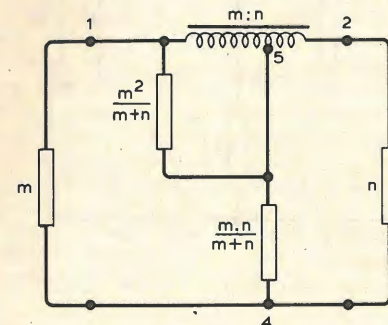


Fig. G-8

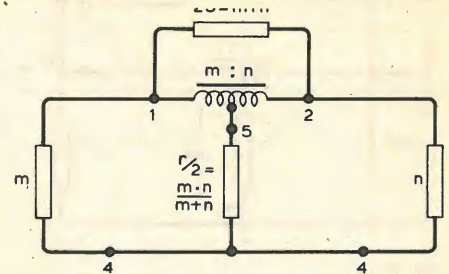


Fig. G-7

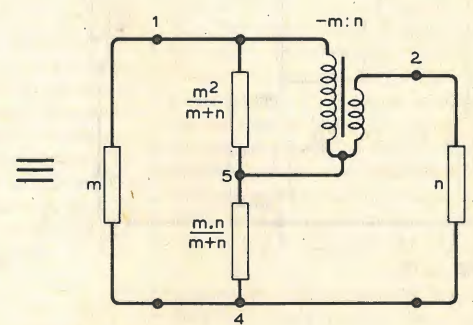


Fig. G-9

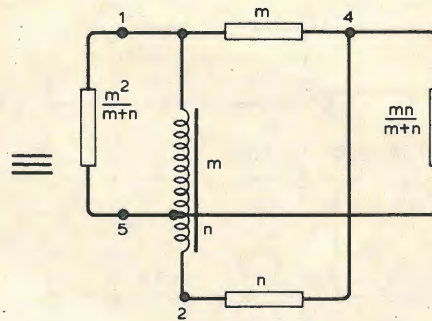


Fig. G-10

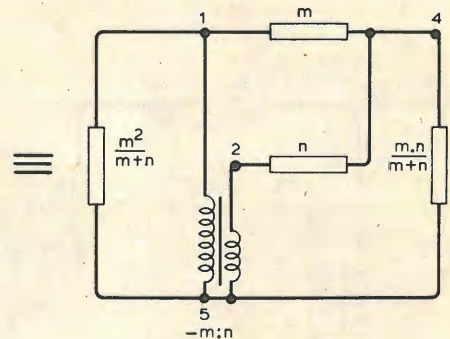


Fig. G-11

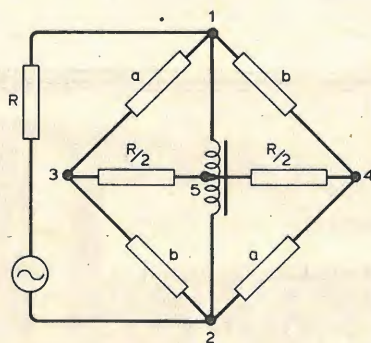


Fig. G-12

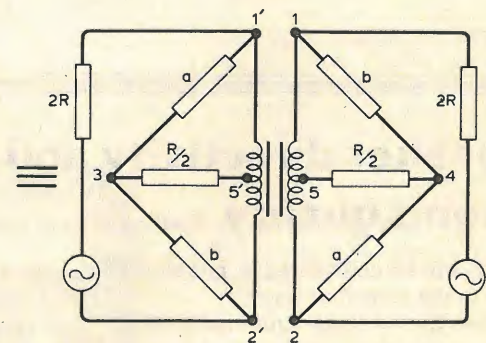


Fig. G-13

This is possible because the voltage at point 5 is a constant at all frequencies due to the symmetrical relation $R^2 = a \cdot b$. By inspection, the voltages across arms 'b' are the inverse of the voltages across arms 'a', thus with variation of frequency, the voltage drop across nodes 3, 4 behaves like a 'see-saw', the fulcrum being node 5. The circuit of Fig. G-12 is divided into two equal halves of Fig. G-13

by the same process as that of Fig. G-5 to Fig. G-6. Thus the notch filters described in the above examples may be realised in any of the hybrid configurations shown in the remainder of the diagrams Figs. G-14 to G-19. Arms 'a' and 'b' may be interchanged. The right hand side of Fig. G-13 is re-drawn in Fig. G-14.

(See overleaf)

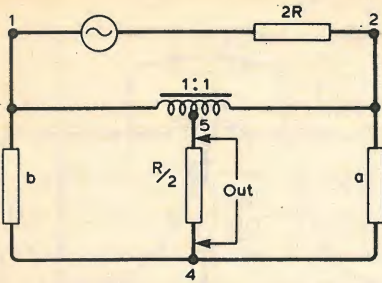


Fig. G-14

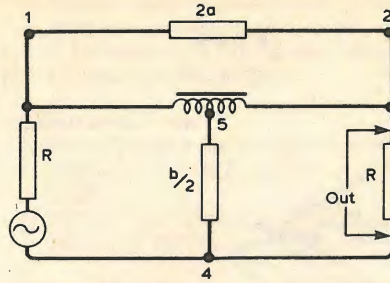


Fig. G-15

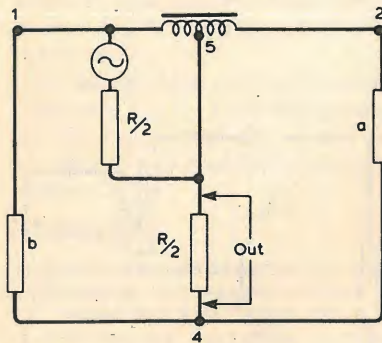


Fig. G-16

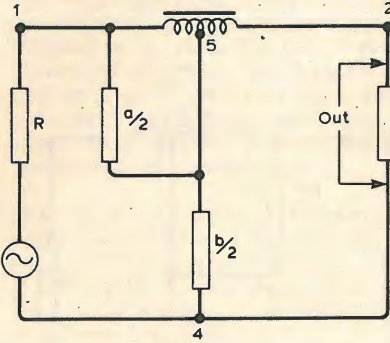


Fig. G-17

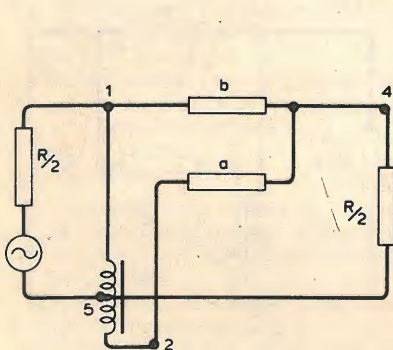


Fig. G-18

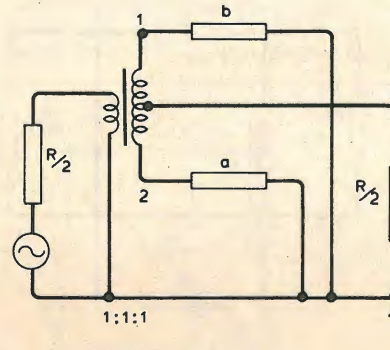


Fig. G-19

Speaker directivity and sound quality Continued from page 63

which will be considered in more detail later in the contribution.

There are no single unit loudspeakers that cover the whole of the audio frequency range in a fashion that is acceptable in the hi-fi field, two, three, four or more units being employed to achieve a flat frequency response. The diaphragm diameter of the unit is decreased as the frequency range covered by the unit is increased. Currently a 10in or 12in unit may be used to cover the range up to about 700/1000Hz, a 3in or 4in diameter unit used to deal with the band between 800Hz and perhaps 4000Hz with a 1in or 1½in diameter unit

used to radiate the signal in the band above 4000Hz. In some more elaborate systems a super tweeter may be employed to extend the frequency range beyond 18 to 20kHz.

To a first approximation the use of three or four units allows the designer to adjust the "Q"/frequency relation by approximate choice of the frequencies chosen from the crossover points. However the speaker system designer does not have complete freedom to adjust the "Q" in this way for the choice of changeover frequencies is primarily controlled by the usable frequency range of each of the speaker units.

All domestic multiple-unit types of loudspeaker systems have generally similar polar distribution, for this is basically controlled by well established laws of physics. In the low frequency range the polar distribution is determined by the area of the front of the enclosure and the location of the speaker with respect to the walls and floor. At rather higher frequencies the polar distribution is controlled by the dimensions of the woofer cone, an increase in cone diameter decreasing the solid angle into which the acoustic radiation is concentrated. In the mid-frequency range the solid angle is again determined by the diameter of the mid-range speaker cone with the frontal area of the enclosure having influence that decreases with increase in frequency.

In the frequency range radiated by the tweeter cone diameter is the major controlling factor, but some effects are controlled by the enclosure geometry and the contours of the cabinet edges. Thus all multiple unit systems have a "Q"/frequency relation much as outlined in Fig. 3. Changing the cone and cabinet dimensions merely shifts the boundary region up and down the frequency scale without changing the general shape of the curves.

Sound power output

Lack of data on the "Q" of domestic loudspeakers is largely due to the difficulty there is in measuring the parameter. There is a British Standard in preparation that covers the method of measuring "Q" and "DI" but the technique described is really only of academic importance. A measurement of "Q" requires that the sound power output of the loudspeaker is determined, together with a measurement of the sound pressure level at a point one or two metres from the speaker and on its axis. Suitable techniques will be described in a later contribution.

This article can be summarised as suggesting that the polar distribution of sound energy round a loudspeaker has a more important effect on sound quality than a mere absence of top response at points of the axis of the loudspeaker. The ideal polar diagram would appear to confine the sound energy distribution to something less than ±90 degrees in front of the loudspeaker but it is equally important that the angular distribution should not vary with frequency, particularly at frequencies above about 500Hz. At present this is an ideal that cannot be achieved but there are signs that technical skill may circumvent the apparent limitation imposed by basic physical laws. □

In a later article the author will discuss a new technique for measuring the sound power output from loudspeakers.

NEW PRODUCTS

Viewdata (Prestel) keyboard

Interfacing and editing specifications defined by the Post Office for its Prestel information retrieval service are met by the latest keyboard from Cherry Electrical Products, and the keyboard also fulfils the need for the control keys to deliver two codes rather than one, which is one of Prestel's departures from the norm. The unit is designed to plug into a television display unit directly via a 5 pin DIN plug, and an additional V24 interface socket has been provided at the back of the unit to make possible the transmission and reception of data from the central Prestel computer, using a standard Post Office modem. A nine-key pad provides functions such as normal or double height characters and continuous or single graphics and further keys provide clear, start and end functions. Cursor control is also available as well as the option of flash or steady display. Serial output data is released from the keyboard at a crystal-controlled rate of 75 baud, which means that the fast typing rates which can be achieved can out-pace the rate at which data is assimilated. An internal store of 64 characters prevents any loss of data under these conditions. The keyboard costs £175 without case. Cherry Electrical Products Ltd, St Albans Rd, Sandridge, Herts AL4 9BP.

WW301

Valve audio amplifiers

With the exception of the pre-amplifier for magnetic cartridge and the headphone amplifier circuits, which are entirely solid state, the B.A.S. Sound power amplifier model P50 and pre-amplifier model P500 feature fully valved circuits producing two outputs of 50W (continuous sine wave) into 8Ω loads. The makers point out that, unlike the technique used in many stereo audio systems, where two amplifiers are employed in a single integrated "package", this combination uses two independently-powered identical mono

amplifiers, the main aim here being to limit intermodulation distortion to a minimum level. Signal amplifying stages use familiar valves such as the ECC82, the ECC83 and the Z729, while the output stages use KT88 power tetrodes in class AB. The frequency response of both pre-amplifiers and power amplifiers is 20Hz to 20kHz \pm 1dB with a phono overload level of +48dB at 1kHz. Switched input capacitance (six values) permits a selection of magnetic cartridges to be used with the preamplifiers. Thermal protection is provided, excessive operating temperature

being indicated by a failure lamp and automatic full channel switch-off. An optional moving-coil cartridge preamplifier is also available and a monitoring facility is provided in the form of a power meter for each channel, indicating average output power. The amplifiers can be rack-mounted and presentation is similar to that of many transistor amplifiers. The complete system is claimed to have an unusually high standard of mechanical and electrical engineering. Beard Audio Systems Ltd, 98a Oakland Grove, London W12 0JB.

WW302




WW301



WW302

Dual tone bandpass filters

The AF121 and AF122 are dual tone multi-frequency bandpass filters intended for use with digital tone detection circuits, a possible application being tone detection in telephone circuits. These filters are intended to replace discrete designs without requiring additional external components or adjustments. Two bands are covered, the AF121, separating frequencies between 697Hz and 941Hz from other signals, and the AF122, functioning in the same way for frequencies between 1209Hz and 1633Hz. Used together, the filter



separation is 40dB; both filters are 6th order elliptic bandpass filters available in two versions, each with a different ripple level. Items with a "sCJ" suffix have a maximum passband ripple of 2dB peak-to-peak and those with a "iCJ" suffix a 4dB ripple. National Semiconductor (UK) Ltd, 301 Harpur Centre, Horne Lane, Bedford.

WW303

16-bit microprocessor evaluation board

A fully assembled and tested evaluation unit based on the Z8000 microprocessor is available from Advanced Micro Devices. In its basic form the AMC96/4016 incorporates the Z8000 16-bit m.p.u., 8K bytes of r.a.m., 24 parallel i/o lines, two RS232C serial i/o ports, 12K bytes of e.p.r.o.m./r.o.m. sockets in addition to a system clock and

resident monitor. One serial i/o port can be configured as either an RS232C or t.t.y. current loop interface, the other is RS232C only. Two 16-bit counters in an "Am8253" counter/timer provide selectable baud rates, up to 9,600 baud, for each serial i/o port. The third 16-bit counter in the Am8253 is available for user programs. The complete unit will also directly control a standard c.r.t. terminal or a keyboard with a 20 character alphanumeric display; the latter is available as a part of the evaluation board. Optional features are also available including a full decoded keyboard, an e.p.r.o.m.-resident ASCII one-pass, line by line assembler, and a universal prototyping board of the same family form providing positions for up to 95 i.cs. A card enclosure for mounting these additional boards is also available. The basic evaluation board, complete with monitor 4MHz crystal-controlled timebase costs £450. Advanced Micro Devices (UK) Ltd, 16 Grosvenor Place, London SW1X 7HH.

WW304

Scanning general coverage receiver


Automatic scanning over the frequency range 50kHz to 29.7MHz at any desired speed is

an unusual feature of the DR101 general coverage communications receiver, now in production by the (American) McKay Dymek Co. Scanning occurs in 100Hz tuning increments at rates varying between 100Hz per second and 2MHz per second. When a particular station or frequency is reached, scanning can be stopped and the station monitored. The receiver scans the frequency range in each reception mode, including a.m., s.s.b., c.w. and i.f. filter, the latter mode permitting use with either ceramic or mechanical filters. McKay Dymek Co., 111 So. College Ave., P.O. Box 5000, Claremont, California, CA91711.


WW305

Instantaneous peak drive indicator

Decreasing efficiencies of high-quality loudspeaker systems means that amplifiers have to work harder to maintain adequate sound levels, with an attendant danger of being operated outside their ratings. Monitoring of excess output, which results in distortion, is difficult without the use of a fast-acting indicator, such as an oscilloscope. John Linsley Hood has produced the JLH peak drive indicator, which surmounts the problem by the use of lamps to



WW305



WW307

show the instantaneous output voltage of the amplifier. It is connected to the amplifier output, which can be 4, 8 or 15Ω depending on the version ordered, and will indicate the drive voltage by one or other of the lamps lighting to indicate 1, 3, 10 or 30W. The actual measurement is of peak-to-peak voltage swing, but since this is the limiting factor for transistor amplifiers, the reading is valid. The instruments are available from Robins (Electronics), Greenway, W. Monk-

ton, Taunton, Somerset TA28NQ at £25 for a single item or £30 for the stereo version.

WW306

Experimenter's solar cell

Under good sunlight conditions the ESC3 solar cell from Ferranti is capable of providing 900mA at 0.5V. This new cell has been introduced with experimental and educational applications in view. To this end, additional protection has been provided in the form of a tough case and a Fresnel lens which also acts as a light "collector". Short-circuiting the output will not damage the cell and it can be arranged in the usual series or parallel lines for higher voltage or current output. The ESC3 cell, which is 3in (76mm) in diameter, costs £12 on a one-off basis, the price falling to between £9 and £10 for quantities over 100. Ferranti Electronics Ltd, Fields New Rd, Chadderton, Oldham, Lancs, L9 8NP.

WW307

LETTER TO THE EDITOR

STILL NO VHF/FM IN NEW ZEALAND

Norman McLeod's letter in your November 1978 issue regarding a.m. broadcast reception raised a number of interesting points, which have particular relevance in this country, New Zealand, because we still do not have v.h.f./f.m. radio. All sound broadcasting here is restricted to a.m. on the medium wave bands, apart from a very limited short wave service, which carries the internal service programmes anyway. Receivers such as J. W. Herbert's homodyne (which was developed here) and to which Mr McLeod referred, are essential to get any high quality broadcast signals to feed a domestic audio installation. Paradoxically, it has been variously estimated that there are already between 20,000 and 100,000 f.m. receivers in New Zealand. (My household has 5!).

The history of attempts to introduce f.m. radio to New Zealand is a sorry one of difference, procrastination, and excuses, which has not been helped by frequent political interference in broadcasting.

The first event to impede the introduction of f.m. radio was an extremely short-sighted decision of the N.Z. Post Office to allocate most of the international f.m. band to two-way radio/radio-telephone use. Although the Post Office were to have the band cleared by 1980, they have now relaxed this to 1982!

Subsequent events which have contributed to the delays are the introduction of colour television, the establishment and networking of a second government run tv channel throughout the country and, currently, a broadcasting financial crisis.

A 1973 report which recommended the fragmentation of the one government broadcasting organization into four corporations contained an interesting reference to f.m. radio, which admitted its technical advantages, but dismissed it with the statement, and I quote, "but the submissions to the committee did not reveal the existence as yet of any large body of opinion pressing for the change (from a.m. to f.m.)." Thus the public not only has to know about f.m. without having any transmissions to judge it by, it also has to take the initiative in showing the administrators of broadcasting the advantages of high quality transmission methods!

F.m. radio has however always been a useful talking point! Several directors general of government broadcasting in New Zealand have publicly referred to f.m., one director general in 1975 even speaking of "f.m. within five years". The five years are almost up and there is not even a commitment to start f.m. transmission yet! The need for f.m. outlets has become more acute with the present radio corporation's practice of using the one cultural network for sports broadcasts, particularly during the summer months. When cricket commentaries are rebroadcast from Radio Australia, these often pre-empt regular programmes until well into the evening!

Last year a combined government and independent broadcasters committee prepared a comprehensive report on f.m. broadcasting, which was presented to the Minister

of Broadcasting in October. I believe now that there will be no action on this report because of the financial crisis I mentioned previously. The finances of both government run tv channels are such that cost cutting and pruning is necessary, and even if there was motivation to start f.m. broadcasting, there is no money to do it! Unfortunately, radio seems to have become the poor relation of broadcasting.

Ironically, the government radio corporation, Radio New Zealand, and two of the private stations have stereo studio facilities. Radio New Zealand found that the overseas broadcasting organisations weren't interested in mono recordings of New Zealand programmes, and in order to send them overseas, programmes had to be recorded in stereo. So the tax dollars that support Radio New Zealand are helping overseas broadcasting organizations, not the New Zealand listener who contributed them!

I now realise that rigidly government controlled broadcasting, far from giving me and other users the protection and benefit of certain standards and services, is actually, by its clumsy and ponderous procrastination denying radio listeners any f.m. service at all. This service is available in most developed countries of the world. The introduction of f.m. radio in New Zealand remains where it has been for 15 years, bogged down in a morass of delays, obstruction, and excuses!



Keith Macdonald ZL2AWM
Silverstream
New Zealand



Hilomast Ltd

HILOMAST SYSTEMS

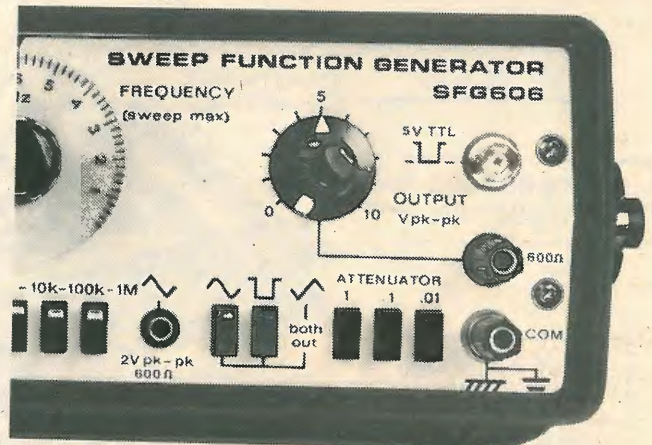
PNEUMATIC TELESCOPIC MASTS



HILOMAST LIMITED

THE STREET HEYBRIDGE — MALDON
 ESSEX CM9 7NB ENGLAND
 Tel. MALDON (0621) 56480
 TELEX NO. 995855

WW — 006 FOR FURTHER DETAILS



Top marks in one clear sweep.

You'd expect a Sweep Function Generator from Feedback to contain a lot more features for your money. And you'd be right — the SFG606 with its crisp frequency marker does just that.

It sweeps up to 4 decades of frequency — bi-directionally. So you can avoid problems of transient effects. It maintains low signal distortion with absolute precision over the entire sweep range. It features a choice of decade or octave sweep — so it's ideal for narrow band analysis. It provides sine, square or triangle outputs over the frequency range 0.01Hz to 1MHz.

And with that beautifully sharp, fine line frequency marker that gives you accurate determination of spot frequency on the display, the SFG606 really does score top marks. Read all about the SFG606 and all its companion test instruments in the Feedback 600 range. Send to Feedback for literature today.

Feedback Instruments Limited

Or contact our distributors
electroplan

P.O. Box 19, Orchard Road,
 Royston, Herts. SG8 5HH.
 Telephone: Royston 45145.


Feedback Instruments Ltd., Park Road,
 Crowborough, Sussex TN6 2QR.
 Telephone: Crowborough (08926) 3322.
 Cables: Feedback Crowbr. Telex: 95255.

The new SFG606 passes even the testiest tester's test.

WW — 012 FOR FURTHER DETAILS

Simply ahead!

**HIGH PERFORMANCE MODULAR UNITS
BACKED BY NO-QUIBBLE 5 YEAR GUARANTEE**



Of all the purpose-built power amplifier modules by I.L.P., the HY50 is understandably the most popular with those wanting to build or up-grade a hi-fi system, run a small high quality P.A. system, amplify a musical instrument (say for practise or small range use) or use it for lab work. Its useful 30 watts RMS output into 8 ohms, its rugged construction and freedom from heatsink worries make HY50 the ideal all-purpose quality power amp — and it is unconditionally guaranteed for five years! Tens of thousands are in regular use throughout the world.

... and a spec that just means what it says!

Encapsulated power amp with integral full-rated heatsink.
Input — 500mV.
Output 30 watts RMS/8Ω.
Load Impedance — 4 to 16Ω.
Distortion — 0.04% from 100mW to 25 watts at 1KHz/8Ω.
Supply Voltage ± 25V. Size 105 x 50 x 25mm.

Inc. VAT and postage in U.K.

£8.33

Nothing has been overlooked in the design and manufacture of I.L.P. Modular Units. Heavy duty heatsinks, encapsulated circuitry, no-compromise production standards and true professional finish ensure world leadership for I.L.P. Now we have **up-graded** output ratings and **down-graded** prices to bring I.L.P. within easier reach of all who want the best.

New production techniques have enabled us to reduce prices by an average of 20%, making I.L.P. a better buy than ever.

*** Guaranteed 7 days despatch on all products**

USE OUR FREE POST SERVICE

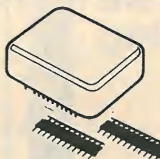
for sending your orders, requests for information sheets, etc. Simply address envelope. No stamps required.



FREEPOST 5, Graham Bell House, Roper Close, CANTERBURY, Kent CT2 7EP. Phone (0227) 54778.


OTHER UNITS IN THE RANGE

All prices inc. VAT at 15% and postage in the U.K.



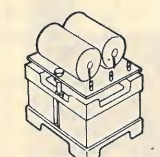
HY5 PRE-AMPLIFIER
Compatible with all I.L.P. power amps and P.S.U.s. In a single pack, needs external pots and switches. Multi-function equalization, 5 inputs. High over-load margin. Active tone controls, 500mV out. Distortion at 1 KHz-0.01%. Two connects easily for stereo.

£5.34



THE POWER AMPS
With heatsinks, full load line and thermal protection. Distortion typically 0.05% at 1 KHz.

HY120 60 Watts RMS/8 Ω 114 x 50 x 85mm **£17.48**
HY200 120 Watts RMS/8 Ω 114 x 50 x 85mm **£21.21**
HY400 240 Watts RMS/4 Ω 114 x 100 x 85mm **£31.83**



THE POWER SUPPLY UNITS
(Split line outputs to suit I.L.P. power units and HY5).

PSU 50 for 1 or 2 x HY50 **£9.32**
PSU 70 for 1 or 2 x HY120 **£15.65**
PSU 90 for one HY200 **£15.65**
PSU180 for one HY400 or 2 x HY200 **£26.47**

Information sheets on application. Use our FREEPOST service.

★ OUR VALUES REMAIN SUPREME!

Please supply

Total Purchase Price

I enclose Cheque Postal Orders Money Order

Please debit my Access/Barclaycard Account number.

Name and address

Signature

FP58 Ref. Bus. No. 1032630 Eng.

Instruments from a supermarket?

That is just what we are suggesting. From Electroplan's "Measurement Centre" you can obtain, quickly and easily, the majority of equipment, tools and accessories needed for your Laboratory or Workshop.

It's simplicity itself with Electroplan. Just prepare your shopping list from our comprehensive product catalogue, and then write, telephone or telex your order for immediate processing. You will be amazed at the time and money saved in order administration through buying everything from one source.

If you prefer literally, to go shopping, why not bring your order to our new premises at Royston, an easy drive North from London with no parking problems, or 50 minutes on the train from Kings Cross. (We are just 5 minutes walk from Royston Station).

Our Headquarters staff will be pleased to show you equipment, discuss your application and process your order on the spot.

Yes, it's better than the best supermarket. Each product carefully chosen after evaluation of many available alternatives, adopting a "best buy" approach based upon price: performance ratio related to technical excellence, quality and after-sales back-up.

We stock about 1,000 different line items of equipment from over 30 different manufacturers.

Maybe you require a demonstration by a qualified sales engineer? This can be arranged on your own premises and in context with your particular application.

The Electroplan service includes:

Rechargeable power sources, calibration and potentiometric measurement, DC power supplies, frequency meters, digital multimeters and panel meters, temperature measurement, component test and general instrumentation, hard copy recording, oscilloscopes, analogue multimeters, signal sources, logic test and computer peripherals, instrument leads, tools and accessories.

a service to measurement
electroplan

Telephone: (0763) 41171 Telex: 81337 ECPLAN



Electroplan is a member of the Electrocomponents Group of Companies.

Complete and send to Electroplan Limited, PO Box 19, Orchard Road, Royston, Herts SG8 5HH.
 Please include me on your mailing list for the 1979/80 catalogue (next issue due Sept 1979)
 Please send me your current catalogue

Name & Status _____
 Div./Dept _____
 Company _____
 Address _____
 Tel No _____

WILMSLOW AUDIO

The firm for Speakers

HI-FI DRIVE UNITS



Audax HD12 9D25	£7.65
Audax HD13D34H	£12.75
Audax HP11P25EBC	£6.65
Audax HP20B25H4	£13.25
Audax HD24S45C	£20.50
Baker Superb	£25.00
Castle Super 8RS/DD	£12.65
Chartwell CEA205 8" bass, matched pairs only 8 ohm (pair)	£61.25
Coles 4001	£7.65
Coles 3000	£7.65
Celestion HF 1300	£8.45
Celestion HF 2000	£10.25
Dalesford D10 tweeter	£8.45
Dalesford D30/1 5in	£11.25
Dalesford D50/1 6 1/2in	£12.25
Dalesford D50/200 8in	£12.25
Dalesford D70/250 10in	£22.25
Dalesford ABR 10in	£10.25
Dalesford D100/310 12in	£35.75
Decca London horn	£57.25
Decca DK30 horn	£43.75
Decca CO/1000/8	£10.25
EMI 14A/770 14in x 9in 8 ohm	£19.50
EMI 8in x 5in d/c, 10 watt, 4 ohm	£4.05
EMI Type 350 4 ohm	£9.45
Isophon KK8/8	£8.15
Isophone KK10/8	£8.45
Jordan Watts Module	£20.40
Jordan Watts HF kit	£9.15
Jordan 50mm unit	£24.50
Jordan CB crossover (pair)	£24.50
Jordan Mono crossover (pair)	£24.50
Kef T27	£9.45
Kef B110	£12.00
Kef B200	£13.25
Kef B139	£27.00
Kef DN13	£5.40
Kef DN 12	£8.65
Kef DN 22 (pair)	£40.85
Lowther PM6	£51.00
Lowther PM7	£88.45
Peerless KO10DT	£10.50
Peerless DT10HFC	£10.50
Peerless KO40MRF	£12.25
Radford BD25 II	T.B.A.
Radford MD9	T.B.A.
Radford MD6	T.B.A.
Radford FN8/FN831	T.B.A.
Richard Allan DT20	£8.95
Richard Allan DT30	£9.45
Richard Allan CG8T	£11.25
Richard Allan CG12T Super	£25.30
Richard Allan LP8B	£11.75
Richard Allan HP8B	£17.60
Richard Allan HP128	£28.40
Seas H107	£8.95
Shackman Electrostatic, c/w polar network and crossover (pair)	£130
Tannoy DC386 15in	£178.90
Tannoy DC296 10in	£107.35

PA GROUP & DISCO UNITS



Baker Group 35	£15.45
Baker Group 50/12	£23.45
Baker Group 50/15	£35.15
Celestion Powercell 12/150	£56.50
Celestion Powercell 15/250	£69.25
Celestion G12/50 Twin cone	£15.95
Celestion G12/80 Cambric edge	£20.25
Celestion G12/80 Twin cone	£19.75
Celestion G12/125 Cambric edge	£35.10
Celestion G15/100 Cambric edge	£31.95
Celestion G15/100 Twin cone	£32.25
Celestion G18/200	£53.25
Celestion MH1000	£15.95
Fane Pop 40	£12.50
Fane Pop 50H	£13.80
Fane Pop 75	£19.70
Fane Pop 65	£21.25
Fane Pop 80	£25.50
Fane Pop 100	£41.80
Fane Guitar 80L	£26.10
Fane Guitar 80B	£27.15
Fane Disco 80	£27.15
Fane PA80	£26.10
Fane Bass 85	£34.00
Fane Crescendo 12E	£57.50
Fane Crescendo 15E	£74.50
Fane Crescendo 18E	£94.75
Fane J44	£6.90
Fane J104	£14.85
Fane J73	£10.90
Fane HPX1/HPX/2	£3.45
Fane HPX3A	£5.60
Fane HPX3B	£4.55
Goodmans 8PA	£5.05
Goodmans 12P	£21.00
Goodmans 12PD	£23.95
Goodmans 12PG	£22.65
Goodmans 18P	£48.45
Goodmans Hifax 50HX	£21.85
Motorola Piezo horn 3 1/2in	£8.50
Motorola Piezo horn 2inx6in	£12.25
Richard Allan HD8T	£17.00
Richard Allan HD10T	£18.50
Richard HD12T	£24.45
Richard Allan HD15	£43.40
Richard Allan Atlas 15in	£75.00
Richard Allan Atlas 18in	£90.00

WILMSLOW AUDIO



KITS FOR MAGAZINE DESIGNS etc.
Kits include drive units, crossovers, BAF/long fibre wool, etc, for a pair of speakers. Carriage £3.75

Practical Hi-Fi and Audio PRO9-TI (Rogers) Felt panels for PRO9-TL £6.72 plus £1.60 carriage	£138
Hi-Fi Answers Monitor (Rogers)	£146
Hi-Fi News State of the Art (Atkinson)	£182
Hi-Fi News Miniline (Atkinson)	£48 (carriage £2.66)
Hi-Fi for Pleasure Compact Monitor (Colloms)	£115 (carriage £5.25)
Popular Hi-Fi Mini Monitor (Colloms)	£74
Popular Hi-Fi Round Sound (Stephens) including complete cabinet kit	£71
Popular Hi-Fi (Jordan)	£93 plus (carriage £2.66)
Practical Hi-Fi & Audio BSC3 (Rogers)	£65
Practical Hi-Fi & Audio Monitor (Giles)	£155
Practical Hi-Fi & Audio Triangle (Giles)	£99
Practical Hi-Fi & Audio Mini Triangle (Giles)	£108
Wireless World Transmission Line (Bailey) KEF	£122
Wireless World Transmission Line (Bailey) RADFORD	£184
Hi-Fi News Tabor (Jones) with J4 bass units	£60
Hi-Fi News Tabor (Jones) with H4 bass units	£66

Smart badges free with all above kits (to give that professional touch to your DIY speakers!). Send 50p for up to 6 reprints/construction details of above designs.

CARRIAGE & INSURANCE	
Tweeters & Crossovers	50p each
Speakers 4"-6 1/2"	80p each
Speakers 10"-12"	£1.00 each
Speakers 12", 13" x 8", 14" x 9"	£1.75 each
Speakers 15"	£2.75 each
Speakers 18"	£4.00 each
Speaker kits	£1.75 each
Mag. design kits	£3.00 pair £3.75 pair

SPEAKER KITS



PRICES PER PAIR—CARRIAGE £2.66

Dalesford System 1	£54
Dalesford System 2	£57
Dalesford System 3	£104
Dalesford System 4	£110
Dalesford System 5	£142
Dalesford System 6	£95
Eagle SK210	£17.60
Eagle SK215	£32.60
Eagle SK320	£40.80
Eagle SK325	£68.50
Eagle SK335	£93.00
Goodmans DIN 20 4 ohm (special offer)	£27.60
LS3/5A equivalent kit	£71
Lowther PM6 kit	£105.30
Lowther PM6 Mk 1kit	£110.40
Lowther PM7 kit	£176.85
Peerless 1070	£124.70
Peerless 1120	£142.10
Peerless 2050	£51.10
Peerless 2060	£67.40
Radford Studio 90 kit	£184
Radford Monitor 180 kit	£218
Radford Studio 270 kit	£350
Radford Studio 360 kit	£440
Ram Kit 50 (makes RAM 100)	£71.50
Richard Allan Tango Twin kit	£49.00
Richard Allan Maramba kit	£69.00
Richard Allan Charisma kit	£101.20
Richard Super Triple kit	£81.70
Richard Allan RA8 kit	£52.65
Richard Allan RA82 kit	£83.30
Richard Allan RA82L kit	£89.90
Seas 223	£40.85
Seas 253	£63.10
Seas 403	£76.60
Seas 603	£122.60
Wharfedale Denton XP2 kit	£31.45
Wharfedale Shelton XP2 kit	£40.40
Wharfedale Linton XP2 kit	£56.20
Wharfedale Glendale XP2 kit	£69.00

Everything in stock for the speaker constructor!
BAF, Long Fibre Wool, Foam, Crossovers, Felt Panels, Components, etc.
Large selection of grille fabrics.
(Send 18p in stamps for grille fabric samples).

PRICES CORRECT AT 18.6.79
ALL PRICES INCLUDE VAT @ 15%

Send 30p stamp for free 38 page catalogue 'Choosing a Speaker'

Telephone Speakers, Mail Order and Export 0625 529599
Hi-Fi: (Swift of Wilmslow) 0625 526213.

Lightning service on telephoned credit card orders!

SWIFT OF WILMSLOW
The firm for Hi-Fi
5 Swan Street,
Wilmslow, Cheshire.

WILMSLOW AUDIO
The firm for Speakers
Swan Works, Bank Square,
Wilmslow, Cheshire.

Cambridge Learning Enterprises

SELF-INSTRUCTION COURSES

UNDERSTANDING DIGITAL ELECTRONICS

In the years ahead the products of digital electronics technology will play an important part in your life. Calculators and digital watches are already commonplace. Tomorrow a digital display could show your vehicle speed and fuel consumption; you could be phoning people by entering their name into a telephone which would automatically look up their number and dial it for you.

These courses were written by experts in electronics and learning systems so that you could teach yourself the theory and application of digital logic. Learning by self-instruction has the advantages of being faster and more thorough than classroom learning. You work at your own pace and must respond by answering questions on each new piece of information before proceeding.

After completing these courses you will have broadened your career prospects and increased your fundamental understanding of the rapidly changing technological world around you.



Digital Computer Logic and Electronics is designed for the beginner. No mathematical knowledge other than simple arithmetic is assumed, though the student should have an aptitude for logical thought. It consists of four volumes - each A4 size - and serves as an introduction to the subject of digital electronics. Everyone can learn from it - designer, executive, scientist, student, engineer.

Contents include: Binary, octal and decimal number systems; conversion between number systems, AND, OR, NOR and NAND gates and inverters; Boolean algebra and truth tables; De Morgans Laws; design of logic circuits using NOR gates; R-S and J-K flip flops; binary counters, shift registers and half adders.

FLOW CHARTS & ALGORITHMS help you present: safety procedures, government legislation, office procedures, teaching materials and computer programs by means of YES and NO answers to questions.

The Algorithm Writer's Guide

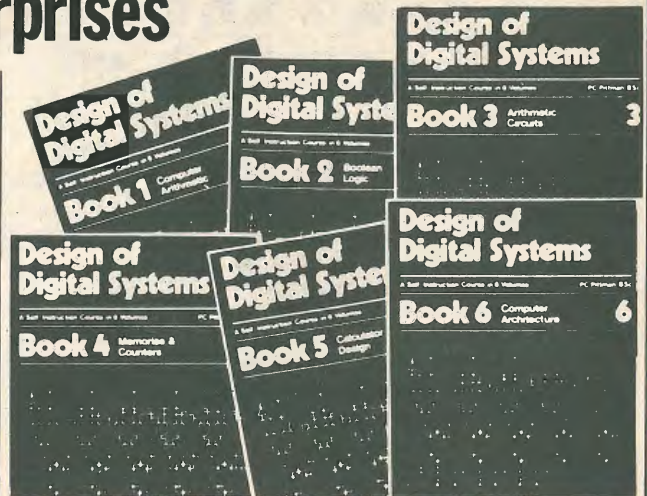
explains how to: define the questions, put them in the best order and draw the flow chart, with numerous examples shown. All that students require is an aptitude for logical thought. Size: A5, 130 pages. This book is a MUST for those with things to say.

NEW from Cambridge Learning Enterprises

O - LEVEL ENGLISH LANGUAGE

More and more jobs require a C-GRADE PASS, and over 250,000 people fail to get this every year. Will one of them be in your family? This new course, written by experts in a style that's serious yet fun to read, shows you how to mark your own work and compare it with the work of other people in their exam year. Set your own pace and assess your results immediately with no postal delays: watch your speed and standards improve. In Book 1 learn how you will be marked on COMPREHENSION, Book 2 covers SUMMARY, PUNCTUATION & SPELLING, and Book 3 coaches you in the principles of COMPOSITION. Size: 3 A4 volumes totalling 250 pages.

CAMBRIDGE LEARNING ENTERPRISES, UNIT 33 RIVERMILL SITE, FREEPOST, ST. IVES, HUNTINGDON, CAMBS. PE17 4BR, ENGLAND
 TELEPHONE: ST. IVES (0480) 67446.
 PROPRIETORS: DAYRIDGE LTD. REG. OFFICE: RIVERMILL LODGE, ST. IVES REGD. IN ENGLAND No. 1328762



Design of Digital Systems is written for the engineer seeking to learn more about digital electronics. Its six volumes - each A4 size are packed with information, diagrams and questions designed to lead you step-by-step through number systems and Boolean algebra to memories, counters and simple arithmetic circuits, and finally to a complete understanding of the design and operation of calculators and computers. Contents include:

Book 1 Octal, hexadecimal and binary number systems; conversion between number systems; representation of negative numbers; complementary systems; binary multiplication and division.

Book 2 OR and AND functions; logic gates; NOT, exclusive-OR, NAND, NOR and exclusive-NOR functions; multiple input gates; truth tables; De Morgans Laws; canonical forms; logic conventions; Karnaugh mapping; three-state and wired logic.

Book 3 Half adders and full adders; subtractors; serial and parallel adders; processors and arithmetic logic units (ALUs); multiplication and division systems.

Book 4 Flip flops; shift registers; asynchronous and synchronous counters; ring, Johnson and exclusive-OR feedback counters; random access memories (RAMs) and read only memories (ROMs).

Book 5 Structure of calculators; keyboard encoding; decoding display data; register systems; control unit; program ROM; address decoding; instruction sets; instruction decoding; control program structure.

Book 6 Central processing unit (CPU); memory organization; character representation; program storage; address modes; input/output systems; program interrupts; interrupt priorities; programming; assemblers; computers; executive programs; operating systems and time sharing.

Four volumes Digital Computer Logic & Electronics at £6.50 inc
 Six volumes Design of Digital Systems at £10.50 inc p & p
 Three volumes O-Level English Language at £6.50 inc p & p
 The Algorithm Writer's Guide at £3.40 inc p & p
 If your order exceeds £14 deduct £2 from your payment
 Price includes surface mail anywhere in the world, airmail extra
GUARANTEE If you are not entirely satisfied your money will be refunded
 Please allow 21 days for delivery

Cambridge Learning Enterprises, Unit 33, Rivermill Site, FREEPOST, St. Ives, Huntingdon, Cambs. PE17 4BR, England.

Please send me the following books:
 sets Digital Computer Logic & Electronics at £6.50, p & p
 sets Design of Digital Systems at £10.50, p & p included
 O-Level English Language at £6.50 p & p included
 The Algorithm Writer's guide at £3.40, p & p included

Name
 Address


I enclose a *cheque/PO payable to Cambridge Learning Enterprises for £.....

Please charge my *Access/Barclaycard/Visa/Eurocard/Mastercharge/Interbank account number


Signature *delete as appropriate.

Telephone orders from credit card holders accepted on 0480-67446 (Ansafone). Overseas customers should send a bank draft in sterling drawn on a London Bank, or quote credit card number.


LCR TESTING with the B424



push



. . . . connect



read!

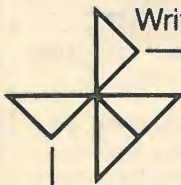
As fast and as simple as that, for batch testing, laboratory use or instrument servicing.

Accuracy 0.25% over a wide measurement range.

With its companion CA4 jig unit, the B424 Meter forms an easy-to-use L, C and R Component Test Station

. . . and all for less than £600.

Write or ring today for details



Wayne Kerr

WILMOT BREEDEN ELECTRONICS LIMITED

DURBAN ROAD BOGNOR REGIS WEST SUSSEX
PO22 9RL ENGLAND
TELEPHONE BOGNOR (02433) 25811
TELEX 86120

AUSTRIA - Peerless & Handels-GmbH	Tel: 0222 83 22 24
BELGIUM - Regulation-Mesure SPRL	Tel: (010 32 2) 771 20 20
FINLAND - Finnmetric OY	Tel: 460844
FRANCE - Tekelec-Airtronic	Tel: (Paris) 027 75 35
GERMANY - Keithley Instruments GmbH	Tel: (089) 7144065
ITALY - Ing. S & Dr. G. Belotti SRL	Tel: (Milan) 54 20 51
NETHERLANDS - C. N. Rood BV	Tel: (070) 99 63 60
NORWAY - Metric AS	Tel: (02) 28-26-24
SPAIN - Unitrónica SA	Tel: (Madrid) 242 5204
SWEDEN - Scandia Metric AB	Tel: (Stockholm) 82 04 10
SWITZERLAND - G & P Electronics AG	Tel: (01) 64 32 31
U.S.A. - Mechanical Technology Inc. Latham, NY	Tel: (518) 785-2211

WW — 112 FOR FURTHER DETAILS

KEYBOARD TERMINAL



The Newtronics Keyboard Terminal is a low cost stand alone Video Terminal that operates quietly and maintenance free. It will allow you to display on a monitor 16 lines of 64 characters or 16 lines of 32 characters on a modified TV (RF Modulator required).

The characters can be any of the 96 ASC11 alphanumeric and any of the 32 special characters, in addition to upper-lower case capability it has scroll up features and full X-Y cursor control. All that is required from your microcomputer is 300 baud, RS232-C or 20ma loop, serial data plus a power source of 8v DC & 6.3v AC. The steel cabinet is finished in IBM Blue-Black. And if that is not enough the price is only **£135.55 + VAT as a Kit, or £175 + VAT assembled and tested.** Plus £2 P&P (Monitor not included).

Dealer O.E.M. enquires invited

To order phone or write to:

Newtronics

138 KINGSLAND ROAD, LONDON E2 8BY
TEL: 01-739 1582

Access / Barclaycards accepted

WW — 057 FOR FURTHER DETAILS.

Newnes

Book of Audio

Get the best out of your hi-fi equipment with Donald Aldous, Dave Berriman, Clement Brown, Vivian Capel, John Gardner, Fred Judd and Gordon King


- A technical but easily understood review of audio equipment and reproduction with clear descriptions of how and why things work.
- A comprehensive survey for the enthusiast as well as the newcomer, explaining how to choose wisely from the vast selection of equipment available, and also how to assemble a system.
- All main areas of audio are dealt with, including radio, tape and disc, and the various means of reproduction, with particular emphasis on high fidelity.
- A comprehensive directory of manufacturers, agents and trade names provides back-up information.
- Information on professional recording, record making, copyright, noise reduction systems and radio wavelengths.

1979 0 408 00429 0 246 X 190 mm 144 pages
£4.95 US \$11.25

 **Newnes Technical Books**

Borough Green, Sevenoaks, Kent TN15 8PH
Telephone: (9732) 884567

Butterworths have companies in Australia, Canada, New Zealand, South Africa and U.S.A., where local prices apply.



“We’ve £150,000 worth of recording gear working 24 hours a day — all fed from the OTARI MX5050B. On a cost effectiveness basis alone the MX5050B is unbeatable, but when taking into account sheer professionalism and performance, it is unequalled by recorders three times the price.”

Mike McLoughlin, Chief Engineer, Independent Tape Duplicators, Aylesbury.



The Otari MX5050B costs little more than modified domestic recorders. That little extra buys so much more.

1. Proper editing facilities with calibrated splicing block.
2. Four heads provide 2 or 4 track replay.
3. Bias and EQ adjustable from front panel.
4. Switchable NAB and IEC EQ.
5. XLR Connectors.
6. +28 dBm 600 ohm balanced output.
7. Direct drive capstan servo with varispeed.
8. Variable or preset output level.
9. 70 dB (weighted) signal/noise ratio.
10. Sel sync on each channel.



OTARI from ITA

1-7 Harewood Avenue, Marylebone Road, London NW1. Tel: 01-724 2497. Telex: 21879.

WW — 091 FOR FURTHER DETAILS

Professional Quality, Low Cost, Portable Terminal from Cifer

The Cub Terminal ideal for use with micro-processor evaluation kits and industrial displays offers the following features:

- Large, clear 12" display.
- Upper and lower case characters.
- 7 x 9 dot matrix characters.
- 16 lines each of 64 characters.
- Low profile separate keyboard.
- Auto-scrolling of text.
- Available as display only unit.

The Cub terminal is available at £380 (one off price) but less than £300 in moderate OEM quantities. Display unit only price £340. Prices quoted include a 12 month factory warranty.


For further information, contact Cifer today.



CIFER SYSTEMS LIMITED

Avro Way, Bowerhill,
Melksham,
Wiltshire SN12 6TP, England
Telephone: Melksham (0225) 702364
Telex: 449872

WW — 082 FOR FURTHER DETAILS



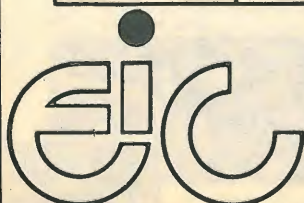
EDUCATIONAL DESK METERS

Dimensions & Weight

Width: 100mm Height: 110mm Length: 140mm Weight: 350g

Our Desk Meters are designed as teaching aids for use in both Elementary and High Schools. An extremely useful feature is the transparent plastic material which forms the front and base portions of the unit. Through these windows students are able to see the interior clearly and teaching becomes more convenient.

MODEL	RANGE
KDM-01	DC -10-0-50mA/-100-0-500mA/-1-0-5A
KDM-02	DC -1-0-3V/-5-0-15V/-100-0-300V



THE ELECTRICAL INSTRUMENT Co. (Hillington) LTD.

30 Kelvin Avenue,
Hillington Industrial Estate,
Glasgow, G52 4LH
Telephone: 041-882 1166/1661
Telex: 777255 Cables: Elinco

WW — 104 FOR FURTHER DETAILS

NEW Modern home study courses in electronics.

Complete Self-study training in:-

- 1) Basic practical electronics - circuit diagram masters - building oscilloscope and other test gear.
- 2) Training for Radio Amateur Licence.
- 3) Training for City & Guilds and other professional examinations.
 - a) Servicing and maintenance of Radio, T.V. and other electronic equipment.
 - b) Digital electronic and Computer technology.


Free! Brochure, without obligation to:- WWJ/10
British National Radio & Electronic School P.O. Box 156, Jersey, Channel Islands
 NAME _____
 ADDRESS _____
 _____ (Block caps please).

Specialists in electronic training.
Established over 40 years.

Z & I AERO SERVICES LTD.
 Head Office: 44a WESTBOURNE GROVE, LONDON W2 5SF
 Tel. 727 5641 Telex 261306

RETAIL SHOP
 85 TOTTENHAM COURT ROAD, W. 1
 Tel. 580-8403

SPECIAL OFFER OF BRAND NEW USSR MADE MULTIMETERS



TYPE	U4313	U4315
Sensitivity D.C.	20,000 o.p.v.	20,000 o.p.v.
Sensitivity A.C.	2,000 o.p.v.	2,000 o.p.v.
D.C. Current	60µA-1.5A	50µA-2.5A
A.C. Current	0.6mA-1.5A	0.5mA-2.5A
D.C. Volts	75mV-600V	75mV-1000V
A.C. Volts	15V-600V	1V-1000V
Resistance	1K-1M	300Ω-500kΩ
Capacity	0.5µF	0.5µF
Accuracy	1.5% D.C. 2.5% A.C.	2.5% D.C. 4% A.C.

Price complete with pressed steel carrying case and test leads
 Packing and postage

£10.50 £10.50
 £1.50 £1.50



TYPE U4324

D.C. Current: 0.06-0.6-60-600mA-3A
 A.C. Current: 0.3-3-30-300mA-3A
 D.C. Voltage: 0.6-1.2-3-12-30-60-120-600-1200V
 A.C. Voltage: 3-6-15-60-150-300-600-900V
 Resistance: 500Ω-5-50-500kΩ
 Accuracy: D.C. 2.5% A.C. 4% (of F.S.D.)

PRICE complete with test leads and fibreboard storage case **£9.50**
 Packing and postage **£1.20**

**TYPE U4323
 COMBINED WITH SPOT FREQUENCY OSCILLATOR**



Sensitivity: 20,000Ω/V
 Voltage ranges: 2.5-1000V A.C./D.C.
 Current ranges: 0.05-500mA D.C. only
 Resistance: 5Ω-1MΩ
 Accuracy: 5% F.S.D.
 Oscillator output: 1kHz 50/50 squarewave
 465KHz sinewave modulated by 1KHz squarewave

PRICE, in carrying case, complete with leads and manual **£8.00**
 Packing and postage **£1.00**



**TYPE U4341
 COMBINED MULTIMETER AND TRANSISTOR TESTER**

Sensitivity: 16,700Ω/V D.C., 3,300Ω/V A.C.
 Current: 0.06-0.6-6-60-600mA D.C., 0.3-3-0.30-300mA A.C.
 Voltage: 0.3-1.5-6-30-60-150-300-900V D.C.
 1.5-7.5-30-150-300-750V A.C.
 Resistance: 2-20-200kΩ-2MΩ
 Transistors: Collector cut-off current 60µA max
 D.C. current gain 10.350 in two ranges

PRICE, complete with steel carrying case, test lead, battery and instruction manual **£9.50**
 Packing and Postage **£1.50**

THIS OFFER IS VALID ONLY FOR ORDERS ACCOMPANIED BY REMITTANCE WHICH SHOULD INCLUDE DELIVERY CHARGES AS INDICATED AND 15% V.A.T. ON THE TOTAL

OUR 1978 CATALOGUE/PRICE LIST OF VALVES, SEMICONDUCTORS, PASSIVE COMPONENTS AND TEST EQUIPMENT IS AVAILABLE. PLEASE SEND P.O. for £0.30 FOR YOUR COPY

WW — 035 FOR FURTHER DETAILS

WH WEST HYDE
 are the sole agents for **TEKO**

*Specify case colour when ordering Nuova: Black or Lobster Red.

A wide range of small and miniature cases in A.B.S. suitable for anything from digital clocks to audio consoles. Low cost with discounts for quantity. **NUOVA** have a transparent red front panel, suitable for L.E.D. displays. **PESO** are solid, substantial cases with either fixed or folding feet. **ARANCIO** have bright orange tops and tin-plated bases. **SCREENED BOXES** are tin-plated steel with loose screen divisions. The very popular **DESKO** and **TEKO** are very widely used in both production and amateur use. **ALBA** are cases with moulded grills top and bottom, for speakers or ventilation.

L	B	H	Top panel type		TEKO	
			Alu.	Plastic	1 off	10 50
80	50	30	TEK P1A	TEK P1P	0.68	0.58 0.51
105	65	40	TEK P2A	TEK P2P	1.01	0.86 0.76
155	90	50	TEK P3A	TEK P3P	1.49	1.27 1.12
210	125	70	TEK P4A	TEK P4P	2.48	2.11 1.86

L	L	B	H	Order Code	NUOVA	
					1 off	10 50
86	73	118	46	TEK D12	1.59	1.35 1.19
149	132	135	50	TEK D13	1.91	1.62 1.43
155	135	180	56	TEK D14	2.71	2.30 2.03

W	H	Order Code	PESO	
			1 off	10 50
58	65	TEK P112	3.40	2.89 2.55
120	65	TEK P122	3.74	3.18 2.81
160	65	TEK P132	4.42	3.76 3.32
220	65	TEK P142	5.12	4.35 3.84
297	65	TEK P152	6.47	5.50 4.85
58	105	TEK P212	3.70	3.15 2.78
120	105	TEK P222	4.06	3.47 3.06
160	105	TEK P232	4.76	4.05 3.57
220	105	TEK P242	5.45	4.63 4.09
297	105	TEK P252	6.81	5.79 5.11

B	H	Order Code*	ALBA	
			1 off	10 50
130	35	TEK K11	2.96	2.52 2.22
130	55	TEK K12	3.18	2.70 2.39
130	70	TEK K22	3.41	2.90 2.56
130	90	TEK K23	3.64	3.09 2.73
130	110	TEK K33	3.87	3.29 2.90
180	35	TEK A11	3.15	2.68 2.36
180	55	TEK A12	3.40	2.89 2.55
180	70	TEK A22	3.60	3.06 2.70
180	90	TEK A23	3.85	3.27 2.89
180	110	TEK A33	4.10	3.48 3.07

W	H	Order Code	ARANCIO	
			1 off	10 50
60	55	TEK CH1	1.09	0.93 0.82
122	55	TEK CH2	1.65	1.40 1.24
162	55	TEK CH3	1.93	1.64 1.45
222	55	TEK CH4	2.34	1.99 1.76
60	90	TEK BC1	1.65	1.40 1.24
120	90	TEK BC2	2.13	1.81 1.60
160	90	TEK BC3	2.46	2.09 1.85
200	90	TEK BC4	2.93	2.49 2.20

L	B	H	H	Order Code	DESKO	
					1 off	10 50
161	95	60	40	TEK 362	1.65	1.40 1.24
215	130	75	45	TEK 363	2.48	2.11 1.86
311	169	90	50	TEK 364	5.21	4.43 3.91

L	B	Order Code	SCREENED BOXES	
			1 off	10 50
53	50	TEK S371	0.86	0.73 0.65
81	50	TEK S372	1.17	0.99 0.88
105	50	TEK S373	1.73	1.47 1.30
160	50	TEK S374	2.04	1.73 1.53

All boxes height 26 mm

All West Hyde cases are available with substantial discounts for quantities. The TEKO ranges have price breaks at 10, 50, 100, 500, and 1,000 off. Prices include post and packing, but not VAT, and are correct at press date. 10% discount is given on the first two price breaks if cases are collected.

WEST HYDE DEVELOPMENTS LIMITED, Unit 9, Park Street Industrial Estate, Aylesbury, Bucks. HP20 1ET. Phone: Aylesbury (0296) 20441. Telex 83570
 WW — 084 FOR FURTHER DETAILS



NRDC-AMBISONIC UHJ



SURROUND SOUND DECODER

The **first ever** kit specially produced by Integrex for this British NRDC backed surround sound system which is the result of 7 years' research by the Ambisonic team. W.W. July, Aug., '77.

The unit is designed to decode not only UHJ but virtually all other 'quadrophonic' systems (Not CD4), including the new BBC HJ 10 input selections

The decoder is linear throughout and does not rely on listener fatiguing logic enhancement techniques. Both 2 or 3 input signals and 4 or 6 output signals are provided in this most versatile unit. Complete with mains power supply, wooden cabinet, panel, knobs, etc.

Complete kit, including licence fee **£49.50 + VAT**
or ready built and tested **£67.50 + VAT**

NEW S5050A STEREO AMP

50 watts rms-channel. 0.015% THD. S/N 90 dB, Mags/n 80 dB.
Output device rating 360w per channel

Tone cancel switch. 2 tape monitor switches.

Metal case—comprehensive heatsinks

Complete kit only **£63.90 + VAT.**



INTRUDER 1 Mk. 2 RADAR ALARM

With Home Office Type approval

The original "Wireless World" published Intruder 1 has been re-designed by Integrex to incorporate several new features, along with improved performance. The kit is even easier to build. The internal audible alarm turns off after approximately 40 seconds and the unit re-arms. 240V ac mains or 12V battery operated. Disguised as a hard-backed book. Detection range up to 45 feet.
Complete kit £49.50 plus VAT.

Wireless World Dolby noise reducer

Trademark of Dolby Laboratories Inc.



Featuring:

- switching for both encoding (low-level h.f. compression) and decoding
- a switchable f.m. stereo multiplex and bias filter.
- provision for decoding Dolby f.m. radio transmissions (as in USA).
- no equipment needed for alignment.
- suitability for both open-reel and cassette tape machines.
- check tape switch for encoded monitoring in three-head machines.

Typical performance

Noise reduction better than 9dB weighted.
Clipping level 16.5dB above Dolby level (measured at 1% third harmonic content)

Harmonic distortion 0.1% at Dolby level typically 0.05% over most of band, rising to a maximum of 0.12%

Signal-to-noise ratio: 75dB (20Hz to 20kHz, signal at Dolby level) at Monitor output

Dynamic Range >90db

30mV sensitivity.

Complete Kit **PRICE: £43.90 + VAT**

Also available ready built and tested **Price £59.40 + VAT**

Calibration tapes are available for open-reel use and for cassette (specify which) **Price £2.40 VAT**

Single channel plug-in Dolby TM PROCESSOR BOARDS (92 x 87mm) with gold plated contacts and all components **Price £9.00 + VAT.**

Please add VAT @ 15%

We guarantee full after-sales technical and servicing facilities on all our kits, have you checked that these services are available from other suppliers?



All kits are carriage free

INTEGREX LTD.

Please send SAE for complete lists and specifications

Portwood Industrial Estate, Church Gresley,
Burton-on-Trent, Staffs DE11 9PT


Burton-on-Trent (0283) 215432 Telex 377106

INTEGREX

S-2020TA STEREO TUNER/AMPLIFIER KIT

SOLID MAHOGANY CABINET

A high-quality push-button FM Varicap Stereo Tuner combined with a 24W r.m.s. per channel Stereo Amplifier.




Brief Spec. Amplifier Low field Toroidal transformer, Mag. input, Tape In/Out facility (for noise reduction unit, etc.), THD less than 0.1% at 20W into 8 ohms. Power on/off FET transient protection. All sockets, fuses, etc., are PC mounted for ease of assembly. Tuner section uses 3302 FET module requiring no RF alignment, ceramic IF, INTERSTATION MUTE, and phase-locked IC stereo decoder. LED tuning and stereo indicators. Tuning range 88–104MHz. 30dB mono S/N @ 1.2µV. THD 0.3%. Pre-decoder 'birdy' filter. **PRICE: £59.95 + VAT**

NELSON-JONES MK.2 STEREO FM TUNER KIT Price: £69.95 + VAT.
Improved performance with linear phase IF and second generation IC decoder.

NELSON-JONES MK. I STEREO FM TUNER KIT

A very high performance tuner with dual gate MOSFET RF and Mixer front end, triple gang varicap tuning, and dual ceramic filter/dual IC IF amp.



Brief Spec. Tuning range 88–104MHz. 20dB mono quieting @ 0.75µV. Image rejection — 70dB. IF rejection — 85dB. THD typically 0.4%. IC stabilized PSU and LED tuning indicators. Push-button tuning and AFC unit. Choice of either mono or stereo with a choice of stereo decoders.

Compare this spec. with tuners costing twice the price.

Mono £36.40 + VAT

With ICPL Decoder £40.67 + VAT

**With Portus-Haywood Decoder
£44.20 + VAT**




Sens. 30dB S/N mono @ 1.2µV
THD typically 0.3%
Tuning range 88–104MHz
LED sig. strength and stereo indicator

STEREO MODULE TUNER KIT

A low-cost Stereo Tuner based on the 3302 FET RF module requiring no alignment. The IF comprises a ceramic filter and high-performance IC Variable INTERSTATION MUTE. PLL stereo decoder IC. Pre-decoder 'birdy' filter Push-button tuning

PRICE: Stereo £33.95 + VAT



S-2020A AMPLIFIER KIT

Developed in our laboratories from the highly successful "TEXAN" design. PC mounting potentiometers, switches, sockets and fuses are used for ease of assembly and to minimize wiring. Power 'on/off' FET transient protection.

Typ Spec. 24+24W r.m.s. into 8-ohm load at less than 0.1% THD. Mag. PU input S/N 60dB. Radio input S/N 72dB. Headphone output. Tape In/Out facility (for noise reduction unit, etc.). Toroidal mains transformer.

PRICE: £35.95 + VAT

BASIC NELSON-JONES TUNER KIT	£15.70 + VAT	PHASE-LOCKED IC DECODER KIT	£4.47 + VAT
BASIC MODULE TUNER KIT (stereo)	£18.50 + VAT	PUSH-BUTTON UNIT	£6.00 + VAT
PORTUS-HAYWOOD PHASE-LOCKED STEREO DECODER KIT			£8.80 + VAT


DELTA OSCAR NANCY TANGO - FOXTROT OSCAR ROMEO GOLF ECHO TANGO - NIE ZAPOMNIJ - PAID ANGHOFIO - NICHT VERGESSEN - NE FORGESU - N'OUBLIEZ PAS - DON'T FORGET — Whatever language you speak, you will be in very good company at the A.R.R.A.

EIGHTH NATIONAL AMATEUR RADIO AND ELECTRONICS EXHIBITION

at the **GRANBY HALLS, LEICESTER**
on **NOVEMBER 8, 9 & 10**

£500 in Voucher Prizes PLUS Free Raffle Prizes at 14.00, 15.00, 16.00 and 17.00 hours each day. OPEN THURSDAY, FRIDAY and SATURDAY, 10.00 until 18.00 hours. Admission 50p. Concessionary tickets 40p for Clubs and Parties of 25 or more. DON'T FORGET . . .

UNDISPUTEDLY THE FINEST SHOW IN EUROPE!!



**MORE SCOPE
FOR YOUR
MONEY**

**RADAT 3106C
10MHz SCOPE
5" CRT**

As recommended by Practical
Wireless

★ Specification

Display: 8 × 10cm with 1cm graticule squares
Tube: 130BE/P31
EHT: 1.6kV
VERTICAL AMPLIFIER
Sensitivity: 10mV/cm to 50mV/cm in 12 steps
Bandwidth: DC to 6MHz—3dB; DC to 10MHz—6dB
Risetime: 55ns
Input Impedance: 1MΩ and 30pF
Input: ±400V max.
HORIZONTAL AMPLIFIER
Sensitivity: 720mV/cm to 50V/cm
Bandwidth: DC to 1.5MHz—3dB
X-Y Phase Shift: 5° d.c. to 50kHz

TIME BASE

Range: 0.5μs/cm to 10ms/cm in 6 ranges
Magnifier: ×5 (100ns/cm fastest sweep speed)
Calibration: 5%
Vernier: 12:1 continuous
Trigger Sensitivity: 1cm deflection 10Hz to 8MHz
Automatic no manual controls
Power Supplies: 100 to 135V and 200 to 265V
48-440Hz 15W
Dimensions: 182 × 200 × 405mm
4.5kg
Accessories: Main test prods and leads, Handbook
Price: £169.95 inc. 15% VAT and carriage.

Company orders welcome by phone or Telex. S.a.e. for brochure:

KRAMER & CO.
9 OCTOBER PLACE, HOLDERS HILL ROAD
LONDON NW4 1EJ
Tel: 01-203 2473. Telex 888941 attn. K7
Callers welcome by appointment only

Please send me Radat 3106C 10MHz Scope

I/We enclose
Please send me details of 5MHz + 6MHz Scopes YES NO

Name

Address

ACCESS, VISA, BARCLAYCARD, MASTER CHARGE

RECHARGEABLE BATTERIES

TRADE ENQUIRIES WELCOME

Full range available to replace 1.5 volt dry cells and 9 volt PP type batteries, SAE for lists and prices. £1.25 for booklet. "Nickel Cadium Power," plus catalogue.

Write or call at:

SANDWELL PLANT LTD.
2 Union Drive, Boldmere
Sutton Coldfield, West Midlands 021-354 9764

See full range at TLC, 32 Craven street, Charing Cross, London WC2.

WW—044 FOR FURTHER DETAILS

TV TUBE REBUILDING

Faircrest Engineering Ltd., manufacture a comprehensive range of equipment for processing all types of picture tubes, colour and mono. Standard or custom built units for established or new businesses. We export world-wide and have an excellent spares service backed by a strong technical team.

Full training courses are individually tailored to customers' requirements.

For full details of our service contact Neil Jupp

FAIRCREST ENGINEERING LTD.

Willis Road, Croydon, CR02XX.
01-684 1422, 01-689 8741

WW — 027 FOR FURTHER DETAILS

BI-PAK

SEMICONDUCTORS SEND YOUR ORDERS TO
DEPT. WW10, PO BOX 6, WARE, HERTS.
VISIT OUR SHOP AT: 3 BALDOCK ST, WARE, HERTS.
TEL: 0920 3182. TELEX: 817861

TRANSISTORS

AC126 £0.21	BC148 £0.08	BC549 £0.12	BU105 £1.84	ZTX109 £0.11
AC127 £0.21	DC149 £0.08	BC550 £0.16	BU105/02 £2.24	ZTX300 £0.13
AC128 £0.18	BC157 £0.12	BC556 £0.16	BU204 £1.61	ZTX500 £0.14
AC128K £0.30	BC158 £0.12	BC557 £0.15	BU205 £1.61	2N1813 £0.23
AC132 £0.23	BC159 £0.12	BC558 £0.14	BU208/02 £2.58	2N1711 £0.23
AC134 £0.23	BC167 £0.14	BC559 £0.16	MJE2955 £1.04	2N1889 £0.51
AC137 £0.23	BC168 £0.14	BD115 £0.58	MJE3055 £0.69	2N1890 £0.51
AC141 £0.25	BC169 £0.10	BD116 £0.92	MJE3440 £0.60	2N1893 £0.35
AC141K £0.35	BC169C £0.12	BD121 £0.75	MPF104 £0.32	2N2147 £0.86
AC142 £0.23	BC170 £0.10	BD124 £0.81	MPF104 £0.40	2N2148 £0.81
AC176 £0.21	BC171 £0.10	BD131 £0.40	MP705 £0.40	2N2180 £1.15
AC176K £0.30	BC172 £0.10	BD132 £0.40	MPSA05 £0.23	2N2192 £0.44
AC178 £0.29	BC173 £0.10	BD133 £0.46	MPSA06 £0.23	2N2193 £0.44
AC179 £0.29	BC177 £0.18	BD135 £0.44	MPSA55 £0.23	2N2194 £0.44
AC180 £0.23	BC178 £0.18	BD136 £0.40	MPSA56 £0.23	2N2217 £0.25
AC180K £0.32	BC179 £0.18	BD137 £0.40	OC22 £1.73	2N2218 £0.25
AC181 £0.23	BC180 £0.18	BD138 £0.41	OC23 £1.73	2N2218A £0.23
AC181K £0.32	BC181 £0.10	BD139 £0.41	OC24 £1.56	2N2219 £0.23
AC187 £0.21	BC182L £0.10	BD140 £0.41	OC25 £1.15	2N2219A £0.25
AC187K £0.32	BC183 £0.10	BD155 £0.92	OC26 £1.15	2N2904 £0.23
AC188 £0.21	BC183L £0.10	BD175 £0.69	OC28 £0.92	2N2904A £0.24
AC188K £0.32	BC184 £0.10	BD176 £0.69	OC29 £1.09	2N2905 £0.20
AD140 £0.69	BC187 £0.13	BD177 £0.78	OC35 £1.03	2N2905A £0.23
AD142 £0.98	BC208 £0.13	BD178 £0.78	OC36 £1.03	2N2906 £0.23
AD143 £0.86	BC209 £0.14	BD179 £0.86	OC70 £0.27	2N2906A £0.23
AD149 £0.89	BC212 £0.10	BD203 £0.92	OC71 £0.17	2N2907 £0.23
AD161 £0.40	BC212L £0.10	BD204 £0.92	TC44 £0.33	2N2907A £0.25
AD162 £0.40	BC213 £0.10	BDY20 £0.92	TC45 £0.40	2N2926G £0.10
AD161 162MP £0.81	BC214 £0.10	BF457 £0.43	TIP28A £0.46	2N2926V £0.09
AF124 £0.35	BC214L £0.10	BF459 £0.44	TIP28B £0.48	2N2926G £0.09
AF125 £0.35	BC227 £0.18	BF594 £0.35	TIP28C £0.51	2N2926R £0.09
AF126 £0.35	BC238 £0.18	BF596 £0.32	TIP30A £0.46	2N2926B £0.09
AF127 £0.35	BC251 £0.17	BFR39 £0.28	TIP30B £0.48	2N3053 £0.18
AF139 £0.40	BC251A £0.18	BFR40 £0.28	TIP30C £0.50	2N3054 £0.46
AF186 £0.58	BC301 £0.32	BFR79 £0.32	TIP31A £0.46	2N3055 £0.46
AF239 £0.47	BC302 £0.33	BFX29 £0.25	TIP31B £0.48	2N3614 £1.15
AL102 £1.38	BC303 £0.32	BFX29 £0.25	TIP31C £0.50	2N3615 £1.21
AL103 £1.36	BC304 £0.44	BFX30 £0.35	TIP32A £0.46	2N3616 £1.21
AU104 £1.01	BC327 £0.18	BFX84 £0.25	TIP32B £0.48	2N3646 £0.10
AU110 £1.01	BC328 £0.17	BFX84 £0.25	TIP32C £0.50	2N3702 £0.09
AU113 £1.61	BC337 £0.17	BFX86 £0.29	TIP41A £0.50	2N3704 £0.08
BC107A £0.09	BC338 £0.17	BFX87 £0.25	TIP41C £0.55	2N3705 £0.08
BC107B £0.09	BC440 £0.35	BFX88 £0.25	TIP42A £0.50	2N3706 £0.09
BC107C £0.12	BC441 £0.35	BFY50 £0.18	TIP42C £0.55	2N3707 £0.08
BC108A £0.09	BC460 £0.44	BFY51 £0.18	TIP42C £0.55	2N3708 £0.08
BC108B £0.09	BC461 £0.44	BFY52 £0.18	TIP2955 £0.69	2N3709 £0.08
BC108C £0.12	BC477 £0.23	BP19 £0.44	TS43 £0.25	2N3710 £0.08
BC109A £0.09	BC478 £0.23	BP20 £0.44	TS90 £0.20	2N3711 £0.08
BC109B £0.10	BC479 £0.23	BP19/1 £0.44	UT46 £0.23	2N3819 £0.21
BC109C £0.12	BC547 £0.12	20MP £0.92	TX107 £0.11	2N3820 £0.40
BC147 £0.08	BC548 £0.12	BRV39 £0.51	ZTX108 £0.11	

74 SERIES TTL

Type Price	Type Price	Type Price	Type Price	Type Price	Type Price
7400 £0.10	7427 £0.27	7472 £0.23	74105 £0.43	74163 £0.71	
7401 £0.12	7428 £0.29	7473 £0.28	74107 £0.27	74164 £0.78	
7402 £0.12	7430 £0.19	7474 £0.28	74110 £0.41	74165 £0.78	
7403 £0.12	7432 £0.25	7475 £0.33	74111 £0.66	74166 £0.89	
7404 £0.12	7433 £0.34	7476 £0.28	74118 £0.92	74174 £0.74	
7405 £0.12	7437 £0.25	7480 £0.50	74119 £1.35	74175 £0.71	
7406 £0.25	7438 £0.24	7481 £0.97	74121 £0.27	74176 £0.66	
7407 £0.25	7440 £0.13	7482 £0.78	74122 £0.44	74177 £0.66	
7408 £0.14	7441 £0.57	7483 £0.66	74123 £0.46	74180 £1.72	
7409 £0.14	7442 £0.46	7484 £1.01	74136 £0.59	74181 £0.66	
7410 £0.12	7443 £0.80	7485 £0.78	74141 £0.63	74182 £0.80	
7411 £0.19	7444 £0.80	7486 £0.25	74145 £0.63	74184 £0.80	
7412 £0.17	7445 £0.74	7489 £1.95	74150 £0.78	74190 £0.78	
7413 £0.27	7446 £0.69	7490 £0.36	74151 £0.55	74191 £0.71	
7414 £0.57	7447 £0.55	7491 £0.73	74153 £0.55	74192 £0.69	
7416 £0.26	7448 £0.64	7492 £0.40	74154 £0.94	74193 £0.66	
7417 £0.12	7450 £0.12	7493 £0.34	74155 £0.57	74194 £0.71	
7420 £0.12	7451 £0.12	7494 £0.86	74156 £0.57	74195 £0.69	
7421 £0.23	7453 £0.12	7495 £0.57	74157 £0.57	74196 £1.20	
7422 £0.18	7454 £0.12	7496 £0.57	74160 £0.66	74197 £1.20	
7423 £0.24	7460 £0.12	74100 £0.97	74161 £0.71	74198 £1.12	
7425 £0.21	7470 £0.28	74104 £0.44	74162 £0.71	74199 £2.12	
7426 £0.26					

CMOS ICs

Type Price	Type Price	Type Price	Type Price	Type Price	Type Price
CD4000 £0.16	CD4015 £0.87	CD4026 £1.38	CD4043 £1.01	CD4070 £0.19	
CD4001 £0.16	CD4016 £0.87	CD4027 £0.57	CD4044 £0.94	CD4071 £0.19	
CD4002 £0.18	CD4017 £0.86	CD4028 £0.78	CD4045 £1.61	CD4072 £0.19	
CD4006 £1.05	CD4018 £0.87	CD4029 £0.97	CD4046 £1.49	CD4073 £0.19	
CD4007 £0.19	CD4019 £0.88	CD4030 £0.55	CD4047 £1.00	CD4082 £0.20	
CD4008 £1.05	CD4020 £1.02	CD4031 £2.30	CD4048 £0.48	CD4510 £1.13	
CD4009 £0.19	CD4021 £0.84	CD4035 £1.15	CD4050 £0.48	CD4511 £1.09	
CD4010 £0.55	CD4022 £0.94	CD4037 £1.09	CD4054 £1.26	CD4516 £1.15	
CD4011 £0.17	CD4023 £1.17	CD4040 £1.01	CD4055 £1.15	CD4518 £1.15	
CD4012 £0.18	CD4024 £0.74	CD4041 £0.87	CD4056 £1.55	CD4520 £1.15	
CD4013 £0.48	CD4025 £1.17	CD4042 £0.82	CD4069 £1.19	CD4014 £0.92	

LINEAR

Type Price	Type Price	Type Price	Type Price	Type Price	Type Price
CA3011 £0.92	CA3130 £1.06	MC1350 £1.38	UA710C £0.46	SN76115 £2.18	
CA3014 £1.55	CA3140 £0.80	MC1352 £1.61	72710 £0.34	SN7660 £0.86	
CA3018 £0.74	LM301 £0.33	MC1469 £3.59	UA711C £0.36	SL141A £2.24	
CA3020 £1.95	LM304 £1.84	MC1496 £1.03	72711 £0.36	TAAS508 £0.40	
CA3028 £0.92	LM308 £1.15	NE536 £3.05	UA723C £0.52	72723 £0.52	
CA3035 £1.61	LM309 £1.72	NE539 £3.52	UA727 £0.52	TAA621B £2.87	
CA3036 £1.15	LM320-5V £1.72	NE555 £0.27	UA741C £0.27	TAA661 £1.72	
CA3042 £1.72	LM320-12V £1.72	NE556 £0.69	72741 £0.27	TAD100 £1.49	
CA3043 £2.12	LM320-15V £1.72	NE555 £1.38	741P £0.23	TAS440 £2.41	
CA3046 £0.80	LM320-24V £1.72	NE566 £1.38	UA747C £0.69	TB810S £0.86	
CA3052 £1.84	LM380 £0.97	NE587 £1.95	72747 £0.69	TB810 £1.12	
CA3054 £1.26	LM381 £1.68	UA702C £1.89	UA748 £0.40	TB820 £0.80	
CA3075 £1.72	LM390 £0.66	72702 £0.52	72748 £0.40	TB820D £2.87	
CA3081 £1.72	MC1303L £0.97	UA703 £0.28	748P £0.40	TC427DS £2.30	
CA3089 £2.30	MC1304 £2.18	UA709 £0.28	SN76013N £2.01	TB800 £0.92	
CA3090 £4.14	MC1310 £1.09	72709 £0.52	SN76023 £2.01		
CA3129 £2.18	MC1312 £2.18	709P £0.28	SN76110 £1.72		

THYRISTORS

Volts No.	Price	Volts No.	Price
50 THY1A/50	£0.29	50 THY3A/50	£0.32
100 THY1A/100	£0.32	100 THY3A/100	£0.34
200 THY1A/200	£0.36	200 THY3A/200	£0.37
400 THY1A/400	£0.43	400 THY3A/400	£0.48
600 THY1A/600	£0.51	600 THY3A/600	£0.57
800 THY1A/800	£0.66	800 THY3A/800	£0.74

LEDs

D/No.	Size	Colour	Price
1501	125	RED	£0.11
1502	125	GREEN	£0.21
1503	125	YELLOW	£0.21
1504	2	RED	£0.11
1505	2	GREEN	£0.21
1506	2	YELLOW	£0.21
1509	2	CLEAR (Ill. Red)	£0.12

SUPER 'Hi-Brite' Type

1521	125	RED	£0.11
1522	2	RED	£0.11
1514	ORP12 Light dependent resistor		£0.63
1520	OCR71 Photo transistor		£0.40

SILICON RECTIFIERS

200MA	Price	10 Amp	Price
IS920 50v	£0.07	IS10/50 50v	£0.21
IS921 100v	£0.08	IS10/100 100v	£0.24
IS922 150v	£0.09	IS10/200 200v	£0.26
IS923 200v	£0.10	IS10/400 400v	£0.40
IS924 300v	£0.11	IS10/600 600v	£0.48
		IS10/800 800v	£0.58
		IS10/1000 1000v	£0.69
1 Amp	Price	30 Amp	Price
IN4001 50v	£0.05	IS30/50 50v	£0.64
IN4002 100v	£0.05	IS30/100 100v	£0.79
IN4003 200v	£0.07	IS30/200 200v	£1.06
IN4004 400v	£0.08	IS30/400 400v	£1.43
1.5 Amp	Price	60 Amp	Price
IS15/50 50v	£0.10	IS70/50 50v	£0.86
IS15/100 100v	£0.11	IS70/100 100v	£0.96
IS15/200 200v	£0.12	IS70/200 200v	£1.38
IS15/400 400v	£0.14	IS70/400 400v	£2.01
IS15/600 600v	£0.16	IS70/600 600v	£2.87
IS15/800 800v	£0.18	IS70/800 800v	£2.87
IS15/1000 1000v	£0.23	IS70/1000 1000v	£3.45
IS15/1200v	£0.28		
3 Amp	Price		
IS5400 50v	£0.16		
IS5401 100v	£0.18		
IS5402 200v	£0.18		
IS5403 400v	£0.19		
IS5405 600v	£0.24		
IS5407 800v	£0.28		
IS5408 1000v	£0.34		

You can get a lot out of our free catalogue



Future Film Developments


36/38 Lexington Street, London, W1R 3HR. Tel: 01-437 1892/3 Tlx: 21624 ALOFFD G

WW-028 FOR FURTHER DETAILS

TOTAL AMPLIFICATION FROM CRIMSON ELEKTRIK

WE NOW OFFER THE WIDEST RANGE OF SOUND PRODUCTS —

STEREO PRE-AMPLIFIER



CPR 1 — THE ADVANCED PRE-AMPLIFIER. The best pre-amplifier in the U.K. The superiority of the CPR 1 is probably the disc stage. The overload margin is a superb 40dB, this together with the high slewing rate ensures clean top, even with high output cartridges tracking heavily modulated records. Common-mode distortion is eliminated by an unusual design. R.I.A.A. is accurate to 1dB; signal to noise ratio is 70dB relative to 3.5mV; distortion <.005% at 30dB overload 20kHz.

Following this stage is the flat gain/balance stage to bring tape, tuner, etc. up to power amp. signal levels. Signal to noise ratio 86dB; slew-rate 3V/uS; T.H.D. 20Hz-20kHz<.008% at any level.

F.E.T. muting. No controls are fitted. There is no provision for tone controls. CPR 1 size is 138x80x20mm. Supply to be ± 15 volts.

MC 1 — PRE-AMPLIFIER. Suitable for nearly all moving-coil cartridges. Sensitivity 70/170uV switchable on the p.c.b. This module brings signals from the now popular low output moving-coil cartridges up to 3.5mV (typical signal required by most pre-amp disc inputs). Can be powered from a 9V battery or from our REG 1 regulator board.

X02:X03 — ACTIVE CROSSOVERS. X02 — two way, X03 — three way. Slope 24dB/octave. Crossover points set to order within 10%.

REG 1 — POWER SUPPLY. The regulator module, REG 1 provides 15.0-15v to power the CPR 1 and MC 1. It can be used with any of our power amp supplies or our small transformer TR 6. The power amp kit will accommodate it.

POWER AMPLIFIERS. It would be pointless to list in so small a space the number of recording studios, educational and government establishments, etc. who have been using CRIMSON amps satisfactorily for quite some time. We have a reputation for the highest quality at the lowest prices. The power amp is available in five types, they all have the same specification. T.H.D. typically 0.1% any power 1kHz 8 ohms. T.I.D. insignificant, slew rate limit 25V/uS; signal to noise ratio 110dB; frequency response 10Hz-35kHz, — 3dB; stability unconditional, protection drives any load safely; sensitivity 775mV (250mV or 100mV on request), size 120x80-25mm.

POWER SUPPLIES. We produce suitable power supplies which use our superb TOROIDAL transformers only 50mm high with a 120-240 primary and single bolt fixing (includes capacitors/bridge rectifier).


POWER AMPLIFIER MODULE



POWER AMPLIFIER KIT. The kit includes all metalwork, heatsinks and hardware to house any two of our power amp modules plus a power supply. It is contemporarily styled and its quality is consistent with that of our other products. Comprehensive instructions and full back-up services enable a novice to build it with confidence in a few hours.

PRE-AMP KIT

This includes all metalwork, pots, knobs, etc., to make a complete pre-amp with the CPR1(S) module and the MC1(S) module if required.



POWER AMPLIFIER MODULES

CE 608 60W/8 ohms 35-0-35v	£19.52
CE 1004 100W/4 ohms 35-0-35v	£23.02
CE 1008 100W/8 ohms 45-0-45v	£25.96
CE 1704 170W/4 ohms 45-0-45v	£31.00
CE 1708 170W/8 ohms 60-0-60v	£33.97

TOROIDAL POWER SUPPLIES

CPS1 for 2xCE 608 or 1xCE 1004	£16.56
CPS2 for 2xCE 1004 or 2/4xCE 608	£18.80
CPS3 for 2xCE 1008 or 1xCE 1704	£19.75
CPS4 for 1xCE 1008	£17.12
CPS5 for 1xCE 1708	£24.15
CPS6 for 2xCE 1704 or 2xCE 1708	£25.53

HEATSINKS

Light duty, 50mm, 2 C/W	£1.44
Medium power, 100mm, 1-4 C/W	£2.35
Disco/group, 150mm, 1-1 C/W	£3.03
Fan, 80mm, state 120 or 240v	£19.70
Fan mounted on two drilled 100mm heatsinks 2x4 C/W, 65 max. with two 170W modules	£31.05

THERMAL CUT-OFF, 70°C £1.54

POWER AMP KIT £35.03

PRE-AMPS

These are available in two versions — one uses standard components, and the other (the S), uses MO resistors where necessary and tantalum capacitors.

CPR 1	£31.65
MC 1	£21.28
CPR 1S	£40.87
MC 1S	£33.17

ACTIVE CROSSOVERS

X02	£15.16
X03	£23.58

POWER SUPPLY

REG1	£6.90	TR6	£1.97
------	-------	-----	-------

PRE-AMP KIT

£38.07

BRIDGE DRIVER, BD1

Obtain up to 340W using 2x170W amps and this module. £5.75


CRIMSON ELEKTRIK

1A STAMFORD STREET, LEICESTER LE1 6NL. Tel. (0533) 553508

U.K. — Please allow up to 21 days for delivery

All prices shown are UK only and include VAT and post. COD 90p extra. £100 limit. Export is no problem, please write for specific quote. Send large SAE or 3 International Reply Coupons for detailed information. Distributors: Minc Teleprodukt, Box 12035, S-750 12 Uppsala 12, Sweden. Badger Sound Services Ltd., 46 Wood Street, Lytham St. Annes, Lancashire, FY8 1QG.

Why Scopex?



There's a range of answers.

There's something every one of our scopes has in common. Great accuracy, tremendous reliability and keener pricing, plus free delivery on UK mainland.

Take the new 4D-10B. The fully stabilised power supply gives 3% accuracy. There's a full XY facility using CMOS ICs for extra reliability, Z modulation for brightening or dimming the trace, 10MHz scan at full bandwidth over the full screen area, trace locate and TV field trigger. At £210.00* it's astonishing value.

Or the 4D-25. A dual trace model with DC-25MHz bandwidth and 10mV/cm sensitivity. Signal delay allows you to trigger from and see the leading edge of any signal. Trigger level and slope are selected on one dual function control. 3% accuracy and still only £360.00*.

Plus the 4S6 single beam 6MHz bandwidth model with easy to use controls. 10mV sensitivity and timebase range of 1 us to 100ms/cm. Lightweight, compact and a very good price. £144.00*.

Return the coupon for full details of the range that gives you a lot more scope.

*UK list price excluding VAT.



Scopex Sales,
Pixmore Avenue, Letchworth, Herts SG6 1JJ.
Tel: (04626) 72771.

Please send me full details of the Scopex range.

Name _____

Company _____

Address _____

Tel: _____ WW 10/79

WW-090 FOR FURTHER DETAILS

LAMGEX SUPPLIES LTD

Climax House, Fallsbrook Rd., Streattham, London SW16 6ED

RST Tel: 01-677 2424 Telex: 946708 **RST**

SEMICONDUCTORS		SEMICONDUCTORS		SEMICONDUCTORS		SEMICONDUCTORS		SEMICONDUCTORS		SEMICONDUCTORS		SEMICONDUCTORS		SEMICONDUCTORS		SEMICONDUCTORS							
AA119	0.12	ASZ15	1.44	BC172	0.12	BD131	0.40	BF257	0.28	CRS3/60	1.04	OAZ201	1.15	OC203	2.02	ZTX502	0.18	2N1309	0.63	2N3771	2.02		
AA130	0.21	ASZ16	1.44	BC173	0.14	BD132	0.44	BF258	0.30	GEX66	1.73	GEX67	1.73	OA2206	1.15	OC204	2.88	ZTX503	0.20	2N1613	0.29	2N3772	2.30
AA131	0.21	ASZ17	1.44	BC174	0.17	BD133	0.59	BF259	0.37	GEX68	1.02	GEX69	1.02	OA2207	1.15	OC205	2.88	ZTX504	0.23	2N1617	0.29	2N3773	3.40
AA132	0.23	ASZ18	1.44	BC175	0.17	BD134	0.60	BF260	0.40	GEX70	0.35	GEX71	0.35	OC206	2.88	OC207	2.88	ZTX505	0.23	2N1823	0.29	2N3819	0.29
AA133	0.28	ASZ19	1.72	BC176	0.16	BD135	0.46	BF261	0.46	GEX72	0.52	GEX73	0.52	OC208	2.88	OC209	2.88	ZTX506	1.04	2N2147	2.02	2N3820	0.52
AA134	0.39	ASZ20	1.72	BC177	0.18	BD136	0.40	BF262	0.46	GEX74	0.52	GEX75	0.52	OC210	2.88	OC211	2.88	ZTX507	1.04	2N2148	1.89	2N3823	0.63
AA135	0.39	ASZ21	1.96	BC178	0.18	BD137	0.40	BF263	0.46	GEX76	0.52	GEX77	0.52	OC212	3.16	OC213	3.16	ZTX508	1.04	2N2218	0.29	2N3826	0.53
AA136	0.39	ASZ22	2.30	BC179	0.18	BD138	0.40	BF264	0.46	GEX78	0.52	GEX79	0.52	OC214	3.16	OC215	3.16	ZTX509	1.04	2N2219	0.29	2N3834	0.15
AA137	0.39	ASZ23	2.30	BC180	0.18	BD139	0.40	BF265	0.46	GEX80	0.52	GEX81	0.52	OC216	3.16	OC217	3.16	ZTX510	1.04	2N2220	0.21	2N3835	0.15
AA138	0.39	ASZ24	2.30	BC181	0.18	BD140	0.40	BF266	0.46	GEX82	0.52	GEX83	0.52	OC218	3.16	OC219	3.16	ZTX511	1.04	2N2221	0.21	2N3836	0.15
AA139	0.39	ASZ25	2.30	BC182	0.18	BD141	0.40	BF267	0.46	GEX84	0.52	GEX85	0.52	OC220	3.16	OC221	3.16	ZTX512	1.04	2N2222	0.21	2N3837	0.15
AA140	0.39	ASZ26	2.30	BC183	0.18	BD142	0.40	BF268	0.46	GEX86	0.52	GEX87	0.52	OC222	3.16	OC223	3.16	ZTX513	1.04	2N2223	0.21	2N3838	0.15
AA141	0.39	ASZ27	2.30	BC184	0.18	BD143	0.40	BF269	0.46	GEX88	0.52	GEX89	0.52	OC224	3.16	OC225	3.16	ZTX514	1.04	2N2224	0.21	2N3839	0.15
AA142	0.39	ASZ28	2.30	BC185	0.18	BD144	0.40	BF270	0.46	GEX90	0.52	GEX91	0.52	OC226	3.16	OC227	3.16	ZTX515	1.04	2N2225	0.21	2N3840	0.15
AA143	0.39	ASZ29	2.30	BC186	0.18	BD145	0.40	BF271	0.46	GEX92	0.52	GEX93	0.52	OC228	3.16	OC229	3.16	ZTX516	1.04	2N2226	0.21	2N3841	0.15
AA144	0.39	ASZ30	2.30	BC187	0.18	BD146	0.40	BF272	0.46	GEX94	0.52	GEX95	0.52	OC230	3.16	OC231	3.16	ZTX517	1.04	2N2227	0.21	2N3842	0.15
AA145	0.39	ASZ31	2.30	BC188	0.18	BD147	0.40	BF273	0.46	GEX96	0.52	GEX97	0.52	OC232	3.16	OC233	3.16	ZTX518	1.04	2N2228	0.21	2N3843	0.15
AA146	0.39	ASZ32	2.30	BC189	0.18	BD148	0.40	BF274	0.46	GEX98	0.52	GEX99	0.52	OC234	3.16	OC235	3.16	ZTX519	1.04	2N2229	0.21	2N3844	0.15
AA147	0.39	ASZ33	2.30	BC190	0.18	BD149	0.40	BF275	0.46	GEX100	0.52	GEX101	0.52	OC236	3.16	OC237	3.16	ZTX520	1.04	2N2230	0.21	2N3845	0.15
AA148	0.39	ASZ34	2.30	BC191	0.18	BD150	0.40	BF276	0.46	GEX102	0.52	GEX103	0.52	OC238	3.16	OC239	3.16	ZTX521	1.04	2N2231	0.21	2N3846	0.15
AA149	0.39	ASZ35	2.30	BC192	0.18	BD151	0.40	BF277	0.46	GEX104	0.52	GEX105	0.52	OC240	3.16	OC241	3.16	ZTX522	1.04	2N2232	0.21	2N3847	0.15
AA150	0.39	ASZ36	2.30	BC193	0.18	BD152	0.40	BF278	0.46	GEX106	0.52	GEX107	0.52	OC242	3.16	OC243	3.16	ZTX523	1.04	2N2233	0.21	2N3848	0.15
AA151	0.39	ASZ37	2.30	BC194	0.18	BD153	0.40	BF279	0.46	GEX108	0.52	GEX109	0.52	OC244	3.16	OC245	3.16	ZTX524	1.04	2N2234	0.21	2N3849	0.15
AA152	0.39	ASZ38	2.30	BC195	0.18	BD154	0.40	BF280	0.46	GEX110	0.52	GEX111	0.52	OC246	3.16	OC247	3.16	ZTX525	1.04	2N2235	0.21	2N3850	0.15
AA153	0.39	ASZ39	2.30	BC196	0.18	BD155	0.40	BF281	0.46	GEX112	0.52	GEX113	0.52	OC248	3.16	OC249	3.16	ZTX526	1.04	2N2236	0.21	2N3851	0.15
AA154	0.39	ASZ40	2.30	BC197	0.18	BD156	0.40	BF282	0.46	GEX114	0.52	GEX115	0.52	OC250	3.16	OC251	3.16	ZTX527	1.04	2N2237	0.21	2N3852	0.15
AA155	0.39	ASZ41	2.30	BC198	0.18	BD157	0.40	BF283	0.46	GEX116	0.52	GEX117	0.52	OC252	3.16	OC253	3.16	ZTX528	1.04	2N2238	0.21	2N3853	0.15
AA156	0.39	ASZ42	2.30	BC199	0.18	BD158	0.40	BF284	0.46	GEX118	0.52	GEX119	0.52	OC254	3.16	OC255	3.16	ZTX529	1.04	2N2239	0.21	2N3854	0.15
AA157	0.39	ASZ43	2.30	BC200	0.18	BD159	0.40	BF285	0.46	GEX120	0.52	GEX121	0.52	OC256	3.16	OC257	3.16	ZTX530	1.04	2N2240	0.21	2N3855	0.15
AA158	0.39	ASZ44	2.30	BC201	0.18	BD160	0.40	BF286	0.46	GEX122	0.52	GEX123	0.52	OC258	3.16	OC259	3.16	ZTX531	1.04	2N2241	0.21	2N3856	0.15
AA159	0.39	ASZ45	2.30	BC202	0.18	BD161	0.40	BF287	0.46	GEX124	0.52	GEX125	0.52	OC260	3.16	OC261	3.16	ZTX532	1.04	2N2242	0.21	2N3857	0.15
AA160	0.39	ASZ46	2.30	BC203	0.18	BD162	0.40	BF288	0.46	GEX126	0.52	GEX127	0.52	OC262	3.16	OC263	3.16	ZTX533	1.04	2N2243	0.21	2N3858	0.15
AA161	0.39	ASZ47	2.30	BC204	0.18	BD163	0.40	BF289	0.46	GEX128	0.52	GEX129	0.52	OC264	3.16	OC265	3.16	ZTX534	1.04	2N2244	0.21	2N3859	0.15
AA162	0.39	ASZ48	2.30	BC205	0.18	BD164	0.40	BF290	0.46	GEX130	0.52	GEX131	0.52	OC266	3.16	OC267	3.16	ZTX535	1.04	2N2245	0.21	2N3860	0.15
AA163	0.39	ASZ49	2.30	BC206	0.18	BD165	0.40	BF291	0.46	GEX132	0.52	GEX133	0.52	OC268	3.16	OC269	3.16	ZTX536	1.04	2N2246	0.21	2N3861	0.15
AA164	0.39	ASZ50	2.30	BC207	0.18	BD166	0.40	BF292	0.46	GEX134	0.52	GEX135	0.52	OC270	3.16	OC271	3.16	ZTX537	1.04	2N2247	0.21	2N3862	0.15
AA165	0.39	ASZ51	2.30	BC208	0.18	BD167	0.40	BF293	0.46	GEX136	0.52	GEX137	0.52	OC272	3.16	OC273	3.16	ZTX538	1.04	2N2248	0.21	2N3863	0.15
AA166	0.39	ASZ52	2.30	BC209	0.18	BD168	0.40	BF294	0.46	GEX138	0.52	GEX139	0.52	OC274	3.16	OC275	3.16	ZTX539	1.04	2N2249	0.21	2N3864	0.15
AA167	0.39	ASZ53	2.30	BC210	0.18	BD169	0.40	BF295	0.46	GEX140	0.52	GEX141	0.52	OC276	3.16	OC277	3.16	ZTX540	1.04	2N2250	0.21	2N3865	0.15
AA168	0.39	ASZ54	2.30	BC211	0.18	BD170	0.40	BF296	0.46	GEX142	0.52	GEX143	0.52	OC278	3.16	OC279	3.16	ZTX541	1.04	2N2251	0.21	2N3866	0.15
AA169	0.39	ASZ55	2.30	BC212	0.18	BD171	0.40	BF297	0.46	GEX144	0.52	GEX145	0.52	OC280	3.16	OC281	3.16	ZTX542	1.04	2N2252	0.21	2N3867	0.15
AA170	0.39	ASZ56	2.30	BC213	0.18	BD172	0.40	BF298	0.46	GEX146	0.52	GEX147	0.52	OC282	3.16	OC283	3.16	ZTX543	1.04	2N2253	0.21	2N3868	0.15
AA171	0.39	ASZ57	2.30	BC214	0.18	BD173	0.40	BF299	0.46	GEX148	0.52	GEX149	0.52	OC284	3.16	OC285	3.16	ZTX544	1.04	2N2254	0.21	2N3869	0.15
AA172	0.39	ASZ58	2.30	BC215	0.18	BD174	0.40	BF300	0.46	GEX150	0.52	GEX151	0.52	OC286	3.16	OC287	3.16	ZTX545	1.04	2N2255	0.21	2N3870	0.15
AA173	0.39	ASZ59	2.30	BC216	0.18	BD175	0.40	BF301	0.46	GEX152	0.52	GEX153	0.52	OC288	3.16	OC289	3.16	ZTX546	1.04	2N2256	0.21	2N3871	0.15
AA174	0.39	ASZ60	2.30	BC217	0.18	BD176	0.40	BF302	0.46	GEX154	0.52	GEX155	0.52	OC290	3.16	OC291	3.16	ZTX547	1.04	2N2257	0.21	2N3872	0.15
AA175	0.39	ASZ61	2.30	BC218	0.18	BD177	0.40	BF303	0.46	GEX156	0.52	GEX157	0.52	OC292	3.16	OC293	3.16	ZTX548	1.04	2N2258	0.21	2N3873	0.15
AA176	0.39	ASZ62	2.30	BC219	0.18	BD178	0.40	BF304	0.46	GEX158	0.52	GEX159	0.52	OC294	3.16	OC295	3.16	ZTX549	1.04	2N2259	0.21	2N3874	0.15
AA177	0.39	ASZ63	2.30	BC220	0.18	BD179	0.40	BF305	0.46	GEX160	0.52	GEX161	0.52	OC296	3.16	OC297	3.16	ZTX550	1.04	2N2260	0.21	2N3875	0.15
AA178	0.39	ASZ64	2.30	BC221	0.18	BD180	0.40	BF306	0.46	GEX162	0.52	GEX163	0.52	OC298	3.16	OC299	3.16	ZTX551	1.04	2N2261	0.21	2N3876	0.15
AA179	0.39	ASZ65	2.30	BC222	0																		

SERVICE TRADING CO

FT3 NEON FLASH TUBE

High intensity, multi-turn, high voltage, neon glow discharge flash tube. Design for ignition timing etc. £1.50 P&P 25p (£2.01 inc. VAT). 3 for £3. P&P 50p (£4.03 inc. VAT & P).

WHY PAY MORE?!

MULTI RANGE METERS TYPE MF15A. AC/DC volts 10, 50, 250, 1000, Ma. 0-5, 0-10, 0-100. Sensitivity 2000V. 24 ranges, dimensions 133 x 93 x 46mm. Price £7.00 plus 50p P&P (£8.83 inc. VAT & P).



TRIAC.

Raytheon tag symmetrical Triac. Type Tag 250/500V. 10 amp 500 p.w. Glass passivated plastic trim. Swiss precision product for long term reliability £1.25 P&P 10p (£1.55 inc. VAT & P) (inclusive of date and application sheet). Suitable Diac 22p.

0 to 60 MINUTES CLOCKWORK TIMER. Double pole 15 amp 230V AC. Contacts (no dial). £1.50. P&P 30p (£2.07 inc. VAT & P). N.M.S.

MERCURY SWITCH

Size 27m x 5mm. 10 for £5.00 P&P 30p, total including VAT £8.10. Min. quantity 10. N.M.S.

230 VOLT AC FAN ASSEMBLY

Powerful continuously rated AC motor complete with 5 blade 6 1/2" or 4 blade 3" aluminium fan. New reduced price £3.00 P&P 65p (£4.20 inc. VAT & P). N.M.S.



21-WAY SELECTOR SWITCH with reset coil

The ingenious electro mechanical device can be switched up to 21 positions and can be reset from any position by energising the reset coil. 230/240V AC operation. Unit is mounted on strong chassis. Complete with cover. Price £5.50 P&P 75p (£7.19 inc. VAT & P). N.M.S.



A.E.G. CONTACTOR

Type LS6/L11. Coil 240V 50Hz. Contacts — 3 make: 600V; 20 amp. 1 break: 600V; 20 amp. Price: £5.50 + 50p P&P (£6.80 inc. VAT & P) N.M.S.

TORIN BLOWER

220/240V AC Aperture 10x4 1/2 cm overall size 16x14cm. Price £3.75 P&P 75p (£4.50 inc. VAT & P). Other types available. SAE for details. N.M.S.



24V DC BLOWER UNIT

USA made 24V DC 8 amp blower that operates well on 12V or 24V ac. DC producing 30 cu ft min normal air pressure. Maximum housing dia 110mm, depth inc motor 75mm, nozzle length 19mm, dia 22mm. Ideal for cooling mobile equipment, car, caravan, etc. £4.50 P&P 75p (£6.04 inc. VAT & P). N.M.S.

SMITH BLOWER.

Type FF8 1706. Small quiet smooth running. 240V AC operation. Output aperture 45x40cm. Overall size: 135x165cm. Flange mounting. Price: £4.25 P&P 75p. (Total: £5.75 incl. P & VAT). N.M.S.

MINIATURE UNISELECTOR

12V 11 way 4 bank (3 non-bridging, 1 homing). £3.00 P&P 35p (£3.85 inc. VAT & P).

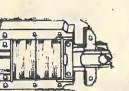
MICRO SWITCHES

Sub min lever m/switch type MML46, 10 for £2.50 + VAT = £2.88 (£3.22 inc. VAT & P). Type 3 115M 906T 10 for £2.50 post paid (£2.88 inc. VAT & P). BF lever operated 20A. c/o. m. Unimax USA, 10 for £4.00 P&P 50p (min. order 10) (£5.18 inc. VAT & P). D.P. C/O lever m/switch, mfg. by Cherry Co. USA. Precious metal, low resistance contacts. 10 for £2.50, P&P 30p. Total inc. VAT £3.22 (min 10). N.M.S.



HEAVY DUTY SOLENOID

Mfg. by Magnetic Devices. 240V AC. Intermittent operation. Approx. 20lb. pull at 1.25in. Ex. equip. Tested. Price £4.75 + 75p P&P (£6.33 inc. VAT & P). R & T.



PYE EYER

240V AC Solenoid. Approx 1lb pull. 1/4" travel. Intermittent rating. Price £1.00 P&P 20p (£1.38 inc. VAT & P) N.M.S.

WESTOOL TYPE MMB MODEL 2

240V AC. Approx. 1 1/4 lb pull at 1/2 inch. Rating 1. Price £1.50 P&P 20p (£1.98 inc. VAT & P). N.M.S.

240V AC SOLENOID OPERATED FLUID VALVE

Rated 1 p.s.i. will handle up to 7 p.s.i. Forged brass body, stainless steel core and spring 1/2 in. b.s.p. inlet outlet. Precision made. British mfg. Price £3.50 Post 50p (£4.60 inc. VAT & P). N.M.S.



INSULATION TESTERS (NEW)

Test to IEE spec. Rugged metal construction, suitable for bench or field work. constant speed clutch. Size L 8in. W 4in. H 6in. weight 6lb.

500 VOLTS 500 megohms £49.00 Post 50p (£57.27 inc. VAT & P)
1000 VOLTS 1000 megohms £55.00 Post 80p (£64.17 inc. VAT & P)
SAE for leaflet.



YET ANOTHER OUTSTANDING OFFER

New I.M.F.D 600V Dubilier wire ended capacitors, 10 for £1.50 P&P 50p (£2.30 inc. VAT & P&P). (Min 10). N.M.S.

VARIABLE VOLTAGE TRANSFORMERS

INPUT 230V AC 50/60
OUTPUT VARIABLE 0/260V AC
BRAND NEW. All types.
200W (1 Amp) fitted A/C
volt meter £14.50
0.5 KVA (Max. 2 1/2 Amp) £17.00
1 KVA (Max. 5 Amp) £22.50
2 KVA (Max. 10 Amp) £37.00
3 KVA (Max. 15 Amp) £45.50
5 KVA (Max. 25 Amp) £74.00
10 KVA (Max. 50 Amp) £168.00
17 KVA (Max. 75 Amp) £260.00

LT TRANSFORMERS

0-10V-15V at 3 amp (ex new equip) £2.50 P&P 50p (£3.45 inc. VAT)
13-0-13V at 1 amp £2.50 P&P 50p (£3.45 inc. VAT)
25-0-25V at 2 1/2 amp £4.50 P&P 75p (£6.04 inc. VAT & P)
0-4V/6V/24V/32V at 12 amp £18.50 P&P £1.90 (£23.48 inc. VAT & P)
0-6V/12V at 20 amp £14.70 P&P £1.50 (£18.63)
0-12V at 20 amp or 0-24V at 10 amp £12.00 P&P £1.50 (£15.53 inc. VAT & P)
0-6V/12V at 10 amp £8.25 P&P £1.25 (inc. VAT £10.93)
0-6V/12V/17V/18V/20V at 20 amp £19.00 P&P £1.50 (£23.58 inc. VAT & P)
0-10V/17V/18V at 10 amp £10.50 P&P £1.50 (inc. VAT £13.80)
JOB LOT! Primary 240V. Secondary 6V at 1.66 amp. Size: 3x2x2in. Price: £1.50 P&P 50p. (Total £2.30 incl. P & VAT). N.M.S.
Other types in stock; phone for enquiries or send SAE for leaflet.

POWER RHEOSTATS

New ceramic construction, vitreous enamel embedded winding, heavy duty brush assembly, continuously rated.
25 WATT 10, 25, 100, 150, 250, 500, 1k, 1.5k ohm £2.40 Post 20p (£2.88 inc. VAT & P). 50 WATT 250 ohm £2.80 Post 25p (£3.62 inc. VAT & P). 100 WATT 1/5/10/25/50/100/250/300Ω/500/1k/1.5k/2.5k/5k ohm. £5.90 Post 35p (£7.19 inc. VAT & P).
Black Silver Skirted Knob calibrated in Nos. 1-9, 1 1/2 in. dia brass bush. Ideal for above Rheostats. 28p ea.
SPECIAL OFFER
BERCO type L RHEOSTAT
85 ohm 300 watt 1.86 amp £7.50 P&P 50p (Total £9.20 inc. VAT). N.M.S.

BLOWER/VACUUM PUMP

3 phase AC motor. 220/250V or 380/440V. 1.425 rpm 1/4 hp cont. Direct coupled to William Allday Alcosa carbon vane blower/vacuum pump. 0.9 cfm 8hg. Price £22.00 P&P £2.00 (£27.60 inc. VAT & P) N.M.S.

STROBE! STROBE! STROBE!

HY-LIGHT STROBE KIT Mk. IV
Latest type Xenon white light tube. Solid state timing and triggering circuit. 230/240V AC operation. Speed adjustable 1-20 fps. Designed for large halls, rooms, etc. Light output greater than many (so called 4 Joule) strobes. Price £19.00 post £1.00 (£23 inc. VAT & P). Specially designed case and reflector for Hy-Light £8.50 Post £1.00 (£11.27 inc. VAT & P).

ULTRA VIOLET BLACK LIGHT FLUORESCENT TUBES
4ft 40 watt £8.70 (callers only £10 inc. VAT). 2ft 20 watt £6.20. Post 75p (£7.99 inc. VAT & P). (For use in drive bin fittings). Mini 12in 8 watt £2.80. Post 35p (£3.62 inc. VAT & P). 9in 8 watt £2.25 Post 35p (£2.99 inc. VAT & P). 6in 4 watt £2.25 Post 35p (£2.99 inc. VAT & P).
Complete ballast unit for either 6", 9" or 12" tube 230V AC op. £3.50 plus P&P 45p (£4.54 inc. VAT & P). Also available for 12V DC op. £3.50 plus P&P 45p (£4.54 inc. VAT & P).
400 watt uv lamp and ballast complete £31.50. Post £3 (£39.68 inc. VAT & P). 400 watt UV lamp only £11.25. Post £1.20 (£14.32 inc. VAT & P).

SQUAD LIGHT

A new conception in light control. Four channels each capable of handling 750 watts of spotlights or dozens of small mains lamps. Seven programs all speed controlled plus flash modulation, effectively giving 14 different displays. Makes sound-to-light obsolete. Completely electrically and mechanically noise free. Price only £80.70 (£89.81 inc. VAT & P).
S.A.E. (Footscap) for further details. Post 75p



WIDE RANGE OF DISCO LIGHTING EQUIPMENT

S.A.E. (Footscap) for details
XENON FLASH GUN TUBES
Range of Xenon tubes available from stock. S.A.E. for full details.

RELAYS

Wide range of AC and DC relays available from stock. Phone or write in your enquiries.
230/240V AC Relays: Arrow, 2 c/o. 15 amp £1.50 (£1.96 inc. VAT & P).
T.E.C. open type 3 c/o. 10 amp £1.10 (£1.50 inc. VAT & P).
DC Relays: Open type 9/12V c/o 6/7 amp £1.00 (£1.38 inc. VAT & P). Sealed 12V 1c/o 7 amp octal base, £1.00 (£1.38 inc. VAT & P). Sealed 12V 3 c/o 7 amp 11 pin, £1.35 (£1.78 inc. VAT & P). 24V. Sealed 3 c/o 7 amp 11-pin £1.35 (£1.78 inc. VAT & P) (amps = contact rating). P&P on any Relay 20p.
Other types available — phone for details. N.M.S.
Very special offer: 9-12V D.C., 2 make contacts, new ITT3 for £1.75 + 25p P&P (inc. VAT £2.30).
Diamond H heavy duty AC relay 230/240V AC, two c/o contacts 25 amp res at 250V AC £2.50 P&P 50p. (£3.45 inc. VAT & P&P). Special base 50p.

METERS (New) — 90mm DIAMETER

AC Amp. Type 6212: 0-1A, 0-5A, 0-20A. AC Volt. 0-15V, 0-300V. DC Amp. Type 65C5: 0-2A, 0-10A, 0-20A, 0-50A DC Volt. 0-15V, 0-30V. All types £3.50 ea. + P&P 50p. (£4.80 incl. VAT). 0-50A DC, 0-100A DC. Price £5.00 + 50p P&P (£6.33 inc. VAT).

GEARED MOTORS

100 R.P.M. 115 lbs. ins.!!
115 lb. ins., 110 volt, 50Hz, 2.8 amp. single phase, split capacitor motor. Immense power. Continuously rated. Totally enclosed. Fan cooled. In-line gearbox. Length 250mm. Dia. 135mm. Spindle Dia. 15.5mm Length 115mm. ex-equipment tested £12.00 Post £1.50 (£15.53 inc. VAT & P). Suitable transformer 230/240 volt £8.00 Post 75p (£10.06 inc. VAT & P). R&T
GEARED MOTORS
28 r.p.m., 20lb. inch 115V AC Reversible motor.
71 r.p.m., 10 lb. inch. 115V AC Reversible motor.
Both types similar to above drawing. Price either type £4.75 + 75p P&P (£6.33 inc. VAT & P&P).
Supplied with transformer for 240V AC operation £7.25 + P&P £1. (£8.49 inc. VAT & P&P). N.M.S.



FRACMO MOTOR

56rpm 50lbs inch 240V AC reversible, 0.7 amp, sharp length 35mm, dia. 16mm, weight 6 kilos 600 grams. Price £15.00 P&P £1.50 (£18.98). N.M.S.



FRACMO MOTOR

1400 rpm HP 1-30 continuously rated 115V AC fitted with anti-vibration cradle mounting. Supplied complete with transformer for 230-240V AC op. £10.00 P&P £1.00 (Total £12.65 inc. VAT). N.M.S.

PARVALUX MOTOR TYPE S.D.2

12V DC shunt 1/30th ph motor. Continuously rated 4,000 rpm. Price £10.00 P&P 75p (£12.36 inc. VAT & P). N.M.S.

PARVALUX 230/250V AC MOTOR

Type SD18 240V AC reversible 30 rpm 50lbs inch. Price £15.00 P&P £1.50 (£18.98 inc. VAT). N.M.S.



CITENCO

FHP motor type C 7333/15 220/240V AC 19 rpm reversible motor, torque 14.5 kg. Gear ratio 144:1. Brand new incl. capacitor, our price £14.25 + £1.25 P&P (£17.83 inc. VAT & P). N.M.S.



CROUZET — 230/240V AC 2 rpm synchronous geared motor £2.90 P&P 30p (Total £3.88 inc. VAT). N.M.S.
HAYDON — 230/240V AC 1 rpm synchronous geared motor £2.90 P&P 30p (Total £3.88 inc. VAT). N.M.S.

REVERSIBLE MOTOR 230V AC

General Electric 230V AC, 1,600 r.p.m. 0.25 amp. Complete with anti-vibration mounting bracket and capacitor. O/A size 110mm x 90mm. Spindle 5/16 dia. 20mm long. Ex-equipment tested £12.00. Post 50p (£4.03 inc. VAT & P).

BIG INCH

Tiny precision-built 3 rpm USA motor size only 1 x 1" 100V. AC operation supplied with resistor for 230V AC. Price: £2.00 P&P 20p. (£2.53 incl. P & VAT). 4 for £5.00 postpaid (£5.75 incl. VAT). N.M.S.

12V DC GEARED MOTOR

Precision built miniature motor. 6/12V DC operation. Incredibly powerful for size.
Approx speed at 6V 60 rpm 40 ma
Approx speed at 9V 80 rpm 50 ma
Approx speed at 12V 120 rpm 60 ma
Size 27mm dia, 38mm length, weight 55 gram. Drive spindle 5 mm x 2 mm dia.
Price: £2.50 post paid (£2.88 inc. VAT).

REDUCTION DRIVE GEARBOX

Ratio 72:1. Input spindle 1/4 x 1/16. Output spindle 3/4 x 3/16. In. long. Overall size approx: 120 x 98 x 68mm. All metal construction. Ex-equip. tested. Price £2.00 + 50p P&P (£2.88 inc. VAT).

VENNER TYPE' ERD TIME SWITCH

200/250V AC 30 amp, 2 on/2 off every 24 hrs. at any manually preset interval, 38-110 min. Spring reserve and day omitting device. Built to highest Electricity Board specification. Price £9.00 P&P 75p. (£11.21). R & T.



SANGAM WESTON TIME SWITCH

Type S251 200/250V AC 2 on 2 off every 24 hours. 20 amps contacts with override switch, diameter 4" x 3", price £8.00 P&P 50p (£8.78 inc. VAT & P). Also available with solar dial. R & T.

AEG TIMESWITCH

200/250V AC 1 on/1 off every 24 hours. 80 amp contact (ideal storage heaters). Spring reserve £10.00 P&P 50p (Total £12.08 inc. VAT). N.M.S.

AC MAINS TIMER UNIT

Based on an electric clock, with 25 amp. single-pole switch, which can be preset for any period up to 12 hrs. ahead to switch on for any length of time, from 10 mins. to 6 hrs. then switch off. An additional 60 min. audible timer is also incorporated. Ideal for Tape Recorders, Lights. Electric Blankets etc. Attractive satin copper finish. Size 135 mm x 130 mm x 60 mm. Price £22.5. Post 40p. (Total inc. VAT & Post £3.05). N.M.S.




2-CAM PROGRAMMER

Crouzet 1 rpm. 115V. AC Motor operating 2 Roller Micro switches (4 amp). Can be used on 240V AC with either 0.25 mfd 250V Capacitor or 5 6K wirewound Resistor 7 watt (not supplied). Price £2.50 + 50p P&P (£3.45 inc. VAT & P)

MINIATURE 24-HOUR TIMESWITCH (German mfr.)

240V AC operation. Spring reserve 10 amp contacts, one on-off every 24 hours. Calibrated in two hour slots. Minimum on-off period 6 hours. Day Omission. Unusual feature with these switches is that trips may be removed at will enabling individual days to be programmed as required. Size only 3" x 4". Depth 2 1/4". Price £6.50 + 50p P&P (£8.05 incl. VAT & P)



N.M.S. — New Manufacturers' Surplus
R & T — Reconditioned and Tested

All Mail Orders — Callers

— Ample Parking

Showroom open Mon-Fri.

SERVICE TRADING CO

57 BRIDGMAN ROAD CHISWICK LONDON W4 5BB 01 995 1660


ACCOUNT CUSTOMERS MIN. ORDER £10.00

PERSONAL CALLERS ONLY

9 LITTLE NEWPORT STREET, LONDON, WC2H 7JJ

Tel: 01-437 0576

J. L. Linsley-Hood High Quality Cassette Recorder



We are the Designer Approved suppliers of kits for this excellent design. The Author's reputation tells you need to know about the circuitry and Hart expertise and experience guarantees the engineering design of the kit. Advanced features include: High quality separate VU meters with excellent ballistics. Controls, switches and sockets mounted on PCB to eliminate difficult wiring. Proper moulded escutcheon for cassette aperture improves appearance and removes the need for the cassette transport to be set back behind a narrow finger trapping slot. Easy to use, robust Lenco mechanism. Switched bias and equalisation for different tape formulations. All wiring is terminated with plugs and sockets for easy assembly and test. Sophisticated modular PCB system gives a spacious, easily built and tested layout. All these features added to the high quality metalwork make this a most satisfying kit to build. Also included at no extra cost is our new HS15 Sendust Alloy record/play head, available separately at £7.60 plus VAT, but included FREE as part of the complete kit at £81.50 plus VAT.

REPRINTS of the 3 articles describing this design 45p No VAT.
REPRINT of Postscript article 30p No VAT.

TEST CASSETTE TC1

Special Hart Copyright test tape makes it easy to set up VU level, head azimuth and tape speed, without test instruments. Suitable for any cassette recorder. Complete with instructions £2.70 inc. VAT.

LINSLEY HOOD CASSETTE RECORDER

Our new improved performance model of the Linsley Hood Cassette Recorder incorporates our VFL 910 vertical front mechanism and circuit modifications to increase dynamic range. Board layouts have been altered and improved but retain the outstandingly successful mother and daughter arrangement used on our Linsley Hood Cassette Recorder 1.


This latest version has the following extra features. Ultra low wow-and-flutter of .09% — easily meets DIN Hi-fi spec. Deck controls latch in rewind modes and do not have to be held. Full Auto stop on all modes. Tape counter with memory rewind. Oil damped cassette door. Latching record button for level setting. Dual concentric input level controls. Phone output. Microphone input facility if required. Record interlock prevents re-recording on valued cassettes. Frequency generating feedback servo drive motor with built-in speed control for thermal stability. All these desirable and useful features added to the excellent design of the Linsley-Hood circuits and the quality of the components used makes this new kit comparable with built-up units of much higher cost than the modest £94.90 + VAT we ask for the complete kit.

SUPER BARGAIN OFFER LENCO FFR CASSETTE DECK

For those who missed our recent bargain CT4s, we now are delighted to be able to offer Brand New Lenco FFR decks complete with motor speed and solenoid control boards fitted and tested. This deck is almost identical to the CRV lacking only the pause control and record button.

A mono head is fitted but we can supply a stereo head, *bought at the same time*, for only £2 + VAT.

This deck would normally cost about £25, and we are offering it complete with a free escutcheon for the incredibly low price of £9.99 + VAT.



VFL 910

VFL 910. Vertical front loading Super Hi-fi deck, as used in our new Linsley-Hood Cassette Recorder 2. £31.99 + VAT. Set of knobs £1.46 + VAT.

LENCO CASSETTE MECHANISMS

We hold stocks of a range of Lenco tape transports for all uses, we can also supply spare parts. For example:
CRV Motors complete £4.00 plus VAT.
CRV Drive Belts 90p plus VAT.

CASSETTE HEADS

A large range of cassette heads for domestic, industrial and audio visual purposes is available from us. The very best stereo head that we can find is our HS15 Sendust Alloy Super Head. This has an even better high frequency response than our HS14 which it replaces. Unlike cheaper and ferrite types this excellent high frequency performance is combined with a high output, thus maintaining the best possible signal to noise ratio. Price £7.60 plus VAT.

4-TRACK Record/play head. Scans all 4 tracks on cassette tape. Suitable for auto-reverse mechanisms, film sync, quadrophonics and many other purposes. Standard impedance £7.40 plus VAT.

Full details of these and other heads are in our lists.

ALL UK ORDERS ARE POST FREE
Please send 9x4 SAE for lists giving fuller details and price breakdowns.

HART ELECTRONICS

Penylan Mill, Oswestry, Salop

Personal callers are always welcome

but please note we are closed all day Saturday

Instant easy ordering, telephone your requirements and credit card number to us on Oswestry (0691) 2894.



IN

DEVON!

**AURA SOUNDS ARE BRINGING
WERSI ORGANS & KITS TO THE**

**ROUGEMONT HOTEL
EXETER**

CONCERT FRIDAY, SEPTEMBER 28th

7.30 p.m. to 10.00 p.m.

Admission Free

**DEMONSTRATIONS SATURDAY, SEPTEMBER
29th**

10.00 a.m. to 5.00 p.m.

SEND FOR SINTEL FREE CATALOGUE

SINTEL

CD4015	0.83	CD4032	0.89	CD4049	0.50	CD4072	0.20	CD4099	1.65
CD4016	0.48	CD4033	1.25	CD4050	0.43	CD4073	0.20	CD4502	0.81
CD4017	0.79	CD4034	1.71	CD4051	0.82	CD4075	0.20	CD4510	1.01
CD4018	0.83	CD4035	1.06	CD4052	0.82	CD4076	1.17	CD4511	1.25
CD4019	0.50	CD4036	2.86	CD4053	0.82	CD4077	0.39	CD4514	2.47
CD4020	0.15	CD4020	1.11	CD4037	0.85	CD4054	1.04	CD4078	0.20
CD4001	0.17	CD4021	0.90	CD4038	0.96	CD4055	1.18	CD4081	0.20
CD4002	0.17	CD4022	0.82	CD4039	2.78	CD4056	1.18	CD4082	0.20
CD4006	1.04	CD4023	0.18	CD4040	0.97	CD4059	4.29	CD4085	0.64
CD4007	0.18	CD4024	0.70	CD4041	0.75	CD4060	1.00	CD4086	0.64
CD4008	0.87	CD4025	0.20	CD4042	0.69	CD4063	0.99	CD4089	1.39
CD4009	0.50	CD4026	1.55	CD4043	0.88	CD4066	0.55	CD4093	0.80
CD4010	0.50	CD4027	0.44	CD4044	0.84	CD4067	3.35	CD4094	1.69
CD4011	0.18	CD4028	0.77	CD4045	1.26	CD4068	0.20	CD4095	0.94
CD4012	0.20	CD4029	1.03	CD4046	1.20	CD4069	0.20	CD4096	0.84
CD4013	0.43	CD4030	0.50	CD4047	0.89	CD4070	0.46	CD4097	3.35
CD4014	0.83	CD4031	2.00	CD4048	0.50	CD4071	0.20	CD4098	0.95

ASSEMBLED LATCHED COUNTER MODULES



Our range of Industrial Latched Counter Module Kits is now available ready-built. These counters use both CMOS and TTL ICs and will save you considerable design, purchasing, building and de-bugging time. Each module uses a set of red LED displays and features a single in-line plug and socket. Instructions are provided. For full details please send for Catalogue.

	TTL			
	Part No.	Built	Part No.	Kit
2 digit	401-484	£13.22	526-412	£10.52
4 digit	715-484	£23.38	657-412	£17.98
6 digit	283-484	£33.76	721-412	£25.66

	CMOS			
	Part No.	Built	Part No.	Kit
2 digit	985-568	£13.12	548-470	£10.42
4 digit	512-568	£25.31	869-470	£18.11
6 digit	393-568	£33.95	191-470	£25.85

Our offices are at Chapel Street, Oxford, but please do not use this as a postal address
FAST SERVICE. We guarantee that Telephone Orders for goods in stock, received by 4.15 p.m. (Mon.-Fri.) will be dispatched on the same day by 1st Class Post (some heavy items by parcel post) and our stocking is good. Private customers should telephone and pay by giving their Access or Barclaycard number with a minimum value of £5. Official orders no minimum. Official orders, Companies, Govt., News, India, and Unive.
ORDERS: C.W.O. add VAT at 8% + 35p p&p. TELEPHONE and CREDIT invoiced ORDERS add VAT at 8% + 60p p&p minimum charge (the balance will be charged at cost). Please send FAST SERVICE. EXPORT ORDERS welcome, no VAT but add 10% (Europe), 15% (Overseas) for Air Mail p&p. For export postage rates on heavy items — contact us first.



SEND YOUR ORDER TO

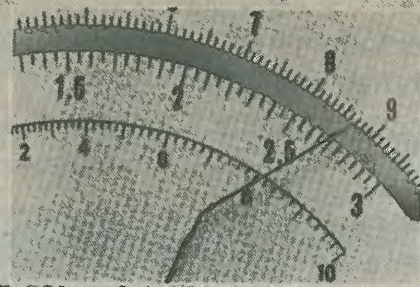
SINTEL
PO BOX 75C OXFORD
Tel: 0865 49791



Finally, you can have all the advantages of DMMs and none of the disadvantages of analogues for about the same price.

Our new 169 is a tough, lightweight, battery-powered digital multimeter for use in the field or on the bench. It is a 3½-digit, full 5-function DMM with respectable .25% DC accuracy.

Its low-parts-count, high-efficiency design keeps power consumption to a minimum for longer component life and fewer failures. MTBF is 20,000 hrs. or about 10 years.



Is this the end for Analogue meters?

only one calibration adjustment a year is required. That adds up to a cost-of-ownership no other competitive DMM can touch. For example, the 169 needs only one battery change per year at a cost of about £1.50.

When you factor in features like function and range annunciation right on the display, auto-zero, auto polarity, 60% larger display than other DMMs and the easy-to-read, colour coded front panel, we think you'll get the point. No analogue meter or DMM can match the price/performance of the new 169. It costs £99 (plus VAT)

For information on the 169 or any Keithley DMM call (0734) 861287
Telex: 847047

Ex stock

WW — 121 FOR FURTHER DETAILS

All 5 functions are fully protected — 1400V peak on DCV and ACV, 300V on Ω , 2A (250V) on DCA and ACA. The fuse is externally accessible for quick replacement. Extensive vibration stress-testing assures the 169 will stand up to all the mechanical shock and abuse normally associated with tough applications.

Cost-conscious ease of maintenance is so thoroughly designed into the 169 that

KEITHLEY

Keithley Instruments Ltd.
1, Boulton Road
GB-Reading, Berkshire RG2 0NL
UNITED KINGDOM
(0734) 861287 Telex: (851) 847047

Keithley Instruments GmbH
Heighofstrasse 5
D-8000 München 70
(089) 714-40-65
Telex: 521 21 60

Keithley Instruments SARL
44, Rue Anatole France
F-91121 Palaiseau Cedex
01-014-22-06.
Telex: (842) 204188



ASCENSION ISLAND YUGOSLAVIA UNITED STATES OF AMERICA JORDAN GREECE INDIA GUYANA PORTUGAL FALKLAND ISLANDS UNITED ARAB EMIRATES JAMAICA HOLLAND KENYA


IRE GRENADA SAUDI ARABIA NEW ZEALAND NORWAY SINGAPORE ICELAND SWEDEN MALAYA INDONESIA BRAZIL SWITZERLAND ZAMBIA GIBRALTAR CHILE SPAIN

ELECTRONIC KITS OF DISTINCTION FROM

POWERTRAN


DE LUXE EASY TO BUILD LINSLEY-HOOD 75W STEREO AMPLIFIER £99.30 + VAT

This easy to build version of our world-wide acclaimed 75W amplifier kit based upon circuit boards interconnected with gold plated contacts resulting in minimal wiring and construction delightfully straightforward. The design was published in Hi-Fi News and Record Review and features include rumble filter, variable scratch filter, versatile tone controls and tape monitoring whilst distortion is less than 0.01%.




WIRELESS WORLD FM TUNER £70.20 + VAT

A pre-aligned front-end module makes this Wireless World published design very simple to construct and adjust without special instruments. Features include an excellent a.m. rejection push-button station selection as well as infinitely variable tuning and a phase locked loop stereo decoder, incorporating active filters for "birdy" suppression.




LINSLEY-HOOD CASSETTE DECK £79.60 + VAT

This design, published in Wireless World, although straightforward and relatively low cost provides a very high standard of performance. There are separate record and replay amplifiers and switchable equalisation together with a choice of bias levels are also provided. The mechanism is the Goldring-Lenco CRV with electronic speed control.



TRANSCENDENT 2000 SINGLE BOARD SYNTHESIZER

As featured in Electronics Today International



Cabinet size 24.6"x15.7"x4.8" (rear) 3.4" (front)

The kit includes fully finished metalwork, fully assembled solid teak cabinet, filter sweep pedal, professional quality components (all resistors either 2% metal oxide or 1/2% metal film!) and it really is complete — right down to the last nut and bolt and last piece of wire! There is even a 13A plug in the kit — you need buy absolutely no more parts before plugging in and making great music! Virtually all the components are on the one professional quality fibre glass PCB printed with component locations. All the controls mount directly on the main board, all connections to the board are made with connector plugs and construction is so simple it can be built easily in a few evenings by almost anyone capable of neat soldering! When finished you will possess a synthesizer comparable in performance and quality with ready built units selling for between £500 and £700!

**COMPLETE KIT
ONLY
£172.00 + VAT!**


Comprehensive handbook supplied with all complete kits! This fully describes construction and tells you how to set up your synthesizer with nothing more than a multi-meter and a pair of ears!

CHROMATHEQUE 5000 5-CHANNEL LIGHTING EFFECTS SYSTEM

This versatile system featured as a constructional article in ELECTRONICS TODAY INTERNATIONAL has 5 frequency channels with individual level controls on each channel. Control of the lights is comprehensive to say the least. You can run the unit as a straightforward sound-to-light or have it strobe all the lights at a speed dependent upon music level or front panel control setting or use the internal digital circuitry which produces some superb random and sequencing effects. Each channel handles up to 500W and as the kit is a single board design wiring is minimal and construction very straightforward.

Kit includes fully finished metalwork, fibreglass PCB, controls, wire, etc. — Complete right down to the last nut and bolt!


**COMPLETE KIT ONLY
£49.50 + VAT**



Panel size 19.0"x3.5". Depth 7.3"

MPA200 100W MIXER/AMPLIFIER

Featured as a constructional article in Electronics Today International the MPA 200 is an exceptionally low-priced but professionally finished general purpose, rugged, high-power amplifier which has an adaptable range of inputs such as disc, microphone, guitar, etc. There are 3 wide range tone controls and a master volume control. Mechanically the design is simplicity in the extreme with minimal wiring making construction very straightforward. Kit includes fully finished metalwork, fibreglass PCB's, controls, wire, etc. — Complete right down to the last nut and bolt!




Panel size 19.0"x3.5". Depth 7.3"


**COMPLETE KIT ONLY
£49.90 + VAT**

All kits also available as separate packs (e.g. P.C.B. component sets, hardware sets, etc.). Prices in FREE CATALOGUE.

T20 + 20 AND T30 + 30 20W, 30W AMPLIFIERS



WWII TUNER



SPECIAL PRICE FOR COMPLETE KIT £47.70 + VAT

AVAILABLE AS SEPARATE PACKS — PRICES IN OUR FREE CATALOGUE

Following the success of our **Wireless World FM Tuner Kit** this cost reduced model was designed to complement the **T20+20** and **T30+30** amplifiers and the cabinet size, front panel format and electrical characteristics make this tuner compatible with either.

Designed by Texas engineers and described in *Practical Wireless*, the Texan was an immediate success. Now developed further in our laboratories to include a Toroidal transformer and additional improvements, the slimline **T20+20** delivers 20W rms per channel of true Hi-Fi at exceptionally low cost. The **easy to build** design is based on a single F/Glass PCB and features all the normal facilities found on quality amplifiers including scratch and rumble filters, adaptable input selector and headphones socket. In a follow-up article in *Practical Wireless* further modifications were suggested and these have been incorporated into the **T30+30**. These include RF interference filters and a tape monitor facility. Power output of this model is 30W rms per channel.


SPECIAL PRICES FOR COMPLETE KITS

T20+20 KIT PRICE £33.10 + VAT

T30+30 KIT PRICE £38.40 + VAT

AVAILABLE AS SEPARATE PACKS — PRICES IN OUR FREE CATALOGUE

POWERTRAN SFMT TUNER



PRICE FOR COMPLETE KIT £35.90 + VAT

AVAILABLE AS COMPLETE KIT ONLY

This is a simple, low cost design which can be constructed easily without special alignment equipment but which still gives a first-class output suitable for feeding any of our very popular amplifiers or any other high quality audio equipment. A phase-locked-loop is used for stereo decoding and controls include switchable afc, switchable muting and push-button channel selection (adjustable by controls on the front panel). This unit matches well with the **T20+20** and **T30+30** amplifiers.

NEW!


Another superb design by synthesizer expert Tim Orr!

TRANSCENDENT DPX

As featured in *Electronics Today International* August, September October, 1977 issues

DIGITALLY CONTROLLED, TOUCH SENSITIVE, POLYPHONIC, MULTI-VOICE SYNTHESIZER

The Transcendent DPX is a really versatile new 5 octave keyboard instrument. There are two audio outputs which can be used simultaneously. On the first there is a beautiful harpsichord or reed sound — fully polyphonic i.e. you can play chords with as many notes as you like. On the second output there is a wide range of different voices, still fully polyphonic. It can be a straightforward piano or a honky tonk piano or even a mixture of the two! Alternatively you can play strings over the whole range of the keyboard or brass over the lower end (the keyboard is electronically split after the first two octaves) or vice versa or even a combination of strings and brass sounds simultaneously. And on all voices you can switch in circuitry to make the keyboard touch sensitive? The harder you press down a key the louder it sounds — just like an acoustic piano. The digitally controlled multiplexed system makes practical sensitivity with the complex dynamics law necessary for a high degree of realism. There is a master volume and tone control, a separate control for the brass sounds and also a vibrato circuit with variable depth control together with a variable delay control so that the vibrato comes in only after waiting a short time after the note is struck for even more realistic string sounds.



Cabinet size 36.3" x 15.0" x 5.0" (rear) 3.3" (front)
Also available as separate packs — prices in free catalogue

COMPLETE KIT ONLY £365.00 + VAT!

To add interest to the sounds and make them more natural there is a chorus / ensemble unit which is a complex phasing system using CCD (charge coupled device) analogue delay lines. The overall effect of this is similar to that of several acoustic instruments playing the same piece of music. The ensemble circuitry can be switched in with either strong or mild effects. As the system is based on digital circuitry data can be easily taken to and from a computer (for storing and playing back accompaniment with or without pitch or key change, computer composing etc., etc.) and an interface socket (25 way D type) is provided for this purpose. Although the DPX is an advanced design using a very large amount of circuitry, much of it very sophisticated, the kit is mechanically extremely simple with excellent access to all the circuit boards which interconnect with multiway connectors, just four of which are removed to separate the keyboard circuitry and the panel circuitry from the main circuitry in the cabinet. The kit includes fully finished metalwork, solid teak cabinet, professional quality components (all resistors 2% metal oxide), nuts, bolts, etc., even a 13A plug — you need buy absolutely no more parts before plugging in and making great music! When finished you will possess an instrument comparable in performance and quality with ready-built units selling for over £1200!

EXPORT A SPECIALITY!

Our Export Department can readily despatch orders of any size to any country in the world. Some of the countries to which we sent kits last year are shown in this advertisement. To assist in estimating postal costs our catalogue gives the weights of all packs and kits. This will be sent free on request, by airmail, together with our "Export Postal Guide" which gives current postage prices. There is no minimum order charge. Prices same as for U.K. customers but no Value Added Tax charged. Postage charged at actual cost plus 50p documentation and handling. Please send payment with order by Bank Draft, Postal Order, International Money Order or cheque drawn on an account in the U.K. Alternatively for orders over £500 we will accept Irrevocable Letter of Credit payable at sight in London.

Value Added Tax not included in prices UK Carriage FREE

PRICE STABILITY. Order with confidence! Irrespective of any price changes we will honour all prices in this advertisement until October 31st, 1979, if this month's advertisement is mentioned with your order. Errors and VAT rate changes excluded.

U.K. ORDERS. Subject to 15% surcharge for VAT. No charge is made for carriage. Or current rate if charged.

SECURICOR DELIVERY: For this optional service (U.K. mainland only) add £2.50 (VAT inclusive) per kit.

SALES COUNTER: If you prefer to collect your kit from the factory, call at Sales Counter. Open 9 a.m.-4.30 p.m. Monday-Thursday.

QUALITY: All components are brand new first grade full specification guaranteed devices. All resistors (except where stated as metal oxide) are low noise carbon film types. All printed circuit boards are fibreglass, drilled roller tinned.

FOR FURTHER INFORMATION PLEASE WRITE OR TELEPHONE FOR OUR FREE CATALOGUE

POWERTRAN ELECTRONICS

PORTWAY INDUSTRIAL ESTATE
ANDOVER HANTS SP10 3NN

ANDOVER
(0264) 64455

MUSCAT & OMAN
FRANCE
DENMARK
GAMBIA
AUSTRALIA
HONG KONG
MAURU
GERMANY
TUNISIA
LUXEMBOURG
NIGERIA
FINLAND
SOUTH AFRICA
CZECHOSLOVAKIA
AUSTRIA

NEW GUINEA
ISRAEL
GUERNSEY
CYPRUS
BELGIUM
UGANDA
BRUNEI
TRINIDAD
SOUTH WEST AFRICA
ITALY
JAVA
SIERRA LEONE
WINDWARD ISLANDS
CANADA
MALTA

<p>TTLs by TEXAS</p> <p>74251 140p 4019 45p 74259 250p 4020 100p 74278 250p 4021 110p 74279 110p 4022 100p 74283 160p 4023 22p 74290 160p 4024 50p 74293 160p 4025 50p 74298 200p 4026 130p 74305 160p 4027 50p 74366 100p 4028 84p 74367 100p 4029 100p 74368 100p 4030 55p 74390 200p 4031 135p 74393 200p 4033 180p 74490 225p 4034 200p 74490 225p 4035 110p</p> <p>74LS SERIES</p> <p>74LS00 14p 4036 285p 74LS01 14p 4037 115p 74LS02 16p 4038 120p 74LS03 18p 4039 255p 74LS04 18p 4040 100p 74LS05 25p 4041 80p 74LS08 25p 4042 80p 74LS10 22p 4043 80p 74LS11 40p 4044 80p 74LS13 40p 4046 110p 74LS14 72p 4047 100p 74LS15 48p 4048 55p 74LS20 40p 4049 40p 74LS21 40p 4050 40p 74LS22 30p 4051 80p 74LS23 30p 4052 80p 74LS27 30p 4053 80p 74LS28 30p 4054 150p 74LS29 30p 4055 125p 74LS31 30p 4056 135p 74LS35 30p 4059 800p 74LS37 30p 4060 115p 74LS74 30p 4063 120p 74LS75 40p 4066 55p 74LS76 40p 4067 450p 74LS78 110p 4068 22p 74LS85 100p 4070 30p 74LS86 40p 4071 22p 74LS90 40p 4072 22p 74LS92 40p 4073 22p 74LS93 110p 4074 22p 74LS107 40p 4075 107p 74LS109 40p 4081 22p 74LS112 40p 4082 22p 74LS113 90p 4086 72p 74LS114 90p 4089 138p 74LS122 80p 4093 80p 74LS123 70p 4094 250p 74LS124 160p 4095 85p 74LS125 60p 4096 85p 74LS126 60p 4097 340p 74LS132 60p 4098 107p 74LS133 30p 4099 200p 74LS136 55p 40101 132p 74LS139 75p 40102 180p 74LS147 220p 40103 180p 74LS148 220p 40104 90p 74LS151 100p 40105 90p 74LS153 60p 40106 80p 74LS154 200p 40107 80p 74LS155 80p 40108 470p 74LS156 80p 40109 100p 74LS157 80p 40110 300p 74LS158 90p 40114 255p 74LS160 130p 4411 1100p 74LS161 100p 4502 120p 74LS162 140p 4503 70p 74LS163 100p 4507 55p 74LS164 120p 4508 290p 74LS165 180p 4511 150p 74LS166 180p 4514 285p 74LS173 110p 4515 300p 74LS174 90p 4516 110p 74LS175 110p 4518 100p 74LS190 100p 4520 100p 74LS191 100p 4526 108p 74LS192 100p 4527 150p 74LS193 100p 4528 100p 74LS195 140p 4538 120p 74LS196 140p 4543 180p 74LS221 140p 4550 72p 74LS240 175p 4556 72p 74LS241 175p 4560 250p 74LS242 170p 4569 250p 74LS243 170p 4572 40p 74LS244 190p 4583 90p 74LS245 250p 4584 250p 74LS247 140p 4724 250p 74LS248 140p 40014 80p 74LS249 140p 40085 200p 74LS251 140p 40097 80p 74LS252 140p 14411 1100p 74LS257 180p 14433 1100p 74LS258 180p 14500 700p 74LS259 180p 14599 290p 74LS275 175p CD22100 350p 74LS279 90p CD22101 700p 74LS298 245p CD22102 700p 74LS324 200p 74LS348 200p 74LS365 100p 74LS367 100p 74LS368 100p 74LS373 180p 74LS374 180p 74LS378 200p 74LS390 180p 74LS393 180p 74LS445 140p 74LS668 100p 74LS669 100p 74LS670 400p</p> <p>4000 SERIES</p> <p>4000 15p 4001 17p 4002 19p 4007 72p 4008 80p 4009 80p 4010 50p 4011 17p 4012 17p 4013 80p 4014 80p 4015 80p 4016 80p 4017 80p 4018 80p</p>	<p>83 SERIES</p> <p>8301 160p 8302 175p 8308 315p 9310 275p 9311 275p 9312 275p 9314 175p 9316 225p 9321 225p 9322 150p 9334 225p 9338 200p 9370 200p 9374 200p</p> <p>VEROBOARDS 0.1 0.15 (copper clad)</p> <p>2.5x3.75" 45p 2.5x5" 57p 3.75x3.75" 57p 3.75x5" 64p 4.75x17" 290p Pkt of 100 pcs Spot face cutter Pin insertion tool Vero Wiring Pen + 2 wire spools + combs Combs</p> <p>MM57160 820p NE531 150p NE555 25p NE568 70p NE561B 425p NE562B 425p NE565 130p NE566 155p CA3019 80p CA3046 70p CA3048 225p NE55-6N 300p RC4151 120p SAD1024 425p SFF96364 1150p SN7603N 175p SN7603AN 140p SN76033ND 140p SN76032N 120p SN76477 120p SP515 750p TAA621 275p TBA641B11 225p TBA651 200p TBA800 90p TBA810 100p TBA820 100p TCA490 175p TDA1004 300p TDA1008 320p TDA1010 225p TDA1022 60p LM338 95p LM348 95p TDA1034B 250p TDA1170 250p TDA2002V 325p TDA2020 320p TL072 85p TL074 150p TL084 130p UL710 80p LDN6118 320p ULN2004 320p ULN283 100p LM2917 400p XR2207 400p XR2201 400p XR2211 60p XR2216 675p XR2240 400p XR2241 90p MC1419C 90p MC1458 55p MC1459 55p MC1495L 350p MC1496 100p MC3340P 120p MC3360P 120p MK50398 750p</p> <p>VOLTAGE REGULATORS Fixed Plastic TO-220</p> <p>1A 7805 70p 1.2V 7812 70p 1.5V 7815 70p 1.8V 7818 70p 20V 7824 70p</p> <p>100mA TO-92 5V 7805 30p 12V 7812 30p 15V 7815 30p</p> <p>OTHER REGULATORS</p> <p>LM309K 135p LM317 200p LM323K 550p LM723 77p 78P05 90p</p> <p>ORP60</p> <p>ORP60 90p ORP61 90p ORP62 90p</p> <p>OPTO-ISOLATORS</p> <p>TIL111 90p TIL112 90p TIL116 90p</p> <p>LEDs</p> <p>0.2" 18p TIL220 Red 18p TIL222 Gr 18p TIL211 Gr 20p TIL212 Ye 25p TIL216 Red 18p</p> <p>DISPLAYS</p> <p>NSB5881 570p TL311 600p TL312/3 110p TL321/2 130p TL330 140p 7750/60 200p</p> <p>DRIVERS</p> <p>FND507 120p FND507 120p MAN3640 175p MAN4640 250p</p>	<p>TRANSISTORS</p> <p>BF259 35p BF93 25p BF94 25p BF97 25p BF98 25p BF99 25p BF102 25p BF103/4 25p BF104 25p BF105 25p BF106 25p BF107 25p BF108 25p BF109 25p BF110 25p BF111 25p BF112 25p BF113 25p BF114 25p BF115 25p BF116 25p BF117 25p BF118 25p BF119 25p BF120 25p BF121 25p BF122 25p BF123 25p BF124 25p BF125 25p BF126 25p BF127 25p BF128 25p BF129 25p BF130 25p BF131 25p BF132 25p BF133 25p BF134 25p BF135 25p BF136 25p BF137 25p BF138 25p BF139 25p BF140 25p BF141 25p BF142 25p BF143 25p BF144 25p BF145 25p BF146 25p BF147 25p BF148 25p BF149 25p BF150 25p BF151 25p BF152 25p BF153 25p BF154 25p BF155 25p BF156 25p BF157 25p BF158 25p BF159 25p BF160 25p BF161 25p BF162 25p BF163 25p BF164 25p BF165 25p BF166 25p BF167 25p BF168 25p BF169 25p BF170 25p BF171 25p BF172 25p BF173 25p BF174 25p BF175 25p BF176 25p BF177 25p BF178 25p BF179 25p BF180 25p BF181 25p BF182 25p BF183 25p BF184 25p BF185 25p BF186 25p BF187 25p BF188 25p BF189 25p BF190 25p BF191 25p BF192 25p BF193 25p BF194 25p BF195 25p BF196 25p BF197 25p BF198 25p BF199 25p BF200 25p</p> <p>MEMORIES</p> <p>2102-2L 120p 2107-2 120p 2111-2 225p 2112-2 225p 2112-2 225p 4027 375p 4044 900p 4116 900p 5101 510p 5910 80p 745201 325p 82516 325p</p> <p>ROM/PROMS</p> <p>71301 700p 745188 225p 745287 350p 745387 850p 745470 650p 745471 650p 745571 1100p 825137 750p 93427 400p 93428 400p 93446 60p 93448 100p 93448 100p</p> <p>CPUs</p> <p>1600 £12 2650A £20 6502 £10 6503 £9 6802 1250p 8080A 550p INS8060 £11 Z80 £11 Z8001 £12.50</p> <p>EPROMS</p> <p>1702A 500p 2516 3200p 2708 900p 2716 £29</p> <p>SUPPORT DEVICES</p> <p>3245 400p 4820 500p 6821 500p 8205 500p 8212 225p 8216 225p 8224 400p 8228 525p 8251 1200p 8255 550p 8257 1100p 8259 1400p 25P010 850p Z80CT 650p MC14411 1100p MC14412 1100p</p> <p>UART</p> <p>AY-31015P 500p AY-51013P 400p IM6402 500p TMS6011NC 400p</p> <p>CHARACTER GENERATORS</p> <p>3257ADC 990p MCM6576 £10 RC-3-2513 U.C. £10 RC-3-2513 L.C. £10 SN745262AN 1350p</p> <p>KEYBOARD ENCODER</p> <p>AY-5-2376 £10</p> <p>TRANSFORMERS</p> <p>(prim 220/240V)</p> <p>6-0-6 100mA 88p 6-0-12 75mA 82p 9-0-9 100mA 95p 0-120 1250mA 280p 0-25V (5VA) 250p 9-0-9 1A 270p 12V 2A 350p 0-12-15 340p 15-0-15 1A 265p (Please add 50p p&p charge to all marked above our normal p&p charge)</p> <p>RESISTOR HIG.</p> <p>Carb 5% E12 Carbon Film</p> <p>1/4W 10R-1M 7p/5pcs 1/4W 10R-10M 5p/3pcs one value</p> <p>MINIATURE PRESETS</p> <p>Hor/Vent 100R-1M 12p LOGIC PROBE 500p 5K-1M Log or Lin 500p Single 320p Single with Switch 30p Slider 72p</p> <p>DUAL POTS 60mm Trck</p> <p>LM 5K, 10K, 50K, 100K 1200p LOG 10K 50p</p>	<p>2N3054 65p 2N3055 48p 2N3442 140p 2N3553 240p 2N3555 30p 2N3557 250p 2N3643/4 48p 2N3702/3 12p 2N3704/5 12p 2N3706/7 14p 2N3708/9 14p 2N3773 300p 2N3819 25p 2N3820 50p 2N3823 70p 2N3866 60p 2N3902 700p 2N3903/4 80p 2N3905/6 20p 2N4037 85p 2N4058/9 12p 2N4060 12p 2N4123/4 27p 2N4125/6 27p 2N4401/3 27p 2N4427 90p 2N4871 12p 2N4900 13p 2N5069 27p 2N5089 27p 2N5172 27p 2N5179 80p 2N5191 83p 2N5192 83p 2N5245 40p 2N5296 55p 2N5401 50p 2N5457/8 40p 2N5459 40p 2N5930 18p 2N1131/2 20p 2N5485 44p 2N5875 250p 2N6027 48p 2N6247 190p 2N6254 130p 2N6290 65p 2N6292 2A 2SC1172 150p 3N128 200p 3N140 200p 3N141 110p 3N201 110p 3N204 80p 40290 250p 40360 40p</p> <p>40361/2 45p 40364 120p 40408 70p 40409 85p 40410 85p 40411 300p 40594 97p 40595 105p 40673 75p 40841 80p 40871/2 80p</p> <p>DIODES</p> <p>BY 12p 3A 400V 60p 3A 500V 65p 6A 400V 70p 6A 500V 75p 8A 400V 85p 8A 500V 95p 12A 400V 105p 12A 500V 110p 16A 400V 110p 16A 500V 130p T2800 130p</p> <p>TRIACS</p> <p>PLASTIC</p> <p>3A 400V 60p 3A 500V 65p 6A 400V 70p 6A 500V 75p 8A 400V 85p 8A 500V 95p 12A 400V 105p 12A 500V 110p 16A 400V 110p 16A 500V 130p</p> <p>THYRISTORS</p> <p>1A 50V 40p 1A 400V 65p 3A 400V 90p 8A 400V 140p 12A 400V 180p 16A 100V 180p MCR101 2N3525 120p 2N4444 140p 2N5066 34p 2N5064 40p</p> <p>HEAT SINKS</p> <p>For TO220 Volt-ags Regs. and Transistors</p> <p>For T05 12p</p> <p>BRIDGE RECTIFIERS</p> <p>1A 50V 19p 1A 100V 20p 1A 400V 25p 1A 600V 30p 2A 50V 30p 2A 100V 35p 2A 400V 45p 3A 200V 60p 3A 600V 72p 4A 100V 95p 4A 400V 100p 6A 100V 80p 6A 100V 80p 6A 400V 120p</p> <p>LOUD-SPEAKERS</p> <p>Size</p> <p>2 1/2" 64R 70p 2 1/2" 8R 90p 2" 8R 90p 1 1/2" 8R 80p</p>	<p>10A 400V 200p 25A 400V 400p</p> <p>ZENERS</p> <p>2.7V-33V 400mW 1p 1W 8p</p>
--	---	---	--	---

DATA BOOKS
TTLs, CMOs, Linears, Memories, etc. by Mfrs stocked.
Please send S.A.E. for details.

<p>BREADBOARDS</p> <p>EXP350 3.6" x 2.1" (Up to 3 x 14 pin ICs) £3.15 EXP650 3.6" x 2.4" (Up to 1 x 40 pin IC) £3.80 EXP300 6" x 1" (Up to 6 x 14 pin ICs) £5.75 EXP600 6" x 2.4" (Up to 1 x 40 pin DCs) £6.30</p> <p>IC TEST CLIPS</p> <p>14 pin £2.60 16 pin £2.75</p> <p>24 pin £2.90 40 pin £2.90</p>	<p>PROTOBOARD (R) SOLDERLESS BREAD-BOARDS</p> <p>Socket Strips / Bus Strips / Binding Posts mounted on sturdy base plate. £9.20</p> <p>P86 10 x 14 DIL ICs £11.80 PB100 12 x 14 DIL ICs £22.95 PB103 24 x 14 DIL ICs £34.45 PB104 32 x 14 DIL ICs £45.95</p> <p>(The above boards are suitable for all DIL ICs.)</p>	<p>16 KEY KEYPAD (Reed Switches) UHF Modulators Reed Switches (12V) MULTIMETERS SUPERTESTER 80R MICROTEST 60R TMT500 Pocket multimeter</p> <p>£4.00 £3.75 £8.25 £17.00 £22.00 £4.75</p>	<p>COMPUTER KITS</p> <p>MEMORY MAPPED VDU INTERFACE KIT £45.00 SERIAL I/P VDU INTERFACE KIT £58.00 ELF II MICROCOMPUTER KIT £79.95 GIANT MONITOR BOARD FOR ELF II £35.00 4K STATIC RAM BOARD FOR ELF II £69.44 ASCII KEYBOARD KIT £50.58 (Please add 75p p&p to all above items).</p>	<p>1000Hz 300p 1MHz 370p 1.008MHz 370p 3.2768MHz 350p 3.579545MHz 200p 4MHz 350p 8.767237MHz 400p 10MHz 300p 18MHz 300p 25.920MHz 210p 27.145MHz 210p</p> <p>EDGEBOARD CONNECTORS 0.156" PITCH</p> <p>2 x 10 way 85p 2 x 15 way 120p 2 x 22 way 135p 2 x 25 way 160p</p> <p>COUNTERS</p> <p>74C925 475p ICM7216B £20 ICM7217A 850p Z1N404E 700p</p> <p>TTL & ECL</p> <p>MC4024 325p MC4016 70p 10116 35p 10231 35p</p>
---	---	---	--	---


We carry a large stock of 74 and 74LS TTLs, CMOS, Linears, Memories, etc. and can normally offer ex-stock deliveries. We welcome inquiries for volume quantities both from local and overseas buyers.

TECHNOMATIC LTD.
17 BURNLEY ROAD, LONDON NW10
(2 minutes Dollis Hill tube station) (ample street parking)
Tel: 01-452 1500 Telex: 922800

Please add 30p p&p
Government, Colleges, etc. Orders accepted
CALLERS TELEPHONE
Mon-Fri 9.30-5.30
Saturday 10.30-4.30

COURSE 525A

Self-study Microcomputer Training Course



- A uniquely detailed 800-PAGE WORKBOOK/TEXT
- A FULLY ASSEMBLED and TESTED microcomputer
- A COMPLETE SYSTEM with keyboard, Display, Audio Cassette Interface and Power Supply
- Based on the 8080A MICROPROCESSOR
- Designed to TEACH microcomputer software and hardware from fundamentals through advanced concepts
- Easily EXPANDABLE using the Advanced interface Training System Hardware of COMPANION COURSE 536A
- THE S-100 BUS COMPATIBILITY (through our optional S-100 Bus Interconnect Board) permits easy addition of CRT's, printers, floppy disks, and other peripherals.



**INTEGRATED
COMPUTER
SYSTEMS PUBLISHING CO.**

FOR FREE CATALOGUE Please write or call:




LEATHERHEAD
(03723) 79211

ICSP — U.K.
Pebblecoombe, Tadworth
Surrey KT20 7PA
England

K.A.C. A150 MIXER AMPLIFIER

150 WATTS SINE WAVE POWER

£149.50
inc. VAT



Mono, all purpose, reliable, strongly made (3/4" Ali frame).
Double anodised fascia. Full electronic short circuit protection.
Six independent inputs: Dual Phono, RIAA, change-over fader for Discos.
Twin Jack output sockets: 8Ω 150W; 4Ω 100W; 16Ω 80W. (R.M.S.)

K.A.C. Electronic Inv. Ltd., 20 Priory St., Tonbridge, Kent
CALL FOR DEM or PHONE (0732) 358109 FOR LEAFLET

WW — 109 FOR FURTHER DETAILS

FOR TESTING AMPLIFIER QUALITY YOU NEED A SIGNAL WITHOUT DISTORTION

We do not claim our Model A0146 Signal Generator is distortionless. However it is so low (.0015%) that only the most sophisticated Analyser can detect it.

Developed from a Linsley Hood design

Spec. Sine wave distortion below .0015% output 1v rms. Freq. coverage 10Hz-100kHz Coarse and fine attenuation into 600 ohms. Square wave alternative.




£36.00
Tax extra 15%
P.P. £1.75

TELERADIO ELECTRONICS

325 FORE STREET, EDMONTON, LONDON N9 0PE
01-807 3719 Closed Thursdays. S.A.E. for lists.

WW — 097 FOR FURTHER DETAILS

MiniM



LET US TURN YOUR HI-FI ON with our DIGITAL TIMER

The Minim Digital Timer is an accurate 24 hour clock, with the facility to switch mains operated equipment ON and OFF at independently pre-set times; it can switch appliances up to 1.5 kW — the biggest hi-fi, TV, heaters, lights, etc. It is very easy to set the time and lights illuminate to clearly show the settings. Housed in an attractive teak veneered cabinet size 7in. x 5in. x 2in. approximately.

Price £39.95

Please send me further details of your Digital Timer and other products in your range.

Name

Address

..... W1

Minim Audio Limited, Lent Rise Road, Burnham, Slough SL1 7NY. Tel: Burnham 63724.

WW — 098 FOR FURTHER DETAILS

TEK scope 545A with H plug-in £125 ea.
TEK scope 545A with CA plug-in £175 ea.
H.P. scope 175A 50MHZ Dual trace £175 ea.
Single Trace £125 ea.
WAYNE KERR Universal Bridge CT375 £75 ea.
MARCONI Wave Analyser TF2330 £500 ea.
MARCONI Audio Oscillator TF1101 20HZ-200KHZ £45 ea.
MARCONI Valve Voltmeter TF1041C £30 ea.
NOISE GENERATOR CT410 — covers audio to VHF £8 ea.
TEK Transistor Curve Tracer £225
NAGARD Pulse Generator 5002C £50 ea.
MARCONI Wave Analyser type TF455E £30 ea.
SOLARTRON DVM LM1420 with AC unit LM1477 £40 ea.
HONEYWELL 1920 character Upper Case ASCII VDU with edit and block mode transmission. Limited quantity. With data £260 ea.
CALCOMP Drum Plotter type 564 £1,500
MARCONI GEN TF995 (CT402) £170
MARCONI Bridge TF868B £120
RANK Flutter Meters £50 ea.
HEWLETT PACKARD Signal Gen. 608D £240
AVO Signal Generator HF135 £120 ea.
MARCONI Magnification Meter TF1245 with TF1246 £175
MARCONI Magnification Meter TF1245 with TF1247 £175
VARIACS — Ex-Equipment. Good condition. 8 Amps £25 ea.
 Others available. Please enquire.
 Carriage all units £4 ea.

10-Way Multi-Colour Ribbon Cable. New. 40p per metre. P&P 50p.
SPEAKERS 2 1/2in. 50 ohm 0.2W. New 40p each. P&P 50p.
STEPPING MOTORS 6/12 position with additional where the rotor is coils. Device can be used as a tach. Diagram supplied. Will actually work on 5 volts. 12/24 recommended. £1.50 each. P&P 75p. Reduction for quantity.
RAPID DISCHARGE capacitors 8mfid 4kV. £5 each. P&P £1.50.
GEC UHF 4 button tuner. £2.50 each. P&P 85p.
BIG INCH Motor 110V AC 3rpm 50 cycle — very small. 50p each. P&P 50p.
CENTAUR 115V FANS. Brand New 4.5x4.5x1.5in. £4.50 each. P&P 75p.
Ex-Used Equipment — tested 60p each. P&P 75p.
POTTER & BRUMFIELD TIMER RELAY 115V AC Heavy duty 2 pole c/o with 2 second delay. Change R & C for different timing. 50p each. P&P 85p.
CONTACTORS Heavy Duty 24V DC 5 make. £1 each. P&P 85p.
GE C UNF/VHF 6 button tuner. £4.50 each. P&P £1.
DIGITAL 24 HOUR CLOCK with built-in alarm as used in BRAUN Digital clocks. Silent running. Large illuminated numerals. AC mains. Size 6 1/2x2 1/2x2 1/2. ONLY £3.75 each. P&P 50p.
931A PHOTOMULTIPLIER in stainless steel container with window and built in resistor network. £2 each. P&P £1.
SLIDER CONTROL 500K Log Single track. Complete with knob. Length 3 1/2in. 25p each. P&P 25p.
RANCO 250V 15A THERMOSTATS with Control knobs calibrated 50-200 degree F. £2.50 each. P&P £1.
SOLID STATE UNF TUNERS 38 mcs. £1 each. P&P 75p.
BRAND REX blue wire wrap. 30 metres for £1. P&P 25p.
5in. SOLID RUBBER RINGS (1in. dia. rubber). Keep the kids (or dog) happy. 4 for £1. P&P £1.25.
TRANSFORMERS
AUTO 240V input 115V. 1 Amp output. £1.25 each. P&P £1.25.
240V input Sec 6V 1.66A. Size 2 1/2x2x2in. Good quality. £1.50 each. P&P £1.
240V input Sec 12V 0.92A. Size 2 1/2x2x2in. Good quality. £1.50 each. P&P £1.
240V input Sec 12V 100MA. Size 60x40x42mm. 50p each. P&P 75p.
240V input Sec 12-0-12V 50MA. Size 53x45x40mm. £1 each. P&P 75p.
115V input Sec 23V, 15V, 10V, all at 1.5A. Size 3x3 1/2x2 1/2in £1 ea. P&P £1. Or 2 for £1.75. P&P £1.50.
115V input Sec. 5V 250MA. Size 1 1/16x1 1/2x1 1/2in. 2 for 50p. P&P 75p.

SEMICONDUCTORS
 At 2p each.
 1N3063; 1S44.
 At 5p each.
 BC147; BC148B; BC157; BC158; BC237; BF197; OA90; OA91; BA154; BA243.
 At 25p each.
 TIP31; TIP41A; 2N5298; AF139; ZTX341.
 BY127 10p; BF181 20p; BD239 40p; BD241 40p; MJE340AT 40p; BD222 50p.
 BD233 & BD234 Comp pair 25W — 80p per pair or 60p each.
 Regulator TBA625 8 to 20V In — 5V out 100MA. TO5 Can. 50p each.
 BF256C — 20p.
 FND10 7 segment display 0.15in. 40p each.
 TV AMPLIFIER TBA120 20p each.

Integrated Circuits

7453	5p	74H74	12p	74154	70p
7451	5p	74S04	12p	75325	£1
7401	5p	74H51	7p	SN15882	4p
7402	12p	74S38	10p	MC4028	60p
7476	20p	74S02	12p	7417	14p
7495	35p	74S00	12p	7441	40p
709	15p				

MOTOROLA DUAL in Line 6 pin Opto Coupler 30p each. Gold plate tester version 50p each.

AM9140-4K RAMS STATIC 5 Volt ceramic. £4 each.

TELEPHONES. 706 style Black or Grey £5.50 each. 746 style Black or Grey £7.50 each. Older style Black £2.50 each. Postage £1 each.

HONEYWELL Humidity Controllers 50p each. P&P 40p.

THYRISTOR TIMERS. Solid State. 15 secs adjustable (preset) in plastic relay case. Standard 7 pin base. Series delay 50p each. P&P 85p.

MINIATURE PC MOUNT SLIDE SWITCH. Single pole 3-way 10p each.

DIGITAL to ANALOGUE CONVERTOR. 8-bit will fit standard TTI socket. With data £2.50 each. P&P 25p.

VARIACS. 2 Amp. Standard 240 Volts £10 each. P&P £1.50.
ELECTROSTATIC VOLTMETERS. 7.5KV £8 each. P&P £1.
 Other ranges available — please enquire.
TRIMMERS. Sub min. 1.4 5p 6p each.

Minimum order £3 value of goods. P&P or Carriage and VAT at 15% on total must be added to all orders.
CALLERS VERY WELCOME STRICTLY BETWEEN 9am-1pm and 2-5pm Monday to Saturday incl.
BARCLAYCARD (VISA) and ACCESS taken. Official orders welcome.

CHILTMHEAD LTD

NORWOOD ROAD, READING TELEPHONE NO. READING 669656

(2nd turning left past Reading Technical College in King's Road then first right — look on right for door with "Spoked Wheel")

KELSEY K102M TRANSFORMERLESS BALANCED LINE MICROPHONE AMPLIFIERS

Specifications
 Direct P.C.B. mounting
 Supply Voltage ±15V
 Maximum Gain 43dB
 Gain Control Range 38dB
 Gain Reduction in Unbalanced Mode (Input to Terminal +) 10dB
 Maximum Input Level (Unbalanced Mode, Input to Terminal +) +15dBV
 Input Impedance (Each Input Terminal to Ground) 5Kohm
 Optimum Source Impedance 200ohm
 Maximum Output +20dBV
 Frequency Response ± 0.5dB Ref. 10Hz to 50KHz
 Slew Rate Better than 10V/microsec
 Harmonic Distortion Better than 0.03% Ref 1KHz
 Typically 0.027%
 Common Mode Rejection Ratio Better than 80dB
 Equivalent Input Noise (Unweighted) Better than -125dBV (Din/Audio band weighted)
 Recommended Output Loading 10Kohm
 Dimensions 40mm x 40mm x 20mm
 Weight 48 grams

KELSEY ACOUSTICS LTD 28 POWIS TERRACE, LONDON W11. TEL: 01-727 1046

WW — 110 FOR FURTHER DETAILS

MAIL ORDER PROTECTION SCHEME (Limited Liability)

If you order from mail order advertisers in this magazine, except for classified advertisements, and pay by post in advance of delivery, Wireless World will consider you for compensation if the advertiser should become insolvent or bankrupt, provided

1. You have not received the goods or had your money returned; and
2. You write to the publisher of Wireless World explaining the position not earlier than 28 days from the day you sent your order and not later than 2 months from that day.

Please do not wait until the last moment to inform us. When you write, we will tell you how to make your claim and what evidence of payment is required.

We guarantee to meet claims from readers made in accordance with the above procedure as soon as possible after the advertiser has been declared bankrupt or insolvent up to a limit of £3,550 per annum for any one advertiser so affected and up to £10,000 per annum in respect of all insolvent advertisers. Claims may be paid for higher amounts, or when the above procedure has not been complied with, at the discretion of Wireless World; but we do not guarantee to do so in view of the need to set some limit to this commitment and to learn quickly of readers' difficulties.

This guarantee covers only advance payments sent in direct response to an advertisement in this magazine (not, for example, payments made in response to catalogues, etc., received as a result of answering such advertisements. Personal advertisements are excluded.

SPECIAL OFFER!

EXTEL Model AF MATRIX PRINTERS

- featuring:—
- ★ optically coupled RS-232 interface
 - ★ switched crystal controlled Baud rates
 - ★ simple twin stepper motor mechanism
 - ★ compact size
 - ★ full 8 1/2inch paper width
 - ★ impact printing
 - ★ Baudot code suitable for either teleprinter or microprocessor applications
 - ★ fully tested
- £150.00 plus VAT



TELETYPE Model ASR 33

- featuring:—
- ★ ASCII code
 - ★ tape reader/punch
 - ★ 20 mA current loop interface
 - ★ reader control
 - ★ free stand and transformer
 - ★ fully refurbished
- £345.00 plus VAT

(also available unrefurbished but guaranteed complete at £285.00 plus VAT).

COMPUTER APPRECIATION, 86 High Street, Bletchingley, Redhill, Surrey RH1 4PA. Tel: Godstone (0883) 843221

U.K. RETURN OF POST MAIL ORDER SERVICE, ALSO WORLDWIDE EXPORT SERVICE

BSR DE LUXE AUTOCHANGER

Plays 12", 10" or 7" records, Auto or Manual. A high quality unit backed by BSR reliability. Stereo Ceramic Cartridge. AC 200/250V. Size 13½ x 11¼ in. 3 speeds. Above motor board 3¼ in. Below motor board 2½ in. with Ceramic Stereo cartridge.



£20.00 Post £1.60

HEAVY METAL PLINTHS ONLY

Cut out for most BSR or Garrard decks. Silver grey finish. Model "A" Size 14½ x 12½ x 3 in. **£3.50**
Model "B" Size 16 x 13¾ x 3 in. **£4.50**
TINTED PLASTIC COVERS ONLY
Sizes: 14½ x 12½ x 4¼ in. **£3.50**
15½ x 13½ x 4 in. **£4.** 18 x 13¾ x 4 in. **£6.**
17¼ x 9½ x 3½ in. **£3.** 18 x 12½ x 3 in. **£6.**
14½ x 14¾ x 2½ in. Rosewood finish **£4.** Post £1.60

BSR SINGLE PLAYER

Ideal replacement or disco deck with cueing device and stereo ceramic cartridge. 3 speeds. Large turntable, modern design



£21 Post £1.60

TWO-SPEED BUDGET MODEL £15.
BSR P182 3 speeds flared aluminium turntable "S" shape arm, cueing device, ceramic cartridge **£24.** Post £1.60
BSR MP60/P128 Stereo Ceramic, balanced arm, cueing device. Bias compensator **£26.** Magnetic **£5** extra.

GARRARD HI-FI AUTO CHANGER

Model 2025 **£16.50**
3-speed stereo cartridge. Cueing devices Post £1.60



B.S.R. P163 BELT DRIVE QUALITY DECK

Manual or automatic play. Two speeds. Precision balanced arm. Slide in head, cueing device. Bargain price



£30 Post £1.60

ELAC HI-FI SPEAKER 8in. TWIN CONE

Large ceramic magnet, 50-16,000 c/s. Bass resonance 40 c/s. 8 ohm impedance. 10 watts. RMS. **£5.95** Post 75p
20 watt woofer bass unit only **£7.95** Post 75p



LOW VOLTAGE POWER PACK FOR MODELS

Ready made. Famous make. Will supply 10 volts D.C. at 400mA. With terminals and mains lead. **£2.75** Post 50p

POTENTIOMETERS

5kΩ to 2MΩ. LOG or LIN. L/S **35p.** DP **80p.** Stereo L/S **85p.** DP **£1.45p.** Edge Pot 5K. SP

80 Ohm Coax

FRINGE LOW LOSS **15p** yd.
PLUGS 10p. SOCKETS **10p.**
LINE SOCKETS **25p**
OUTLET BOXES **80p**
300 ohm FEEDER **5p** yd.

EMI 13½ x 8in. LOUDSPEAKERS

With tweeter and crossover. 10 watt. 3 or 8 ohm. Bass woofer only 8 ohm. 15 watt.

£9.95 Post 75p

£10.95 Post 75p

Bass woofer only 15 ohm. 20 watt. **£11.95** Post 75p

Suitable Bookshelf Cabinet

Teak finish. For EMI 13 x 8 speakers. Size 16 x 11 x 8 inches approximately. **£9.50** Post £1.60



THE "INSTANT" BULK TAPE ERASER

Suitable for cassettes, and all sizes of tape reels. A.C. mains 200/250V. Leaflet S.A.E. Will also demagnetise small tools **£6**
Head Demagnetiser only **£5.00** Post 50p



RELAYS. 12V DC 95p. 6V DC 85p. 240V AC 95p.

BLANK ALUMINIUM CHASSIS. 6 x 4 - 95p; 8 x 6 - 1.40; 10 x 7 - 1.55; 12 x 8 - 1.70; 14 x 9 - 1.90; 16 x 6 - 1.85; 16 x 10 - 2.20. ANGLE ALI. 6 x ¾ x ¼ in - 20p.
ALUMINIUM PANELS. 6 x 4 - 24p; 8 x 6 - 38p; 14 x 3 - 40p; 10 x 7 - 54p; 12 x 8 - 70p; 12 x 5 - 44p; 16 x 6 - 70p; 14 x 9 - 94p; 12 x 12 - 1.16; 16 x 10 - 1.16.
PLASTIC AND ALI BOXES IN STOCK. MANY SIZES
VARICAP FM TUNER HEAD with circuit & connections. Some technical knowledge required **£4.95.**
TAG STRIP 28-watt 12p.
TAPE OSCILLATOR COIL. Valve type, 35p.
BRIDGE RECTIFIER 200V PIV ½ amp 50p. 8 amp **£2.50.**
TOGGLE SWITCHES SP 30p. DPST 40p. DPDT 50p.
MANY OTHER TOGGLES IN STOCK. Please enquire.
PICK-UP CARTRIDGES ACOS, GP91 **£2.00.** GP94 **£2.50.**
SONOTONE 9TAHC Diamond **£3.75.** V100 Magnetic **£6.50.**
WIRE-WOUND RESISTORS 5 watt, 10 watt, 15 watt 15p.
CASSETTE MOTOR. 6 volt **£1.00.**
CASSETTE MECHANISM. Mono heads, no motor **£3.00.**

MAINS OPERATED SOLID STATE AM/FM STEREO TUNER



200/240V AC Mains. F.M./A.M. Stereo Tuner. Covering M.W., A.M. 540-1605KHz. V.H.F., F.M. 88-108MHz. Ferrite rod aerial for M.W. Full AFC and AGC on A.M. and F.M. Stereo Beacon Indicator. Built-in Pre-amps with variable output adjustable by pre-set

control. Max. o/p Voltage 600mV R.M.S. into 20K. Simulated Teak finish cabinet. Will match almost any amplifier. Size 8¼ in wide, 4 in. high x 9½ in. deep approx. **£28** Post £1.60

RCS SOUND TO LIGHT KIT Mk. 2 £18

Kit of parts to build a 3 channel sound to light unit 1,000 watts per channel. Suitable for home or disco. Post 50p
Easy to build. Full instructions supplied. Cabinet **£4.50** extra. Will operate from 200Mv to 100 watt signal.

RCS "MINOR" 10 watt AMPLIFIER KIT

This kit is suitable for record players, guitars, tape playback, electronic instruments or small PA systems. Two versions available: Mono, **£12.50**; Stereo, **£20.** Post 45p. Specification 10W per channel; input 100mV; size 9½ x 3 x 2 in. approx. SAE details. Full instructions supplied. AC mains powered. Input can be modified to suit guitar.


R.C.S. STEREO PRE-AMP KIT

All parts to build this pre-amp. Inputs for high, medium or low imp per channel. With volume control and P.C. Board **£2.95** Post 35p
Can be ganged to make multi-way stereo mixers

MAINS TRANSFORMERS		ALL POST 75p	
250-0-250V 70mA, 6.5V, 2A			£3.45
250-0-250V 80mA, 6.3V 3.5A, 6.3V 1A			£4.60
300-0-300V 100mA 6.3V 3.5 amp			£5.80
350-0-350V 80mA, 6.3V 3.5A, 6.3V 1A			£5.80
300-0-300V 120mA, 2x6.3V 2A CT., 5V 2A			£8.50
220V 45mA, 6.3V 2A			£1.75
HEATER TRANSFORMER 6.3V ½ amp			£2.30
GENERAL PURPOSE LOW VOLTAGE. Tapped outputs available			
2 amp, 3, 4, 5, 6, 8, 9, 10, 12, 15, 18, 25 and 30V			£8.00
1 amp, 6, 8, 10, 12, 16, 18, 20, 24, 30, 36, 40, 48, 60			£9.00
2 amp, 6, 8, 10, 12, 16, 18, 20, 24, 30, 36, 40, 48, 60			£9.50
3 amp, 6, 8, 10, 12, 16, 18, 20, 24, 30, 36, 40, 48, 60			£12.50
5 amp, 6, 8, 10, 12, 16, 18, 20, 24, 30, 36, 40, 48, 60			£16.00
12V, 100mA		20V, 40V, 60V, 1 amp	£4.00
12V, 750mA		12V, 3 amp	£3.50
10-0-10V 2amp	£3.00	10V, 30V, 40V, 2 amp	£3.50
30V, 5 amp and 17V-0-17V		40V, 2 amp	£3.50
2 amp	£4.00	20V, 1 amp	£3.00
0, 5, 8, 10, 16V, ½ amp	£2.50	20V-0-20V, 1 amp	£3.50
9V, 3 amp	£3.50	30V-0-30V, 2 amp	£8.00
25-0-25V 2 amp	£4.50	2 of 18V, 6 amp, each	£11.00
30V, 2 amp	£3.50	12-0-12V, 2 amp	£3.50
30V, 1½ amp	£3.30	9V, ½ amp	£1.50
AUTO TRANSFORMERS, 115V to 230V or 230V to 115V 150W £7.00. 250W £8.00. 500W £9.00. 500W £10.00.			
FULL WAVE BRIDGE CHARGER RECTIFIERS.			
6 or 12V outputs, 2 amp	75p.	4 amp	£1.25
CHARGER TRANSFORMERS: 1½ amp £3.50. 4 amp £6.50.			
12V, 1½ amp Half Wave Selenium Rectifier			25p

COMPACT SPEAKERS


Teak 4 or 8 ohm
White 4 ohm only
13 x 10 x 6 in. approx.
50 to 14,000 cps.
10 watts.



£16 pair Post £1.60

EXTENSION SPEAKERS £3.95 ea.

Globe shaped cases in high gloss mouldings of red or green, are finished with chrome frontal trim. In addition, 2½ metres of twin lead already fitted with phono plug is supplied.



Full Range Quality
Frequency Response
Impedance: 8 ohms
Power Peak: 5 watts

LOW VOLTAGE ELECTROLYTICS

1, 2, 4, 5, 8, 16, 25, 30, 50, 100, 200mF 15V **10p.**
500mF 12V **15p;** 25V **20p;** 50V **30p;** 420mF/500V **£1.30.**
1000mF 12V **17p;** 25V **35p;** 50V **47p;** 100V **70p.**
2000mF 6V **25p;** 25V **42p;** 40V **60p;** 1200mF 76V **80p.**
2500mF 50V **62p;** 3000mF 25V **47p;** 50V **65p.**
4500mF 64V **£2;** 4700mF 63V **£1.20.** 2700mF/76V **£1.**
5000mF 35V **85p.** 5600mF/76V **£1.75.**

HIGH VOLTAGE ELECTROLYTICS

8/350V **22p** 8-8/450V **50p** 50+50/300V **50p**
16/350V **30p** 8+16/450V **50p** 32+32/450V **75p**
32/500V **75p** 16+16/450V **50p** 100+100/275V **65p**
50/500V **£1.20** 32+32/350V **50p** 150+200/275V **70p**

MANY OTHER ELECTROLYTICS IN STOCK


SHORT WAVE 100pf air spaced gangable tuner, **95p.**
TRIMMERS 10pf, 30pf, 50pf, **5p.** 100pf, 150pf, **15p.**
CERAMIC, 1pf to 0.01mF, **5p.** Silver Mica 2 to 5000pf, **5p.**
PAPER 350V-0.1 7p; 0.5 13p; 1mF 150V 20p; 2mF 150V 20p; 500V-0.001 to 0.05 12p; 0.1 15p; 0.25 25p; 0.47 35p.
MICRO SWITCH SINGLE POLE CHANGEOVER 20p.
SUB-MIN MICRO SWITCH 25p. Single pole change over.
TWIN GANG, 385 + 385pf **80p;** 500pf slow motion **75p.**
365 + 365 + 25 + 25pf. Slow motion drive **85p.** 120pf **50p.**
TRANSISTOR TWIN GANG, **50p.**
NEON PANEL INDICATORS 250V. Amber or red **30p.**
ILLUMINATED ROCKER SWITCH, single pole. Red **85p.**
RESISTORS, 100 to 10M. ¼W, ½W, 1W, 20% 2p; 2W, 10p.
HIGH stability, ¼W 2% 10 ohms to 1 meg., **12p.**
Ditto 5%. Preferred values 10 ohms to 10 meg., **5p.**

ELECTRO MAGNETIC PENDULUM MECHANISM 95p

Post 30p. 1.5V DC operation over 300 hours continuous on SP2 battery, fully adjustable swing and speed. Ideal displays, teaching electro magnetism or metronome, strobe, etc.

BAKER SUPERB £24 12in 25 watt

Quality loudspeaker, low cone resonance ensures clear reproduction of the deepest bass. Special copper drive and concentric tweeter cone. Full range reproduction with remarkable efficiency in the upper register.
Bass resonance 25 c/s
Useful response 20-17,000 c/s
8 or 16 ohms models



BAKER "BIG-SOUND" SPEAKERS. Post £1.60

'Group 100' 'Disco 100' 'Disco 100'
12 inch 12 inch 15 inch
100 watt £29 100 watt £29 100 watt £35
8 or 16 ohm 8 or 16 ohm 8 or 16 ohm

BAKER LOUDSPEAKER, 12 INCH, 60 WATT. GROUP 50/12, 4 OR 8 OR 16 OHM HIGH POWER. FULL RANGE PROFESSIONAL QUALITY. RESPONSE 30-16,000 CPS. MASSIVE CERAMIC MAGNET. WITH ALUMINIUM PRESENCE CENTRE DOME. **£25** Post £1.60

TEAK VENEERED HI-FI SPEAKER CABINETS
For 13x8in. or 8in. speaker **£9.50** Post £1.00
For 6½in. speaker and tweeter **£8.50** Post 75p
Many other cabinets in stock. Phone your requirements.
SPEAKER COVERING MATERIALS. Samples Large S.A.E.
LOUDSPEAKER CABINET WADDING 18in wide 20p ft.

R.C.S. 100 watt VALVE AMPLIFIER CHASSIS



Four inputs. Four way mixing, master volume, treble and bass control. Suits all speakers. This professional quality amplifier chassis is suitable for all groups, disco, PA, where high quality power is required. 5 speaker outputs. AC mains operated. Slave output socket. Produced by demand for a quality valve amplifier. 100V line output to order **£10** extra. Send for leaflet. Suitable carrying cab **£21** Price **£105** carr. **£6.00**

GOODMANS TWIN AXIOM 8 inch dual cone loudspeaker. 8 ohm, 15 watt hi-fi unit **£10.50.**

CROSSOVERS. TWO-WAY 3000 c/s 3 or 8 or 15 ohm **£1.90.** 3-way 950 cps/3000 cps. **£2.20.**

LOUDSPEAKERS PM 3 OHM 7x4in. **£1.50;** 6½in., **£1.95;** 8x5in., **£1.90;** 8in., **£2.50.**

SPECIAL OFFER: 80 ohm, 2¼in., 2¼in., **35 ohm, 3in., 25 ohm, 2½in., 3in., 5x3in., 7x4in., 8 ohm, 2½in., 3in., 3½in., 5in., 15 ohm, 3½in., 4in., 6x4in., 7x4in., 5x3in., 3 ohm, 2½in., 2½in., 3½in., 5in., 5in. dia. **£1.50** each.**

PHILIPS LOUDSPEAKER, 8in., 4 ohms, 4 watts, **£2.50.**

RICHARD ALLAN TWIN CONE LOUDSPEAKERS
Bin. diameter 4W **£2.50.** 10in. diameter 5W **£3.50;** 12in. diameter 6W **£4.50.** 3/8/15 ohms, please state.

MOTOROLA PIEZO ELECTRIC HORN TWEETER. **£6.50**

Handles up to 100 watts. No crossover required.

BLACK PLASTIC CONSTRUCTION BOX with brushed aluminium fascia. Sturdy job. Size 6¼ x 4¼ x 2in. **£1.50**

BAKER 150 WATT PROFESSIONAL MIXER AMPLIFIER



All purpose transistorised. Ideal for Groups, Disco and P.A. 4 inputs speech and music. 4 way mixing. Output 4 8/16 ohms. A.C. Mains. Separate treble and bass controls. Master volume control. 100 volt line model **£99** **£1.60** carr.

BAKER 50 WATT AMPLIFIER



Superior quality ideal for Halls/PA systems, Disco's and Groups. Two inputs with Mixer Volume Controls. Master Bass, Treble and Gain Controls. 50 watts RMS. Three loudspeaker outlets 4, 8, 16 ohm. AC 240V (120V available). Blue wording on black cabinet. **£65** Post £1.60

GOODMANS COMPACT 12-INCH BASS WOOFER

Standard 12in. diameter fixing with cut sides 12" x 10". 14,000 Gauss magnet. 20 watts R.M.S. 4 ohm imp. Bass resonance = 30 c.p.s. Frequency response 30-8,000 c.p.s. **£9.95** each Post **£1.60**



ALUMINIUM HEAT SINKS. FINNED TYPE.

Sizes 5" x 4" x 1" **95p.** 6½" x 2" x 2¼" **45p**

JACK PLUGS Mono Plastic 25p; Metal 30p.

JACK PLUGS Stereo Plastic 30p; Metal 35p.

JACK SOCKETS Mono Open 20p; Closed 25p.

JACK SOCKETS Stereo Open 25p; Closed 30p.

FREE SOCKETS - Cable end 30p.

2.5mm and 3.5mm JACK SOCKETS 15p.

2.5mm and 3.5mm JACK PLUGS 15p.

DIN TYPE CONNECTORS

Sockets 3-pin, 5-pin 10p. Free Sockets 3-pin, 5-pin 25p.

Plugs 3-pin 20p; 5-pin 25p.

PHONO PLUGS AND SOCKETS ea. 10p.


Free Socket for cable end ea. 15p.

Screened Phono Plugs ea. 15p.

TV CONVERGENCE POTS 15p each.

Values = 5, 7, 10, 20, 50, 100, 200, 250, 470, 2000 ohms.

MONO PRE-AMPLIFIER. Mains operated solid state pre-amplifier unit designed to complement amplifiers without low level phono and tape input stages. This free-standing cabinet incorporates circuitry for automatic R.I.A.A. equalisation on magnetic phono input and N.A.B. equalisation for tape heads. Phono sockets for input and output.



£5 Post 50p

RADIO COMPONENT SPECIALISTS 337 WHITEHORSE ROAD, CROYDON Open 9-6. Closed all day Wed. Open Sat. 9-5.

Radio Books and Components Lists 20p. (Minimum posting charge 30p.) Access or Barclaycard please. Telephone: 01-684 1665 for same day despatch.

SAVE £1

1/2 - SEND FOR YOUR PRICE ADMISSION TICKET NOW!

ELECTRONICS 79

EXHIBITION & SEMINAR

ELECTRONIC COMPONENTS INDUSTRY FAIR

20-23 NOVEMBER 1979

OLYMPIA LONDON

You can visit this important exhibition at half the normal cost — just another benefit of being a reader of Wireless World. Tickets normally cost £2 — yet you only pay £1! Electronics '79 is the showcase of the year's new product developments and a vital occasion for key executives and engineers from communications, science, industry, education, data handling, navigation, aerospace ... See the latest in microprocessors, bubble memories, semi-conductors. Look and learn at a fascinating series of ECIF seminars under the general title: "Components of Assessed Quality—The Contribution of the UK Industry." Details of the seminars are available from ECIF, 7/8 Saville Row, London W.1.

Sponsored by the Electronic Components Industry Federation. Offer applies to UK only.

To: Wireless World Ticket Offer, Print Services Department, Electronics '79 Industrial & Trade Fairs Ltd., Radcliffe House, Blenheim Court, Solihull, West Midlands.

Please send me.....ticket/s for Electronics '79 (state quantity). I enclose cheque/p.o. for £.....payable to Industrial & Trade Fairs Ltd.

NAME.....
(please print)
ADDRESS.....

Registered in England No. 783151. WW
Regd. Office: Radcliffe House, Blenheim Court, Solihull, West Midlands.

ELECTRO-TECH COMPONENTS LTD.

364 EDGWARE ROAD, LONDON, W.2. TEL: 01-723 5667

TE20D R.F. SIGNAL GENERATOR



Accurately covers 120 KCS. To 500 MCS in 6 bands. Directly calibrated. Variable R.F. Attenuator 240v AC. Dims: 140 x 215 x 170mm.

£52.95
P.&P £1.25



Y7206 EN 20,000 OPV
AC Volts: 0-10, 50, 250, 500, 1000.
DC Volts: 0-0.5, 5, 25, 125, 250, 500, 1000.
DC Current: 0-0.05, 5, 250 mA.

Resistance: 0-3k ohms, 300k ohms, 3 meg ohms.
Decibels: -20 to +63 db.
Dims: 127 x 90 x 32 mm.
£10.95 P.&P. 75p



IT 1/2 20,000 OPV

AC volts: 0 to 10, 50, 100, 500, 1000.
DC volts: 0 to 5, 25, 50, 250, 500, 2500.
DC current 0 to 50 ua.
2.5 ma, 250 ma.
Resistance: 0 to 6K ohms, 6 meg ohms.
Decibels: -20 to +22 db.
Capacitance: 10 pf, 0.01 uf 0.1 uf.
Size: 4 1/2 x 3 1/4 x 1 inch.

£10.95
P.&P. 75p



TMK500 MULTITESTER

30,000 OPV
A sturdy and reliable instrument. Has internal buzzer.
AC volts: 0 to 2.5, 10, 25, 100, 250, 500, 1000.

DC volts: 0 to 0.25, 1, 2.5, 10, 25, 100, 250, 1000. DC current: 0 to 50 ua, 5 ma, 50 ma, 12 amp.
Resistance: 0 to 6K, 60K, 6 meg, 60 meg.
Decibels: -20 to +56 db.
Short test: Internal buzzer.
Size: 160 x 110 x 55 mm.

£20.50 P.&P. 75p



TX17 TE15 GRID DIP METER

"TRADIPER" Covers 440 KCS to 280 MCS in 6 ranges. 6 coils supplied. Chief applications:
(a) Measuring tuning frequencies.
(b) Oscillating frequency circuit measured without oscillation.
(c) Earphone monitoring — Heterodyne frequency meter.
(d) Frequency meter.
(e) Substitution as a test oscillator.
(f) Relative field strength meter.
Dims: 150 x 80 x 45 mm.

£32.50
P&P £1

SPECIAL OFFER OF NICKEL CADMIUM BATTERIES

These batteries are virtually indestructible. Can be overcharged, short-circuited, or left uncharged for long periods without deterioration. Each cell is in a polystyrene container and in an outer wooden casing with lid for laboratory or industrial use.

Each cell is 1.2V E.M.F.
Approx. average size of single cell in wood case is 10in. high x 5in. x 3 1/4in.
The batteries are new and unused and offered at approx. 48% off current list prices.
Items 1, 2 and 3 are with solid electrolyte. Items 4, 5, 6, 7 and 8 are with liquid electrolyte (will not spill in transit).

LIMITED QUANTITY ONLY

Type				
1 Cell 10 AH	£9.75 P&P £1.00	5 Cell 23 AH	£42.50 P&P £3.50	
2 Cell 10 AH	£33.00 P&P £2.50	6 Cell 32 AH	£22.50 P&P £2.50	
3 Cell 16 AH	£10.50 P&P £1.00	7 Cell 23 AH	£11.50 P&P £1.50	
4 Cell 32 AH	£13.50 P&P £1.50	8 Cell 23 AH	£19.50 P&P £2.50	

Please add 15% VAT to all orders

Callers welcome

We are open 9 a.m.-6 p.m. Mon.-Sat.

We carry a very large selection of electronic components and electro-mechanical items. Special quotations on quantities.

ROTARY STUD SWITCH


PLESSEY 30-way, 2 bank, Single pole. Contacts 1 amp 240v. AC/DC. 0.05Q res. Make before break. Stop infinitely adjustable allowing for any desired arc of travel. Ideal for instrument and model switching. Size 2 1/2" dia. overall x 2 1/4" deep plus 1 1/2" x 1 1/4" dia. spindle.



£3.25 P&P 50p

BENDIX MAGNETIC CLUTCH

Superb example of electro-mechanics. Main body in two sections, coil section fixed with 3/4" sleeve, drive section rotating on outer perimeter. Uniting plate has 3/8" ID bearing concentric with main section and 18-tooth cog wheel. Extremely powerful transmission. 24V D.C. 240 m/a.



£4.75 P.&P. 75p

HERE IT IS! THE BRAND NEW 8022A HAND-HELD DMM

Consider the following features:
6 resistance ranges from 200 ohm - 20 mohm.
8 current ranges from 2mA-2A AC/DC.
10 voltage ranges from 200 mv - 1000v DC, 200 mc - 750V AC.
Pocket size—weighing only 370 gms.
Full overload protection—will withstand 6kv spikes.
Rugged construction—virtually indestructible.
Meets tough military specs—drop proof.
In line push-button operation for single-handed useage.
Incorporates low power cmos chip for low power consumption.
All this plus a 2-year full guarantee.

For only £89.00
Carriage and insurance £3.00



Even more sophisticated the Fluke 8020A. Identical in most respects to the 8022A but in addition incorporates a conductance range from 2mS-200nS.

£112.00

Carriage and Insurance £3.00
A handsome soft carrying case is available for the 8020A and 8022A at **£7.00**


OFF THE SHELF DELIVERY ON THESE



DIGITAL MULTIMETERS

The following accessories are in stock now

Y8008 Touch and Hold Probe	£18.00
80K-40 High Voltage Probe	£45.00
81 RF Probe to 100 MHz	£32.00
80T-150C Temperature Probe (C)	£55.00
801-600 Clamp-on AC Current Probe	£50.00



8010A AND 8012A BENCH MODEL D.M.M.s

The 8010A is a general purpose, bench/portable digital multimeter with more functions and features than ever offered for such a low price. Its companion, the 8012A, has identical characteristics except that it has two additional low resistance ranges, 2Ω and 20Ω to replace the 8010A's 10 ampere current range.
The 8010A and 8012A feature:
10 voltage ranges from 200mv - 1000v dc, 200mv - 75v ac.
3 conductance ranges from 2mS - 200 nS
6 resistance ranges from 200Ω - 20MΩ - the 8012A has two additional resistance ranges 2Ω and 20Ω.
10 current ranges from 200µA - 2A AC/DC - the 8010A has two additional current ranges 10A AC and 10A DC.

8010A £159.00 8012A £179.00

Carriage and Insurance £3.00

The 8010A is also available with two rechargeable Nicad size C batteries installed in option -01 at **£179.00**.

Visit the

PROFESSIONAL Viewdata EXHIBITION

**A DEMONSTRATION OF EQUIPMENT
AND SERVICES FOR THOSE PROFESSIONALLY
ENGAGED IN TELETEX AND VIEWDATA**

- There is enormous scope for the use of viewdata as a private internal communication system for large and small businesses and organisations alike.
- The Professional Viewdata Exhibition is planned to bring together information providers, those interested in the use of teletext and viewdata for private use, and the providers of the necessary hardware and services.
- It shows what equipment is available, what it can do and who supplies it, and how it helps solve problems of information storage, retrieval and dissemination.
- An exclusive event for professionals, the Exhibition is presented by "Viewdata & TV User" magazine with the support of the Association of Viewdata Information Providers, the Post Office and the Department of Industry.
- It is held concurrently with the AVIP members' November conference, also at the West Centre Hotel.

(If you are a Prestel Subscriber, key *45606 #
for more details)

**West Centre Hotel, Lillie Road, Fulham, London,
November 7 & 8**

from 10 am each day.

Nearest Underground station - West Brompton on the Wimbledon branch of the District Line. On leaving the station, turn left; the West Centre is clearly visible a few minutes' walk down Lillie Road. There is no charge for admission, which is by registration at the door.

Electronic Brokers

49/53 Pancras Road London NW1 2QB Tel: 01-837 7781. Telex 2986

ONLY SMALL SELECTION OF OUR VAST STOCKS SHOWN HERE — SEND FOR LATEST CATALOGUE


Electronic Brokers unique catalogue contains 62 pages plus update of second user Test Equipment, and Mini Computers and Peripherals. Vast lists of Signal Sources, Oscilloscopes, DVMs, Counters, Recorders, DEC Computers, VDUs, Teletypes, etc. Largest stocks — most cost effective.

LATEST EDITION JUST OUT. SENT FREE IN UK.

Airmail to overseas addresses £2.00




**SEE US AT
E.M.I.X. '79
OCT. 9, 10 and
BLOOMSBURY
CENTRE
LONDON**



MARCONI INSTS.

TF 2162 M.F. Attenuator
0-111dB Steps of 0.1dB
DC-1MHz. 600Ω


£135.00



SOLARTRON

7055 Microprocessor Controlled D.M.M.
Without processor option
With processor option


**£975.00
£1300.00**



WAYNE KERR

Wayne Kerr B602 VHF Admittance Bridge
c/w SR265 source and Detector
Frequency Range 100kHz—100MHz
Ranges: 1f—1mF, 100μΩ—100MΩ
1pH—10H, 10n mhos—10k mhos
Accuracy typically 1%

£1900.00



MARCONI INSTS.

TF2012 U.H. F.F.M. Signal
Generator, 400-520MHz. Very low
noise & freq. drift


£900.00



WAYNE KERR

B642 Autobalance Univ. Bridge.
Typically 0.1% accuracy. L.C.R. & G
measurements

£695.00



PHILIPS

PM2524 4 1/2 Digit D.M.M.
AC/DC voltage and current and
resistance
Full autoranging

£299.00

Current new price £435.

Unless otherwise stated all equipment offered in the Electronic Brokers 4-page advertisement is refurbished and in the case of Test Equipment also calibrated. Test equipment is guaranteed for 12 months; computer peripherals for 3 months.

Hours of Business:
9 a.m.-5 p.m., Mon.-Fri.
Closed lunch 1-2 p.m.

A copy of our trading conditions is available on request.

Add 15%
VAT to ALL
PRICES

Carriage and
Packing
charge extra
on all items
unless
otherwise
stated.




HEWLETT PACKARD

5 1/2 DIGIT D.M.M. 3490A
AC-DC volts
and resistance
Self check facility

only £550.00

Current new price
£1,679.00



WESTON

4449 3 1/2 Digit D.M.M.
AC-DC Voltage and current and resistance.
**SUPERB VALUE AT ONLY
QUANTITIES AVAILABLE**

£59.00

No.1 in Second User Test Equipment

HUGE PURCHASE OF LEADING BRAND

OSCILLOSCOPES

AT INCREDIBLE

LOW PRICES

to 10MHz Bandwidth

75MHz Tektronix 326 D.T. Battery Miniscope	£900.00
50MHz Telequipment S54AR P.7. CRT (MINT)	£175.00
50MHz Philips PM3010 Battery Miniscope	£325.00
100kHz Hewlett Packard 130C High Sensitivity	£345.00

to 50MHz Bandwidth

75MHz COSSOR CDU 150 D.T. Deep Delay	£450.00
50MHz TEKTRONIX 543B+CA. D.T.	£350.00
50MHz TEKTRONIX 545B+CA. D.T.	£299.00
50MHz PHILIPS PM3211 D.T.	£450.00
50MHz PHILIPS PM3212 D.T. Photo EM79/6631-32)	£625.00
50MHz PHILIPS PM3214 D.T.	£700.00

to 100MHz Bandwidth

TELEQUIPMENT D75 D.T.	£675.00
COSSOR 4000 D.T. S.D.	£525.00
TEKTRONIX 547+1A1. D.T.	£775.00

> 50MHz Bandwidth

75MHz HEWLETT PACKARD 1707B	£925.00
75MHz COSSOR 4100	£695.00
500MHz TEKTRONIX 7904, 7A26, 7A19, 7A21, 7B92	£6350.00
100MHz TEKTRONIX 465 (MINT CONDI- TION)	£1250.00
150MHz TEKTRONIX 454	£1200.00
120MHz PHILIPS PM3260	£1095.00
100MHz PHILIPS PM3262	£1300.00

STORAGE SCOPES

ADVANCE OS2200	£745.00
HEWLETT PACKARD 1703A (Photo EM79/6631-37)	£1850.00
TEKTRONIX 434	£1600.00
TEKTRONIX 434 (option 01)	£1700.00

SCOPE PLUG-INS (TEKTRONIX)

1A1	£225.00
CA D.T.	£60.00
M 4-Trace	£275.00
1A4 4-Trace	£450.00
1A6 Diff.	£225.00
Z Diff.	£750.00
1L30 Spectrum Analyser	£1000.00
1L40 Spectrum Analyser	£1000.00
7D11 Digital Delay	£850.00

T.D.R.

HEWLETT PACKARD 140A+1415A	£1200.00
HEWLETT PACKARD 140B+1415A	£1500.00

Electronic Brokers

49/53 Pancras Road London NW1 2QB Tel: 01-837 7781. Telex 29869



7004 Oscilloscope Main Frame with 7A26 - 7A19 - 7A21 - 7892 Bandwidth: 350MHz with 7A26 500MHz with 7A19 1GHz with 7A21 Sweep speeds 0.5ns-0.2S/div. Full delayed sweep. SUPERS/QUALITY AT VERY SENSIBLE PRICE

TEKTRONIX

£6350

BRIDGES

- AVO**
- Univ. Bridge B150 Mk3 **£200**
- GENERAL RADIO**
- Immittance Bridge 1607A **£750**
- 1608A LCR Bridge. Accuracy typically .05% **£1,450**
- MARCONI INSTS.**
- Univ. Bridge TF1313A (0.1%) **£790**
- In Situ Univ. Bridge TF2701 **£395**
- Univ. Bridge TF1313 **£395**
- WAYNE KERR**
- Univ. Bridge B221 (0.1%) **£275**
- Univ. Bridge B521 (1%) **£120**
- Low Impedance Adaptor Q221 **£75**

CALIBRATION EQUIPMENT

- HEWLETT PACKARD**
- DC Voltage Source & Differential Voltmeter 740B **£850**
- DC Voltage Source & AC/DC Diff. Voltmeter 741B **£975**
- FLUKE**
- 883AB AC/DC Differential Voltmeter **£975**
- TEKTRONIX**
- Time Mark Generator 184 **£275**
- Time Mark Generator 2901 **£450**
- 5nS Pulse Generator 2101 **£525**
- Pulse Generator 109 **£320**

SOUND LEVEL METERS

- GENERAL RADIO**
- Portable Sound Level Meter 1983 **£190**
- 1933 & 1935 Portable Sound Level Meter with data cassette recorder. **£2,600**
- Portable Sound Level Meter 1981 **£575**

DIGITAL COUNTERS

- GOULD ADVANCE**
- 500MHz Counter TC15+15P1 **£495**
- 80MHz Counter TC17 or TC17A **£195**
- FLUKE**
- 125MHz Multi-Function Counter 1910A-01 **£285**

- 125MHz Multi-Function Counter 1910A **£199**
- 520MHz Communications Counter 1920A-06 **£490**
- 125MHz Multi-Function Counter 1925A **£405**
- 125MHz Univ. Timer Counter 1953A-15-16 **£850**
- PHILIPS**
- 80MHz Timer Counter PM6612 **£405**
- 1GHz Timer Counter PM6615 **£795**
- 80MHz Freq. Counter PM6661 **£185**
- 512MHz Freq. Counter PM6645 **£710**
- 520MHz Automatic Freq. Counters PM6664 **£305**
- 520MHz Counter PM6614 **£450**
- RACAL**
- 520MHz Counter 9915 **£395**
- SYSTRON DONNER**
- 50MHz Counter Timer 6250 **£175**
- LF Freq. Counter 6220 **£160**

DIGITAL VOLTMETERS & MULTIMETERS

- ADVANCE**
- True R.M.S. Voltmeter DRM6 **£150**
- DATRON**
- 5½ digit D.M.M. 1051 **£995**
- FLUKE**
- 4½ digit D.M.M. 8040A-01 **£220**
- 4½ digit D.M.M. 8600A **£290**
- 4½ digit D.M.M. 8600A-01 **£335**
- 8800A D.M.M. 5½ digit **£599**
- HEWLETT PACKARD**
- 5½ digit D.M.M. 34702A + 34740A **£295**
- PHILIPS**
- 4 digit D.M.M. PM.2424 **£300**
- 4½ digit DC. D.V.M. PM2443 **£430**
- 3½ digit D.M.M. PM2513 **£90**
- 3½ digit D.M.M. PM2513A **£95**
- Autoranging D.M.M. PM2514 **£125**
- Autoranging D.M.M. PM2527 **£400**
- D.M.M. PM2517E **£120**
- D.M.M. PM2522A **£200**
- SCHLUMBERGER-SOLARTRON**
- 5½ digit Digital Multimeter A243 **£675**
- 4½ digit D.M.M. 7050 **£350**
- D.M.M. (Microprocessor Controlled) 7055 **£975**
- with processor option **£1,300**
- D.M.M. (Microprocessor Controlled) 7065 **£1,150**
- with processor option **£1,450**

OSCILLOSCOPE PROBES

- ELECTRONIC BROKERS (NEW)**
- X1 Probe Kit EB90 **£9**
- X10 Probe Kit EB91 **£11**
- X1 X10 Probe Kit EB95 **£15**
- SIGNAL SOURCES**
- FLUKE**
- Freq. Synthesiser 6160A/DX **£875**
- HEWLETT PACKARD**
- VHF Sig. Generator 608D **£495**

- VHF Sig. Generator 608E **£675**
- Variable Phase Oscillator 203A **£495**
- 612A UHF Signal Generator, 540-1230MHz **£825**
- MARCONI INSTS.**
- AM/FM Signal Generator TF2015/1 **£1,100**
- AM Sig. Generator TF801D/1 from **£400**
- AM Sig. Generator TF801D/8S **£600**
- AM/FM Sig. Gen. TF995A/2M **£475**
- AM/FM Sig. Gen. TF995A/5 **£380**
- AM/FM Sig. Gen. TF995B/2 **£675**
- AM/FM Sig. Gen. TF2006 **£875**
- Two Tone Source TF2005R **£350**
- AF Oscillator TF2000 **£325**
- RC Oscillator TF1101 **£120**
- AF Oscillator TF2100 **£150**
- PHILIPS**
- AM/FM Signal Generator PM5326X **£735**
- AM/FM Signal Generator PM5324 **£450**
- Function Generator PM5167 **£795**
- SIGN/ROGERS**
- Low Distortion Oscillator S324 **£90**
- TEKTRONIX**
- Diff. Probe P6046 **£350**
- Current Probe P6042 **£375**

SIGNAL SOURCES

- ADVANCE**
- Oscillator J2E **£90**
- Oscillator J4 **£140**
- HEWLETT PACKARD**
- Oscillator 651B **£415**
- Decade Oscillator 4204A **£750**
- AM/FM Signal Generator 8640A **£1,800**
- MARCONI INSTS.**
- Wide Range Oscillator TF1370A **£275**
- AF Oscillator TF2102 M/1 **£195**
- MF Signal Generator TF144H4 (MINT) **£750**
- FM Signal Generator TF1066B/6 **£725**
- UHF Signal Generator TF2012 **£900**
- MF Signal Generator TF144H/S **£350**
- MF Signal Generator TF144H/4S **£550**
- RACAL**
- FM/AM Synthesised Signal Generator 9081 **£1,900**
- PHILIPS**
- Function Generator PM5127 **£395**
- Function Generator PM5108 **£250**
- WAVETEK**
- Sweep Function Generator 135 **£275**
- Sweep Function Generator 144 **£325**
- RF Sweep Generator 1801A **£435**
- RF Sweep Generator 2001 **£650**

MISCELLANEOUS

- AVO/BPL**
- Electronic Multimeter EA 113 **£85**
- AMPEX**
- FM/DR Tape Recorder PR22 **£6,500**
- BIOMATION**
- 16 Channel Logic Analyser 16 **£4,100**
- BRUSH**
- Multipoint 8 Channel Ch Recorder 816 **£600**
- BRADLEY**
- DC Voltage Calibrator 126B **£200**
- DATA LABS**
- Power Line Disturbance Monitor **£300**
- DYMAR**
- LF Wave Analyser 1771 **£300**
- AM/FM Mod. Meter 1785 **£300**
- LF Distortion Meter 1765 **£200**
- E.N.I.**
- RF Power Amplifier 500L **£300**
- GERTSCH**
- Complex Ratio Bridge CR1B **£600**
- GENERAL RADIO**
- Vibration Analyser 1911A **£2,000**
- HEWLETT PACKARD**
- 310A Wave Analyser 1k 1.5MHz **£1,200**
- True RMS Voltmeter 3400A **£500**
- Microwave Freq. Converter 2590B **£500**
- 16 Channel Logic Analyser 1600A **£2,000**
- MARCONI INSTRUMENTS**
- AF Transmission Test Set TF2332 **£400**
- MF Transmission Test Set TF2333 **£400**
- Quantization Distortion Test Set TF2343 **£400**
- Deviation Meter TF791D **£100**
- Electronic Voltmeters TF2600 **£200**
- Attenuator TF2162 **£100**
- Sine Sq. Pulse & Bar Generator TF2905 **£400**
- Grey Scale Generator TF2909 **£600**
- AM/FM Mod. Meter TF2300 **£100**
- Mobile Radio Test Set TF2905 **£1,200**
- Mobile Radio Test Set TF2908 **£1,100**
- RF Millivoltmeter TF2603 **£500**
- Diff Voltmeter TF2606 **£200**
- DFM TF2331 **£400**
- Wave Analyser TF2330A **£1,000**
- Mod. Meter TF2300B **£1,000**
- Two Tone Source TF2005R **£300**
- PHILIPS**
- Pulse Generator PM5715 **£100**
- Pulse Generator PM5775 **£100**
- Pulse Generator PM5776 **£100**
- Pattern Generator PM5501 **£1,000**
- Wow & Flutter PM6307 **£100**
- RACAL**
- Store 4 FM Tape Recorder **£2,000**
- SHANDON SOUTHERN**
- F10-650 6 Channel U Recorder **£1,000**
- TELEQUIPMENT**
- Curve Tracer CT71 **£400**
- WANTANABE**
- 6 Channel Chart Recorder MC641 **£2,000**

No.1 in Second User Minis & Peripherals



EDITING VDU

Superb specification includes full edit capability, direct cursor addressing, standard V.24 (RS232) interface. 90 days warranty.


HAZELTINE H-2000A NOW ONLY **£395**

Superb specification including full edit capability, direct cursor addressing, 5 switch-selectable baud rates (110-9600) detachable keyboard, printer port, standard RS232 (V.24) Interface.




ICL TERMIPRINTER 7075

Keyboard Send/Receive Impact Printer providing full upper and lower case character set, switch-selectable print speeds of 10, 15 and 30 cps. 118-column print line with pin-feed platen suitable for paper rolls or continuous stationery (paper width 12.85"). Standard V.24 (RS232) Interface. **PRICE £575.00.**



ASR33 and KSR33 TELETYPE

Input/Output terminals with 64 ASCII character set. 110 baud operation. Paper tape punch and reader (ASR33 only). Choice of interface (20mA or RS232) KSR33 — **£425.00**, ASR33 — **£650.00**. Pedestal **£30.00.**



SAVE OVER £2,200


DEC PDP11/04 — SPECIAL PURCHASE

PDP11/04-MD 9-slot 8 1/4" Processor with 28K core and DL11W Interface. **BRAND NEW SURPLUS — ONLY £4,500.00.**



GE TERMINET 1200

Receiver-only impact printer with switch-selectable print speeds of 10, 30 and 120cps. 80 print positions with adjustable pin-feed paper tractor, full upper and lower case ASCII character set, current loop (20mA) interface. **£695.**



DIGITRONICS PAPER PUNCH TAPE

Solenoid-actuated unit capable of punching 5 to 8 channel tapes asynchronously. Basic punch contains 8 data, 1 sprocket and 2 transport solenoids plus end-of-tape switch. Pulse amplitude 27V DC. Very compact unit measuring only 6 1/2" x 8" x 5 1/2", weight 9 1/2 lbs.

Model P120 (20 cps) **£75** Model P135 (35 cps) **£85**

DEC EQUIPMENT

- BA11-ES Expander Box **£750**
- KW11P Programmable Clock **£345**
- MM11-LP 8K Add-on Core with backplane (11-05, 11-35) **£750**
- MS11-FP 8K add-on MOS (11-04, 11-34) **£375**
- PDP8E — Series — Large stocks of add-on core and option modules.
- PDP11-05 Processor, 5 1/4" chassis, 8KW core **PRICE £1,850**
(additional core available in 8K increments)
- PR11 High-speed paper tape reader and control **£1,450**
- TC11 TU56 DECTape drive and control **£1,395**
- H9602 Data system Cabinet, complete with power distribution unit (no side panels), as new condition **£750**

COMPUTER PERIPHERALS

- CENTRONICS 101 Matrix printer**
64SCII uppercase character set, 165 characters per second, 132 print columns, 5 X dot matrix, Parallel input. **PRICE: £750**
- SCOPE DATA SERIES 200 PRINTER**
240 cps 80 column receive-only matrix printer. Full upper and lower case ASCII character set. Standard RS232 interface Electro-sensitive printing ensuring quiet operation. **BRAND NEW SURPLUS.** New low price **£495.**
- SEALCTRO PATCH BOARDS**
Programme boards for switching and interconnecting input/output circuits. 11 + 20 XY matrix. Interconnection is by means of shorting. Skip and component holding pins (not included). Dimensions 7 1/2" x 5 3/4" x 1". **PRICE £12.50** (mail order total £14.58).
- CALCOMP 565 DIGITAL DRUM PLOTTER** Y-Axis 11", X-Axis 120". Maximum speed 300 increments 4.2" per second. Input Positive or negative polarity pulses, amplitude greater than 10V, rise time less than 10 microsec., minimum pulse with 4 microsec. Source impedance less than 500 ohms. **PRICE £1,250.**
- NEW SHUGART FLOPPY DISC DRIVES**
SA400 Minifloppy — 110KB capacity, 35 tracks, transfer rate 125-bit/sec. AV access time 550msec Power requirements +5V DC +12V DC. **PRICE £195.**
SA800 Floppy — 400KB capacity, 77 tracks, transfer rate 250K-bit/sec AV access time 280msec. Power requirements +24V DC +5V DC —5V DC. **PRICE £395**
- TEXAS SILENT 700 TERMINAL**
Model 725 Portable with integral acoustic coupler and carrying case **£695.**
Model 733ASR with integral twin cassette drive. From: **£1,450.**
Model 742 Programmable. From: **£1,750**
- HAZELTINE "Glass Teletype" VDUs**
12" screen, choice of 2 switch-selectable baud rates (from range 110/9600) standard RS232 (V.24) Interface
Model H-1000 (12 lines of 80 characters) **£350**
Model H-1200 (24 lines of 80 characters) **£375**

VIDEO TAPE — SPECIAL PURCHASE

Ampex type 162-3000 DD-20. 1" x 3000' video tape on 9 1/2" reels. **BRAND NEW SURPLUS — ONLY £15.00** per reel (plus carriage and VAT).

NEW ASC II KEYBOARDS

- KB756 56 key-stations mounted on PCB **£49.50** (mail order total) **£58.65**
- KB756MF, as above, fitted with metal mounting frame for extra rigidity **£55.00** **£64.98**
- Optional Extras
- KB15P Edge Connector **£3.25** **£4.31**
- KB701 Plastic Enclosure **£12.50** **£15.24**
- KB702 Steel Enclosure **£25.00** **£30.48**
- KB710 Numeric Pad **£8.00** **£9.78**
- KB2376 Spare ROM Encoder **£12.50** **£14.95**
- DC512 DC-DC Converter **£7.50** **£9.20**

LATEST ADDITION TO THE RANGE

KB771 71 Station keyboard incorporating separate numeric/cursor control pad and installed in custom-built steel enclosure with textured enamel finish. Case dimensions: 17 1/4" x 7 1/2" x 3 3/4". Total weight: 4Kg.
PRICE £95 (mail order total **£115**)

D25S Connector for KB771 **£4.25** **£5.46**

Quantity Discounts available

NEW KEYTOP/KEYSWITCH KITS — ACSII CHARACTER SET. BRAND NEW SURPLUS

Pack of 58 keytops and keyswitches comprising 49 "Qwerty" set, TTY format + 9 Edit/Function keys.
PRICE £15 (mail order total **£18.98**)

Electronic Brokers

WW — 120 FOR FURTHER DETAILS

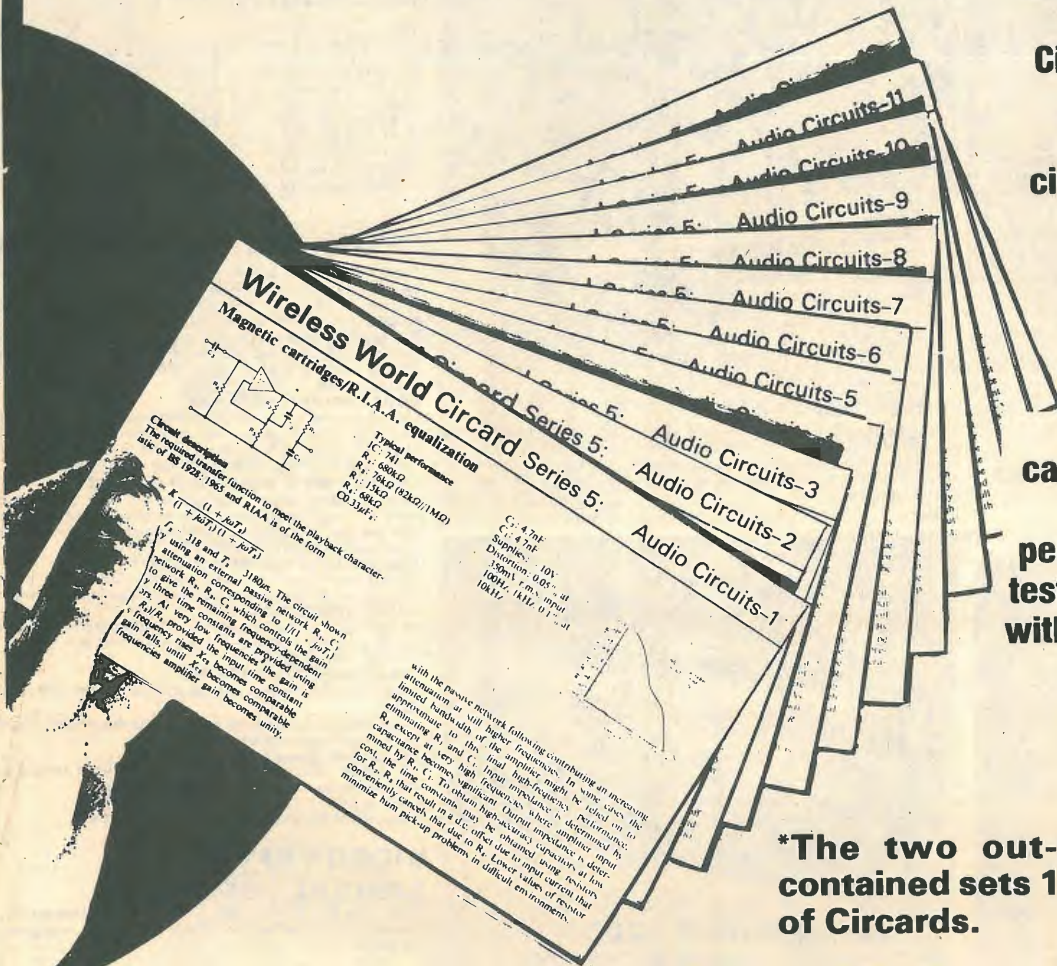
YOUR LAST CHANCE to obtain Wireless World Circards.

We still have some copies of the original Wireless

World circuit cards, even though the companion bound volumes **Circuit Designs 1 & 2*** are out of print. Fill the gaps in your circuit files with these sets of 5 x 8in. (127 x 204mm) cards in plastic wallets — and at 1976 prices!

These unique circuit cards normally contain descriptions and performance data of 10 tested circuits, together with ideas for modifying them to suit special needs.

***The two out-of-print volumes contained sets 1 to 10 and 11 to 20 of Circards.**



- Micropower circuits
- 12 Wideband amplifiers
- 13 Alarm circuits
- 14 Digital counters
- 15 Pulse modulators
- 16 Current differencing amplifiers-signal processing
- 17 Current differencing amplifiers-signal generation
- 18 Current differencing amplifiers — measurement and detection
- 19 Monostable circuits
- 20 Transistor pairs
- 21 Voltage-to-frequency converters
- 22 Amplitude modulation and detection
- 23 Reference circuits
- 24 Voltage regulators
- 25 RC oscillators — 1
- 26 RC oscillators — 2
- 27 Linear cmos — 1
- 28 Linear cmos — 2
- 29 Analogue multipliers
- 30 Rms/log/power laws
- 31 Digital multipliers
- 32 Transistor arrays
- 33 Differential and bridge amplifiers
- 34 Analogue gate applications — 1
- 35 Analogue gate applications — 2

- 1 Basic active filters
- 2 Switching circuits, comparators and Schmitts
- 3 Waveform generators
- 4 AC measurements
- 5 Audio circuits
- 6 Constant current circuits
- 7 Power amplifiers
- 8 Astable circuits
- 9 Optoelectronics
- 10

To: General Sales Department, IPC Electrical-Electronic Press Ltd., Room CP34, Dorset House, Stamford Street, London SE1 9LU.

Please send me the following sets of Circards:
 £2 each, £18 for ten, inclusive.

I enclose cheque/money order for £
 Make cheques payable to IPC Business Press Ltd.

Name
 Address

Company registered in England. Registered address, Dorset House, Stamford Street, SE1 9LU, England. Registered Number 677128

TELETEXT DECODERS Including CATRONICS **ULTRASONIC REMOTE CONTROL** for the **W.W. DECODER**

Kits and PCBs are now available for the Ultrasonic Remote Control unit as described in recent issues of W.W. Kit includes plated-through hole "Board 5", RX and TX PCBs, all components and installation instructions.

Price only £67.92 + VAT + Post = £78.80 total
Character Rounding "Board 4" Kit £26.62 total
New Facilities "Board 3" Kit for £39.00 total

Catronics main kits contain all the printed circuit boards and components necessary to build the complete decoder.



A reprint of the series of articles is available at £1.95 + large 18 1/2p SAE (included free in complete kit).

Prices are for the Version with TEXAS X887 INCLUDING VAT.
Set of 5 PCBs £27.40 + 30p P&P
Components Kit inc. PCBs £147.40 + £1.50 P&P
Cabinet £21.47 + £1.00 P&P

Also PLATED THROUGH hole PCB at additional cost of £28.62
FULL FAULT-FINDING AND REPAIR SERVICE AVAILABLE
COMPONENTS ALSO AVAILABLE SEPARATELY — SAE for price list
READY BUILT AND TESTED DECODERS — £247.25 + £5 carriage
DE LUXE VERSION WITH NEW FACILITIES — £299.00 + £5 carriage

FULL SPEC. PROFESSIONAL TELETEXT DECODER

We are now agents for V.G. Electronics Ltd., and for a limited period can offer their special model VGE 1022 (as supplied to broadcasting authorities, etc.) at the

SPECIALLY REDUCED PRICE OF £205 + VAT = £235.75

CHARACTER GENERATOR AND MEMORY I.C.S.

74S262N (X887) £12.95; 2102/2602, £1.11 + 15% VAT + 30p P&P

Everything covered by our **THREE STAR GUARANTEE**



CATRONICS LTD.
(Dept. 920),
Communications House,
20 WALLINGTON SQUARE,
WALLINGTON, SURREY.
Telephone: 01-669 6700

WW—920 FOR FURTHER DETAILS

At last...

A REALLY RELIABLE IN-CIRCUIT TRANSISTOR TESTER THAT WORKS!

Previous Testers have been too easily fooled by low shunt impedances resulting in false alarms on perfectly sound transistors. Designed for fast IN-CIRCUIT testing the new DATONG DATEST 2 tests transistors, FETs, SCRs and Triacs even when shunted by resistors as low as 20 ohms!

Automatic NPN/PNP indication, foolproof three-LED display, and unique test probes allow a very high rate of testing even by unskilled users. Very competitive price includes probes and the DATEST 2 is available from stock. Full data sheet free on request.

ONLY £45 COMPLETE + 15% VAT

DATONG ELECTRONICS LIMITED
Spence Mills, Mill Lane, Bramley
Leeds LS13 3HE
Telephone: Pudsey (0532) 552461

WW—026 FOR FURTHER DETAILS

SINCLAIR PRODUCTS. New 10MHz scope poa. PFM200 £52.99, case £3.40, adaptor £3.40, connector kit £11.27. Microvision TV UK model £91.44, mains adaptor £6.88, PDM35 £29.76, mains adaptor £3.40, case £3.40. DM350 £71.82, DM450 £102.17, DM235 £52.66, rechargeable batts £7.99, mains adaptor £3.94, case £9. Enterprise prog. calculator with accessories £23.37.

COMPUTER GAMES Star chess £62, Chess Champion 6 £64, Chess Challenger 7 £91, Chess Challenger 10 £152.50, Voice Challenger £239, Checker Challenger 2 £46, Checker Challenger 4 £88, Atari Video Computer £147, Cartridges £14.32.

COMPONENTS 1N4148 1.4p, 1N4002 3.1p, 741 18p, bc182b, bc183b, bc184b, bc212b, bc213b, bc214c 5p, Resistors 1/4W 5% E12 10R to 10M 1p, 0.8p for 50+ of one value, 16V electrolytics. 5/1/2/5/10/22uf 5p, 100uf 6p, 1000uf 10p, 1lb FeCl £1.20. Dalo pen 84p. 40 sq. ins pcb 84p. Polystyrene capacitors E12 63V 10 to 1000pf 5p, 1n2 to 10n 4p. Ceramic Capacitors 50V E6 22pf to 47n 2p. Zeners 400mW E24 2V to 33V 7p. Preset Pots submin. 0.1W 100 to 4M7 7.2p.

TV GAMES AY-38500 + kit £9.53. Rifle kit £5.27, AY-38610 + kit £6.51. Stunt Cycle chip + kit £16.72. AY-38603 chip £9.48.

TRANSFORMERS 6-0-6V 100ma 76p, 1 1/2 £2.50, 6.3V 1 1/2 £2.01, 9-0-9V 75ma 76p, 1a £2.12, 2a £2.77, 12-0-12V 100ma 92p, 1a £2.65.

IC AUDIO AMPS with pcb. JC12 6W £2.08, JC20 10W £3.14.

BATTERY ELIMINATORS 3-way type 6/7 1/2/9V 300ma £3.14, 100ma radio type with press-studs 9V £3.57, 9V+9V £4.79, Car converter 12V input, output 4x2/6/7 1/2/9V 800ma £2.66.

BATTERY ELIMINATOR KITS 100ma radio types with press-studs 4 1/2V £1.49, 6V £1.49, 9V £1.49, 4 1/2V+4 1/2V £1.92, 6+6V £1.92, 9+9V £1.92. Stabilised 8-way types 3/4x6/7 1/2/9/12/15/18V 100ma £2.98, 1 Amp £6.81. Stabilised power kits 2-18V 100ma £2.98, 2-30V 1A £7.40, 2-30V 2A £11.60, 12V car converter 6/7 1/2/9V 1A £1.44.

T-DEC AND CSC BREADBOARDS s-dec £4.05, t-dec £4.28, u-dec £4.69, u-dec £7.16, 16 dil adaptor £2.31, exp4b £2.64, exp300 £6.61, exp350 £3.62, exp325 £1.84.

BI-PAK AUDIO MODULES s450 £24.03, AL60 £4.97, PA100 £17.33, spm80 £4.57, bmb50 £6.08, Stereo 30 £20.57, AL30 £4.04, PA12 £7.77, PS12 £1.42, MA60 £36.23.

SWANLEY ELECTRONICS
Dept. WW, 32 Goldsrad Road, Swanley, Kent
Post 30p extra, prices include VAT. Official and overseas orders welcome.

TRANSFORMERS SAME-DAY DESPATCH Please add VAT after P&P

MAINS ISOLATOR VAT 15% 12 or 24-VOLT
PRI 120 or 240V Sec 120 or 240V Centre Tapped and Screened
Separate 12V windings Pri 220-240V

Ref.	VA (Watts)	£	P&P	Ref.	Amps	£	P&P
07*	20	4.84	.91	111	12v	0.5	2.42
149	60	7.37	1.10	213	24v	1.0	2.90
150	100	8.38	1.31	71	2	1	3.86
151	200	12.28	1.31	18	4	2	4.43
152	250	14.61	1.73	85	5	2.5	5.50
153	350	18.07	2.12	70	6	3	6.99
154	500	22.52	2.47	108	8	4	8.16
155	750	31.97	OA	72	10	5	8.93
156	1000	40.92	OA	116	12	6	9.89
157	1500	56.52	OA	17	16	8	11.79
158	2000	89.99	OA	115	20	10	15.38
159	3000	95.33	OA	187	30	15	19.72
				226	60	30	40.41

*115 or 240 sec only. State volts required. Pri. 0.220-240V.

50 VOLT RANGE Pri 220-240V. Sec. 0-20-25-33-40-50V. Voltages available 5, 7, 8, 10, 13, 15, 17, 20, 25, 30, 33, 40 or 20V-0-20V and 25V-0-25V Screened

Ref.	Amps	£	P&P
112	0.5	2.90	.90
79	1.0	3.93	1.10
3	2.0	6.35	1.10
20	3.0	6.82	1.31
21	4.0	8.79	1.31
51	5.0	10.86	1.52
117	6.0	12.29	1.67
88	8.0	16.45	1.89
89	10.0	18.98	1.89
90	12.0	21.09	2.24
91	15.0	24.16	2.39
92	20.0	32.40	OA

30 VOLT RANGE Pri 220-240V Sec. 0-12-15-20-24-30V Voltages available 3, 4, 5, 6, 8, 9, 10, 12, 15, 18, 20, 24, 30V or 12V-0-12V and 15V-0-15V.

60 VOLT RANGE Pri 220-240V Sec. 0-24-30-40-48-60V. Voltages available 6, 8, 10, 12, 16, 18, 20, 24, 30, 36, 40, 48, 60V, or 24V-0-24V and 30V-0-30V

Ref.	Amps	£	P&P
124	0.5	4.27	1.10
126	1.0	6.50	1.10
127	2.0	8.36	1.31
125	3.0	12.10	1.39
123	4.0	13.77	2.12
40	5.0	17.42	1.89
120	6.0	19.87	2.12
121	8.0	28.12	OA
122	10.0	32.55	OA
189	12.0	37.47	OA

SCREENED MINIATURES Primary 240V

Ref.	mA	Volts	£	P&P
238	200	3-0-3	2.83	.63
212	1A, 1A	0-6, 0-6	3.14	.90
13	100	9-0-9	2.35	.44
235	300, 330	0-9, 0-9	2.19	.44
207	500, 500	0-8-9, 0-8-9	3.05	.85
208	1A, 1A	0-8-9, 0-8-9	3.88	.90
236	200, 200	0-15, 0-15	2.19	.44
239	50MA	12-0-12	2.83	.37
214	300, 300	0-20, 2-20	3.08	.90
221	700 (DC)	20-12-0-12-20	3.75	.90
206	1A, 1A	0-15-20, 0-15-20	5.09	1.10
203	500, 500	0-15-27, 0-15-27	4.39	1.10
204	1A, 1A	0-15-27, 0-15-27	6.64	1.10

AUTO TRANSFORMERS

Ref. VA (Watts)	TAPS	£	P&P
113	15	0-115-210-240V	2.73
64	75	0-115-210-240V	4.41
4	150	0-115-200-220-240V	5.89
67	500	"	12.09
69	250	"	7.74
84	1000	"	20.64
93	1500	"	25.61
95	2000	"	38.30
73	3000	"	65.13
80s	4000	0-10-115-200-220-240	84.55
57s	5000	"	98.45

Step Up or Step Down

CASED AUTO TRANSFORMERS 240V cable input. USA 115V. Flat pin outlets. P&P Ref.

20VA	£6.55	1.03	56W
75VA	£8.50	1.31	64W
150VA	£11.01	1.31	4W
200VA	£12.01	1.67	65W
250VA	£12.75	1.67	89W
500VA	£20.13	1.89	67W
1000VA	£30.67	2.85	84W
1500VA	£28.92	OA	93W
2000VA	£54.97	OA	95W

MINI MULTIMETER DC1000V, AC-1000V AC/DC-1000V/V DC-100mA, Res—150K Bargain at £7.20 VAT 15% P&P 71p

PANEL METERS

43mm x 43mm	82mm x 78mm		
0-50uA	£6.20	0-50uA	£6.70
0-500uA	£5.95	0-500uA	£6.70
0-1mA	£5.95	0-1mA	£6.70
0-30V	£5.95	0-30V	£6.70

VU Indicator Edge 54mm x 14mm uA FSD £2.60
VU Panel Ind. 48 x 45mm, 250uA FDS £2.60
Carriage 76p VAT 15%

U4315 Budget Meter 20Ku/V Ranges to 1000V 2.5A AC/DC 500Ku. Res in steel case £15.85 P&P £1.32. VAT 15%.

NEW RANGE TRANSFORMERS Pri 0-120: 0-100-120; (120v or 220-240v) Sec. 0-36-48 twice to give 72v or 92v.

2A	£13.35	PP £1.40	4A	£20.65	PP £2.11
3A	£16.17	PP £1.50	5A	£29.30	PP £2.47

ABS PLASTIC BOXES Inset brass nuts, slots to take PC cards (boards) flush fitting lid.

PB1 80mm x 62 x 40	.65p
PB2 100mm x 75 x 40	.73p
PB3 120mm x 100 x 45	.87p
PB4 215mm x 130 x 85	£2.54

P&P 33p, VAT 15%

ANTEX SOLDERING IRONS 15W £4.57, 25W £4.57 Stand for above £1.52. P&P 53p, VAT 15%.

ISOLATOR Ref. 30 240V: 240V 200VA £4.54. P&P £1.04
ISOLATOR Ref. 62 240V: 240V 250VA £5.62. P&P £1.04

METAL OXIDE RESISTORS 1/4W (Electrosil) 24K-470u-560u-1K-1K8-2K4-1K1-270K-1K6-82K-20K-820u-16K-180K-390u-3K-150u-300K-220K-2K-100K-22K-130K-47K-1K2. £1.50 100.

MAINS ADAPTORS MVA30. 6, 7.5, 9V at 300mA plugs direct into 13A socket (fused). 4-way multi plug £4.00
3300-3-6-9-12V at 300ma plug straight to 13A socket (fused) with multiplug £4.60
15% VAT. 55p P&P

Send 15p for catalogue Prices correct at 18/7/79

Barrie Electronics Ltd.
3, THE MINORIES, LONDON EC3N 1BJ
TELEPHONE: 01-488 3316/8
NEAREST TUBE STATIONS: ALDGATE & LIVERPOOL ST.

WW—018 FOR FURTHER DETAILS

Largest range of quality components in the U.K. — over 8,000 types stocked

Marshall's

Head Office and Mail Order to: Dept. W.W.
A. Marshall (London) Ltd.
Kingsgate House, Kingsgate Place
London, NW6 4TA. Tel: 01-624 0805
Tlx. 21442

Retail sales: London: 40 Cricklewood Broadway, NW2 3ET. Tel: 01-452 0161/2. Also 325 Edgware Road, W2. Tel: 01-723 4242.
Glasgow: 85 West Regent Street, G2 2QD. Tel: 041-332 4133 and Bristol: 108A Stoke's Croft, Bristol. Tel: 0272 426801.

TRANSISTORS (full range in catalogue)		AF139		P65 .75	
2N696	N70 .39	2N1485	N70 2.20	AF172	P98 .70
2N697	N70 .31	2N1507	N70 3.50	AF178	P64 1.30
2N698	N70 .49	2N1524	P54 .60	AF186	P65 .55
2N699	N70 .58	2N1533	P66 1.50	AF200	P20 1.30
2N706	N70 .30	2N1613	N70 .30	AF201	P20 1.30
2N708A	N70 .30	2N1637	P70 .72	AF239	P65 .70
2N708	N70 .30	2N1638	P54 .70	AF240	P65 1.25
2N718	N70 .30	2N1711	N70 .30	AF279	P99 .80
2N718A	N70 .54	2N1989	N70 .30	AF280	P99 .95
2N720A	N70 .85	AC125	P54 .48	AF242	P65 1.65
2N721	P70 1.05	AC127	P54 .48	AU110	P66 1.70
2N722	P70 .45	AC128	P54 .48	AU113	P66 1.70
2N717	P70 .50	AC151	P54 .43	BC107/A/B	N70 .16
2N744	N70 .35	AC152	P54 .54	BC108/A/B/C	N70 .16
2N753	N70 .35	AC153	P54 .59	BC113	NS4 .22
2N760	N70 .35	AC153K	P54 .59	BC114	NS4 .22
2N959	P70 .35	AC176	NS4 .54	BC170	P70 .21
2N914	N70 .38	AC176	NS4 .54	BC171	P70 .26
2N916	N70 .33	AC187	NS4 .59	BC172	P70 .18
2N917	NS5 .38	AC187K	P54 .65	BC178	P70 .70
2N918	NS5 .45	AC188	P54 .54	BC179	P70 .43
2N929	N70 .37	AC189K	P54 .65	BC179	P70 .41
2N929A	N70 .37	AD126	P59 2.75	BC179	P70 .41
2N930	N70 .37	AD142	P66 1.45	BC187	N101 3.35
2N930A	N70 .95	AD143	P66 1.45	BC188	N101 3.99
2N1131	P70 .52	AD149	P66 2.85	BC189	N101 3.80
2N1132	P70 .35	AD150	P66 3.10	BC115	N70 .88
2N1204	P70 1.65	AD161	N66 1.00	BC116	NS6 1.35
2N1302	N70 .80	AD162	P66 1.00	BC121	NS6 2.20
2N1303	P70 .80	AF106	P65 .60	BC124	NS6 2.20
2N1304	N70 .80	AF109	P65 .82	BC131	NS7 .55
2N1305	P70 .80	AF114	P64 .70	BC132	NS7 .75
2N1306	N70 .80	AF115	P64 .70	BC135	NS7 .40
2N1307	P70 1.00	AF116	P64 .70	BC136	NS7 .40
2N1308	N70 1.10	AF117	P64 .70	BC137	NS7 .41
2N1309	P70 1.10	AF118	P64 .70	BC138	NS7 .61
2N1370	P70 .55	AF124	P20 .70	BC139	NS7 .43
2N1420	N70 .55	AF125	P20 .70	BC139	NS7 .43
2N1483	N70 1.85	AF126	P20 .70	BC119	N70 1.10

COAXIAL CABLES
Z.41—U.H.F. (BANDS 1, V) 75 OHMS 18 p/m Z.45—V.H.F. (BANDS 1, 1.11) 75 OHMS 18 p/m

V.H.F. FEEDER CABLES
Z.50—U.H.F./F.M. TWIN RIBBON FEEDER 300 OHMS 10p/m.

MAINS CABLE
Z.31—2 CORE OVAL — 2½ AMPS
Z.25—FIGURE 8 RIB POLARISED 10p/m
See catalogue for full range

Z.23 STEREO SCREENED LEAD 10p/m
Z.1, Z.3 MICROPHONE SINGLE/TWIN 12p/19p/m
Z.8 MULTICORE 12-WAY 55p/m

LINEAR (see catalogue for full range)	
CA2013	£1.85 SLS10C £2.75 SHT600H £1.30 TAA283 £1.35 TAA700 £3.50
CA2014	£2.20 SLS11C £2.75 SHT600N £3.88 TAA300 £3.70 TAA800A £1.45
CA2018	£0.75 SLS12C £2.75 SHT600KE £1.95 TAA521 £1.10 TAA800B £1.45
CA2018A	£1.10 SLS23C £3.85 SHT6013N £2.84 TAA522 £1.85 TAA120 £0.80
CA2020	£2.20 SLS21C £3.75 SHT6013ND £1.72 TAA550 £0.48 TAA311 £0.90
CA2020A	£2.50 SLS23C £0.25 SHT601KE £1.90 TAA611B £2.30 TAA311 £0.95
CA2021	£2.40 SLS30C £2.80 SHT6023N £2.05 TAA521 £2.30 TAA395 £1.80
CA2022	£2.20 SLS40C £4.40 SHT6023ND £1.72 TAA651A £1.65 TAA306 £1.20
CA2023	£2.20 SLS11C £4.40 SHT6033N £3.00 TAA651B £1.45 TAA400 £2.20
CA2028	£0.70 SLS71C £2.50 SHT6110N £1.30 TAA790 £1.65 TAA400 £1.80
CA2028A	£0.90 CA309F £1.87 SHT6115M £1.65
CA2028B	£1.25 CA309E £2.97 SHT6116N £1.88

MARSHALL'S 1979/80 CATALOGUE

Our new catalogue will be available on October 12th, 1979. 60 pages of components and data. Introducing the Marshall's News 'Budget' CREDIT CARD, new products and post paid order forms are included. 100's OF PRICES CUT. Available by post 65p or 50p to callers at any of our four branches.

MAIL ORDER
All prices are VAT inc. International Credit Card orders. Access and Barclaycard.
Due to increased prices and new VAT rate please add 6% to all prices

TTL (see catalogue for full range)	
74LS242N	£1.25 74LS273N £1.30 74LS326N £2.70 74LS379N £1.25 SN74S40N £0.77
74LS243N	£1.25 74LS275N £3.20 74LS327N £2.55 74LS386N £0.44 SN74S44N £0.77
74LS244N	£1.50 74LS276N £0.58 74LS340N £1.10 74LS390N £0.90 SN74S55N £0.77
74LS245N	£1.65 74LS280N £1.65 74LS352N £1.07 74LS392N £0.90 SN74S112N £1.70
74LS247N	£1.09 74LS283N £1.20 74LS353N £1.07 74LS395N £1.50 SN74S114N £1.70
74LS248N	£1.09 74LS286N £3.74 74LS365N £0.55 74LS396N £1.90 SN74S140N £0.77
74LS249N	£1.09 74LS290N £1.90 74LS366N £0.55 74LS399N £1.45 SN74S157N £2.95
74LS251N	£1.00 74LS293N £1.00 74LS367N £0.55 74LS490N £0.90 SN74S188N £2.70
74LS253N	£1.00 74LS295N £1.35 74LS368N £0.55 74LS670N £1.90 SN74S199N £1.50
74LS257N	£1.00 74LS298N £1.35 74LS373N £0.85 SN74S00N £0.77 SN74S200N £0.81
74LS258N	£1.80 74LS299N £2.95 74LS374N £0.85 SN74S03N £0.77
74LS259N	£1.95 74LS328N £3.50 74LS375N £0.86 SN74S04N £0.94
74LS261N	£3.25 74LS329N £1.65 74LS377N £1.30 SN74S10N £0.77
74LS265N	£0.44 74LS325N £2.40 74LS378N £1.00 SN74S20N £0.77

POTENTIOMETERS—VOLUME CONTROLS 95p		3) DUAL GANGED STEREO		
ROTARY POTENTIOMETERS. All standard ¼" spindles		As above, but dual No Switch. All Log or Lin available in the following values:		
35p	1) SINGLE LESS SWITCH. Long spindle, double wiper available in following values.	5k	10k	25k
		100k	1Meg	250k
		500k		
75p	2) SINGLE SWITCHED. As above but with 2 Pole Switch 2 Amp 250V AC	except type 1 not available in 1Meg value.		

VALVES — MULLARD							
Type	Price	EL86	£2.43	PCF201	£2.77	PL504	£2.50
DY87/002	£1.17	EL95	£1.71	PCF801	£1.77	PL508	£2.87
EC82	£1.38	EL96/002	£1.17	PCF802	£1.77	PL509	£2.93
EC83	£1.31	EL99	£2.87	PCF806	£1.77	PL519	£3.93
EC84	£1.51	E234	£2.14	PCF200	£2.84	PL802	£3.99
EC88	£2.15	PC86	£2.31	PC102	£1.51	PY800	£1.78
ECF80	£1.51	PC88	£2.31	PC183	£1.80	PY88	£1.50
ECM84	£2.75	PC87	£1.31	PC184	£1.67	PY500A	£2.40
ECL80	£1.71	PC90	£2.43	PC186	£1.76	UCL82	£1.86
ECL82	£1.71	PC84	£1.51	PC185/85	£1.80	UCL83	£1.86
ECL86	£1.70	PC25	£1.71	PC510	£4.40	UL84	£1.86
EFS	£1.17	PC89	£1.75	PL200	£2.25		
EI83	£1.51	PC189	£1.15	PL36	£2.31		
EI84	£1.62	PCF80	£1.51	PL83	£2.87		
E36	£2.60	PCF86	£1.77	PL84	£1.78		
E84	£1.30	PCF200	£2.77	PL95	£1.46		

TEST LEADS KIT PW80. Complete luxury kit — curly leads, long reach prods, banana plug, pin plug, Spade terminal and croc clip. PRICE £3.50/SET.



SIGNAL INJECTOR. Model SE2508. Unusually stable trouble-shooter — for checking TV, Radio amp. etc. £5.30.

TINNED COPPER WIRE. Available on 2oz. reels in the following gauges:

SWG	Price	SWG	Price	SWG	Price
18	£0.95	26	£0.60	32	£0.73
22	£0.95	30	£0.65	36	£0.80

MULTICORE SOLDER — SAVBIT 1.2mm
Approx. 13.7 metres of size 12 Savbit Solder. Ideal for Radio, TV and similar work. £2.28.

CMOS (see catalogue for full range)							
CM4000	£0.20	CM4012	£0.20	CM4021	£1.05	CM4031B	£2.25
CM4001B	£0.20	CM4013B	£0.52	CM4022B	£1.00	CM4036B	£2.46
CM4002	£0.18	CM4014	£1.90	CM4023B	£0.20	CM4055B	£1.30
CM4006	£1.25	CM4015	£0.75	CM4024B	£0.76	CM4037	£1.20
CM4007	£0.18	CM4016	£1.05	CM4025B	£0.20	CM4040	£1.12
CM4008B	£0.99	CM4017B	£0.82	CM4027B	£0.55	CM4041B	£0.85
CM4009	£0.58	CM4018B	£1.95	CM4028B	£0.60	CM4042B	£0.85
CM4010	£0.58	CM4019B	£0.52	CM4029B	£1.10	CM4043	£1.05
CM4011B	£0.20	CM4020B	£1.15	CM4030	£0.94	CM4044	£1.00

- TRANSISTORISED 3cm RADAR AMPLIFIER SWITCH:** with 24v waveguide switch, .9 x 4cm ins. with crystal CV.2355 and spark gap VX.1046. £17.25 + £1.00 post.
- INSULATION TEST SET 0 to 10 KV,** negative earth, with Ionisation Amplifier, 100/230 Volts. AC £48.87 + £3.45 carr.
- MARCONI FREQUENCY METER 1026/4:** 2000MHz 'as new' condition. £34.50 or secondhand condition £25.87.
- 1026/2:** 100-160MHz £34.50 'as new' or £25.87 secondhand. Carriage for all types £3.00.
- TELEPRINTER TYPE 7B:** Pageprinter 24v. DC power supply, speed 50 bauds per min. S/hand good cond. (no parts broken) £23.00 or G.P.O. Model, as above except motor 110/230v AC £28.75. Carriage either type £4.50.
- AUTO TRANSFORMER:** 230/115v. 50c/s, 1000 watts. Mounted in strong steel case 5" x 6½" x 7". Bitumen impregnated £13.80 + carriage £3.00.
- CRYSTAL TEST SET TYPE 193:** Used for checking crystals in freq. range 3,000-10,000kHz. Mains 230v 50Hz. Measures crystal current under oscillatory conditions and the equivalent resistance. Crystal freq. can be tested in conjunction with a freq. meter £28.75, carriage £3.00.
- BC-221 FREQUENCY METER:** 125-20,000kc/s complete with original calibration charts £24.15 + carr. £3.00.
- ANTENNA MAST 36ft:** Aluminium base dia. 3" tapering to 2" at top. Complete red hazard lights, guys, etc. Approx. weight 3 tons. £115 + carriage £10.00.
- ADVANCE PLUG-IN UNIT.** Sweep delay time base TG10287 £80.50 + £2.00 post.
- FIELD FLUID SAMPLING SET TYPE TP/SKP/10,000** with thermal control millipore oil sampling kit £132.25 + carr. £4.00.
- RING TOROIDAL DUST CORES:** Size 2½" outside, 1¼" inside, 5/16" thick. Box of two £1.15 + 40p post.
- ROTARY INVERTER TYPE PE-218E:** Input 24-28v. DC 80 amps, 4,800rpm. Output 11v. AC 13 amp 400c/s. 1Ph. P.F.9. £23.00 + £4.00 carr.
- R.F. POWER RADIATION METER CT.477.** Covering X, S and L bands, £132.25 + carr. £4.00.
- RECTIFIER UNIT:** 200-250v AC input, 24v. DC at 26 amps output continuous rating. £40.25 + carr. £5.00
- MARCONI PLUG-IN TIME BASE UNIT TM6967** £54.
- ROTARY CONVERTER:** 24v DC input, 230v AC, 100 watts output. £28.75 + carr. £4.00.
- TELEGRAPH DISTORTION TEST SET (TYPES 5CBV and 5BV)** 230v. AC £28.75 + carr. £3.50.
- RESONATOR PERFORMANCE CTC.424** 8.5 to 9.0 kmc/s 3 cm £80.50 + post £2.00.
- INVERTER 24v.** DC input 400 cycles 1Ph 6600 r.p.m. 200v. peak. £8.05 + £2.00 post.

- OXYGEN BOTTLE 1800lb.** w.p. £11.50 + carr. £3.00.
- NOISE SOURCE UNIT** with CV.1881 noise source mount. Produces thermal noise 15.5dB 200/250v. AC £80.50.
- LOW SPEED TAPE COMPARATOR (Datronic) ¼"** tape, £46.00 + £5 carr.
- MUIRHEAD D514 T.M.S.:** 12v. DC or 100-250v. AC volts input. Range 100-40,000Hz. £17.25 + carr. £4.50.
- AUTOTUTOR MARK II:** (Viewer Training Aid) 230v. AC. Designed for use in intrinsic programming method, info stored on microfilm and projected through optical system onto viewing screen. £132.25.
- STORNO TRANSMITTER COF. 632.** 250v. AC 79-450 MHz Tx only base station. £172.50.
- HS33 HEADSET.** Low Imp. £5.35 + 75p post.
- MARCONI UNIVERSAL BRIDGE.** Type TF868 £92.00 + carr. £4.00.
- MUIRHEAD DECADE OSCILLATOR TYPE 890D:** £92.00 + carr. £5.00.
- SIEMENS POWER METER REL3U/84/A1b:** 0-12kHz 1mw 500mw 6 ranges. 0.17dB 50 ohms. £92.00 + carr. £3.00.
- CV.1596 CATHODE RAY TUBE:** (09D, 09G), 4" screen, green electrostatic base B12B, HT1200 volts, heater 4 volts £11.50.
- RADAR RECEIVING ANTENNA TYPE X443 Mk.D:** Suitable for detecting signals on X, K, J and Q bands. 9GHz-60GHz. Complete with waveguide horns, associated crystals. Transistorised amplifier and geared motor, etc. £143.75. Carriage approx. £5.00.
- VACUUM & PRESSURE SEAL TEST EQUIPMENT:** Complete with 2 x 4" gauges indicating 0-20lbs p.s.i. 0-30lbs vacuum. With stand, hand pump, etc. £34.50 + £4.00 carr.

BARGAIN MAPS
Large stocks of unused U.S.A.F. surplus maps, weather charts, etc. including:—
ONC-E1 — U.K. in full and part N.W. Europe. Scale 1:1,000,000.
JNC-9N — N. Europe, U.K., Scandinavia. Scale 1:2,000,000.
JN-21N — Europe (Mediterranean). Scale 1:2,000,000.
SIZE: 58" x 42", colour. Many others. Please send S.A.E. for list.
Price each 70p (inc. p+p)
25 x Maps (either same type OR assorted) £10.00 + £1.00 p+p.
10 x Maps (either same type OR assorted) £6.00 (inc. p+p).

All prices include VAT at 15%
Carriage quotes given are for 50-mile radius of Herts.

ROHDE & SCHWARZ

TV Demodulator, AMF. 55-90MHz
 Selective UHF V/Meter. Bands 4 & 5. USVF
 Selectomat Voltmeter USWV. £450.
 UHF Sig. Gen type SDR 0.3-1GHz. £750.
 UHF Signal Generator SCH. £175.
 Polyskop SWOB 1. £450.
 Videoskop SWOF with sidebar adapter.
 Modulator/Demodulator BN17950/2.
 Video Test Signal Generator type SPF.
 UHF Sig. Gen. type SCR. 1-1.9GHz.

MARCONI

TF2360R TV Transmitter Sidebar Analyser.
 TM6936R UHF Converter for above.
 TF1101 RC oscillators £65.
 TF1099 20MHz sweep generator.
 TF1041B Valve Voltmeter £65.
 TF1152A/1. Power meter. 25W. 500MHz. £75.
 TF1020A Power Meter. 100W. 250MHz. £85.
 TF890A/1 RF Test Set. £395.
 TF1400 Pulse Generator £65.
 TF675F Pulse Generator.
 TF1066 AM/FM Signal Generator. £550.
 TF 801B/3S Signal Generator £175.

BECKMAN TURNS COUNTER DIALS

Miniature type (22mm diam.). Counting up to
 15 turn "Helipot". Brand new with mounting
 instructions. Only £2.50 each.
Wandel & Gotteman Equipment
 Level Meter 0.2-1600KHz
 Level Oscillator 0.2-1600KHz
 Level Transmitter 0.3-1350KHz
 Carrier Frequency Level Meter

ADVANCE CONSTANT VOLTAGE TRANSFORMERS

Input 190-260V AC. Output constant
 220 Volts. 250W. £25. (£2 carriage)

PYE RESISTANCE BOXES


5 decade resistance boxes measuring from
 11.111 ohm to 0.001 ohm £20

LABORATORY OVENS.

— Gallenkamp, 3 cu. ft. £145. Also Morgan Grundy 1 cu. ft. £55.
20-WAY JACK SOCKET STRIPS. 3 pole type with two normally closed contacts. £2.50 each (+25p pp). Type 316 three pole plugs for above — 20p ea. (pp free).

P. F. RALFE ELECTRONICS

10 CHAPEL STREET, LONDON, NW1
 TEL: 01-723 8753



AIRMEC Display oscilloscope. 4 beam.
 AIRMEC 314A Voltmeter. 300mV(FSD)-300V.
 BRANDENBURG EHT Generator. 50KV. 1mA.
 DERRITRON 1KW Power Amplifier with control equipment for vibration testing etc.
 GAUMONT KALEE Flutter Meter
 GERTSCH Frequency Meter and Dev Meter. 20-1000MHZ. £350.

HEWLETT PACKARD 302A Wave Analyser
 HEWLETT PACKARD 695A Sweep Oscillator £350.
 BOONTON 202H AM/FM Signal Generator
 BOONTON Model 80 Sig. Gen. 2-400MHz £95.
 RACAL type 801R. 100mHz Digital Frequency Counter
 TELETYPE KSR. One remaining.
 SOLARTRON LM1420.2. DVM. 6 ranges to 1KV.
 MUIRHEAD type K-134-A Wave Analyser. Portable.
 RADIOMETER AFM/1. Dev/Mod Meter. 3.5-320MHz. £185.
 TAYLOR Model 62A AM/FM Signal Generators. £85.
 WEINSHIEL Power supply Modulator type MO3.
 BRUEL & KJOER type 1504 Deviation Bridge
 BRUEL & KJOER Vibration equipment 1018.
 BRUEL & KJOER Frequency analyser 2105
 BRUEL & KJOER Microphone amplifier 2603 £195.
 BRUEL & KJOER Type 3301 Automatic frequency response recorder 200Hz. £750.
 MUIRHEAD-PAMETRADA D489EM Wave Analyser
 TEKTRONIX 555 scope with plug-ins types CA (2 off), 21, 22
 TEKTRONIX 515A Oscilloscope
 TEKTRONIX 545 main frames. £210. Choice of plug-in units extra
 TEKTRONIX 585A oscilloscope with '82' P.I. DC-80MHz
NOTICE. All the pre-owned equipment shown has been carefully tested in our workshop and reconditioned where necessary. It is sold in first-class operational condition and most items carry our three months' guarantee. Calibration and certificates can be arranged at cost. Overseas enquiries welcome. PLEASE ADD 15% VAT TO ALL PRICES.

DC POWER SUPPLIES

*APT 10459/8 12-14V. 5 Amps. £25. (+£1.pp).
 *APT 10459/8. 24V. 5 Amps. £25. (+£1.pp).
 *APT Your voltage requirements from 6V to 36V. @ 5 Amps. £25. (+£1.pp).
 *Mullard. Dual supplies. Brand new with handbook. Pos & Neg 12V. at 1A and 0.4A resp. Dims 9x4x5in. £10. (+£1.pp).
 *LAMBDA Brand new with book. 5V. 4A. (110 AC Input though, so) **ONLY £10.** (+£1.pp).
 *FARNELL. Current limited. Dimensions 7x5x4in. Following range available:
 5 Volts @ 3 Amps. 13-17 Volts @ 2 Amps.
 30 Volts @ 1 Amp. **Price only £15.** (+£1.pp).
 All the above power supply units are 230V AC input (except Lambda type) and are stabilised and regulated and fused. All are fully tested before despatch and guaranteed in first class order throughout. As with all our equipment, there is a money back guarantee.

MODULATION METERS

AIRMEC 210 3-300MHz. AM/FM.
 RADIOMETER AFM/1 3.5-320MHz. AM/FM.
 RACAL 409 3-600MHz. AM/FM.

'CENTAUR' INSTRUMENT COOLING FANS

Made by Rotron Holland. These are very high quality, quiet running fans, specially designed for the cooling of all types of electronic equipment. Measures 4.5x4.5x1.5in. 115VAC. 11 Watts. The list price of these is over £10 each. Also 230V. AC available. 15V. £4.50. (postage 25p). 230V £5.

Finger guards for above — 50p each. Also small type Papst fans as above measuring 8x8x3.8 cms. 26 cu. ft./min. 110V only £4.00 (PP 25p). RS price for all these fans are now around £12.50 each!!!

10 OUTLET DISTRIBUTION AMPLIFIER 2

One floating input. 10 independent floating outputs at 600 Ohms for general studio work or feeding multiple slave pa amplifiers. Electronic input circuit which withstands mains or static voltages on the signal lines.
 Total Harmonic Distortion, all outputs loaded, at +16dBV.7.
 1kHz —80dB, 0.01%
 100Hz-20kHz —76dB, 0.015%
 Static Intermodulation Distortion, 50Hz + 7kHz. Output +12dBV.7 —86dB, 0.005%.
 The unit meets the IBA "signal path" specifications and is available as a complete unit or as a set of all parts excluding the case and XLR connectors.


STEREO DISC AMPLIFIER 2

SUPERLATIVE PERFORMANCE FOR BROADCASTING. DISC MONITORING AND TRANSFER. Magnetic cartridge to balanced lines with HF and LF filtering. Mains powered. Meets IBA specification. Specifications August advertisement.

PEAK PROGRAMME METERS

Meet IEC288-10A, BS5428
 PPM2 Standard performance drive circuit under licence from the BBC. Reviewed Studio Sound, September, 1976. Ernest Turner meter movements 640, 642, 643 and TWIN stocked.

STABILIZER FOR HOWL REDUCTION, BALANCED AND UNBALANCED VERSIONS BOXED OR RACK MOUNTING PUBLIC ADDRESS: SOUND REINFORCEMENT



+ 5Hz FIXED SHIFT CIRCUIT BOARDS AS WW JULY 1973 ARTICLE but improved noise level, lower distortion, adjustment free oscillator and ic sockets: Mark 3.
 Small enough to be built inside the cabinets of many amplifiers

Complete kit and board £34 including PSU & mains transformer DESIGNER BEARD built and aligned £44 APPROVED

SURREY ELECTRONICS
 The Forge, Lucka Green, Cranleigh Surrey, GU8 7BG Tel: 04866 5987
 CASH WITH ORDER less 5%
 UK POST FREE ADD VAT at 15%

ORGAN and PIANO KEYBOARDS

	Price inc. VAT	P & P
4-Octave C-C	£32.20	£2.75
5-Octave C-C	£34.50	£2.75
5-Octave F-F	£34.50	£2.75
6-Octave C-C	£36.80	£3.00

DALSTON ELECTRONICS
 40a Dalston Lane, Dalston Junction
 London, E8 2AZ Tel: 01-249 5624

COMPUTER APPRECIATION

86 High Street, Bletchingley, Redhill, Surrey RH1 4PA. Tel. Godstone (0883) 843221

PDP 11/03 SYSTEM with 64K bytes, REV11A bootstrap, DLV 11J quad serial I/O, twin RK05 compatible disc drives with a combined capacity of 5 mbytes, DIABLO Model 1620 HyType II terminal. Much of this system is BRAND NEW and dated 1979. £9750.00.
MAEL 400 SYSTEM operating as a high-speed programmable calculator with 1000 steps and 114 data registers. System comprises all TTL processor with calculator-type display and keyboard, ADLER correspondence-quality I/O typewriter, GNT paper tape reader/punch, and twin digital cassette tape units with LED address readout. Some commercial and word-processing software is included with about 50 cassettes. Immaculate condition. £5995.00.
 PDP 8/M 4K processor, DPD 8/E series machine with reduced control panel and bootstrap ROM. £3500.00.
GENERAL AUTOMATION Model SPC 16 minicomputer with 16K byte core, and TTY interface. Full manuals. £295.00.
HAZELTINE Model 1200 VDU terminal, BRAND NEW. With 960 ch. display and RS232 interface. £250.00.
TELETYPE Model ASR 33. Fully refurbished machines always available from stock. £350-£425.
TELETYPE Model KBR 33. Various options available at £150.00.
OLIVETTI Model 328 terminal. Correspondence-quality terminal with 20 mA interface and reader/punch. ASCII coded. £250-£350.
LOGABAX Model LX 180 TERMINAL. 180 cps with keyboard and RS232 interface £725.00.
TEXAS Instrument 700 TERMINAL, £475.00.
PERTEC Model 8840-8-25 8-track P.E. tape drive, £475.00.
PERTEC Model 8840-75-25 7-track tape drive with NOVA controller, BRAND NEW. £495.00.
FLEXOWRITER Model Z301 in E.I.A. code with tape reader and punch and aux. tape reader. Suitable for use as word processor, terminal, or for N/C tape preparation. £350.00.
SPERRY-REMINGTON Word Processor comprising IBM golfball typewriter and twin tape cassette drives. £550.00.

SAGEM Receive Only teleprinter, Baudot-coded. £35.00.
DIABLO Model 31 high-density (2.5 mbyte) cartridge disc drives now available. These are directly compatible with the DIGITAL RK05 and will cable directly to most RK11 type controllers for PDP/LSI II. Fixed and removable both available at £495.00 and £950.00 respectively.
DIABLO Model 21 2.5 mbyte fixed disc drive. Compatible with both Series 30 and 40 drives, and suitable for PDP 11, LSI 11, etc. Two only available. Almost unused. £385.00.
VERMONT Model 1004-Sa Memory Drum. £150.00.
UNIT DATA incremental magtape recorder/reproducer. £85.00.
LOGABAX LX180 compact 180 cps MATRIX PRINTER. £525.00.
EXTEL Model AF impact matrix printer featuring compact size, optically isolated RS232 input, full width paper Baudot-coded. £150.00.
CDC Model CB101 compact CARD READER with LED diagnostic readout, etc. £250.00.
CDC Floppy Disc drive with associated microprocessor, memory and RS232 I/O. P.O.A.
ICL Model 240 high-speed (250 cps) optical tape reader. £68.00.
ELLIOTT 250 cps tape reader. As above, but previous model. £38.00.
DISCOLL high-speed tape copier comprising BRPE 110 punch and electro-mechanical reader. Copies at 110 cps. £185.00.
DATEK tape reader/punch unit. Incorporating 40 cps Model 40 reader and 20 cps punch in compact free standing unit. With solenoid psu. £48.00.
WEIR Model DTM 100 digital multimeter/frequency counter with 3½ digit LED display. NEW. £50.00.

* Many other items available, please enquire
 * Equipment wanted for cash
 * VAT and carriage extra, all items

VALVES

Minimum Order £1.00 VALVES VAT IS INCLUDED

A1065	1.40	EL82	0.70	PY81/800	0.70	5R4GY	1.30	6L6GT	1.75	25L6GT	0.85
A2293	8.50	EL84	0.90	PY82	0.60	5U4G	1.10	6L7G	0.75	25Z4G	0.85
A2900	8.00	EL86	1.05	PY83	0.60	5V4G	0.80	6L18	0.70	30C15	1.15
ARB	0.70	EL90	1.50	PY88	0.80	5Y3GT	0.80	6LD20	0.80	30C17	1.35
ARP3	0.70	EL91	1.20	PY500	1.55	5Z3	1.15	6Q7G	0.95	30C18	1.0
ATP4	0.80	EL95	0.80	PY809	6.45	5Z4G	0.95	6SA7	0.65	(See PCF805)	
B12H	3.35	EL804	1.85	PY01	1.70	5Z4GT	0.90	6SG7	0.90	30F5	1.75
CY310	1.20	EL302	1.70	QQV03/10	2.85	6AB7	0.70	6SJ7	0.80	30F12	1.70
DAF96	0.70	EL822	7.50	QQV03/12	2.85	6AC7	0.70	6SJ7GT	0.60	30FL12	1.45
DET22	21.95	EM31	0.85	QQV06/40A	2.85	6AH6	1.15	6SK7	1.05	30FL14	2.05
DF96	0.70	EM80	0.70			AK5	0.65	6SN7GT	0.85	30L15	1.15
DK96	1.05	EM81	0.70			6AK5	0.60	6SQ7	0.85	30P12	1.15
DH76	1.00	EM84	0.50			AL5	0.50	6SV6GT	0.95	30PL1	1.15
DL92	0.80	EM87	1.15			6AL5W	0.80	6V6GT	0.75	30PL13	1.25
DY86/B7	0.65	EY51	0.55			6AM5	1.85	6X4	0.70	30PL14	1.25
DY802	0.65	EY81	0.55			6AM6	0.75	6X5GT	0.85	35L6GT	1.15
E55L	13.80	EY86/B7	0.65			6AN8	3.60	6Y9G	0.75	35W4	0.80
EB8CC/01	1.60	EY88	0.65			TT21	11.80	6AQ5	0.90	6Z4	0.75
E180CC	1.80	EZ90	0.55			U25	1.15	6AQ5W	1.45	6-30L2	2.05
E180F	6.80	EZ81	0.70			U26	1.00	6AS8	0.90	7B7	0.90
E182CC	3.95	EY501	1.05			U27	1.15	6AT6	0.85	7V4	0.90
EA76	2.25	GZ32	0.75			U191	0.85	6AU6	0.65	9D2	0.70
EAC80	0.60	GZ33	3.95			U201	0.65	6AV6	0.60	9D6	0.65
EB91	0.65	GZ34	2.30			U301	0.65	6AX4GT	0.95	10C2	0.70
EB93	1.15	GZ37	2.80			U601	11.50	6AX5GT	1.15	10F18	0.70
EBF80	0.60	T666	5.75			U801	0.90	6B7	0.85	10P13	0.70
EBF83	0.60	KT88	7.20			UABC80	0.90	6BA6	0.50	11E2	12.40
EBF89	0.80	MH4	1.15			UAF42	0.85	6BE6	0.60	12A6	0.70
EC52	0.50	ML6	1.15			UBF80	0.70	6BG9G	1.15	12AT6	0.55
ECC81	0.65	N78	10.45			UBF99	0.80	6BQ7A	0.70	12AT7	0.65
ECC82	0.65	Q23	0.65			UBL1	1.15	6BQ7A	0.70	12AU7	0.60
ECC83	0.65	Q27	0.70			UBL21	2.50	6BR7	2.70	12AV6	0.80
ECC84	0.55	PABC80	0.60			UCC84	0.75	6BW6	3.20	12AX7	0.65
ECC85	0.60	PC85	0.60			UCC85	0.80	6BW7	1.15	12BA6	0.60
ECC86	1.40	PC86	0.95			UCF80	0.90	6C4	0.70	12BE6	1.25
ECC88	0.75	PC88	0.85			UCH81	0.70	6C6	0.70	12BH7	1.10
ECC189	0.95	PC90	1.45			UCL82	0.85	6CH6	7.50	12C8	0.65
ECF80	0.60	PC84	0.75			UF41	0.90	6CL6	1.70	12E1	4.95
ECF82	0.55	PC89	0.65			UF80	0.60	6CY5	1.15	12J5GT	0.55
ECF801	0.90	PC189	0.75			UF85	0.70	6D6	0.65	12K7GT	0.70
ECH34	1.15	PCF80	0.95			UL41	0.85	6EA8	3.20	12K9GT	0.80
ECH35	1.70	PCF82	0.50			UL84	0.85	6F9GB	0.85	12Q7GT	0.65
ECH42	0.95	PCF84	0.75			UMB0	0.70	6F83	0.85	12SC7	0.65
ECH81	0.60	PCF86	0.80			UMB4	0.70	6F12	0.90	12SH7	0.85
ECH84	1.20	PCF200	1.05			UY82	0.65	6F14	0.90	12SJ7	0.65
ECL80	0.70	PCF201	1.05			UY85	0.60	6F15	1.30	12SQ7	0.85
ECL82	0.65	PCF801	1.05			VR105/30	2.15	6F17	1.15	12Y4	0.55
ECL83	1.40	PCF802	0.75			VR150/30	1.45	6F24	4.75	13D6	0.70
ECL85	0.75	PCF805	2.10			X66	1.05	6F33	4.75	1A57	1.15
ECL86	0.75	PCF806	0.95			X61M	1.70	6H6	1.90	19AQ5	0.90
EF37A	1.70	PCF808	2.05			Z800U	3.45	6J4	1.60	19G3	11.50
EF39	3.30	PCH200	0.95			Z801U	4.00	6J4WA	2.00	19G6	6.90
EF40	0.90	PCL81	0.70			Z900T	2.55	6J5GT	1.35	19H5	19.55
EF41	0.85	PCL82	0.75			1A3	0.70	6J6	0.85	20D1	0.75
EF80	0.50	PCL84	0.80			1L4	0.50	6J7	0.90	20F2	0.75
EF83	1.70	PCL86	0.80			1R5	0.65	6J7G	0.60	20E1	1.30
EF85	0.55	PCL805/B5	1S4			1S4	0.45	6K7	0.80	20P1	0.65
EF86	1.40		0.85			1S5	0.45	6K7G	0.50	20P3	0.80
EF91	1.30	PD500	4.35			1T4	0.45	6K8GT	0.65	20P4	1.30
EF92	0.85	PFL200	2.50			1U4	0.45	6L6M	2.15	20P5	1.30
EF95	0.95	PL26	0.95			X2B	1.30				
EF183	0.85	PL81	0.85			2D21	0.80				
EF184	1.85	PL82	0.60			2K25	12.40				
EF804	2.30	PL83	0.60			2X2	0.90				
EFL200	0.95	PL84	0.75			3A4	0.70				
EH90	0.60	PL504	1.80			3D6	0.50				
EL32	1.10	PL508	1.50			3D12	23.00				
EL34	1.75	PL509	3.65			3E29	6.80				
EL37	3.45	PL802	3.15			3S4	0.60				
EL38	4.60	PLL80	3.45			5B/254M	8.80				
EL41	0.95	PY33	0.70			5B/255M	8.80				
EL81	1.20	PY80	0.70			5B/258M	8.80				

find out about

THE NEW SEMICON INTERNATIONAL semiconductor INDEXES

Accepted as the finest books of their kind. World-wide usage for testing and primary selection purposes. Maximum ratings and major characteristics of a very wide range of discrete and integrated devices. Over 25,000 entries in each volume including USA, European and Japanese sources. Each single line entry includes references from which terminations, possible substitutes and alternative manufacturers may be obtained.

The loose-leaf binder form allows easy updating by our subscriber up-date service - free for the first year.



Volume 1 Transistors	UK prices £16.00	Updating £7.20 pa.
Volume 2 Diode/SCRs	£16.00	£7.20 pa.
Volume 3 ICs	£24.00	£8.30 pa.

MICROFICH and MAGTAPE OUTPUTS AVAILABLE

SEMICON INDEXES LIMITED

7, King's Parade, King's Road, FLEET, Hants. GU13 9AB. UK.
Telephone: 025.14.28526

AGENTS IN MANY COUNTRIES
WW - 050 FOR FURTHER DETAILS

WE CAN ACT AS YOUR CONSULTANTS for MICRO COMPUTERS & TEST EQUIPMENT

TELUROMETER MRA3 DISTANCE MEASURERS
LOW RESISTANCE HEADPHONES TYPE CLB
£1.50. 40p postage. VAT 15%.

WANTED AR 88 RECEIVERS
Phone for our exceptionally high offer.

36' AERIAL MASTS consisting of 6 sections 6' 8" x 2 1/4" dia. Complete with all accessories to erect and install.

FOR EXPORT ONLY Mullard C11. High power installation, 1000W. Technical details and prices available on request.

POSTAGE: £1-£2 20p; £2-£3 30p;
£3-£5 40p; £5-£10 60p; over £10 free.

HIGH VACUUM VARIABLE CAPACITORS - ceramic envelopes - UC 1000A/20/150=VMMHC 1000 60-1000µF, 20kv-150A RF max=27MHz.

TEST SET FT2 for testing Transceivers A40, A41, A42 and CPRC26

UNIVERSAL WIRELESS TRAINING SET No 1 Mk 2 YA 8316 to train 32 operators simultaneously on key and phone. Complete installation consists of 3 kits packed in 3 special transit cases.

HARNES "A" & "B" CONTROL UNITS "A" "B" "J1" "J2", Microphones No 5, 6, 7 connectors, frames, carrier sets etc.

THYRATRONS GLASS ENVELOPE, MIL 5948/1754. Us 25KV TA 1.25A. P-12.5M.
IGNITION BK 484/5552A. Max. 1200 KVA. Anode Current 140A.

AERIAL MATCHING UNITS up to 5 amps

COLOMOR (ELECTRONICS LTD.)
170 Goldhawk Rd., London W.12
Tel. 01-743 0899

Open Monday to Friday
9-12.30, 1.30-5.30 p.m.

FOTOLAK

POSITIVE LIGHT SENSITIVE AEROSOL LACQUER

Enables YOU to produce perfect printed circuits in minutes!
Method Spray cleaned board with lacquer. When dry, place positive master of required circuit on now sensitized surface. Expose to daylight, develop and etch. Any number of exact copies can of course be made from one master. Widely used in industry for prototype work.

FOTOLAK	£2.00	Pre-coated 1/16" Fibre-glass board	
Developer	30p	204mm x 114mm	£1.50
Ferric Chloride	50p	204mm x 228mm	£3.00
		408mm x 228mm	£6.00
		467mm x 305mm	£9.00

Plain Copper-clad Fibre-glass.		Single-sided	Double-sided
Approx. 3.18mm thick sq. ft.			£1.50
Approx. 2.00mm thick sq. ft.	£2.00		
Approx. 1.00mm thick sq. ft.	£1.50		£1.75
Clear Acetate Sheet for making master.	260mm x 260mm		12p

Postage and packing 65p per order. VAT 15% on total

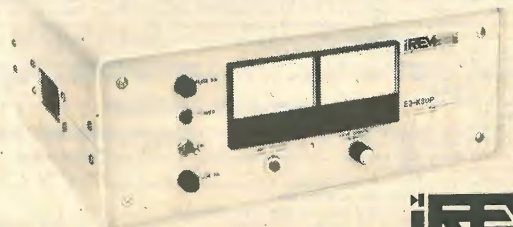
G. F. MILWARD ELECTRONIC COMPONENTS LIMITED

369 Alum Rock Road, Birmingham B8 3DR. Telephone: 021-327 2339

ELECTRONIC POWER UNITS FOR XENON ARC AND MERCURY ARC LAMPS

UNITS AVAILABLE FOR LAMPS RANGING FROM 75 TO 6500 WATTS.

Lamp housings and lens systems manufactured as standard off the shelf models or to specific design.



K. T. Manners Design Ltd.

P.O. Box 936, London, W4 4NW Telephone: 01-994 7155. Telex: 28604

WW-099 FOR FURTHER DETAILS

RADIO SHACK LTD for  DRAKE



TR-7 Transceiver

Ham Bands with 1.5-30 MHz receive with built-in 150 MHz frequency counter plus option of 0-1.5 MHz receive and/or any transceiving application 1.8-30 MHz.

RADIO SHACK LTD

For Communications equipment including Trio products and Trio testgear.

We are situated just around the corner from West Hampstead Underground Station (Bakerloo line). A few minutes' walk away is West Hampstead Midland Region station and West End Lane on the Broad Street Line. We are on the following Bus routes: 28, 59, 159. Hours of opening are 9-5 Monday to Friday. Closed for Lunch 1-2. Saturday we are open 9-12.30 only. World wide exports.

DRAKE * SALES * SERVICE


RADIO SHACK LTD

188 BROADHURST GARDENS, LONDON NW6 3AY


Giro Account No. 588 7151. Telephone: 01-824 7174

Cables: Radio Shack, London, NW6. Telex: 23718


Audio Modules
Build your system or make add-ons with SESCOM audio modules.



MIC-4
Low Impedance
Microphone Pre-amp



LA-3
Line Amplifier Transformer
Balanced 600 ohm output




PS-1
Power Supply
24 volts DC
regulated 120/240
VAC input

Pre-amps
Balanced low impedance for microphone, high impedance general purpose, RIAA Phono, NAB tape (1%, 3¾, 7½, 15 ips).

Equalizers
Active (bass, mid-range, treble) high pass filter, low pass filter.

Other Modules
Line amp, power amp, compressor, sine wave oscillator, plug-in power supply.

Accessories
Sheet metal, sockets, slide pots.
Low distortion <.1%, low noise, bi-fet op-amps, high slew rate, single supply (9-36 volts DC), plug-in.



"Quality
Engineered
Sound
Products"

SESCOM, INC.
P.O. Box 590,
12931 Budlong Ave.,
Gardena, CA 90247 U.S.A.
(213) 770-3510, (800) 421-1828,
TWX (910) 346-7023

SEND FOR YOUR FREE COPY
OF OUR NEW CATALOG
We also manufacture
audio transformers,
snakes, direct boxes
and mic-splitters.

WW - 052 FOR FURTHER DETAILS

**BTS A Service
for Churches
and Charities**



With extensive experience of the needs of broadcasters BTS can plan and commission an efficient and cost-effective studio. We recommend and supply a wide range of equipment to suit all budgets, and we can design and manufacture specialised items.



Contact BTS for advice, whether you need a simple voice booth, a studio complex or a complete media centre.

BTS supplies well-known makes of microphones, loudspeakers, tape machines, cassette and tape duplication equipment, tapes and cassettes, studio hardware.

Write to Alan Foster for an article on: Design, Planning and Equipment Supply for broadcasters; or Acoustic Design and Layout of Studio Buildings; or Sound Reinforcement.



Broadcast Training and Services Ltd.
2 Hills Road Cambridge CB2 1JP England
Tel: Cambridge (STD 0223) 62392

BI-PRE-PAK

**NICKEL-CADMIUM BATTERIES
AT LESS THAN
HALF-PRICE**

BY A WORLD-FAMOUS
MANUFACTURER
IN 5 VALUABLE
SIZES



BRAND NEW & GUARANTEED

Type	Capacity in mAh	Voltage	Charge Rate mA / 12 hrs	Size in mm dia. x Thickness	Our price inc. 15% VAT
NC20	200	1.24	20	24.8 x 7.4	45p
NC28	280	1.24	28	34.4 x 5.3	60p
NC50	500	1.24	50	34.3 x 9.5	80p
NC90	900	1.24	90	50.5 x 8.3	£1.20
NC175	1750	1.24	175	50.7 x 14.9	£1.75

- High capacity for very small size.
- Wide temperature operating range.
- Low internal resistance.
- Very simple charging circuit required.
- INDEFINITE SHELF LIFE.

TO ORDER
Please send cash with order. Minimum order £3.00 plus 30p p/p in U.K. Orders over £10 carr. paid U.K. All prices inc. V.A.T.

Ideal for portable & emergency equipment, instruments, etc.

BI-PRE-PAK LTD.

(WW) 222-224 West Road
Westcliff-on-Sea, Essex
SS0 9DF
Telephone 03708 5543

SOUTHEAST ENGLAND'S ELECTRONICS CENTRE



HIGH POWER TRANSFORMER TOROIDAL SPECIAL

Originally made for a massive 250 watt audio power AMP, this superb Toroidal Transformer features excellent regulation, low hum field, very conservative current rating and small physical size. A standard input of 240V A.C. and four separate secondary windings of 2 x 30V @ 4 amps each and 2 x 18 volts @ 1 amp each make it ideal for a host of applications including high power amplifiers, servo drivers, power supplies, etc. etc. original cost over £15.00 each!

Dimensions: 4 1/2" x 2 1/2"

£9.50

Single bolt fixing + p8p £1.60
Note: Voltages measured off load.

DATA STORAGE MEDIUMS

RACAL C10 "Supergrade" cassettes complete with library cases. 66p each 10 for £5.45
VERBATIM 5 1/4" soft sectored mini disks £3.45 each 10 for £31.63

In stock now test equipment, microprocessors, teletypes, transformers, power supplies, scopes, sig. gen's, motors, peripheral equipment, I.C.'s, tools, components, variacs, keyboards, transistors, microswitches, V.D.U.'s sub-assemblies + thousands of other stock lines. Just a mere fraction of our vast range, is displayed below: 100's of bargains for callers.

OPTO SMASH!

TIL 302/MAN 7 7 segment LED readout common anode direct drive (via resistors) from 7447 £1-10 each
TIL 119/OC72 Darlington opto isolator 3 for £1-00.
TIL305 0.3" 7 x 5 matrix LED alphanumeric readouts £3.75 each.
PHOTO TRANSISTOR Fairchild FPT-100 NPN silicon 30v. 25ma. 4 for £1.00.

4k x 12 RAM static Memory card

Complete 4K x 12 bit memory system on one PCB. This ex computer memory card contains all relevant decoding, read write and control logic for coupling to your M.P.U. or mini computer system. TTL in and out make interfacing a "cinch". We understand that by reading the outputs correctly, the memory can be organised as a 6K x 81 Features include fast 250ns max. access time. Standard +12v. -12v 5v power rails compact construction, non-volatile memory, data remains even when power switched off!
Original cost over £800 each, supplied complete with full data and circuit manual, at an unbelievable price of
£39.95 P.P. £1.75
Note: Memories are removed from working equipment but supplied untested, unguaranteed.

HOW TO GET HERE
Victoria, London Bridge or Holborn Viaduct to Thornton Heath. 1 minute from Thornton Heath Station.

DISPLAY I.C. AND TRANSISTOR BARGAINS NEVER CHEAPER

All I.C.'s and Transistors by well known manufacturers and fully guaranteed. No fall outs. Comprehensive data on I.C.'s 15p per type.
2N4351 N channel MOS FET.
2N4352 P channel MOS FET.
60p each £1.00 per pair.
HIGH VOLTAGE NPN POWER SWITCHING transistors BVCbo 600v BVceo 500v BVbeo 15v Ic 5 amps Pc 125 watts HFE 60 typ ft 2.5 mhz ideal invertors, etc. TO3 £1.60 each 4 for £5.40.
BF258 NPN 250v @ 200ma 45p each 3 for £1.08.
I.R. BSB01 2.5 amp 100v bridge rec. P.C. mount long leads 35p each 4 for £1.08.
IN4998 4 amp 100v P.C. mount diodes long leads 14p each 10 for £1.10.
LM309K + 5v 1.2 amp regulator £1.10 each 6 for £5.35.
2N1671B unijunction 450mw 30v 48p each 3 for £1.00.
IN4004 SD4 1 amp 400v diodes 7p each 18 for £1.00.
I.R. 12 amp BRIDGE RECS. 400 volt £1.25 each.

POWER DARLINGTON SCOOP!

MJ1000 NPN 60v 90w 8 amps TO3 95p each
2N6385 PNP 80v 100w 10 amps TO3 £1.25 each
MJ4030 NPN 60v 150w 16 amps TO3 £2.25 each

S.C.R.'s
2N3001 30v 350 ma TO18 22p each 6 for £1.00
2N4441 50v 8 amps TO20 45p each 10 for £4.00
C10601 400v 5 amps TO202 55p each 10 for £5.00

TRIACS

G.E. 12 amp 600v TO220AB 95p each 10 for £8.75
E.C.C. 1.6 amp 400v TO5 38p each 3 for £1.00
A.E.I. 10 amp 400v ready mounted on 2 1/2" x 2 1/2" heatsink £1.00 each 4 for £3.75

LOW PROFILE I.C. SOCKETS

14 D.I.L. 14p each 8 for £1.00
16 D.I.L. Gold Plated mil. grade 22p each 6 for £1.00
22 D.I.L. 27p each 5 for £1.00
24 D.I.L. 35p each 3 for £1.00

OTHER GOODIES

AF279 low noise P.N.P. germanium up to 780MHZ 32p each 4 for £1.10
2N430A/WN720 F.E.T. transistor 37p each 3 for £1.00
LM3001/S16051 14 D.I.L. 2 watt A.F. amp 80p each 8 for £5.00
CA3028B DC. 120 MHZ differential/cascode amp £1.00 each 3 for £2.50
CA3011 20 MHZ wideband AM TO99 case 85p each 2 for £1.00
TM55114 DUAL MOS 128 bit static shift reg. DC. 2.5 MHZ £1.50 each 4 for £4.25
NE555 10 for £2.55
GE424 zero voltage switch, triac SCR relay driver TO5 can £1.10 each 7 for £6.50
FA2719 B independent diodes IM4149, IN4134 in 16 D.I.L. pack 38p each 3 for £1.00
FPQ3725 4 NPN 50v 500ma transistors in 14 D.I.L. pack 70p each 2 for £1.00

MPU EXPERIMENTORS POWER SUPPLY

Once again we are very pleased to offer this superb Power Supply Unit, and hope to satisfy most of our previous customers who were disappointed when we sold out due to demand, last time they were advertised! These units may just have well been made for your lab., they consist of a semi-enclosed chassis measuring 160mm x 120mm x 350mm containing all silicon electronics to give the following fully regulated and short circuit proof outputs of:
+5v @ 2 amps D.C. +12v @ 800ma D.C.
-12v @ 800ma D.C. +24v @ 350ma D.C.
and if that's not enough a fully floating 5v output @ 50ma D.C. which may be seriesed to give a host of other voltages. All outputs are brought out to the front panel via miniature jack sockets and are also duplicated at the rear on short flying leads. Units accept standard 240v AC mains input. They are ex GPO and may have minor scratches on the front panels, they are sold untested but in good internal condition. Our original price of £16.50 and the recent VAT increase makes these an absolute snip at only £15.50 each + £2.25 P & P. Complete with circuit and component list.
HURRY WHILE STOCKS LAST!

HY GRADE SMOOTHING CAPS

MULLARD - PLESSEY - MALLORY - SPRAGUE
1500mf 100v 60p * 3300mf 40v 50p
3300mf 63v 70p * 1mf 600v MYLAR 28p
10,000mf 15v £1.1 22,000mf 16v £1.10+
100mf 250v 45p 2100mf 200v £2.50+
*Ex equipment tested +P.P. 40p

SEMICONDUCTOR 'GRAB BAGS'

Amazing value mixed semiconductors, include transistors, digital, linear I.C.'s, triacs, diodes, bridge recs. etc. etc. All devices guaranteed brand new, full spec. with manufacturers markings, fully guaranteed.
50 + BAG £2.95 100 + BAGS £5.15

MUFFIN FANS

ideal equipment cooling etc. tested, ex-equipment.
240v 50-60 HZ £6.15 + p.p. 45p
110v 50-60 HZ £5.05 + p.p. 45p

ELECTRONIC COMPONENTS & EQUIPMENT

66% DISCOUNT

Due to our massive bulk purchasing programme which enables us to bring you the best possible bargains, we have thousands of I.C.'s Transistors, Relays, Cap's., P.C.B.'s, Sub-assemblies, Switches, etc. etc. surplus to our requirements. Because we don't have sufficient stocks of any one item to include in our ads., we are packing all these items into the "BARGAIN PARCEL OF A LIFETIME" Thousands of components at giveaway prices! Guaranteed to be worth at least 3 times what you pay plus we always include something from our ads. for unbeatable value!! Sold by weight

71b £ 5.25 141b £ 7.95
281b £13.75 561b £22.00
PLEASE ADD P + P £1.25

ISOLATED 240v 4 AMP & 10 AMP SOLID STATE RELAYS

Interface your MPU etc. with the outside world made by the famous "Astralux" Co. They consist of a miniature plastic module with mounting holes containing a reed relay for isolation, choke and triac. 12-20 volts D.C. at a few milliamps enable on/off control of A.C. loads up to 10 amps! The 10 amp version should be mounted on a heatsink. 100's of uses including power control, lighting, etc. etc.
Dimensions: 4 amp, 1 1/2" x 1" x 3/4". 10 amp, 1 1/2" x 1" x 1".
4 amp £1.45 10 amp £2.10 complete with circuit

PLESSEY EDGE STACKABLE DECADE THUMBWHEEL SWITCHES. Gold plated contacts dimensions 2" x 2" x 1/8" 85p each 8 for £5.35.

AMPHENOL 50Ω BNC chassis socket single hole fixing 50p each.
AMPHENOL 50Ω BNC plug 50p. 50Ω BNC plug right angled 60p.
C90 Audio Cassettes screw type construction 45p each 3 for £1.00.
Bulbs 24v 14 watt white frosted S.B.C. 8 for £1.00.
Bulbs 12v 100 watt clear, base similar S.B.C. 45p each.
S.B.C. Bulb Holders All steel cad. plated panel mount easily fixed via nut and round hole, ideal disco displays, scoreboards, etc. 4 for £1.10.
Xtal filters S.E.T. QC1121/B miniature low insertion loss P.C. mount. C.F. 10.7mhz with B.W. of 7.5khz 2000Ω imp in-out. Brand new @ £7.99.
Heavy Duty Flat Insulated Earth Braid 100-200 amp braided tinned copper in heavy clear PVC sheath 50p per metre. £6 for 15 metres + PP £1 per 15 metres.
BULGIN miniature 6 way male chassis mount socket and matching free plug 60p each, 2 for £1.10.
Red L.E.D.'s full spec. 0.2" 14p each, 10 for £1.25.
Dynamic Stick Mics 600Ω with built in on/off switch complete with lead and min. jack plug £1.15 each, 10 for £10.00.
TO5 HEATSINKS "Thermaloy" black anodised press on aluminium finned type 18p each, 8 for £1.00.

HARDWARE PACK Don't be stuck for the right nut and bolt for the job. Pack contains B.A. Metric, Unified, Self Tap, etc. Nuts, Bolts, Screws, Washers, etc. in Brass Bronze and Steel. All steel items plated. Average contents 400-600 pieces.
Sold by weight, 2lb bag. **£2.65**

MANY HUNDREDS OF TRANSFORMERS IN STOCK - SEND SAE FOR LIST

1 ONLY DEC PDP8M

16k memory, auto restart, vk8 video set, serial/parallel, printer interface etc. Perfect order. £850.00 + VAT + carriage.

IMPORTANT

We have now moved to larger premises and whilst we are recovering! callers are welcome on Fridays and Saturdays between 9.30am and 5.30pm, and by appointment on other days.

SCOOP OF THE YEAR HAZELTINE H1200 V.D.U. TERMINAL

Due to an even bigger purchase we are now able to pass our bulk buy savings direct to you!
960 characters 12 x 80, 55 key TTY keyboard, RS232 interface, scroll up, adjustable baud rate 75-9600 upgradable to 1920 (24 x 80) characters, lower case option, plus many other features.
Brand New and Boxed — at only **£250** + VAT + Carriage
FULL TECHNICAL MANUAL £10.00

POWER SUPPLY UNITS

5 VOLT 2.5 AMP T.T.L. P.S.U.
Made for T.T.L. this compact ex computer systems unit features a 10 amp transformer with D.C. outputs of 5 volts @ 2.5 amps and 7.5 volts @ 5 amps. The 5 volt output is fully regulated and smoothed and has electronic current limiting. May be easily moded for 5 volts @ 7.8 amps, believed working but untested. 240v A.C. input Complete with circuit **£8.25 P.P. £1.60**

KEYBOARD



A special bulk purchase enables us to offer the above Keyboard at a lowest ever price. 49 coded keys encoded into a direct TTL compatible 7 bit output. Features such as delayed strobe, 5 volt D.C. single rail operation and rollover protection make this an absolute must for the MPU constructor! Supplied complete with connection diagram and edge connector. at a secondhand price of only **£20.00 P.P. £1.60**

UNIVERSAL TOROID TRANSFORMER

Just what you have been waiting for, made for a major electronics co. this miniature toroidal transformer accepts 240v AC input and gives AC outputs of 0-10v @ 1.8 amps and 2 x 0-20v @ 750ma. Intended for an MPU supply of +5 and + and -12v, its small physical size of only 2 1/2" x 1 1/2" and negligible hum field make it a snip at only £4.25 + pp 60p.

HIGH EFFICIENCY SMITHS RADIAL BLOWERS

Are your hot parts sweltering? Then keep them cool with our high efficiency radial snail type blowers. Made by Smiths, designed for continuous use in expensive electronic equipment very powerful and quiet, gives massive air flow to prolong component life and reliability. Easily mounted, air aperture 2 1/2" x 3". Ideal linears etc. Please state 240v or 110v operation. 50hz only. **£4.55 P.P. £1.10**

ELECTRONICS

64-66 Melfort Road, Thornton Heath, Surrey 01-689 7702 or 01-771 2027

MAIL ORDER INFORMATION

Unless otherwise stated all prices inclusive of VAT. Cash with order. Minimum order value £2.00. Prices and Postage quoted for UK only. Where post and packing not indicated please add 30p per order. Bona Fide account orders minimum £10.00. Export and trade enquiries welcome. Orders despatched same day where possible. Access and Barclaycard welcome.

NEW from NEWTRONICS

'EXPLORER 85'

Microcomputer Kit
Low cost with On Board
S-100 expansion
at £295 + VAT



The 'EXPLORER 85' is inexpensive with all the advantages of a powerful board plus potential for 'infinite' expansion.

- ★ Uses New Fast INTEL 8085 cpu, 100% compatible with 8080A software but 50% faster than 8080A cpu.
- ★ Powerful 2K monitor.
- ★ 4K user RAM expandable to 64K.
- ★ Provision for 8K PROM or EPROM.
- ★ Buffered and decoded S100 expansion on board (up to 6 S100 boards).
- ★ Cassette interface (with motor control and cassette file structure) RS232; 20ma loop; 4 8 bit and 1 6 bit I/O ports.
- ★ Programmable 14 bit binary counter/timer.
- ★ Separate ASC11/Video Terminal features: a full 128-character set upper/lower case, full cursor control, Greek symbols for Maths, 75 ohm video output convertible to baudot output, selectable baud rate, RS 232 or 20ma loop, I/O. 64 or 32 characters by 16 line (monitor or TV).
- ★ And lots of other great features.

	Price ex. VAT	P&P
LEVEL 'C' S-100 main frame expander kit. Increases the number of S-100 slots to 6. Includes all sheet metal, 5 slot extender board, board-guides and brackets. Fits into EXPLORER cabinet (less S-100 pin connectors)	£32.80	£2.00
LEVEL 'E' Add 8K sockets, power supply regulator and decoupling components for popular 2716 or 2516 EPROMS (EPROMS not included)	£5.00	Free
DE LUXE STEEL CABINET FOR EXPLORER 85	£33.50	£2.00
DE LUXE STEEL CABINET FOR VIDEO KEYBOARD TERMINAL	£15.00	£2.00
POWER SUPPLY IN STEEL CABINET	£25.00	£2.00
GOLD-PLATED S-100 BUS CONNECTORS	£4.00	Free
RF MODULATOR 8kHz required when using TV set serial socket	£6.00	Free
S-100 16K RAM EXPANDABLE. Expandable to 60K on one board	£165.00	£2.00
INTEL 80805 Users Manual	£6.00	Free
8K 'MICROSOFT' BASIC ON CASSETTE TAPE. The most versatile and popular basic ever written. Complete with documentation	£53.00	Free

Dealer enquiries welcome. For full details send S.A.E.

PAYMENT BY: Cheque / Access / Barclaycard, etc. FOR PHONE ORDERS CALL 01-739 1582.

Access / Barclaycard No. _____ Exp. Date _____

Signature _____

Print Name _____

Address _____

Sole U.K. Agents: **NEWTRONICS** Computer div of H.L. Audio Ltd. Dept. P/C
138 Kingsland Road, London, E2 8BY Tel: 01-739 1582

WW-118 FOR FURTHER DETAILS

LINES FROM OUR VAST STOCKS — IMMEDIATE DELIVERY

ALL BELOW MANUFACTURERS' PRICES — ALL NEW STOCKS.

- Postage & packing add 50p per order.
- NEW SILICON NPN TO92** BF216 / BF220 (BC207 eq.) Packs of 100 £3.50, packs of 1,000 £25.00, packs of 5,000 £100.00.
- CALCULATOR CHIPS** General instrument GIMT4 on anti-static foam 24 pin S.I.L. socket for use with Bowmar display £1.50 ea. Pack of 25 chips £25. 100 for £80. 500 for £350.
- BOWMAR 9 DIGIT CALCULATOR DISPLAY** with PC connector 0.2 digits. Common cathode with bezel £1.25 ea. 10 for £10.
- ORP12** light dependent resistance (Eq = RPY30). 2 for £1, 10 for £4, 100 for £35.
- TBA 120A T.V. I.C.** amplifier Siemens 55p, 10 for £5, 100 for £40, 1,000 for £350.
- BECKMAN 500 kc/s** Triggerable clocking oscillator for use with calculator chips 5v supply with circuit £1, 10 for £8, 100 for £85.
- BURROUGHS 9 DIGIT** Panaplex calculator display 7 segment 0.25" digits. Neon type with red bezel socket and data. £1.95 ea. 10 for £17, 100 for £140.
- HONEYWELL PROXIMITY DETECTOR** integral amplifier 8v D.C. £3.50 ea, 10 for £30, 100 for £275.
- OSMOR CHANGE OVER REED RELAY** 12v coil 20m/a operating current 59x17x13mm 75p ea. 10 for £5, 100 for £45.
- MARRIOTT TAPE HEADS** Quarter track Type _____ Each _____ Per 10 _____ Per 100 _____
- XRPS18 Record/Replay £3.00 £25.00 £200.00
- XRPS36 Record/Replay £4.00 £35.00 £250.00
- XES11 Erase £1.25 £11.00 £100.00
- MULLARD AD161-AD162 Matched pairs** 1 pair 80p, 10 pairs £6, 100 pairs £50. Cartons of 600 pairs £250 EX-STOCK.
- RADIATION DETECTORS** Quartz Fibre Dosimeters. Pen type with clip with lens and scale 0-50R. Originally over £5 OUR PRICE 95p EACH. 10 for £8. 100 for £60. 1,000 for £500.
- CLOCKING OSCILLATOR** (Pye-Dynamics), thick film 1MHz supply 5v 19x25x8mm 85p, 10 for £7, 100 for £60, 500 for £250.
- TV TUNERS** by Mullard. U.H.F. 38 mcs size 34x23x14 £2.50 ea. 10 for £20, 100 for £175, 500 for £750, 1,000 for £1,250.
- MULLARD TUNER MODULES** with data. LP1171 combined AM/FM IF strip £3.50. LP1179 FM front end with AM tuning gang, used with LP1171 £3.50. LP1171 and 79 pair £5.75, 10 pairs for £50, 100 pairs for £400.
- CA3085 RCA POSITIVE VARIABLE REG.** 5volt 100mA amp variable 1.8-24v 55p ea. 10 for £5, 100 for £35, 1,000 for £300.
- MULLARD LP1157 AM tuner modules** with circuit £2.50 ea. 10 for £20, 100 for £175.


- LUSTRAPHONE RIBBON MIKE** £1.50, pre amp on chassis 3x2x1in, 10 for £12.50.
- 5 WATT GOULD-ADVANCE AMPLIFIER** (built) 500kc into 2K input 4-8 ohms with data £3 ea. 11.5x6x3cm.
- AVO-8 METER MOVEMENTS** for military version. Precision 37.5 micro-amp (50µa with integral shunt) movement £10.50.
- MINIATURE MAINS TX** 240 volt, primary 12v, 100m/amp. Size 60x40x42mm. 55p ea. 10 for £5, 100 for £65, 500 for £250.
- PHOTO CONDUCTIVE CELL** £1.25. High power Cds cell 600 mw for control circuits. Resistance 800 ohm to 4K. Max volts 240. Size 1½x½in. 10 for £11, 100 for £100.
- DYNAMIC MICROPHONE.** Low imp. Foster insert. £1.45, 10 for £11, 100 for £100.
- UHF TUNER BY SEC.** 38mc/s with slow motion tuning. Size 5x3x2in. £3 ea, 10 for £25, 100 for £220, 500 for £1,000.
- TWO GANG MINIATURE VARICAP TUNER** 500pf with tuning knob. size 3x1½x1½in. £1.25 ea. 10 for £10, 100 for £95.

- SES-ATES U14552 AUDIO I.C. AMPLIFIER** 14 PIN D.I.L. 300 m. watts 55p each. 10 for £4.50, 100 for £35.
- GENERAL ELECTRIC 2+2 watt I.C. stereo** audio chips with circuit & data £1.95 each 10 for £17.00
- R.C.A. CD4029AE** 16 pin D.I.L. presatage up-down counter 85p each 25 for £15.00 100 for £50 1000 for £355 (in anti static tubes of 25).
- U.H.F. TV TUNER** (preamp) with BF180 55p each Built on P.C. board 2 x 2in (sold without data) 10 for £4.50 100 for £35
- MARCONI I.C. Oscillator Datil** (T099 can) 30p each 10 for £2 100 for £15 1000 for £125
- PLESSEY SL432A I.C.** IF amplifier (T099 can) 55p each 10 for £4 100 for £29 500 for £120
- V.H.F. MODULATORS** for T.V. games 55p each. 2 transistor — on built P.C. sizes 2 x 2 x 1½in. 10 for £4 100 for £35 500 for £150
- R.F. Filters** for above modulators 20p each
- Components and coils on built p. circuit, size 2 x 2 x 1½in. 10 for £3.50 100 for £39 500 for £125**
- HIGH VOLTAGE T.V. TRIPLER DIODES** by I.T.T. stick type per 10 £1.50, per 100 £10, per 1000 £85.
- TBA625 ATEs** variable voltage regulators 55p each. 5 volts 100 m/amps (T099) per 10 £4.50, per 100 £39, per 1000 £280.
- MAINS LEADS** 2 core 2 metres lengths (grey) per 10 £2.50, per 100 £20, per 1000 £165.
- MMS314 NATIONAL CLOCK CHIPS** £1.95 each, per 10 £17.
- IN914 TYPE DIODES** tested, uncodded in boxes of 1,000 £10, 10,000 for £75, 100,000 for £500.

POCKET TERMINAL

Midget duplex unit with man-sized facilities

Until you've tried it, you won't believe how much capability we've packed into the Pocket Terminal. We've gone all-out to make it the most practical and useful hand-held data communications device available.



Here's just a few of the facilities:

- Transmits 128 ASCII codes.
- Displays full 64 character ASCII set clearly.
- 30 character memory accessible through display.
- Single 5V supply required at 400mA max.
- 110 or 300 baud transmission, selectable.
- 20mA loop or V24/RS232 level versions available.
- Parity codes and stop bits settable to your standard.
- Reacts to bell, cursor and formatting control codes.

Pocket Terminal is a convenient, versatile, totally portable tool for anyone who needs to communicate with computers or their peripherals. Send for details now from:

GR ELECTRONICS LTD.
Fairoak House, Church Road, Newport, Gwent NPT7EJ. U.K.
Telephone: Newport (0633) 67426 Telex: 28604 Ref.1796

WW — 101 FOR FURTHER DETAILS



HENRY'S

All mail to:
404 Edgware Rd
London W2 England
Phone 01-723 1008



EXPORT ORDERS add ten per cent for carriage and packing. Payment in Sterling.

ELECTRONIC EQUIPMENT CO.

TANTALUM BEAD CAPACITORS

	Per 10		Per 10		Per 10
3.3/3v	.75	6.8/6v	1.00	0.68/20v	.75
4.7/3v	.80	15/6v	1.30	3.3/20v	1.20
6.8/3v	.85	3.3/10v	.85	3.3/25v	1.25
22/3v	1.25	15/10v	1.40	6.8/25v	1.25
1.5/6v	.75	22/10v	1.40	3.3/35v	1.25
3.3/6v	.80	15/16v	1.50	6.8/35v	1.25
4.7/6v	.85				

ELECTROLYTIC CAPACITORS

	Per 10		Per 10
1/10v AXial	.35	8/40v Axial	.42
22/10v Radial	.55	33/40v Axial	.45
220/10v Radial	.40	47/40v Axial	.45
100/10v Axial	1.05	1500/40v Axial	1.85
100/12v Radial	.44	0.47/50v Radial	.35
5/15v Axial	.38	2.2/63v Radial	.42
1/16v Axial	.35	470/63v Axial	1.45
20/16 Axial	.42	5/100v Axial	.50
100/16 Axial	.50	6.8/160v Axial	.50
1500/16v Radial	1.45		

SINGLE ENDED TAG TERMINAL

2200/16v Axial	2.25	3300/25v	.35 ea.
4.7/25v Axial	.40	4700/25v	.38 ea.
4.7/35v Radial	.44	4700/40v	.45 ea.
220/35v Axial	.90	1000/100v	.45 ea.

SPRAGUE COMPUTER GRADE ELECTROLYTICS

15,000 uf 15v Single ended	.70 ea.
120,000 uf 15v Single ended	1.75 ea.
3,600 40v Single ended	.50 ea.
4,700 uf 40v Single ended	.65 ea.

METAL CASED POLYCARBONATES 40/60 Hz

Single (tag) ended 2 uf 250 V.A.C.	.45 ea.		
2 uf 440 V.A.C.	.55p	3.5 uf 440 V.A.C.	65p
5 uf 360 V.A.C.	.70p	6 uf 360 V.A.C.	80p
10 uf 440 V.A.C.	1.15	30 uf 440 V.A.C.	1.50

MULLARD Axial lead Polyesters (C296)	
160v .01, .022, .047	70p per 10
400v .0033, .015, .022	85p per 10
.033, .068	£1 per 10.

MINIMUM ORDER VALUE £5 PLUS VAT. TERMS CWO. PLEASE ADD 15% VAT TO ALL GOODS AND POSTAGE. POSTAGE RATES (EXCEPT WHERE OTHERWISE INDICATED) £1 PER ORDER. ORDERS OVER £50 POSTAGE FREE. OVERSEAS ORDERS POSTAGE AT COST. EXPORT AND TRADE ENQUIRIES WELCOME.

MIXED DIELECTRIC CAPACITORS (Axial leads)

	Per 10
0.22	£1.00
0.0022	.70
0.0033	.70
0.0047	.70
0.022	.80
0.047	.80

POLYESTERS — Radial Leads (P.C.B. Mtg)

	Per 10		Per 10
6.8/63v	£2.40	0.22/250v	.65
2.2/100v	1.75	0.47/250v	.80
0.0068/250v	.35	1.0/250v	1.10
0.022/250v	.35	0.01/400v	.40
0.068/250v	.35	0.015/400v	.40
0.15/250v	.60	0.0022/630v	.35

SPECIAL OFFER

Philips GC037 Belt-drive turntable with synchronous motor. Supplied complete with Philips GP401 MK2 cartridge. **£29.50.** Carriage £2.

BSR C129 Autochanger turntable complete with cartridge. **£12.50.** Carriage £2.

DIODES

400 mw Zeners: 3.9v, 7.5v, 9.1v, 15v, 20v	.45 per 10
1.3w Zeners: 3.9v, 4.3v, 5.1v, 6.2v, 15v	.75p per 10
Bridge Rectifiers 100v, 1.8A	.20p. 2.5A .25p

POTENTIOMETERS

Rotary carbon Pots "Midget Type"	
Single gang: 5K 1in, 10K Rlog, 50k 1in, 250k 1in	£2.25 per 10
Sliders 60mm Track (P.C.B. or direct mounting)	
Single gang: 10k log, 47k log, 250k log, 500k 1in, 1M log	£1.85 per 10
Dual gang: 1k log, 5k log, 47k 1in, 100k 1in, 100k log, 220k 1in.	£2.25 per 10

SPRINGFIELD HOUSE
TYSSEN STREET
LONDON E8 2ND
TEL. 01-249 5217
TELEX: 8953906

SKELTON PRESETS 0.15w

	Horizontal Mount	
15mm dia. P.C. Linear track		
Vertical Mount		
220R	10k	100R
1k	22k	220R
2k2	2M2	470R

All above values **52p per 10**, or **£3.50 per 100**.

SUBMIN CERMET TRIMMING POTS.

	Per 10	Per 10
Single turn 0.5w		
¼in square encapsulated. Top adjust for 0.1 in gridboards.		
100R	1k	100k
200R	2k	20k
500R	5k	50k

All above values **35p**.

CONNECTORS, ETC.

2 pin DIN (Speaker) Plugs	.80	Sockets	.67
5 pin DIN (180°) Plugs	1.35	Sockets	1.45
¼in Mono Jack Plugs	1.50	Sockets	1.80
¼in. stereo Jack Plugs	2.20	Sockets	2.30
Phono plugs red or black skirt			.85
Bulgin P428 6-pin free socket			3.20
Bulgin P430 S/E 3-pin free socket			3.20
2.5A 12-way barrier strip white P.V.C.			2.50
5A 12-way barrier strip white P.V.C.			2.50
30A 3-way barrier strip white nylon			1.50
Black P.V.C. tape 15mm x 25m			.25p ea.
25mm x 33mm	35p ea.	38mm x 25m	.45p ea.

MOTORS

Crompton Parkinson ¼ H.P. 1 ph 240v 1425 rpm Resilient mounting	£22.50	P&P	£2
Gearred motor 110 V.A.C. Shaded pole construction			
1 inch stack 70 rpm clockwise	£3.50	P&P	£1
Similar to above but 95 rpm	£3.50	P&P	£1

ALARM EQUIPMENT

6 inch Alarm Bells 24-48 V.D.C. working heavy duty finish for exterior use	£5.25 ea.	P&P	£1
Standard Gent's 6 inch dome bell 24-48 V.D.C.			
Suitable interior or exterior use	£4.50	P&P	£1
Smoketec 24v Smoke detector	£13 ea.	P&P	.75p

WW — 105 FOR FURTHER DETAILS



Build any Project - Fast and Easy

It's the new deal for project builders from Lektrokit! A complete new range of breadboarding and testing devices. At prices anyone can afford. For any project anyone could want to build— from one-chip simplicity to 1,000-chip complexity.

It's fast and easy project building, too. You simply push components in and pull them out. No soldering, no de-soldering, no chance of heat damage. You can make design changes instantly, keeping full leads on components.

In fact, with Lektrokit, you can build a project as fast as you used to sketch a layout. And a lot more easily.

LEKTROKIT

completes the circuit

See Lektrokit at one of the Lektrokit dealers near you. There's bound to be one - they're springing up everywhere. Send for the name of your nearest - plus FREE full-colour catalogue - to:

Lektrokit Ltd., Sutton Industrial Park,
Earley, Reading, Berks RG6 1AZ
Telephone 0734 669 116

WW — 085 FOR FURTHER DETAILS

BUY an ELF II microcomputer for less than some TV games

KIT ONLY
£79.95
+ VAT

ELF 11 BOARD WITH VIDEO OUTPUT
R.C.A. 1802 Cosmac C.P.U.

ADD-ONS

- POWER SUPPLY (6.3V AC) for ELF 11 **£5.00**
- ELF 11 DE LUXE STEEL CABINET (IBM Blue) **£23.01**
- GIANT BOARD KIT System / Monitor, Interface to / cassette — RS232, TTY, etc. **£35.00**
- 4K STATIC RAM board kits (requires expansion power supply) **£69.44**
- Expansion power supply (required when adding 4K Rams) **£19.00**
- ASC11 Keyboard Kits 96 printable characters, etc. **£50.58**
- ASC11 d/lux steel cab (IBM Blue) **£15.02**
- KLUGE prototype board (build your own circuits) **£12.83**
- 86-pin Gold-plated connectors (each) **£4.00**
- ELF Light pen writes/draws on TV screens **£6.50**
- Video graphics board 32/64 characters by 16 lines on TV/monitor screens **£69.95**
- ELF 11 Tiny basic on cassette **£13.50**
- ELF 11 Bug/monitor powerful systems monitor/editor **£13.50**
- T. PITMANS short course in programming manual (Nil VAT) **£4.00**
- T. PITMAN short course on tiny basic manual (Nil VAT) **£4.00**
- RCA 1802 users manual (Nil VAT) **£4.00**
- * On cassette Text Editor: Assembler: Disassembler (each) **£16.95**

SAVE 10% AND BUY ALL THREE TOGETHER
All units can be supplied wired and tested
Send S.A.E. for comprehensive brochure
NEW: GAMES ON TAPE send for list

P & P £2.00

Orders to:

DEALER ENQUIRIES WELCOME

Newtronics, 138 Kingsland Road
London, E2 8BY
Tel: 01-739 1582
DEPT. P.E.

SOLE U.K. AGENTS

WW-119 FOR FURTHER DETAILS

ELECTRONIC VALVES COMPARE OUR PRICES

BELOW ARE A FEW EXAMPLES FROM OUR EXTENSIVE STOCK

0B2	1.00	5656	7.00	EF37A	3.00	X61M	2.00
0C3	1.50	6442	15.00	EF91	1.00	CV131	1.50
0D3	1.50	A2134	8.00	EF92	1.50	CV138	1.00
3B24W	7.00	A2521	9.00	EF95	1.00	CV140	0.75
3D21A	15.00	BT17	45.00	EL38	8.00	CV371	12.00
6A65	0.90	DA42	10.00	EL41	1.20	CV395	8.00
6A56	1.00	DM160	3.00	EL85	3.00	CV416	3.50
6AT6	1.25	E88CC	3.20	EL86	1.75	CV850	1.00
6BJ6	1.00	EA76	1.75	EY84	6.00	CV2179	8.00
6BR7	5.00	ECC81	0.75	GXA160	8.00	CV2492	3.20
6CH6	4.50	ECC82	0.75	ME1400	4.00	CV3998	5.00
6J4WA	4.00	ECC83	0.75	QQV06-40A	15.00	CV4044	8.00

(VAT EXTRA)

Please contact us for quantity discounts and types not listed above. Export enquiries welcome. All our valves are tested and guaranteed. We supply Government Departments, Universities and major manufacturers.

J. D. ELECTRONICS
UNIT D6, PEAR INDUSTRIAL ESTATE
STOCKPORT ROAD WEST
LOWER BREDBURY
STOCKPORT, CHESHIRE SK6 2BP
TEL: 061-406 2441

WW — 115 FOR FURTHER DETAILS

Logic Test Instruments

Logic Probes

Red and green LED lamps indicate logic 1 and 0, and a variety of dynamic signals. Replaces meter or oscilloscope in many applications.
TTL Logic Probe: £23.00 each (TTL, DTL & compatible 5V logic).
CMOS Logic Probe: £28.75 each (CMOS with 5-15V supply).



Logic Clips

Clips on to IC to give simultaneous indication of logic state at each pin. 16 LED lamps with indicator for 14 or 16 pin ICs.

TTL Logic Clip: £34.50 each (TTL, DTL & compatible 5V logic).
CMOS Logic Clip: £48.30 each (CMOS with 4.5-18V supply, TTL & DTL).

- Please send details of Logic Probes and Clips.
 Please supply goods as detailed below:
- | Qty | | Price |
|-------|----------------------------|-------|
| _____ | TTL Logic Probes @ £23.00 | _____ |
| _____ | CMOS Logic Probes @ £28.75 | _____ |
| _____ | TTL Logic Clips @ £34.50 | _____ |
| _____ | CMOS Logic Clips @ £48.30 | _____ |

Above UK prices include postage, packing & 15% VAT.

Total remittance £ _____

I enclose cheque PO
Debit my Access Barclaycard Trustcard

account No.

Name _____ (as on credit card)
Address _____
Post code _____ Telephone No _____
Signature _____ Date _____



Ryley Automation Ltd.

298 Ringwood Road, Ferndown, Wimborne, Dorset
BH22 9AS. Tel: Ferndown (0202) 892525.

WW — 117 FOR FURTHER DETAILS

Appointments

Advertisements accepted up to 12 noon Friday, September 28th for November issue, subject to space being available.

DISPLAYED APPOINTMENTS VACANT: £10.00 per single col. centimetre (min. 3cm).
LINE advertisements (run on): £1.50 per line, minimum three lines.
BOX NUMBERS: 70p extra. (Replies should be addressed to the Box Number in the advertisement, c/o Wireless World, Dorset House, Stamford Street, London SE1 9LU.)
PHONE: Neil McDonnell on 01-261 8508
Classified Advertisement Rates are currently zero rated for the purpose of V.A.T.

Electronic Engineers

Make Hanslope Park
your next stop

The Government Communications Centre at Milton Keynes now requires several of the above qualified staff to contribute to the Centre's growing reputation. Our work is often novel, always challenging and requiring a high level of dedication and application to the task. The fields of work are increasingly offering new opportunities for career development and experience in VHF, HF general and digital circuitry, design and development.

Minimum qualification needed is HNC.

Salaries ranging up to £6737 per annum depending on qualifications and experience.

We are situated close to Milton Keynes, a fast growing town with many modern entertainment, shopping and sporting facilities. The area is crossed by several main travelling routes and reasonably priced housing is available.

Please apply for an application form to the Recruitment Officer, HM Government Communications Centre, Hanslope Park, Hanslope, Milton Keynes, MK19 7BH.

Hanslope Park — is vital to your career.

9724



ROHDE & SCHWARZ

Independent concern

4,500 employees internationally represented in 80 countries require

SENIOR TEST AND CALIBRATION ENGINEERS

With a background in RF and microwaves, experienced in analogue, digital techniques, logic and microprocessor controlled ATE.

also vacancies exist for

TEST & CALIBRATION ENGINEERS

with knowledge on one or more of the above techniques.

We offer an exceptional salary ★ Performance related bonus scheme ★ Training abroad ★ Prospects of promotion ★ A wide variety of work ★ A happy atmosphere ★ Non-contributory pension scheme ★ Subsidised restaurant.

Please write or phone to:

Mr. Z. Eres (Technical Manager) extension 43.

Electronic Instruments & Communications Equipment

aveley
electric LTD



Roebuck Road, Chessington, Surrey KT9 1LP
Tel: 01-397 8771. Telex: 928479 Aveyley

(9492)

Marine Radio Service Engineers

Glasgow, Aberdeen,
Tilbury and Cardiff

International Marine Radio Co. is engaged in the manufacture of high quality marine communication equipment. We have vacancies for Marine Radio Service Engineers in our Glasgow, Aberdeen, Tilbury and Cardiff Depot's.

The work will be concerned with installation and service of communication equipment on board commercial vessels of all types.


Ideal candidates, male or female, will have had at least three years sea experience as a Radio/Electronics Officer. A company vehicle is provided for business and personal use.

For further details on these positions please contact: Jonathan Smith, International Marine Radio Co. Ltd., Intelco House, 302 Commonside East, Mitcham CR4 1YT, Surrey. Tel: 01-640 3400.

IMRC An Associate Company
Standard Telephones and Cables Ltd.

(9728)

An imprint for the future.



The development of solid state technology undoubtedly marks an important stage in man's history.

At Honeywell we are committed to its extension into all areas of potential benefit. The end of 1979 will see the opening of our new facility, devoted exclusively to examining the applicational possibilities within the European market, particularly in the areas of instrument and control.

Based at Newhouse, Lanarkshire, close to our design and development facility, the Solid State Applications Centre therefore represents a major investment, not only for Honeywell, but also for Scotland and the UK as a whole. Our investment amounts to more than £1 million and will provide advanced facilities including computer-aided design.

The Centre's small, highly specialised team will work in close co-operation with the marketing function and the research group in Minneapolis, USA, in investigation and analysis of user-oriented problems, design specification, through prototype development and presentation to the client. In the longer term, the aim of their work will be to enlarge the product range of our Scottish operations.

Commercial awareness - of cost, practical and time factors - will be as important in the engineer as the technical capacity to contribute to this advanced undertaking. Sound relevant R&D experience is necessary; however, since the work is of a very specialist nature, extensive training will be available in USA.

Project Engineers:

These are senior appointments, with responsibility for individual development projects within defined technical and financial goals. Applicants must be fully qualified electronics engineers, who have proven ability to work with multi-discipline engineering teams and with considerable professional experience in at least one of the following: micro-electronics/solid state design; microprocessor software engineering; opto-electronics for object recognition; real-time computer control techniques; advanced electro-mechanical instrument designs.

The work will entail spending periods of up to six months in USA to assist in technology transfer.

The salary and benefits packages attached to these posts will be attractive to the highest calibre of men and women, and career prospects in this stimulating and innovative environment are exceptional.

To apply, please contact: David Miller, Management Development Manager, HONEYWELL LIMITED, Newhouse Industrial Estate, MOTHERWELL, Lanarkshire ML1 5SB Tel. Holytown 732 100 Extension 627

Design Engineers:

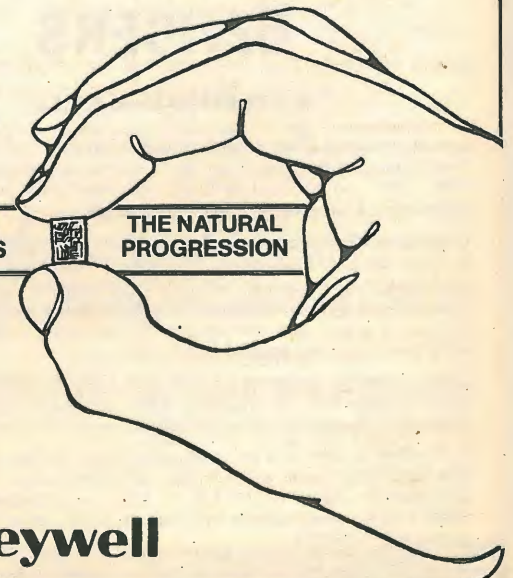
Electronic design engineers with some specific experience in control engineering and instrument design are needed for a variety of advanced design work.

IC Engineers:

Qualified integrated circuit designers with 2 years' minimum experience and at least one successfully completed design cycle are required to work on specialist solid state designs involving both analog and digital techniques. Developments will also include thick and thin film circuit techniques.

SOLID STATE APPLICATIONS

THE NATURAL PROGRESSION



Honeywell

Seek failure and find success

c. £7,000

Correct component choice is a cornerstone of Rank Xerox design philosophy. It has to be right to ensure our continuing world wide commercial success.

We seek a special type of engineer; who has not only a strong background and training in electronics, but also an enquiring mind and the necessary acumen to interact with designers, production engineers, major component suppliers and purchasing staff. Your role will include the establishing of specifications for components, their resourcing, negotiation, overall test, modification and application. We have invested heavily in ATE, and so some software knowledge would be useful.

Male or female, you should have at least HNC level qualifications and electronics experience in an industrial or R & D environment, preferably in component manufacture. Based at our Welwyn Garden City headquarters, you will occasionally be required to travel in both Europe and USA. Thorough specialised training will be provided, and there are excellent prospects for rapid career advancement within this stimulating world wide meritocracy.

Most vacancies are at senior level, but we would also like to hear from those with less experience.

Salaries circa £7,000 are offered. Our benefits package is superb and includes a generous and all embracing re-location package to enable those living outside the area to move to this desirable location within easy reach of London. For an application form and company information package please telephone Jim Collingham on 0908 312870 or write to him at Rank Xerox Engineering Group, 30 Church Street, Welwyn, Herts. AL6 9LX.

(9696)

RANK XEROX
ENGINEERING GROUP

THE THOMSON FOUNDATION TELEVISION COLLEGE

VACANCIES AVAILABLE:

- A) **SENIOR ENGINEERING LECTURER**
- B) **ENGINEERING LECTURER**

Applicants must have had professional broadcast television experience of not less than three years for Lecturer, and seven years for Senior Lecturer. Duties include theoretical and practical training of broadcast engineers and technicians from overseas professional television stations.

These posts are based in a Student Residential College which houses a fully operational television station, and is situated in the rural suburb of Newton Mearns, near Glasgow.

Desirable qualifications: Degree, HND or equivalent. Recent practical broadcast experience essential.

Starting salary negotiable — Engineering Lecturer £7,000+, Senior Engineering Lecturer £8,000+.

Applications in writing to The Principal, Thomson Foundation Television College, Kirkhill House, Broom Road East, Newton Mearns, Glasgow, G77 5RH. (9671)

UNIVERSITY OF LIVERPOOL DEPARTMENT OF PHYSICS

RESEARCH TECHNICIAN GRADE 5

To assist with preparing, commissioning and running apparatus in a Solid State Physics Group. Relevant experience necessary and some knowledge of electronics or workshop practice an advantage. Initiative and ability to work co-operatively important. O.N.C. or equivalent qualification essential. Salary within a range £3700-£4320 p.a. (under review).

Application forms may be obtained from The Register, The University, P.O. Box 147, Liverpool L69 3BX. Quote Ref: RV/766/WW.

(9712)

Foreign and Commonwealth Office

TELECOMMUNICATIONS OFFICERS

£4575-£6100 (from 1.1.80)

... at Hanslope Park, Milton Keynes, for work on the installation, maintenance and operation of HF communication equipment, VHF, UHF and microwave links and associated test equipment, teleprinters and other specialised equipment.

Candidates should normally have ONC in Engineering (with a pass in Electrical Engineering 'A') or Applied Physics, or an equivalent qualification, and have served an apprenticeship or had equivalent training, but ex-Service people who have had suitable training and at least 3 years' appropriate service (as Staff Sergeant or equivalent) will also be considered.

Salary, starting between £3795 and £5015 (according to age), rises to £5415; (to become £4575-£6100 from 1.1.80). Promotion prospects. Non-contributory pension scheme.

For further details and an application form (to be returned by 11 October 1979) write to Civil Service Commission, Alencon Link, Basingstoke, Hants RG21 1JB or telephone Basingstoke (0256) 68551 (answering service operates outside office hours). **Please quote ref: T/5221.**

(9707)



OFFLINE EDITING LTD.

REQUIRED:

SENIOR ENGINEER

Salary in accordance with ACTT national agreement plus local incentive.

The engineer required is to join a specialist team engaged in sophisticated video tape post production in the heart of West 1.

The duties will be editing on U-matic, and the operation of all VTR formats. The applicant will be required to become competent in all VTR operations. It is essential that the candidate for this job be familiar with facilities operations and accustomed to dealing with clients.

This job represents a unique opportunity for a VTR engineer or editor with at least two years' experience in Broadcast, or Broadcast Standard TV.

Please contact Barry Stevens on: 01-439 8241

8, Poland Street, London, W1V 3DG.

(9686)

Sony Broadcast Success story means more career opportunities!

Yes, having in the last year sold TV equipment and systems to more than 80 organisations in 19 countries, we are already negotiating for additional accommodation at Basingstoke and we plan to double our staff yet again during the next 12 months. This includes the opening of branches in Germany, Scandinavia, Italy and the Middle East, as well as expanding our facilities in Basingstoke itself. In the meantime, we have the following immediate vacancies:-

U.K. Sales Manager

(Salary negotiable around £10K + car)
We're looking for a young, qualified "eager-beaver" who really knows his/her onions when it comes to video tape (and preferably TV cameras, digis and audio as well). Someone who enjoys meeting people, doesn't mind a bit of travel, mostly in the UK, and desirably has some operational experience in TV studios or post-production. Previous sales experience useful, but not essential. Drive, self-motivation, initiative, meticulous attention to detail and perseverance will bring its own rewards. Usual fringe benefits, including free life assurance and free medical insurance.

Senior Proposals Engineer

(Salary negotiable around £7-8.5K depending upon qualifications and experience)
Qualifications similar to above but need not be quite so extrovert, travel so much, or have such hollow legs! Technically, we want a good all-rounder, preferably with Studio and OB planning experience who can ensure that what we propose to customers really meets their requirements and that we have not omitted any vital parts from our quotations. In short, making the system work. Some knowledge of Contract Law and of coping with "Invitation to Tender" small print would be an advantage, but not essential, as would a knowledge of languages. Some opportunities for foreign travel, mostly in Europe, Africa and the Middle East.

Proposals Engineer

(Salary around £6-7.5K depending upon qualifications and experience)
Assistant to the Senior Proposals Engineer. Need not have experience of this kind of work, but must be as keen as mustard and willing to learn. Would ideally suit a young engineering Graduate, preferably with a couple of years of industrial experience who is interested in developing his/her career on the commercial side. Training provided if necessary. Travel opportunities as above.

Sales Engineers and Senior Sales Engineers

(Salaries negotiable £5-16K depending on qualifications, experience and the selected base (£16K Middle East))
Here we are looking for knowledgeable, resourceful engineers who enjoy travelling and who can be relied upon to maximise any business opportunities which present themselves while assisting customers in every possible way with demonstrations, installation, commissioning and after-sales service. Anyone at present working for one of our competitors would be especially welcome. Must be studio "house-trained". Foreign languages a definite plus particularly if it is your native tongue. We are particularly short of German and Spanish speaking engineers.

Research & Development Engineers

(Salaries negotiable around £7K)
Due to expansion we again have a number of vacancies for experienced engineers to join our small, but growing, R & D team which is involved in the application of high speed digital techniques to video-processing. As the team belongs to an international R & D group these appointments offer many opportunities for both short and long term travel. Ideally, candidates will be qualified to degree level and will have several years R & D experience in video-engineering. However, initiative and ability are the most important characteristics that we are seeking, so candidates with other, relevant experience will also be considered.

All the above posts carry fringe benefits PLUS the advantages of joining a young and already successful company at a relatively early stage. An excellent pensions scheme, a staff purchase scheme, free life assurance and free private health insurance are available to all employees after an initial qualifying period. All posts carry an entitlement to 4 weeks (20 working days) paid holiday per year. Assistance with relocation expenses is given in approved circumstances (usually restricted to the more senior of the more specialised posts). All salaries individually reviewed each year.

Assistant Product Managers

(Starting salaries circa £7K)
We are looking for either (a) bright young graduates eager to be trained in depth in their chosen product and the needs of the 625 line markets, or (b) engineers or technicians who are already widely experienced with cameras, TBC's, 1" Helical Scan VTR's or High Band U-Matic VTR's (BVU) coupled with an existing comprehensive knowledge of the needs of the EAME market including the strengths and weaknesses of our competitors' products. The various Product development groups in Sony Broadcast rely very heavily on the product planning advice from the Product Managers in the field and these are jobs for those who want to become top experts in their chosen speciality coupled with extensive travel in Europe, Africa and the Middle East; at least one visit to Japan within the first 12 months and thereafter at regular intervals. Four vacancies exist, one for each of the product categories above.

Assistant Marketing Promotions Manager

(Salary negotiable around £7-8K)
This job involves assisting the Marketing Promotions Manager in all aspects of Company promotion (International Exhibitions, preparation of technical sales literature, press liaison, advertising - you name it). A technical background coupled with an ability to write in an effective style are primary requirements. A knowledge of the Broadcast Equipment industry is desirable.

Service Supervisor

(Salary around £7-8K depending upon qualifications and experience)
Here we are looking for a 100% reliable person with some knowledge of administration to be responsible for the day to day running of our Service Department, handling all Sony Broadcast products. Broadcast experience is desirable but not essential if otherwise well qualified and experienced in this kind of work.

Test Engineers/Quality Assurance Technicians

(Salaries £5K upwards)
We anticipate having a number of vacancies in our Quality Assurance team during the next few months as we expand into new premises. HNC, HND or C & G Finals in Telecoms desirable but experience of working on sophisticated Broadcast equipment is more important. Salaries according to qualifications and experience.

Write in strict confidence to the Personnel Manager giving full details of qualifications, experience and present salary.

Sony Broadcast Ltd.

City Wall House
Basing View, Basingstoke
Hampshire RG21 2LA
Great Britain

SONY
Broadcast



RADIO TECHNICIANS

At the Government Communications Headquarters we carry out research and development in radio communications and their security, including related computer applications. Practically every type of system is under investigation, including long-range radio, satellite, microwave and telephony.

Your job as a Radio Technician will concern you in developing, constructing, installing, commissioning, testing, and maintaining our equipment. In performing these tasks you will become familiar with a wide range of processing equipment in the audio to microwave range, involving modern logic techniques, microprocessors, and computer systems. Such work will take you to the frontiers of technology on a broad front and widen your area of expertise — positive career assets whatever the future brings.

Training is comprehensive: special courses, both in-house and with manufacturers, will develop particular aspects of your knowledge and you will be encouraged to take advantage of appropriate day release facilities.

You could travel — we are based in Cheltenham but we have other centres in the UK, most of which, like Cheltenham are situated in environmentally attractive locations. All our centres require resident Radio Technicians and can call for others to make working visits. There will also be some opportunities for short trips abroad, or for longer periods of service overseas.



You should be at least 19 years of age, hold or expect to obtain shortly the City and Guilds Telecommunications Technician Certificate Part I (Intermediate), or its equivalent, and have a sound knowledge of the principles of telecommunications and radio, together with experience of maintenance and the use of test equipment. If you are or have been in HM Forces your Service trade may allow you to dispense with the need for formal qualifications.

WORK IN COMMUNICATIONS R&D AND ADD TO YOUR SKILLS

You start at £3900 rising to £5530, and promotion will put you on the road to posts carrying substantially more. There are also opportunities for overtime and on call work paying good rate.

Get full details from our Recruitment Officer, Robby Robinson, on Cheltenham (0242) 21491, Ext. 2269, or write to him at GCHQ, Oakley, Priors Road, Cheltenham, Glos. GL52 5AJ. If you seem suitable we'll invite you to interview in Cheltenham — at our expense, of course.

(9106)

SCOTTISH HOME AND HEALTH DEPARTMENT

WIRELESS TECHNICIAN

Applications are invited for two posts of Wireless Technician in the Scottish Home and Health Department.

LOCATION. The posts are in Inverness.

QUALIFICATIONS: Candidates must hold an ordinary National Certificate in Electronic or Electrical Engineering or a City and Guilds of London Institute Certificate in an appropriate subject or a qualification of a higher or equivalent standard.

EXPERIENCE. 3 years appropriate experience.

STARTING SALARY: £3,900, scale maximum £5,530.

Applicants should have sound theoretical and practical knowledge of Radio Engineering and Radio Communications Equipment in HF, VHF and UHF bands. The work involves installation and maintenance of equipment located at considerable distance from headquarters. A clean current driving licence and ability to drive private and commercial vehicles are essential.

Appointments are unestablished initially but there are prospects of established (i.e. permanent) appointments after 1 year's satisfactory service.

Application forms and further information are obtainable from Scottish Office Personnel Division, Room 110, 16 Waterloo Place, Edinburgh EH1 3DN (quote Ref. PM(PTS) 2/8/79) (031 556 8400 ext 4317 or 5028).

Closing date for receipt of completed application forms is 25 October 1979.

(9727)

STRIKE IT RICH
WITH ARAMCO IN SAUDI ARABIA

£10,500 - £15,000

per contract year after tax

The Communications Department of Aramco, the world's largest oil producer, urgently requires:—

COMMUNICATIONS ENGINEERS / DESIGN ENGINEERS

with at least HNC and 10 years experience of one or more of the following fields.—

MICROWAVE RADIO — experience in system design, propagation calculations, CCIR standards, supervisory alarms, broad baseband (1800 channel) voice channel transmission, TV transmission, and protection alternatives.

MULTIPLEX — translation of requirements into detailed MUX plans, forecasts of required equipment, network management and installation standards.

TELEPHONE INSIDE PLANT — small exchanges, ranging 100-15,000 lines. AE step by step and EAX PABX's.

VHF/UHF LAND MOBILE, MARINE, AIR-GROUND SYSTEMS — network frequency management, touch tone controls and signalling. Telephone network access by mobile units and remote subscribers, F1/F2 repeaters, duplexing networks, consoles, network planning and familiarity with GE equipment.

- Renewable contracts, single status
- 12 days Public Holidays per year
- Leave for married men — 14, 14, 25 days after each 4 month period per contract year
- Leave for single men — 30 days after 12 months
- Free medicare
- Air conditioned accommodation
- Valid UK driving licence essential

Please write with career details quoting ref WW/10 to:

PMC
MANAGEMENT SERVICES LIMITED
INTERNATIONAL RECRUITMENT
5, East Parade, Harrogate, North Yorkshire HG1 5LF.

(9690)

TEST EQUIPMENT ENGINEERS

Are you seeking an opportunity to work on sophisticated test gear employing the latest analogue and digital techniques?

If so, join Rediffusion and work on a number of exciting projects associated with the design and development of equipment for production line testing of our future colour TV receivers.

Effective testing plays an important part in ensuring that the finished product reaches the high quality levels necessary for success during the 1980's. To increase the scope and flexibility of our testing, new equipment will be microprocessor controlled. Even if you only have limited knowledge of digital techniques this opportunity will enable you to learn the mysteries of microprocessors and their application to testing complex electronic sub-assemblies.

Applications are invited from engineers with a creative ability to work in a congenial and stimulating

environment at our Engineering Centre at Chessington, Surrey. We have vacancies at senior and intermediate levels offering opportunities for career advancement. Salaries are obviously commensurate with qualifications and experience, but will be extremely attractive to those engineers whose test equipment background is such that they can make a significant contribution to the performance of our test gear team.

The usual big company benefits, such as pension scheme, free life insurance, 4 weeks holiday with choice of leave period, sports facilities and assistance with relocation expenses are offered for these posts.

If you are interested in these challenging positions and would like more details or wish to discuss the matter in depth, please write or telephone:-

Mr. H. Brearley,
Head of Technical Services,
Rediffusion Consumer Electronics Ltd.,
Fullers Way South,
Chessington, Surrey. KT9 1HJ.
Telephone: 01 397 5411



REDIFFUSION

9677

TEST/QUALITY ASSURANCE ENGINEERS

Test/quality assurance engineers at senior and intermediate level wanted to work on our range of advanced broadcast television studio products including colour and monochrome television studio cameras.

Applicants should have an up to date knowledge of digital and linear circuit techniques gained from experience working on television studio equipment, radar equipment or similar sophisticated products, and qualified to HND, HNC or equivalent level.

Employment benefits include excellent salary, generous holidays, free life and health insurance, pension scheme, staff restaurant and relocation expenses.

Please apply for further details and application forms to Jean Smith at the address given below.



**Advanced
Broadcasting
Equipment**

LINK

Link Electronics Limited,
North Way, Andover,
Hants, SP10 5AJ.

ELECTRONICS

Telephone: (0264) 61345

(9601)

THAMES TELEVISION LTD. TECHNICAL AND OPERATIONAL TRAINING

Thames Television will be running its Technical Training Scheme beginning November 1979. The course will be of 9 months duration and traineeships will be available in the following areas:

1. Technicians covering VTR, Telecine, and Vision Control operations and maintenance
2. Engineering, covering planning, design and installation
3. Television Camera Operations
4. Television Sound Operations
5. Film covering Camera, Sound, Editing

The course will consist of 5 months broad based training and 4 months specialist training and will take place at the Training Centre, Teddington, with additional experience gained on attachment at each of the Company Sites.

Salary during training will be 1-3 months £3,500 pa, 3-9 months £3,800 pa.

Successful Trainees will then be absorbed into operational departments and go on to a salary structure applicable to the grade.

Candidates should preferably be 20-30 years of age and have academic qualifications, specialist training or experience relevant to their chosen area.

For an application form and full details please write to Pat Evans, Staff Relations Department, Thames Television Limited., Teddington Lock, Teddington, Middlesex, indicating areas of preference.



(9656)

Radio Technology and the Future

TELECOMMUNICATIONS OPPORTUNITIES

The Home Office Directorate of Radio Technology is responsible for the technical aspects of planning, management and regulation of frequency bands allocated to the broadcasting, fixed, maritime and land mobile, and space services.

The work includes preparing specifications and giving type-approval of equipment for fixed and mobile services, applying information on radio propagation to radio communications services, applying computer techniques to frequency assignment, developing equipment for the detection, location and suppression of radio interference, and giving technical advice on engineering aspects of licensing radio services and in connection with the international radio monitoring service.

The vacancies, which are at two levels, are in Central London and Stanmore, Middlesex.

For the higher level posts (Central London and Stanmore), candidates (aged at least 25) must have had a minimum of 7 years' skilled

experience in radio, radar or other electronic work. At the lower level (posts in Central London only), candidates (aged at least 23) should have had experience in the operation of radio receiving equipment and have a knowledge of current operational systems of radio communications.

All candidates must have ONC in Engineering (with a pass in Electrical Engineering 'A') or in Applied Physics or an equivalent qualification.

SALARIES: Higher Level £6195-£6690 (to become £6880-£7530 from 1.1.80). **Lower Level** Starting salary between £4955 and £5795 (according to age) rising to £6195 (to become £5355-£6880 from 1.1.80). £455 less at Stanmore. Good promotion prospects. Non-contributory pension scheme.

For further details and an application form (to be returned by 11 October 1979) write to Civil Service Commission, Alencon Link, Basingstoke, Hants, RG21 1JB, or telephone Basingstoke (0256) 68551 (answering service operates outside office hours).

Please quote ref: T/5215/5.

HOME OFFICE

**BRUNEL UNIVERSITY
DEPARTMENT OF EDUCATION**

GRADE 4 ELECTRONICS/ LABORATORY TECHNICIAN

We are looking for a technician (male or female) to be responsible, under the Chief Technician, for the day-to-day running of a combined Physics/Chemistry laboratory and assist in an Audio/Visual Teaching laboratory. The job includes electronic/electrical maintenance of laboratory equipment, as well as audio and video equipment.

This involves working in close co-operation with both the academic and other technical staff as well as post-graduate students.

The ideal candidate will probably have either an ONC or City and Guilds in electronics (or equivalent), and 3-5 years' relevant experience.

Day release may be given to study for higher qualifications.

21 days' annual leave plus one week at both Christmas and Easter. There are good luncheon, sports and social facilities at hand.

Salary within the scale £3,222-£3,708 (under review) plus £275 London Weighting.

Write for application form to the Establishment Secretary, Brunel University, Uxbridge, Middlesex UB8 3PH, or telephone Uxbridge 37188 extension 49.

(9675)

APPOINTMENTS IN ELECTRONICS £5 - £10,000

Take your pick of the permanent posts in:

- MISSILES — MEDICAL COMPUTERS
- RADAR — COMMS MICROPROCESSOR
- HARDWARE — SOFTWARE

For free expert advice and immediate action on salary and career improvement, phone or write to, Mike Gernat BSc.

Technomark

Engineering and Technical Recruitment
11 Westbourne Grove
London W2. 01-229 9239

(9257)

TOP JOBS IN ELECTRONICS

Posts in Computers, Medical, Comms, etc. ONC to Ph.D. Free service.

Phone or write: **BUREAUTECH AGY, 46 SELVAGE LANE, LONDON, NW7. 01-959 3517.**

(8994)

CAPITAL APPTS.

FREE LISTS

101 Design/Development and Test Jobs
Permanent and Contract

To £8,000

(8782)

29 Windmill St.

637 5551 day; 636 9059 eve.

London, W.1.

Electronic Engineers - What you want, where you want!

TJB Electrotechnical Personnel Services is a specialised appointments service for electrical and electronic engineers. We have clients throughout the UK who urgently need technical staff at all levels from Junior Technician to Senior Management. Vacancies exist in all branches of electronics and allied disciplines - right through from design to marketing - at salary levels from around £4000 to £8000 p.a.

If you wish to make the most of your qualifications and experience and move another rung or two up the ladder we will be pleased to help you. All applications are treated in strict confidence and there is no danger of your present employer (or other companies you specify) being made aware of your application.

TJB ELECTROTECHNICAL
PERSONNEL SERVICES,
12 Mount Ephraim,
Tunbridge Wells,
Kent. TN4 8AS.

Tel: 0892 39388



Please send me a TJB Appointments Registration form:

Name

Address

(9238)

International Service Engineers

Fly the Flag

... with Crosfield Electronics, a worldwide market leader who have achieved success in exporting advanced technology equipment to the graphics arts and printing industries, with over 80% of our products going for export. As an

International Service Engineer up to £7500 + benefits

you'll be part of our growing service support team which provides 'on the spot' service for our equipment, including some installation work. This is a challenging, problem-solving role on complex electronic equipment and you will, therefore, be very much the elite of the service organisation. Travel will be at a moment's notice to the first world industrialised countries and continents, including Europe, Far East, USA, S. America and Australasia, and you can expect

to spend approximately 60% of your time overseas.


Candidates, qualified to at least HNC in electronics (ideally graduates in electronics or electrical engineering), should have at least 2 years' experience in Field Service or an associated discipline in the electronics industries in computers, industrial control or complex electronic control equipment.

We offer a salary up to £7500, including overseas allowance plus annual bonus. There are excellent daily allowances when travelling. Career prospects, as a result of the company's growth, are excellent.

Please write, with brief personal and career details, or telephone for an application form to Tony Dewhirst, Personnel Manager, Crosfield Electronics Limited, 766 Holloway Road, London N19 3JG. Tel: 01-272 7766, ext. 229.

Crosfield Electronics 

Success in exporting Advanced Technology



A De La Rue Company

(9670)

Electronics & Computer Test To £7,500

Use your C&G/ONC/HNC/Forces Training and good DIGITAL/ANALOGUE/RF experience to advantage. Working with state-of-the-art MINI/MICRO PROCESSOR; LASER; ATE; COMMUNICATIONS; NUCLEONIC; CCTV and similar equipment. Most UK areas; from Technician to Manager.

For free confidential counselling and practical career advice contact GRANT WILSON ref: GW470.

TECHNOMARK, 11 Westbourne Grove, London W2 4UA.
Tel: 01-229 9239 (01-229 4218—24 hrs).
Engineering Recruitment Consultants.



VIDTRONICS

NEEDS YOU

if you are a video engineer and would like to earn in excess of £6500 p.a. We are adjacent to Heathrow and offer broadcast facilities to Europe. Expansion requires a Senior Engineer and two assistant engineers. Apply to **Barry Blight or Ron Edgerton on 01-759 5432.**

(9710)

SENIOR LABORATORY TECHNICIAN

**BBC RESEARCH DEPARTMENT
KINGSWOOD WARREN, TADWORTH, SURREY**

A vacancy exists in the Transmitters and Propagation Section of the BBC Research Department for a Senior Laboratory Technician. Duties include a variety of work in the field of radio frequency technology under the direction of research engineers. Construction and experimental work is involved on transmitting and receiving systems for a wide selection of frequency bands and includes work on microwaves and optical communications.

Candidates, male or female, must possess an H.N.C. or equivalent qualification and have a good knowledge of radio and electronic technology. An interest in radio and television, and associated radio frequency measuring techniques would be desirable, also experience in basic workshop practice. Good opportunities for promotion to Engineering Technician.

Starting salary according to experience in the range £5170-£5620 rising to £6295 as a Senior Laboratory Technician, and ultimately to £7585 as an Engineering Technician. Pensionable post. Re-location expenses considered.

Write for application form to **Research Executive, BBC Research Department, Kingswood Warren, Tadworth, Surrey KT20 6NP**, quoting reference 696/JME or telephone Mogador 2361.



(9695)

UNIVERSITY OF WARWICK

Electronics Technician Grade 7

required in the Department of Chemistry and Molecular Sciences to take charge of a well-equipped electronics workshop. The duties include responsibility for maintenance of both electrical and electronic equipment in the Department, design and construction of specialised electronic equipment and modifications to existing equipment and the supervision of a Grade 4 Technician employed primarily on repair and maintenance work. The Department is equipped with a wide range of scientific instrumentation including mass spectrometers, magnetic resonance instruments, spectrophotometers and chromatographic equipment. The successful candidate will probably hold an HNC or equivalent in the field of electronics and have wide experience in the design and maintenance of complex electronic equipment. The University is situated in pleasant rural surroundings within easy commuting distance of Coventry, Kenilworth and Leamington Spa. Salary on the Technician Grade 7 scale: £4,940-£5,500 p.a. (under review), starting point depending on experience and qualifications. Application should be made by letter giving full details and the names and addresses of two referees to the Personnel Office, University of Warwick, Coventry CV4 7AL, quoting Ref. No. 3/5T/79 as soon as possible.

ELECTRONICS / SOFTWARE ENGINEERS LEISURE INDUSTRY

Due to continued expansion in the development of systems related to coin-operated phonographs, video games and other types of coin-operated amusement machines the Research and Development Department of Associated Leisure Amusement Machines Ltd, is seeking to recruit Electronic Engineers with software experience.

The candidate should have experience in the design and operation of microprocessor systems with a degree of knowledge relative to software programming.

Three weeks' annual holiday, non-contributory pension scheme. Salary negotiable.

Applications in writing to:
Mr. N. Parker
Divisional Research and Development Manager
ASSOCIATED LEISURE AMUSEMENT MACHINES LTD.
The Old Granary, Wetmore Road
Burton-on-Trent, Staffs.

(9697)

THE ROYAL FREE HOSPITAL, HAMPSTEAD DEPARTMENT OF MEDICAL PHYSICS MEDICAL PHYSICS TECHNICIAN II OR III (Electronics)

Salary scale:
£4824-£5964 p.a. MPT II (increase pending)
£4098-£5142 p.a. MPT III (increase pending)

Electronics Technician required to join a small team responsible for maintenance of EMI Brain Scanner, Thermography, Radiotherapy, Ultrasound and other equipment. Qualifications required are HNC or equivalent, with Electronics. Please quote ref. 0763.

BASIC GRADE GRADUATE SCIENTIST

Salary scale £3840-£4269 p.a. (increase pending).

Applications are invited from graduates trained in computing to join this department, with expanding commitments in this field. Duties will be to develop the computer processing of gamma camera data and to assist in the development of a radiotherapy treatment planning scheme, associated with a computer-controlled treatment machine. Please quote ref. 1483.

LOGUM BASIC GRADE PHYSICIST

Required for 6 months to assist in a variety of work, either in Nuclear Medicine or in Radiotherapy Physics. Qualification is an Honours Degree in Science. Please quote ref. 1484.

Applications (to be returned by October 1st) from the Personnel Department, The Royal Free Hospital, Pond Street, N.W.3. Tel. 01-794 0500, ext. 4286. Camden and Islington Area Health Authority (T).

The Polytechnic of North London

Department of Chemistry LABORATORY TECHNICIAN (Grade 5)

required for Electronic Instrumentation work in the Laboratories. This will involve maintenance, fault-finding, servicing of amplifiers, servo-systems, analogue and digital circuits as applied to spectroscopic and other scientific equipment. There will also be opportunity for the operation, development, modification and construction of special equipment for research purposes.

Candidates should hold HNC, Advanced City & Guilds or recognised apprenticeship, or an equivalent qualification, preferably in electronics, and have 8 years' experience inclusive of the training period.

Salary Scale: £3999-£4581 inclusive of London Weighting.

Apply for further details and application form to the Head of the Department of Chemistry, The Polytechnic of North London, Holloway Road, London, N7 8DB. (9654)

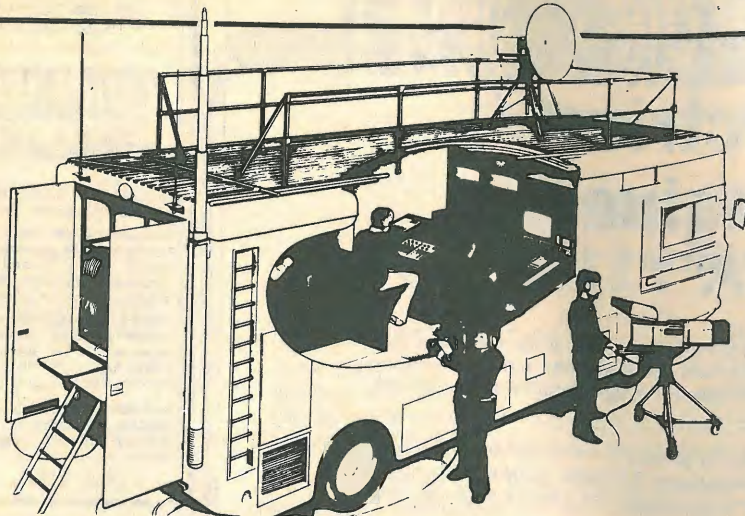
CA CAPITAL APPOINTMENTS LTD.

FREE JOBS LIST

for
FIELD SERVICE ENGINEERS
BASIC SALARIES TO
£7,000 + CAR

(8781)

30 Windmill Street, London, W1
01-637 5551



Find the Fault.

We need Test Engineers at all levels.

Can you imagine a 'crime sheet' of 200 faults that have to be cleared? Some of these involve sorting out problems in proprietary equipments, with no time to send them back. Snags range from dry joints leading to complementary colours, to cables that aren't matched in length to within a fraction of an inch.

Systems testing is a very special ability, calling for a cool head, a logical mind and the ability to think 'What kind of thing could possibly cause this fault?' Then the likelihood of each possible cause must be balanced against the time it will take to test as a possibility. It is, in fact, a real intellectual challenge. We are prepared to show you how to do it, provided you have at least an HND in electronics.

Pye TVT is a world leader in the development, production and marketing of professional broadcast equipment. We export 90% of what we make and our sales have grown rapidly in the last five years. We are situated on the outskirts of Cambridge, and have been closely associated with its commercial and cultural activities for many years. There are good schools, historic buildings and large, green, open spaces. We're only 63 minutes away from London and an hour from the coast.

If you are interested in finding out more about the job and its prospects, the possibilities of travel and so on, we have set aside Friday afternoons to talk to you. Why not telephone Alison Millar on **Cambridge (0223) 45115** or write to her at the address below. We can offer generous relocation expenses and other benefits to successful candidates.



Pye TVT Limited

PO Box 41 Coldhams Lane Cambridge England CB1 3JU
Tel: Cambridge (0223) 45115. Telex: 81103

(9663)

DESIGN AND TEST ENGINEERS

Vacancies exist at both senior and junior levels in the Design Departments and at junior level in the Test Department of the Research Division of Rediffusion Engineering Limited at Kingston-upon-Thames, Surrey.

Rediffusion supply, install and operate Cable Television Distribution Systems in the U.K. and abroad, and Rediffusion Engineering is responsible for the design of equipment to operate and maintain these systems.

Senior Design Engineers are expected to originate and develop through to small scale production analogue and digital equipment solving a variety of problems from D.C. to U.H.F. relating to transmission on cable and via fibre optics. Graduates with at least 5 years' design experience are sought for these positions. Junior positions are also available for graduates or persons qualified to H.N.C. standard to assist in some of these areas.

The Test Department duties will include measuring parameters of components and sub-assemblies at R.F., fault finding and testing of simple circuits, as well as performing other more general duties associated with a test department. Applicants should have a good general education and, through the day release offered, be prepared to study for further technical qualifications.


The company offers excellent working conditions in quiet surroundings, 20 days annual holiday, and a subsidised staff restaurant. There is a contributory pension and Life Assurance Scheme.

Apply to:
H. L. Baker, Esq., or I. R. Budgen, Esq.
Head of Cable Transmission Department, Head of Test.
REDIFFUSION ENGINEERING LTD.,
187 Coombe Lane West,
Kingston-upon-Thames,
Surrey KT2 7DJ.
Telephone: 01-942 8900.



REDIFFUSION

(9718)



Graduate Electrical/ Electronic Engineers

Research and Development in Telecommunications

The Directorate of Telecommunications, London, is responsible for the extensive and sophisticated facilities used by the police, fire, prison and associated services. The role of the Research and Development Section is to ensure that maximum benefit is derived from the use of modern techniques.

The training and experience given to Graduate Engineers — ranging from the initial interpretation of a non-technical statement of requirement through to the management of design, development and contract — is carefully planned by a senior engineer and covers the training requirements of the IEE.

You should preferably be aged under 26 and must have a good honours degree in electronics or electrical engineering or an allied subject.

SALARY (under review)

Your starting salary will be at least £5035. Completion of training (usually one or two years) leads to a salary rising to £7320. Promotion prospects. Non-contributory pension scheme.

For further details and an application form (to be returned by 12 October 1979) write to Civil Service Commission, Alencon Link, Basingstoke, Hants RG21 1JB, or telephone Basingstoke (0256) 68551 (answering service operates outside office hours). **Please quote ref: T/5179/2.**

HOME OFFICE

(9714)

UNIVERSITY OF LIVERPOOL
Department of Physics

SENIOR EXPERIMENTAL OFFICER/ EXPERIMENTAL OFFICER

To assist with developing equipment and systems for collecting and processing data.

An opportunity for recent graduates to gain experience. The successful applicant will work in one of several areas including programme support, logic or analogue circuitry, application of minicomputers, etc.

Degree or equivalent qualification necessary. Salary, according to age and experience on the scale for Experimental Officer (up to £6,108 p.a.) or Senior Experimental Officer (up to £7,145 p.a.)

Application forms may be obtained from The Registrar, the University, P.O. Box 147, Liverpool L69 3BX. Quote Ref: RV/768/WW.

(9713)

BRIGHTON POLYTECHNIC
LEARNING RESOURCES

ELECTRONIC ENGINEER

£4644-£5547 per annum

To work with a team of experienced engineers and technicians developing audio-visual facilities throughout the Polytechnic. The wide range of systems developments include sound and colour TV production, video recording and editing to near broadcast standards. The Electronics Engineer will apply digital and analogue techniques to develop and install new equipment, upgrade existing facilities, and assist with its maintenance. Formal training to degree, HNC or equivalent standard will be expected, and experience with electronic design and construction, preferably including television.

Further details and application form from the Personnel Officer, Brighton Polytechnic, Moulsecomb, Brighton BN2 4AT. Tel: Brighton 693655 Ext. 2536.

Closing date: 5 October, 1979. (9717)

A MADHOUSE IS MOVING

Those of you who have heard reports of our none too salubrious premises — that you have to fight your way through a surfeit of bodies, fag ends and files — may like to be interviewed in our more spacious offices. The conditions will soon be much the same (Parkinson's Law).

NEW VACANCIES INCLUDE

Senior Project Engineer — overall responsibility for 1-off computer systems. Responsibilities include meeting technical goals, scheduled delivery dates, cost control and customer liaison. Experience in project control plus in-depth knowledge of microcomputer hardware/software. Berks; up to £10,000.

Project Managers and Circuit designers — alarm and shutdown equipment for off-shore oil platforms — a microprocessor based system with colour visual display — very high reliability design techniques. To £8,000. To £10,000 for project managers.

Design development engineers for the latest generation of intelligent terminals used in Viewdata and Prestel. Varied techniques including micro-processor controls and audio telephone. Essex; to £7,500.

Young Communications Systems Engineer: experienced in VHF/UHF 2 way mobile, portable and paging systems. Plenty of technical and sales liaison. Will train. Hants.

Exceptional opportunities for young graduates in medical instrumentation. Very high technology employing both analogue and digital techniques. Cambs; to £5,500.

Young engineers with experience or wishing to gain experience in micro-processor hardware/software — join a new team engineering — the ultimate? — in automatic test equipment. High level and low level languages employed. London; to £7,000

ALWAYS IN DEMAND

Electronic Blokes — all shapes and sizes — anyone with experience and/or qualifications in electronics.

For further details, please contact:

Charles Airey Associates

"PROBABLY THE BEST KNOWN SUPPLIER OF ELECTRONICS ENGINEERS IN THE COUNTRY"
FINANCIAL TIMES

155 KNIGHTSBRIDGE, LONDON, SW1. TEL: 01-581 0286

(9708)

TECHNICAL LIAISON EXECUTIVE Dusseldorf

Maxell Europe are International leaders in the field of quality magnetic tapes which include audio and video cassettes. As a result of their European expansion programme they require a young and energetic person, ideally aged 25-35 to work closely with their European distributors and dealers and to supervise the Maxell tape clinics.

Based in Dusseldorf but with extensive European travel, a working knowledge of German would be useful, though not essential. Salary will be negotiable, commensurate with the position.

Please write to the address below.

CHR Recruitment

11 Hanover Street, London W1R 9HF.

Telephone: 01-629 3727. Telex: 261254 CHRINT (9672)

**ROHDE & SCHWARZ**

Independant concern, represented in 80 countries

MANAGER QUALITY ASSURANCE

ROHDE & SCHWARZ are one of the worlds leading manufacturers of communication equipment and instrumentation for the radio frequency market. A career opportunity exists at AVELEY/ROHDE & SCHWARZ UK LTD for a quality assurance manager with the aptitude for the demanding and fascinating business of controlling quality in a DEF STAN 05.24 MOD approved organisation.

We operate at the forefront of technology. The prospects are excellent and the successful candidate will be encouraged to develop to their full potential. An HNC or equivalent experience will be required in order to understand the technology and test methods. Training is given in Germany and the United States.

If you consider you are qualified to manage our quality assurance department please telephone 01-397 8771 for an application form or contact direct our General Manager D. H. Meyer.

We offer attractive reward packages to our successful managers and provide pleasant working conditions at our Chessington office.

Ring now!

Electronic Instruments & Communications Equipment

**aveley
electric LTD**

**Roebuck Road
Chessington
Surrey KT9 1LP
01-397 8771**

(9629)

RUFFLER & DEITH LTD.
Leaders in leisure, require the following staff:

ELECTRONICS ENGINEERS

ONC/HND or relevant experience preferably with digital and video background to work on amusement machines and logic boards.

TV ENGINEERS

with mono and colour experience.

Details on application to J. Emerson at: 127 Wandsworth High Street, London, S.W.18. 01-870 5224/5238.

(9665)

**UNIVERSITY OF LIVERPOOL
DEPARTMENT OF PHYSICS**

ELECTRONICS TECHNICIAN GRADE 6

To assist in developing and commissioning digital and analogue electronic equipment. Good opportunity to gain experience of complex systems for data acquisition and processing using micro- and minicomputers linked to powerful mainframes. Recognised qualification (H.N.C. or equivalent) and previous experience essential. Salary within a range £4243-£5068 p.a. (under review). Application forms may be obtained from The Registrar, The University, P.O. Box 147, Liverpool L69 3BX. Quote Ref: RV/765/WW.

(9711)

Service Engineer

ITT Consumer Products is one of the leading manufacturers of colour T.V.'s, with Teletext and Viewdata, also radios and hi-fi equipment. We now need an engineer to service our wide range of colour T.V.'s at our main service centre in Paddock Wood.

The ideal candidate, male or female, will have City and Guilds 222, plus a colour endorsement, and at least 3 years' practical experience. Experience of ITT products is preferred but not essential, as training will be given.

We offer an excellent starting salary, and the opportunity to work with some of the latest television technology including Teletext.

Please write or telephone for an application form to:
Mr. S. Cousins, Personnel Officer, ITT Consumer Products (UK) Ltd., Eldon Way, Paddock Wood, Nr. Tonbridge, Kent. Tel: Paddock Wood 4422.

(9706)

ITT

World-wide Technology

Technician/Engineer TV Broadcasting

We have a vacancy for a skilled Technician/Engineer in the central technical area at our Birmingham studio centre: the job involves the operation and maintenance of electronic film projection equipment (telecine) during programme transmission hours.

Applicants must have a thorough knowledge of modern colour TV engineering principles and practices, and good practical maintenance ability. Education to C&G (Full Tech. Cert.), TEC Dip. or HNC would be appropriate.

The appointment will be made on an automatic annual salary scale from £4442 p.a. to £6323 p.a., according to qualifications and experience. (ACIT Agreement, rates under review).

Application forms are available from:-

**The Head of Staff Relations,
ATV Network Limited**


**ATV Centre, Birmingham. B1 2JP
021 643 9898 Ext. 369**

Please quote Vacancy Number 66 (W)

(9662)



Professional Careers in Electronics



All the others are measured by us...

At Marconi Instruments we ensure that the very best of innovative design is used on our range of communications test instruments and A.T.E. We have a number of interesting opportunities in our Design, Production and Service Departments and we can offer attractive salaries, productivity bonus, pension and sick pay schemes together with help over relocation. If you are interested to hear more, please fill in the following details:-

Name _____ Age _____

Address _____

Telephone Work/Home (if convenient) _____

Years of experience 0-1 1-3 3-6 Over 6

Present salary £2,500- £3,500- £4,500- over
 3,500 4,500 5,500 £5,500

Qualifications None C & G HNC Degree

Present job _____

Return this coupon to John Prodger, Marconi Instruments Limited, FREEPOST, St. Albans, Herts, AL4 0BR. Tel: St Albans 59292

Marconi Instruments

A GEC MARCONI ELECTRONICS COMPANY

(9200)

INSTRUMENT TECHNICIANS

Help to ensure a safer environment

These posts, at Cricklewood in London, are in the Instrument Maintenance Unit, which undertakes acceptance testing of new equipment, and provides a maintenance and repair service for an extensive range of portable environmental monitoring instruments used by the Inspectorate. This work is expanding to cover both the development of new instruments and the design of specialised test facilities. It is possible that the Laboratories will be dispersed to SW Lancashire in the 1980s.

There are two posts available:

The successful candidate for the senior post will be expected to handle the more demanding work and will supervise and train other members of the team. He will design new equipment, modify existing instruments and may be involved in the automation of the routine testing and calibration facilities.

The successful candidate for the junior post will be expected to assist the senior officer and will be concerned with the constructing, setting-up and checking calibration test rigs as well as the routine diagnosis of instrument failures.

Candidates for either post must hold O.N.C. or equivalent in an appropriate subject, and have an aggregate of at least 4 years' training (e.g. apprenticeships and/or full-time study) and relevant experience; at least eight years required for the senior post.

Salary for the senior post will start at £5305 and rise to £5875. For the second post, salary starts between £3965 and £4680 according to age, and rises to £5305. **Salaries under review.** Promotion prospects at both levels. Non-contributory pension scheme.

For further details and an application form (to be returned by October 19, 1979) write to Civil Service Commission, Alencon Link, Basingstoke, Hants, RG21 1JB, or telephone Basingstoke (0256) 68551 (answering service operates outside office hours). **Please quote ref: T(J)648.**

(9669)



Health & Safety Executive

DEVELOPMENT MANAGER/ENGINEER

A leading Scientific Instrument Manufacturer require an experienced Development Manager/Engineer to control a small development department in their U.K. Office in the South of England.

Applicants should have wide experience in project management within the scientific instrument field and a highly innovative approach to instrumentation design.

The post requires a possible base in Holland for training during the first six months.

Applicants should apply in writing with full career details to **Box No. 9692.**

(9692)

EDITOR

An Editor is required for a new technical journal aimed at Communications engineers in all disciplines from telephony to data comms.

Applicants need not have experience in journalism but must be literate and thoroughly conversant with the communications industry.

The successful applicant will be capable of controlling the editorial policy of the journal and ensuring its development as one of the most exciting and respected international publications in the communications business.

This independent publishing house already produces one of the top UK electronics journals and is able to respond quickly and flexibly to individual initiative.

This responsible position will justify a high salary and offer considerable potential for personal development.

Please contact Mike Dance at 375 Upper Richmond Road West, London SW14 7NX (Tel. 01-878 4852) and explain why you think you might be suitable for this position.

UNIVERSITY OF YORK
Department of Chemistry

CHIEF ELECTRONICS TECHNICIAN (GRADE 6)

A vacancy has occurred for the post of Chief Electronics Technician. The person appointed will be responsible for the day-to-day servicing of all electronic and electrical equipment, ranging from simple electrical apparatus to sophisticated computer-controlled equipment. He will also be responsible, in consultation with the academic and other technical staff, for the development and construction of new equipment and for liaison with service engineers when necessary. A background in laboratory instrumentation will be an advantage but not essential.

Salary on Grade 6 (£3,984-£4,758 p.a., under review).

Applications including curriculum vitae and the names of two professional referees should be sent as soon as possible for the attention of The Laboratory Superintendent, Department of Chemistry, University of York, Heslington, York YO1 5DD (Tel. 0904 59861, Ext. 310), from whom further details are available. (9676)

SENIOR ELECTRONICS TECHNICIAN

Salary £3744-£4788

Electronics Technician required to form part of a department responsible for the maintenance and servicing of medical and electronic equipment throughout the district. Candidates should have a wide experience of electronic equipment with an understanding of its safety aspects.

Qualifications — HNC Electronics preferred — ONC Electronics considered. Job description and application form from District Works Officer, Hastings Health District, 9 White Rock Road, Hastings. Closing date 5th October, 1979. (9726)

TELEVISION TECHNICIAN required in Educational Services Unit, Medical School, for interesting and varied work including maintenance and operation of a small studio, black and white/colour equipment. Previous experience with television desirable but not essential. Candidates should have appropriate qualifications and background. Salary scale £3474-£4056 p.a. — Application form from Assistant Secretary, Personnel Office, University of Birmingham, P.O. Box 363, Birmingham B15 2TT. Ref. 496/C/339. Closing date 9th October. (9664)

TELEVISION RETAIL BUSINESS of the highest standing requires Trainee. Good opportunity for capable applicant with technical aptitude. — Write only, stating age and details of background and career. Drazin Ltd., 57 Heath Street, Hampstead, N.W.3. (9659)

ELECTRONICS ENGINEERS to £14,000. Microwave/RF design to £250 pw. Microwave/RF test to £220 pw. Digital, Analogue, Communication and Computer Engineers, Design/Test/Service to £230 pw, for long (2 years) lucrative contracts at many sites throughout Southern England. — Roger Howard, C.Eng, MIEE, Cliveden Consultants (CRC), 99 St Leonards Road, Windsor (07535) 57818, answerphone. (9646)



SHELL U.K.
EXPLORATION & PRODUCTION

Telecommunications Maintenance Technician

This position provides an excellent opportunity for a senior telecommunications technician to work with a broad range of equipment covering internal and external communications facilities on our North Sea Oil and Gas Production platforms. The range covers public address, P.A.B.X., A.M. and F.M. radios, line of sight and tropospheric scatter systems.

The Job

The successful applicant will be required to:

- * Co-ordinate and supervise a planned maintenance system
- * Prepare defect reports for the telecommunications engineers.
- * Ensure that adequate stocks of spare parts are maintained.
- * Ensure the documentation system are updated as required.

Qualifications and Experience

Applicants should be aged 25-40 with an appropriate O.N.C or full City and Guilds Technological certificate in telecommunications, or have an equivalent services background.

Some experience on microwave equipment maintenance, with at least one year at a supervisory grade would be advantageous.

The Rewards

A competitive salary package will be offered which will include allowances for offshore visits. The position is based in Aberdeen, so relocation expenses will be paid where appropriate.

Please write for an application form to:
**Recruitment and Development Supervisor, UEPA/113,
Shell U.K. Exploration and Production,
1 Altens Farm Road,
Nigg,
Aberdeen. or telephone 0224 - 882149**

(9685)

ARTICLES WANTED

SPOT CASH for all types test equipment, receivers, transmitters, valves, components, cable and surplus electronic scrap. M. & B. Radio, 86 Bishopgate Street, Leeds LS1 4BB. 0532 35649. (8789)

STORAGE SPACE is expensive, why store redundant and obsolete equipment? For fast and efficient clearance of all test gear, power supplies, PC boards, components, etc., regardless of condition or quantities. Call 01-771 9413. (8209)

TURN YOUR SURPLUS Capacitors, transistors, etc. into cash. Contact COLES-HARDING & Co., 103 South Brink, Wisbech, Cambs. 0945-4188. Immediate settlement. We also welcome the opportunity to quote for complete factory clearance. (9509)

SITUATIONS VACANT



ROHDE & SCHWARZ

Independent concern represented in 80 countries

MANAGER TECHNICAL SERVICES DEPARTMENT

ROHDE & SCHWARZ are one of the worlds leading manufacturers of communication equipment and instrumentation for the radio frequency market. A management career opportunity exists at AVELEY/ROHDE & SCHWARZ UK LTD for an electronic engineer with the aptitude for the demanding and fascinating business of technical services management. A technical services manager in addition to leading a team of service engineers playing a major role in the liaison at engineering level with our parent in Germany and the company's customers.

We operate at the forefront of technology. The prospects are excellent and the successful candidate will be encouraged to develop to their full potential. An HNC/BNC or equivalent experience will be required in order to understand the technology. Training is given in Germany and USA.

If you consider you are qualified to manage our technical services department please telephone 01-397 8771 for an application form or contact direct our General Manager D. H. Meyer.

We offer attractive reward packages to successful managers and provide pleasant working conditions at our Chessington office.

Company car, Bonus scheme, Other Fringe Benefits.

Ring now!

Electronic Instruments & Communications Equipment

**aveley
electric LTD**

**Roebuck Road
Chessington
Surrey KT9 1LP
01-397 8771**

(9630)

ELECTRONIC TECHNICIAN

Communication Systems

Applications are invited for an Electronic Technician, Communication Systems. A range of projects are on-going, primarily concerned with mobile radio systems. These cover work on equipment and sub-systems operating at frequencies ranging from audio v.h.f. In addition, a significant activity now exists in digital transmission systems so that a knowledge of the latest digital techniques, particularly those involving microprocessor elements, would be an asset.

Candidates should possess as a minimum the City and Guilds Electrical/Electronic Engineering Craft Advanced Certificate and have at least 3 years' experience in research, development or experimental work. Preference will, however, be given to those who possess a full Technological Certificate or equivalent.

Conditions of service are excellent.

Starting salary will be within an incremental scale from £3,540 to £4,332 (under review), plus a current self-financing productivity deal. Initial placing according to age, qualifications and experience.

Application forms may be obtained from:

**British Gas Corporation
Engineering Research Station
Killingworth**

Newcastle upon Tyne NE99 1LH

Telephone: Newcastle 684828, Extension 348.

BRITISH GAS

(9701)

Engineering Research Station

ARTICLES FOR SALE

ENCAPSULATING, coils, transformers, components, degassing, silicone rubber, resin, epoxy. Lost wax casting for brass, bronze, silver, etc. Impregnating coils, transformers, components. Vacuum equipment low cost, used and new. Also for CRT regunning met allising. Research & Development. Barratts, Mayo Road, Croydon, CR0 2QP. 01-684 9917. (9678)

WIRELESS WORLD design teletext decoder, fully operational with keypad accessory. Quick sale £50. — Phone 01-250 0626. (9688)

WIRELESS WORLD, May, 1970, to Aug., 1978. — Offers to M. V. Pederesen, 19 Belgrave Street, Brighton. (9703)

VISION ENGINEERING COMPARASCOPE enabling rapid comparison of two objects up to 12 inches square, e.g. circuit boards, diagrams, etc. The optics highlight differences between two items for the purpose of inspection and/or error detection. A pair of X 7 binoculars is included which enables viewing smaller detail. — Phone Guernsey (0481) 37701. (9653)

BRIGHTON POLYTECHNIC

LEARNING RESOURCES

VIDEO RECORDING & STUDIO ENGINEER

£4644-£5547 per annum

To supervise work in newly equipped recording and editing area using state of the art techniques, including Plumbicon colour telecine and a wide range of VTRs — some to broadcast standard. Also to assist in the two adjoining studios, containing systems with Operational experience of sound and colour video systems (preferably in a broadcasting or educational institution) and an HNC or equivalent educational qualification are desirable.

Application forms and further details from the Personnel Officer, Brighton Polytechnic, Moulsecombe, Brighton BN2 4AT. Tel: Brighton 693655 Ext. 2536.

Closing date: 17 October, 1979. (9716)

ELECTRONICS. We are creating a new dept to provide a leasing service for Prestel View-data, Teletext and micro-computers. Good opportunity for keen young applicants with technical and commercial ability. — Write only, stating age and details of background and career, **DRAZIN Ltd., 59 Heath Street, Hampstead, N.W.3.** (9660)

ARTICLES FOR SALE

SPEAKER KITS

Two great new kits from KEF — the Speaker Engineers respected by HiFi enthusiasts all over the world.

One is based on the Model 104aB and the other on the larger, free standing Cantata. We'll give you helpful advice and full instructions.

And you can hear how good the speakers are before you build.

Nottingham Hi-Fi Centre

156 Alfreton Road

Nottingham

Tel: 0602 786919

(9657)

ANTIQUE MACHINES

+ CURIOSITIES

The world's first high quality glossy magazine devoted to mechanical and other collectables and curiosities of all types. Fifty-six page first issue out now price 95p including 16 pages in full colour and the unique collectors card index. Obtainable from your newsagent or direct from AM+C, 3 Heathcock Court, Strand WC2R 0PA. Telephone: 01-379 6025.

(9357)

ELECTRONIC IGNITION P.C. boards (capacitor discharge) manufactures surplus, tested, less box £2.75 each. — 01-643 6111, evenings. (9689)

HP608F AM laboratory signal generator, 10-450 MHz, calibrated, excellent condition, £420. — Tel. 04555 4356 (Leics.) (9682)

OSCILLOSCOPES — SOLARTRON CD1400 D/trace with £20 manual DC-15 MHz £125. Heathkit 10-18U professionally built 4.5 MHz £28. Both good condition. 39 Horsebrook Lane, Brewood, Staffs. Tel. 850 760. (9680)

SITUATIONS VACANT

Hewlett-Packard Limited designs and manufactures electronic test and measuring instruments and systems for a world-wide telecommunications market. New projects now under way demonstrate considerable technical innovation in analogue and digital design, and many use microprocessors.

As a result of continuing growth we now have vacancies for people qualified to Degree, H.N.C., or equivalent level and with at least one year's relevant experience, in the following positions:

Product Support Engineers

To work with our R & D teams and ensure that serviceability is designed into products currently under development, plan and implement service support programmes for new products, train service personnel and customers, and provide support and repair advice to our world-wide service organization.

Technical Authors

To work with our Product Support Engineers, and the R & D and Marketing teams, to produce high-quality Operating and Service manuals—coordinating the manuals through illustration and photography into print.

The successful applicants will combine a good knowledge of analogue and digital techniques with the ability to get on well with people and communicate both the written and spoken word.

We can offer attractive salaries, and the Company's conditions of employment are excellent—including profit sharing, bonus, stock purchase scheme, non-contributory pension and life assurance plans, prolonged disability scheme and flexible working hours.

Please write or telephone for an application form to:

Liz Stenhouse,
Personnel Administrator,
Hewlett-Packard Limited,

South Queensferry,
EH30 9TG.
Tel. 031-331 1000.



HEWLETT PACKARD

THORN CONSUMER ELECTRONICS LTD.

Advance Study Engineer

Thorn Consumer Electronics Limited, leading manufacturers of television and audio equipment in the U.K. wish to appoint an experienced Engineer for their Advance Study Group situated in the Research and Engineering Centre at Enfield:

The successful applicant will join a team investigating new ideas and systems including digital techniques and microprocessors as well as modern analogue methods.

He/she should preferably be under 35 years of age with a degree or H.N.C. or relevant experience, recent graduates will be considered.

Please apply in writing to:

The Personnel Manager, (ASE / WW),
Thorn Consumer Electronics Limited,
Great Cambridge Road, Enfield, Middlesex EN1 1UL

or telephone 363 5353 extension 2201 for an application form.



(9699)

ARTICLES FOR SALE

LAB CLEARANCE: Signal Generators; Bridges; Waveform; transistor analysers; calibrators; standards; millivoltmeters; dynamometers; KW meters; oscilloscopes; recorders; Thermal, sweep, low distortion true RMS, audio FR, deviation. Tel. 040-376236. (8250)

XTAL FILTERS. Cathodeon BP4742-00 25kHz channel spacing, 910 ohms/26pf, 10.7MHz \pm 7.5kHz pass band. Brand new. £18.00 each plus VAT and post. Domshelcon Ltd., South Drive, Littleton, Winchester. (0962-880878). (9436)

SOLAR CELLS: bits, books and bargains. Send stamp for list or 95p for Solar Cell booklet and Data sheets. Edencombe Ltd 34 Nathans Road, North Wembley, Middlesex HA0 3RX. (8061)

ARTICLES FOR SALE

IC CONVERTER

COOKBOOK

by W. G. Jung Price £8.90

A SIMPLE GUIDE TO HOME COMPUTERS

by S. Ditlea Price: £4.00

MICROCOMPUTER-BASED DESIGN

by J. B. Peatman Price £5.50

INTRODUCING MICROPROCESSORS

by G. L. Simons Price £7.00

OPERATIONAL AMPLIFIERS

2nd ed. Price £10.00

by G. B. Clayton Price £10.00

RADIO HANDBOOK 21st ed.

by W. I. Orr Price £13.50

MICROCOMPUTER DEVELOPMENT SYSTEMS & SUBSYSTEMS

by Motorola Set price £15.90

9900 FAMILY SYSTEMS DESIGN & DATA BOOK

by Texas Instruments Price £8.40

INTRODUCTION TO DIGITAL TECHNIQUES

by D. I. Porat Price £13.85

THE DESIGN & DRAFTING OF PRINTED CIRCUITS

by D. Lindsey Price £19.50

★ ALL PRICES INCLUDE POSTAGE ★

THE MODERN BOOK CO.

Specialists in Scientific & Technical Books

19-21 PRAED STREET
LONDON W2 1NP

Phone 723 4185

Closed Sat. 1 p.m. (8974)

Akai Glass & X-Tal

Ferrite Head

Model GX/650 D

(unused)

Bargain at £550

Tel: DUBLIN 907 225

(9655)

TV TUBE REBUILDING

Top quality professional plant and equipment, and leading consultants. For complete plant or upgrading, and for training and all supplies.

WESTERN WHYBROW


ENGINEERING

TEL. (0736) 762265

VALVES RADIO. — T.V.-Industrial-Transmitting. We dispatch valves to all parts of the world by return of post, air or sea mail, 4,000 types in stock 1930 to 1976. Obsolete types a speciality. List 50p. Quotation S.A.E. Open to callers Monday to Saturday 9.30 to 5.00. Closed Wednesday 1.00. We wish to purchase all types of new and boxed valves. Cox Radio (Sussex) Ltd., Dept WW, The Parade, East Wittering, Sussex PO20 SBN, West Wittering 2023 (STD Code 024366). (9082)

PRINTED CIRCUITS. Make your own simply, cheaply and quickly! Golden Fotolak Light Sensitive Lacquer — now greatly improved and very much faster. Aerosol cans with full instructions, £2.25. Developer 35p. Ferric Chloride 55p. Clear Acetate sheet for master 14p. Copper-clad Fibre-glass Board approx. 1mm thick. £1.70 sq. ft. Post/packing 60p. White House Electronics, P.O. Box 19, Penzance, Cornwall. (9681)

SITUATIONS VACANT



MITSUBISHI ELECTRIC (U.K.) LTD

a British subsidiary of one of the world's largest international corporations, will shortly commence manufacture of its range of television receivers in the U.K.

Steady expansion has created the opportunity for one, or perhaps two **First Class Service Engineers** to join our modern, well-equipped Service Department at Watford.

The work is interesting and varied, and covers the whole range of T.V., audio and video equipment, including the latest in large-screen colour projection T.V.

To candidates of the right calibre the Company offers excellent employment prospects, including a salary up to £6,000 +, free life assurance and BUPA medical cover, a 35 hour basic week and 3 weeks annual holiday, a Staff Pension Scheme and the usual benefits of a large and successful Company.

Please telephone Nick Dosanjh, Service Manager, on Watford 40566.



(9723) Otterspool Way, Watford, Herts.

NORWICH HEALTH DISTRICT

ELECTRONICS TECHNICIANS

(Male or Female)

Electronics technology is an integral part of medicine, being utilised extensively in both the diagnostic and therapeutic fields.

Do you have the basic skills to enable you to adapt to this stimulating and rewarding area of electronics?

We have vacancies for an Electronics Technician and a Senior Electronics Technician. Salaries will be £3,069-£4,134 and £3,744-£4,788 respectively, with an increase pending, which will be in the region of 15%. The posts are based at the West Norwich Hospital and Norfolk and Norwich Hospital, with responsibility for equipment in all Hospitals within the Norwich Health District.

Application form and job description from Mr. F. D. Blackburn, District Works Officer, 201 Bowthorpe Road, Norwich. Telephone 29717, extension 33.

(9673)

ARTICLES FOR SALE

9 UNIT 7 SEGMENT CALCULATOR DISPLAYS 45p. Teleprinter 54s £35, and 75s £30. Spares etc. MKS, 27 Upper Stone Street, Maidstone, Kent. (9442)

BACK ISSUES, 1971, 72 and 73, £5 the lot. — St. Leonard's House, Ashtree Close, Worlingham, nr. Beccles, Suffolk. (9651)

ARTICLES FOR SALE

MORSE CODE RECEIVING AND SENDING

Receiving:

CASSETTE A For Amateur Radio examination preparation. Speed slowly increasing from 1-12 w.p.m.

CASSETTE B For Professional examination preparation. Computer produced morse from 12-24 w.p.m. including international procedure signs and symbols and their incorporation into messages.

Sending:

Morse Key and Buzzer Unit for sending practice and own Tape preparation. Phone output.

Prices: Each cassette, including booklets, £4.75.

Morse key and buzzer unit, £6.50.


Prices include postage, etc.

Overseas Airmail £1.50 extra

M. H. ELECTRONICS, 12 LONGSHORE WAY, MILTON, PORTSMOUTH PO4 8LS (9687)

INVERTERS

High quality DC-AC. Also "no break" (2ms) static switch, 19" rack. Auto Charger.



COMPUTER POWER SYSTEMS

Interport Mains-Store Ltd.
POB 51, London W11 3BZ
Tel: 01-727 7042 or 0225 310916

(9101)

SPEAKER KITS

Two great new kits from KEF — the Speaker Engineers respected by HiFi enthusiasts all over the world.

One is based on the Model 104aB and the other on the larger, free standing Cantata.

We'll give you helpful advice and full instructions. And you can hear how good the speakers are before you build.

Martins Electronic Centre

85-87 Ber Street
Norwich, Norfolk
Tel. 0603 27010

(9658)

ARTICLES FOR SALE

SOWTER TRANSFORMERS

WITH 37 YEARS' EXPERIENCE
we have the expertise to design and manufacture
**ANY TYPE OF AUDIO TRANSFORMER
AT THE RIGHT PRICE**

We supply all types of MICROPHONE TRANSFORMERS, BRIDGING TRANSFORMERS, INPUT TRANSFORMERS and LINE OUTPUT TRANSFORMERS for RECORDING, BROADCASTING and PUBLIC ADDRESS application.

We call your attention to our very successful
**MICROPHONE
SPLITTER COMBINER TRANSFORMER
type 4079**

with a high impedance 200 ohm primary and two 200 ohm secondaries. It will handle up to 2.3 volts rms at 30Hz and has a frequency response of plus/minus 1/2 dB from 20Hz to 20kHz. It is contained in a Mumetal Can 33mm diam x 37mm high and WORKING DETAILS OF THE CONSTRUCTION OF A SPLITTER ARE AVAILABLE ON REQUEST.

We have available standard designs of OUTPUT TRANSFORMERS with exceptional performance for ALL TYPES OF VALVE AMPLIFIERS.
**E. A. SOWTER LTD., MANUFACTURERS AND DESIGNERS
P.O. BOX 36, IPSWICH (0473) 52794 and 21930**

**THE SCIENTIFIC WIRE
COMPANY**

PO Box 30, London, E.4

ENAMELLED COPPER WIRE

SWG	1lb.	8oz.	4oz.	Zoz.
10 to 19	2.65	1.45	.75	.60
20 to 29	2.65	1.65	.80	.70
30 to 34	3.05	1.75	1.00	.75
30 to 40	3.40	1.95	1.15	.84
41 to 43	4.55	2.55	1.95	1.30
44 to 46	5.05	3.05	2.15	1.70
47	8.00	5.00	3.00	1.80
48	15.00	9.00	6.00	3.30

**SILVER PLATED COPPER
WIRE**

14 & 16	4.50	2.25	1.44	.90
20 & 22	5.00	2.85	1.74	1.06
24 & 26	5.70	3.31	2.00	1.22
28 & 30	6.67	3.86	2.35	1.44

Prices include P&P and VAT
SAE brings list of copper & resistance Wires
Dealer Enquiries Invited (9063)

MAPPI 3Z

- OPERATES THE Z80 AS A 40-BIT FLOATING POINT ARITHMETIC PROCESSOR WITH DECIMAL INPUT AND OUTPUT.
- LINKS THE Z80 REGISTERS TO FORM TWO 40-BIT FLOATING POINT REGISTERS AND A 16-BIT SYMBOL REGISTER.
- IS USER PROGRAMMED BY 39 INSTRUCTIONS INCLUDING: ASCII decimal interpret/input immediate and external address, ASCII decimal output, load, read and write binary push, pop and exchange registers, rel. jumps, load, read and write symbol, add, subtr., mult., div., square, sqrt., recip., abs., neg., sine, cosine, 1n., log., exit with error ind., return to Z80 code.
- INSTRUCTIONS INTERFACE DIRECTLY WITH Z80 MACHINE CODE. Use Z80 and MAPP object codes in the same programme!
- IS RELOCATABLE SOFTWARE/FIRMWARE OCCUPYING 3K RAM/ROM.
- IS SUPPLIED AS MANUAL AND DESCRIPTIVE LISTING (74 PAGES) WITH EITHER:

- (i) Nascom 1 format tape £12.90 plus £1.93 VAT
- (ii) Three 2708 EPROM £45.00 plus £6.75 VAT

Prices include packing abd U.K. carriage. Please specify tape or EPROM as required and send cheque or P.O. to:
**ENERTECH LTD., 32 Gildredge Road, Eastbourne, East Sussex, BN21 4SH. C.W.O.
Tel: (0323) 870521 after 4.30 p.m.**

(9719)

TEST EQUIPMENT CLEARANCE, including R.F. spectrum analyser 10 to 4300 MHz sweepers. Three GHz sampling oscilloscope. Microwave milliwatt meter DC to 43 GHz. Microwave attenuator. New 30/50 MHz oscilloscopes. Multi trace oscilloscope displays. VHF Rx 30-180 MHz AM/NB FM. Transistor parameter test set, and many more keys. All excellent condition. Telephone for full list, Runfold 32518 2639 (Surrey) (9700)

T.V. TUBE REBUILDING. Complete plant, equipment, supplies and training. If you can afford the best contact Western-Whybrow Engineering. Tel. 073 676 2265. (8048)

EXCLUSIVE OFFER

**RACK MOUNTING CABINETS
HIGHEST QUALITY 19"**

Ref	Ht"	width"	Depth"	Price
PE	10	21	13	£10.00
LL10	54	21	18	£20.00
TT	64	25	26	£45.00
SL	71	25	26	£50.00
ST	85	22	24	£70.00
Racal cabinets for RA-17/117				£30.00
Uniframe, single				£30.00
Uniframe, double				£40.00
Uniframe, triple				£50.00

Over 50 types available from 12" to 90" high. Also twin, triples and consoles. Above are only a few types. Please send for full list.

**AUDIO AND INSTRUMENTATION-TAPE
RECORDER-REPRODUCERS**

- * Ferrograph YD 2 track 1/4"
 - * Ampex FR1300 UHER 4000
 - * Consolidated 3300 14 track 1"
 - * Plessey 1033 Digital Units. 7 track 1/2"
 - * Plessey M5500 Digital Unit. 7 tracks 1/2"
 - * Ampflex FR-1100. 6 speeds, stereo 1/4"
 - * Ampflex FR600. 4 speeds, 7 track 1/2"
 - * D.R.J. RIM. 4 speeds, 4 tracks 1/4" UHER 4000
 - * Minicom CMP-100. 6 speeds, 7 tracks 1/4", 1/2", 1"
 - * Ampex 351-2 speed 2 tracks 1/4"
 - * 3M. H. 4 speeds 14 track 1" UHER 4000
- Prices of above £70 to £500
Also Transport Decks only available

We have a large quantity of "bits and pieces" we cannot list - please send us your requirements. We can probably help - all enquiries answered.

All our aerial equipment is professional MOD quality

- * Astrodata & Ikor Meteorological Equipment
- * Iron Pump E.H.T. Power Supplies £60.00
- * Heynes D.W. 500W Cased Transformers 240/115V £180.00
- * Racal RA65 Adaptors £125.00
- * G03 Kalea Flutter Meters. Model 1740 £90.00
- * Tequipment C.I. Oscilloscope Calibrators £90.00
- * Tektronix 551 Scopes £270.00
- * Tektronix 555 Scopes £300.00
- * Teleonic VR2M Sweeps £250.00
- * Heil Schriebers RC-28 £95.00
- * Lenkurt Data Sets £115.00
- * Panoramic SB 15A Analysers £125.00
- * Aerial Multicouplers from £25.00
- * Flann Microwave Units from £30.00
- * Marconi TF 1168 Disc Oscillators £120.00
- * Hughes Monoscopes £170.00
- * Nems Clarke 1302 VHF Receivers £260.00
- * Nems Clarke Panadaptor £95.00
- * Telefunken Surveillance Receiver £175.00
- * Servomex 2KVA Auto Regulators £80.00
- * Helix Aerials 11" & 18" and Reflectors £25.00
- * Tektronix 543A Oscilloscopes CA £290.00
- * Tektronix 545A Oscilloscopes D £275.00
- * Tektronix 561A Oscilloscopes 80 £285.00
- * Marconi TF 2200A Oscilloscopes £260.00
- * Solastron 1016 Oscilloscopes £90.00
- Simon Mobile 80 foot Tower Hydraulic Tower 80ft extended, 12" 6" closed. Mounted on 4 wheel drive Bedford Truck, self levelling, raised and lowered in 10 minutes. Used for servicing dish aerials. £950.00
- * Racal RA-17 P Receivers (new) £80.00
- * R.C.A. AR-88 Receivers £80.00
- * Edystand 7700 VHF Receivers (less turret coils) £180.00
- * Collins KWT 8 Transmitter Receivers 86B P.U.R. £230.00
- * Roland RO 50A Oscilloscopes £160.00
- * B & K 2407 Electronic Voltmeters P.U.R.
- * Winston 15" Band Spectrum Analysers P.U.R.
- * Airmc 352 Swoop Generators 200 cyc/2000Kcs £130.00
- * Advance Transistor Testers TT-18 £45.00
- * Marconi TF 329 Magnification Meters £140.00
- * Marconi TF 1066B FM Signal Generators £425.00
- * Marconi TF 801 D/1 AM Signal Generators £220.00
- * Feranti 7.5kVA Auto Voltage Regulators £150.00
- * Manson TRM-101 Multipliers £240.00
- * Servomex 2kw Auto regulators £130.00
- * 125ft. Lattice Masts, 26" sides P.U.R.
- * 30ft. Lattice Masts, 15" sides £115.00
- * 10ft Light Lattice Sections, 6" sides £18.00
- * EMI 1/2" Audio Tape 3600 FT Net £4.50
- D.R.I. Model RC-1 Professional Tape Recorder-Repducers. 4 tracks 1/4" 4 speeds. 1 1/4", 3/4", 7/8" & 15". 4 amplifiers Monitor Scope. All rack mounting & Transistorised £280.00
- * SE4/2B C.R.T.s £18.00
- * SE5/2A C.R.T.s £19.00
- * 3AZP/2 (DMN-9) C.R.T.s £19.00
- * Plessey 3 & 6 KCS S.S.B. filters £14.00
- * AVO CT 471A Electronic Multimeters £75.00
- * EMI R301 Tape Recorders £50.00
- * Stonorlette L Tape Recorders £29.00
- * Uniselectors. 10 Bank 25-way £3.50
- * 40ft. Sectional Aluminium Masts, complete £55.00
- * Multi-purpose Trolleys with Jacks 19 x 17 £16.00
- * Advance 3KVA CV Transformers £150.00
- * Metal V.D.U. Tables 30" x 36" x 30" £24.00

MANUALS

We have a quantity of Technical Manuals of Electronic Equipment, not photostats. 1940 to 1960. British and American. No lists. Enquiries invited.

- * Data Efficiency Respoolers 240v £28.00
- * Belling Lee 100 Amp Interference Filters £76.00
- * Oscilloscope Trolleys from £18.00
- * Racal MA1978 pre-Selectors £85.00
- * Rack Mounting Operator Tables £10.00
- * 75ft. Aluminium Lattice Masts, 20" sides £400.00
- * Racal MA-175 I.S.B. Modulators (new) £45.00
- * Tally 58 Track Tape Readers Track Spooling £29.00
- * Racal RA-63 SSB Adaptors, new £70.00
- * Racal RA 298 I.S.B. Transistorised Converters (new) £120.00

We have a varied assortment of industrial and professional Cathode Ray Tubes available. List on request.

PLEASE ADD CARRIAGE AND V.A.T.

**P. HARRIS
ORGANFORD, DORSET, BH16 6BR
BOURNEMOUTH (0202) 765051**

(8981)

SITUATIONS VACANT

**Did you hear about
the electronics
engineer
who was bugged?
300 companies did.**

Whether you want to change jobs or just stay in touch with the best opportunities, enrol with Lansdowne now. We're free. We're totally confidential. And we have contact with senior management in over 3,000 companies. Post this coupon today for our explanatory brochure and summary form.

Lansdowne Appointments Register, Design House, The Mall, London W5 5LS. Tel: 01-579 2282 (24 hour answering service).

Our clients are keen to meet men and women, aged 20-24 years, with potential earnings of between £4000 and £8000 p.a.

Name _____

Address _____

WW19/9

Lansdowne Appointments Register,
Design House, The Mall,
London W5 5LS. Tel: 01-579 2282
(24 hour answering service).

Lansdowne
(9661)

SITUATIONS VACANT



european space agency

RESEARCH ASSISTANT FOR ASTRONOMY AND SPACE SCIENCE

The Astronomy Division of the Space Science Department, ESTEC, Noordwijk, Holland, wishes to recruit an experienced assistant for its research projects in millimetre radioastronomy. The present work primarily involves the design, fabrication and testing of advanced experimental quasi-optical systems for operation at frequencies from 600 GHz down to 200 GHz, with associated IF electronics, large filter banks, and backward wave local oscillators. The work will primarily be carried out at the laboratories in ESTEC but it will also involve occasional participation in observing campaigns at ground based observatories and in aircraft. Future work will involve also participation in the design and development of advanced electronic and electro-mechanical systems for space astronomy. Candidates must have an education to HNC level in electronics and several years' experience in designing and fabricating analogue and digital electronics, preferably in a research environment.

(9705)

ARTICLES FOR SALE

TO MANUFACTURERS, WHOLESALERS & BULK BUYERS ONLY

Large quantities of Radio, T.V. and Electronic Components.
RESISTORS CARBON & C/F 1/8, 1/4, 1/2, 1. 1 Watt from 1 ohm to 10 meg.
RESISTORS WIREWOUND. 1 1/2, 2, 3, 5, 10, 14, 25 Watt.
CAPACITORS. Silver mica, Polystyrene, Polyester, Disc Ceramics, Metalamite, C280, etc.
 Convergence Pots, Slider Pots, Electrolytic condensers, Can Types, Axial, Radial, etc.
 Transformers, chokes, hopts, tuners, speakers, cables, screened wires, connecting wires, screws, nuts, transistors, ICs, Diodes, etc., etc.
 All at Knockout prices. Come and pay us a visit. Telephone 445 2713, 445 0749.

BROADFIELDS & MAYCO DISPOSALS

21 Lodge Lane, N. Finchley, London, N.12. 5 mins. from Tally Ho Corner (9461)

TRANSFORMER PROBLEMS?

1VA-1KVA Prototypes in 7-10 days.
 Phone Vince Sellar on 06076-66716.

TRENT TRANSFORMERS LTD.
 26 Derby Road
 Long Eaton, Nottingham (8363)

EQUIPMENT WANTED

A.R. Sinclair

Electronic Stockholders
 Stevenage 812193

We purchase all types of Mechanical and Electronic Equipment and Surplus stocks.

(9206)

ELECTRONIC COMPONENTS IN WEST GLAMORGAN BLUEBIRD ELECTRONICS

72 CRYMLYN ROAD
 SKEWEN, NEATH
 TELEPHONE SKEWEN 812103
 Electronic Components available mail order or in the evenings 5 pm to 7 pm and at weekends: Sat., 9 am to 5 pm and Sun., 10 am to 1 pm.
 Send S.a.e. for catalogue or call in and see us. (9618)

COURSES

COURSE IN ELECTRONICS by correspondence. For free brochure, write to, The Dataspec Program, P.O. Box 23, Succ Laval West, Laval, Quebec, Canada H7R-5B7.

ARTICLES FOR SALE



Videobrokers is a new division of C.W. Cameron Ltd formed after many years of buying, selling and acting as agents for used, ex-demo equipment or redundant stock lines. The activity is operated on a worldwide basis with an increasing mailing list of over 20,000 buyers/sellers. If you wish your name to be placed on the list, drop us a line.

Extract of our current equipment list —

BROADCAST EQUIPMENT — Used section

RCA TR60 Quad PAL/625 VTR Code 502 Qty 3
 RCA TR70 Quad PAL/625 VTR Code 505 Qty 2
 RCA TR71 Quad PAL/625 VTR Code 507 Qty 1
 RCA TR600 Quad PAL/625 VTR Code 508 Qty 4
 AMPEX AVR 2 Quad PAL/625 VTR Code 512 Qty 5
 Rank Mk II Flying spot 16mm Telecine Code 517 Qty 1
 Rank Photoconductive 16mm Telecine Code 518 Qty 2
 RCA TK28 16mm Telecine (new) Code 520 Qty 1

VIDEO — VARIOUS EQUIPMENT — New/Used

Hitachi FP 1020 ENG colour camera Code 610 Qty 2
 IVC 501A Studio colour camera Code 611 Qty 2
 IVC 93 TK colour camera Code 612 Qty 10
 Please contact our Videobrokers Department for complete list or further details of the above.

C.W. CAMERON LTD. (Est. 1946)
 Burnfield Road Giffnock Glasgow G46 7TH
 Tel. 041-633 0077 Telex 779469

96

COMPLETE BOUND SETS of magazines, up to June '79 or later: Radio & Electronics Constructor, from 1956; Practical Wireless, from 1969; Everyday Electronics, from 1971 (first issue); various computing magazines, from '78 (ditto). Nearly complete: Practical Electronics, from 1964 (complete from '67); Electronics Today international, from 1972 (complete from '74); Elektor, from 1974 (3 missing). Several Television, 1977-79. Hobby Electronics, Nov. '78-May '79. 3 vol. magazine course 1976, 'Electronics — It's Easy'. Offers to Paterson, Craigside Cottage, Leckhampton Hill, Cheltenham GL53 9QH. (9708)

G.W.M. RADIO LTD, 40/42 Portland Road, Worthing, Sussex. Tel. 0903 34897 for government and factory surplus second user and s/h equipment. Radio telephones for sale and wanted in large or small lots. Atalanta Marine Communication Receivers £115 plus carriage at cost. Avometers model 7 £31. Model 8 £43 inc. sound powered telephones with intrinsically safe circuits, unused. 40ft pneumatic masts by Scam Clark £321, in original unopened maker's box gross weight 4 cwt. Many one off items in stock. No lists, we are worth a visit. (9152)

COURSES

BRUNEL UNIVERSITY DEPT. OF ELECTRICAL ENGINEERING & ELECTRONICS **S.R.C. Collaborative Training Award INDUSTRIAL ROBOTICS**

The one-year award is available on a joint project between a manufacturing company and Brunel University on the development of a self-steering machine.

For further information please write to:

I. ALEKSANDER
 Professor of Electronics
 Brunel University
 Uxbridge, Middx. UB8 3PH

For Sale: Staff Location System

- 4 (NO) Transmitters
- 1 (NO) Control Unit
- 30 (NO) Personal Receivers

NB: A GPO licence is required before the equipment can be operated in this country.

Offers invited.

Tenders obtainable from British Rail, Director of Supply, Railway Technical Centre, London Road, Derby. Reference: 53/230/232T/096.

(9684)

ARTICLES FOR SALE

COLOUR, UHF AND TV SPARES (miniature size 4½ x 3½ x 2½). New Saw Filter IF Amplifier plus tuner (complete and tested for sound and vision). £28.50, p/p £1.

TELETEXT, Ceefax and Oracle in Colour, Manor Supplies "easy to assemble". Teletext kit including Texas Tifax XM11 Decoder. External unit aerial input, no other connections to set. Wide range of facilities in colour include 7-channel selection, Mix, Newsflash and Update. (Price: Texas Tifax XM11 £130, Auxiliary Units £88, Case £14.80, p/p £2.50). Demonstration model at 172 West End Lane, NW6. Also latest Mullard Teletext 610LVM module available. Call, phone or write for further information.

COMBINED COLOUR BAR AND CROSS HATCH GENERATOR KIT (MK 4) UHF aerial input type. Eight pal vertical colour bars, R-Y, B-Y, Grey scale etc. Push-button controls £35 p/p £1; Battery Holders £1.50; Alternative Mains Supply Kit £4.80; De Luxe Case £4.80; Aluminium Case £2.60. Built and tested (battery) in De Luxe Case £58, p/p £1.20.

CROSS HATCH KIT, UHF aerial input type, also gives peak white and black levels, battery operated £11 p/p 45p. Add-on Grey scale kit £2.90 p/p 35p; De Luxe Case £4.80; Aluminium Case £2 p/p 85p. Built and tested in De Luxe Case £23.80 p/p £1.20.

UHF SIGNAL STRENGTH METER KIT £16.80, alum. Case £1.50, De Luxe Case £4.80 p/p £1.

CRT TEST AND REACTIVATOR KIT for Colour and Mono £20.80, p/p £1.30; TV 625 IF Unit for Hi-fi amps or tape rec. £6.80, p/p 75p. Surplus Bush IF panels. A816 £2.80, TV312 (single IC) £5. BC5600 (Exp) £5, A823 (Exp) £2.80 p/p 85p. Bush A823 (A807) Decoder panel £7.50 p/p £1. A823 Scan Control panel £3.50, blue lat. 75p. Philips G6 single standard convergence unit £3.75 p/p 90p. GEC 2040 ex rental panels, Decoder £5, Time Base £5 p/p 90p. Thorn 3000 ex rental panels, Video, Decoder, frame, IF £5 p/p 90p.

Colour Scan coils, Plessey £6, Yoke £3.50, blue lat, 76p (Mullard also available). Mono Scan coils Philips/Pye £2.80. Thorn £2.80 p/p 85p. Philips G8 Decoder panels, salvaged for spares £3.80 p/p 90p. Varicap UHF tuners Gen Instruments £3.50, ELC 1043 £4.50, ELC1043/05 £5.50; Philips G8 £5.50 p/p 35p. Salvaged UHF Varicap tuners £1.50 p/p 35p.

UHF/VHF ELC2000S Varicap tuner £8.50 p/p 65p. Varicap control units, 3 pos. £1.20, 4 pos. £1.50, 5 pos. £1.80, 6 pos. (special offer) £1.80, 7 pos. £3.80 p/p 45p. Touch Tune control unit Bush 6 pos. £5 p/p 75p. UHF transd tuners, rotary incl. slow motion drive £2.50, 4 pos. push button £2.50, 6 pos. push button £4.20 p/p £1. (Thorne, GEC, Bush, Decca, etc., special types available, details on request). Delay Lines DL20, DL5 £3.50, DL1 80p p/p 65p. Remote Control Thorn-type Transmitter, receiver £2 pair p/p 45p. Large selection of lopts, trippers, mains droppers, and other spares for popular makes of colour and mono receivers.

MANOR SUPPLIES, 172 WEST END LANE, WEST HAMPSTEAD, LONDON NW6, SHOP PREMISES, EASILY ACCESSIBLE, WEST HAMPSTEAD-BAKERLOO, JUBILEE TUBE, and BRITISH RAIL N. LONDON (RICHMOND-BROAD ST.) and ST. PANCRAS-BEDFORD. BUSES 28, 159, 2, 13. Callers welcome. Thousands of additional items available at shop premises not normally advertised. Open daily all week including Saturday (Thursday half day). MAIL ORDER: 64 GOLDERS MANOR DRIVE, LONDON NW11 9HT. Tel. 01-794 8751.

ALL PRICES 15% VAT

ARTICLES WANTED

CAM TIMERS (18+ cams/micro switches) and plastic cased relays, all 110V AC operation, wanted. Please quote for quantity and send sample. Millermatic, 32 High Street, Wynington, Rushden 59188. (9422)

W.W. BACK ISSUES required. Feb and May '78. Good prices and P&P paid. Please contact: G. P. Church, 16 Brocklehurst Drive, Prestbury, Cheshire. SK10 4JD. (9694)

ELECTRONIC TEST EQUIPMENT

SALES PURCHASES AND SERVICE

Tek 526 Vectroscope	£395
Tek 105 Generator	£60
Tek 109 Generator	£100
Tek 575 Curve Tracer	£100
Tek 530 and 540 Mainframes from Feedback TWG 504 Function Gen.	£75
Marconi TF 801 D/I Generator	£195
TF 2410-120 MHz Counter	£120
Marconi TF 1020 A Powermeter	£55
Marconi TF 995 A/2 AM/FM Sig. Gen.	£150
Marconi TF 1073 A Attenuator	£60
Marconi TF 2091/2902 Noise System	£300
HP 5102 1MHz synthesizer	£250
HP 2508 RX Meter	£200
R & S SLDH High Power Sig. Gen.	£1000
Compariscope	£495
B & K 2005 Hetero Dine Volt Meter	£125
Telegquipment D52 10 MHz Scope	£150
Cosser CDU 150 35 MHz Scope	£350
Taylor 128 Meter	£20
Avometer Model 8 and 9	£50
Avometer Model 7 and 12. From Ampex VR 5003 Video Tape Recorder	£30
	£225
Lab. Gear Colour Bar Gen.	£95
Korting Colour TV Servicing Gen.	£150
HP5263A Time Interval Unit	£45
Belix 5v/4A PSU Modules, new	£22.50
Magnetic AB S410A 2/4 GHz AM Sig. Gen.	£150
ASC11 Keyboards	£20
Bradley 126B DC Calibrator	£125
Airmec 858 30 MHz Oscillator	£25

DUTCHGATE LTD.

Pyle Hill, Winchester Rd.
Fair Oak, Hampshire
Fair Oak 5252

(9486)

ARTICLES WANTED

WANTED

All your gold washed scrap. Plugs, sockets, edge connectors, P.C. boards, pins, etc. We collect and pay cash for any amount from 1cwt.

Minimum price £100-£200 per cwt.

P. Skellem Metals, The Iron Yard (Est. 1935), Cutlers Green, Thaxted, Essex CM19 2PL. Telephone: Thaxted 830 862.

SPOT CASH

paid for all forms of electronics equipment and components.

F.R.G. General Supplies
550 Kingston Road
London SW20 8DR

Tel: 01-404 5011

Telex: 24224. Quote Ref. 3165 (8742)

TELEQUIPMENT MINOR OSCILLOSCOPE. Between 1 and 5 of this obsolete oscilloscope are required. Reasonable price and freight paid. - Please contact A. Tail, Scotch College, Hawthorn 3122, Melbourne, Australia. (9704)

EQUIPMENT WANTED

TO ALL MANUFACTURERS AND WHOLESALERS IN THE ELECTRONIC RADIO AND TV FIELD

BROADFIELDS & MAYCO DISPOSALS

will pay you top prices for any large stocks of surplus or redundant components which you may wish to clear. We will call anywhere in the United Kingdom.

21 LODGE LANE
NORTH FINCHLEY, LONDON N12 8JG
Telephone Nos. 01-445 0749/445 2713
After office hours 958 7624

(9123)

SERVICES

TEST EQUIPMENT CALIBRATION AND REPAIR

Quick turn round, attractive rates, ring for details on Fair Oak 5252.

DUTCHGATE LTD.

Pyle Hill, Winchester Road
Fair Oak, Hampshire (9485)

ELECTRONIC DESIGN SERVICES.

Wide engineering experience available for the design of basic circuits to complete systems. Analogue DC to 1GHz and Digital. Write or phone Mr Anderson, Andertronics Ltd, Ridgeway, Hog's Back, Seale (Nr. Farnham), Surrey. Runfold 2639. (9140)

DESIGN SERVICE. Electronic Design Development and Production Service available in Digital and Analogue Instruments, RF Transmitters and Receivers for control of any function at any range. Telemetry, Video Transmitters and Monitors, Motorised Pan and Tilt Heads etc. Suppliers to the industry for 16 years. Phone or write Mr. Falkner, R.C.S. Electronics, 6 Wolsey Road, Ashford, Middlesex. Phone Ashford 53661. (8341)

DESIGN AND DEVELOPMENT, competent engineering effort available for all aspects of electronic design. Single circuits or complete systems, prototype to production run. E.I.A., 80 Wheatland Lane, Wallasey, Merseyside, 051-639 9122. (8615)

PRINTED CIRCUITS manufactured, quick turnaround, long or short production runs. All or part service available now at lower rates. Send masters for prompt quotation. All enquiries to BRB Printed Circuits, 109 Potter Street, Worksop, Notts S80 2HL. (9691)

CAPACITY AVAILABLE

COIL WINDING

Large or small
PRODUCTION RUNS

AIRTRONICS LTD

GARDNER INDUSTRIAL ESTATE
KENT HOUSE LANE
BECKENHAM KENT BR3 1UG
01-659 1147 8936

A COMPLETE SERVICE to manufacturers. Assembly, cable forming and testing. Also a prototype PCB service and component scheduling at competitive prices. Small or large runs with quick turn-round to high standards. Contact the professionals - Techtronic Services, Staincliffe Mills, Dewsbury, W. Yorks. Tel (0924) 409040 TX 556267. (9504)

ELECTRONIC / Electro-mechanical assembly. Versatile company offers the following quality service for small to medium batches; PCB and final assembly, flow soldering, inspection and functional test, prototypes and associated services, modifications. For competitive prices and fast turnaround. Contact Circotec, Tel. Burgh Heath 52516 or Redhill 69586. (9699)

ELECTRONIC DESIGN SERVICE. Immediate capacity available for circuit design and development work, PC artwork, etc. Small batch and prototype production welcome. - E.P.D.S. Ltd., 93b King Street, MAIDSTONE, Kent. 0622-677916. (9687)

W.K.F. ELECTRONICS

(R.P.C.B.S. Ltd.)

THE CIRCUIT BOARD SPECIALISTS - UNIVERSAL SUPPLIERS

Contractors for: P.C.B. Production, Contract Drilling, Electroplating, Laminate Cutting. Services for: Master Anwork Preparation, Process Photography, Circuit Diagrams, Layouts & Legends. Consultants for: Instrument Engineering, Automatic Control & Applications.

Do-it-Yourself Won't Do: Today's assemblies demand close tolerances.
Goodbye to the Long Wait: 3 to 7 Day Prototype P.C.B. Production Service.
Quotations: By Return. Guaranteed Quality on every process.
Short or Long Term Production now acceptable from 1 to 10,000 units.

We Universally Distribute: Laminate, Carbide Drill Bits & Routers, Process Chemicals (any), Pre-sensitized Laminate, Drilling Machines (Manual/Multi-spindle, N.C./C.N.C. Control), Graphic Art Draughting materials & aids.

We Manufacture to Specification: Quality Circuit Boards (Single or Double Sided with any finish). Due to expansion we now have space available for prototype or long term production.

For Quotations: Submit Copy Masters, Roughs, Circuit or Sample units for costing.

To:

W.K.F. ELECTRONICS
FLEET HOUSE, WELBECK STREET
WHITWELL, WORKSOP, NOTTS.
TEL. WORKSOP (0909) 720695
TELEX: 547616

Telephone Quotations: Ask for pricing.

NOTICE TO OTHER MANUFACTURERS

IS YOUR DRILLING ROUTING DEPARTMENT A BOTTLENECK?
IF SO TRY OUR SERVICE FOR DRILLING AND ROUTING

THE RATES ARE VERY REASONABLE AND THE FAST SERVICE WILL ENSURE THAT YOUR CUSTOMERS' DELIVERIES ARE MET

PRECISION SHEET METAL work, chassis, panels, etc., steel, stainless or aluminium, long/short runs, good deliveries. EES Ltd., Clifford Road, Monks Road, Exeter 36489. Telex 42401. (8066)

I.H.S. SYSTEMS

Due to expansion of our manufacturing facilities we are able to undertake assembly and testing of circuit boards or complete units in addition to contract development.

We can produce, test and calibrate to a high standard digital analogue and RF equipment in batches of tens to thousands.

Telephone to arrange for one of our engineers to call and discuss your requirements, or send full details for a prompt quotation.

TEL. 01-253 4562

or reply to Box No. WW 8237 (8237)


PRINTED CIRCUITS BOARDS.

Quick deliveries, competitive prices. Quotations on request, roller thinning, drilling, etc. Speciality small batches. Larger quantities available. Jamieson Automatic Ltd., 1-5 Westgate, Bridlington, North Humberside. For the attention of J. Harrison (0262) 74738 or 77877. (9652)

PCB ARTWORK DESIGN SERVICE with component notation masters and assembly drawings. PADS Electrical Ltd, 01-850 6516, 45 Southwood Road, New Eltham SE9. (7905)

SMALL BATCH productions wiring assembly to sample or drawings. Specialist in printed circuits assembly, Rock Electronics, 42 Bishopsfield, Harlow, Essex 0279 33018. (9094)

Here's why you should buy an I.C.E. instead of just any multimeter



I.C.E.

WW-107 FOR FURTHER DETAILS

- * Best Value for money.
- * Used by professional engineers, D.I.Y. enthusiasts, hobbyists, service engineers.
- * World-wide proven reliability.
- * Low servicing costs.
- * 20K/volt sensitivity and high accuracy.
- * Large mirror scale meter.
- * Fully protected against overload.
- * Large range of inexpensive accessories.
- * 12 month warranty, backed by a full after sales service at E.B. Sole U.K. Distributors:

Prices from £16.60 — £32.00 + VAT
Send for full colour leaflet and prices on whole range including accessories.

ELECTRONIC BROKERS LIMITED

49-53 Pancras Road, London NW1 2QB.
Tel: 01-837 7781. Telex: 298694.

INDEX TO ADVERTISERS
Appointments Vacant Advertisements appear on pages 140-159

	PAGE		PAGE		PAGE
Acoustical Mfg. Co. Ltd.	6	G.E.C. MO Valve	24	Petalect Electronic Servicing	28
A.E.L. Crystals	35	G.E.C. Semi Conductors	59	Philips Compact	70
Ambit International	26	Gould Advance	11	Powertran Electronics	118, 119
Amateur R/Retailers Assoc.	110	G.R. Electronics	137	Precision Instruments Ltd.	22
Amp of Gt. Britain	8, 9	Greenwood Electronics	23	Precision Petite Ltd.	31
Anders Electronics Ltd	12	Hall Electric Ltd.	10	Pye Telecommunications Ltd.	16
Antex (Electronics) Ltd.	69	Harmsworth Townley & Co. Ltd.	25*		
Armon Products Ltd	80	Harris Electronics (London) Ltd	25, 33	Quantum Electronics	30
Aspen Electronics Ltd	33	Hart Electronics	116	Racal Recorders	89
Astra Elec. Comps	20	Henry's Radio	137	Radio Components Specialists	123
Aura Sounds	116	Hilomast Ltd.	99	Radio Masts Ltd.	35
Bach-Simpson	12	H.L. Audio (Newtronics)	137	Radio Shack Ltd	135
Barkway Electronics Ltd	12			Ralfe, P. F.	133
Barrie Electronics Ltd	131	I.C.S. Publishing Co.	121	R.C.S. Electronics	35
Bell & Howell	18, 19	I.L.P. Electronics Ltd.	100	R.S.T. Valves	114
Beyer Dynamics	37	Industrial Tape Applications	105	Ryley Automation Ltd.	139
Bi-Pre Pak Ltd	135	Integrex Ltd.	108, 109		
Bi-Pak Semiconductors Ltd	111	J.D. Electronics	139	Sabtronics International	34
Boss Industrial Mouldings Ltd	2	J.S.P. Associates	32	Sandwell Plant	110
British National R/Radio School	106	K.A.C. Electronic Investments Ltd.	121	Scopex Instruments Ltd.	113
Broadcast Training & Services Ltd	135	Keithley Instruments Ltd	117	Semicon Indexes Ltd.	134
Cambridge Learning	103	Kelsey Acoustic Ltd.	122	Service Trading	115
Carston Electronics Ltd	17	K.G.M. Electronics Ltd.	13	Sescom	135
Catronics	131	Kirkham Electronics	14	Shure Electronics Ltd.	Cover iii
Chiltmead Ltd.	122	Kramer & Co.	110	Sintel	116
Cifer Systems	106	Langrex	114	Special Products Ltd.	27
Circards No. 5	130	Lascar Elec	23	Strutt Elec. & Mech'l Engrs. Ltd.	38
Clarke-Smith	36	Lektrokrit	138	Sugden, J. E. & Co. Ltd.	20
Colomor (Electronics) Ltd.	134	Levell Electronics Ltd.	3	Surrey Electronics Ltd.	133
Computer Appreciation	122, 133	Lowe Electronics Ltd	26	Swanley Electronics Ltd.	131
Continental Specialists Corp.	15				
Crellon Electronics	5	Maclin-Zand Electronics Ltd.	19	Tandy Corporation	21
Crimson Electric	112	Manners, K.T. Developments Ltd	134	Technomatic Ltd	120
Dalston Elec	133	Maplin Electronic Supplies	7, 25	Tektronix (Tequipment)	Cover ii, 90
Datong	131	Martin Associates	29	Teleradio Electronics	121
Display Electronics	136	Marshall, A. & Sons (London) Ltd	132		
Dominus	20	M.C.P. Elec	20, 27	Valradio Ltd.	27
Eagle/Carter Associates	34	Microdigital	30	Vero Electronics Ltd.	38
Elec '79	124	Millbank Electronics (M.I.L.)	4	Vero Speed	31
Electro-Tech Comps	124	Mills, W.	132	Viewdata Exhn.	125
Electrical, The Instrument Co. (Hillinton) Ltd	106	Milward, G. F.	134		
Electronic Brokers Ltd	126, 127, 128, 129, 160	Minim Audio	121	Walden Precision Apparatus Ltd	24
Electronic Equipment Ltd	138	Monolith Electronics Co.	31	West Hyde Developments Ltd	107
Electroplan Ltd	101	Multicore Solders Ltd.	Cover iv	Wilmslow Audio	102
Expansion Corporation	39	Newtronics	104, 139	Wilmot Breeden	40, 79, 104
Faircrest Eng. Ltd.	110	Newbear Computer Stores	32, 36	W.K. Electronics	32
Farnell Instruments Ltd	60	Neumann Communication	36		
Feedback Instruments	99	Newnes-Butterworth	104	Z. & I. Aero Services Ltd.	35, 107
Ferranti Electronics	24	Olson Electronics	28*		
FieldTech	33	O.M.B. Electronics	38		
Future Film Developments	112				

OVERSEAS ADVERTISEMENT AGENTS:

France & Belgium: Norbert Hellin, 50 Rue de Chemin Veat, F-92100, Boulogne, Paris.
Hungary: Mrs. Edit Bajusz, Hungexpo Advertising Agency, Budapest XIV, Varosliget
Telephone: 225 008 — Telex: Budapest 22-4525 INTFOIRE.
Italy: Sig. C. Epis, Etas-Kompass, S.p.a. — Servizio Estero, Via Mantegna 6, 20154 Milan.
Telephone: 347051 — Telex: 37342 Kompass.


Japan: Mr. Inatsuki, Trade Media — IBPA (Japan), B.212, Azabu Heights, 1-5-10 Roppongi, Minato-ku, Tokyo 106.
Telephone: (03) 585-0581.

UNITED STATES of America: Ray Barnes, IPC Business Press, 205 East 42nd Street, New York, NY 10017 — Telephone: (212) 689 5961 — Telex: 421710.
Mr. Jack Farley Jr., The Farley Co., Suite 1584, 35 East Wacker Drive, Chicago, Illinois 60601 — Telephone (312) 6 3074.

Mr. Victor A. Jauch, Elmatex International, P.O. Box 34607, Los Angeles, Calif. 90034, USA — Telephone (213) 821-8581 — Telex 18-1059.

Mr Jack Mentel, The Farley Co., Suite 650, Ranna Building, Cleveland, Ohio 44115 — Telephone: (216) 621 1919.
Mr Ray Rickles, Ray Rickles & Co., P.O. Box 2008, Miami Beach, Florida 33140 — Telephone: (305) 532 7301.
Mr Tim Parks, Ray Rickles & Co., 3116 Maple Drive N.E. Atlanta, Georgia 30305. Telephone: (404) 237 7432.
Mike Loughlin, IPC Business Press, 15055, Memorial Ste 119, Houston, Texas 77079 — Telephone (713) 783 8673.

Canada: Mr. Colin H. MacCulloch, International Advertising Consultants Ltd., 915 Carlton Tower, 2 Carlton Street, Toronto 2 — Telephone: (416) 364 2269.
*Also subscription agents.



fact: this condenser microphone sets a new standard of technical excellence.

The Shure SM81 cardioid condenser is a new breed of microphone. It is a truly high-performance studio instrument exceptionally well-suited to the critical requirements of professional recording, broadcast, motion picture recording, and highest quality sound reinforcement—and, in addition, is highly reliable for field use.

Shure engineers sought—and found—ingenious new solutions to common

problems which, up to now, have restricted the use of condenser microphones. Years of operational tests were conducted in an exceptionally broad range of studio applications and under a wide variety of field conditions.

As the following specifications indicate, the new SM81 offers unprecedented performance capability—making it a new standard in high quality professional condenser microphones.



SM81 puts it all together!

- WIDE RANGE, 20 Hz to 20 kHz FLAT FREQUENCY RESPONSE.
- PRECISE CARDIOID polar pattern, uniform with frequency and symmetrical about axis, to provide maximum rejection and minimum colouration of off-axis sounds.
- EXCEPTIONALLY LOW (16 dBA) NOISE LEVEL.
- 120 dB DYNAMIC RANGE.
- ULTRA-LOW DISTORTION (right up to the clipping point!) over the entire audio spectrum for a wide range of load impedances. MAXIMUM SPL BEFORE CLIPPING: 135 dB; 145 dB with attenuator.
- WIDE RANGE SIMPLEX POWERING includes DIN 45 596 voltages of 12 and 48 Vdc.
- EXTREMELY LOW RF SUSCEPTIBILITY.
- SELECTABLE LOW FREQUENCY RESPONSE: Flat, 6 or 18 dB/octave rolloff.
- 10 dB CAPACITIVE ATTENUATOR accessible without disassembly and lockable.

Outstanding Ruggedness

Conventional condenser microphones have gained the reputation of being high quality, but often at the expense of mechanical and environmental ruggedness. This no longer need be the case. The SM81 transducer and electronics housing is of heavy-wall steel construction, and all internal components are rigidly supported. (Production line SM81's must be capable of withstanding at least six random drops from six feet onto a hardwood floor without significant performance degradation or structural damage.) It is reliable over a temperature range of -20° F to 165° F at relative humidities of 0 to 95%!

Send for a complete brochure on this remarkable new condenser microphone!

SM81 Cardioid Condenser Microphone



Shure Electronics Limited, Eccleston Road, Maidstone ME15 6AU—Telephone: Maidstone (0622) 59881



gets it together..

Toolbox Reels

Three solders that cover all your electrical applications.



40/60 Tin/Lead **Size 3** £3.22 each
 60/40 Tin/Lead **Size 10** £3.22 each
 Savbit Alloy/ **Size 12** £3.22 each



Soldering Flux Paste 'Ersin'

A fast non-corrosive, rosin flux for general and electrical soldering. Use in conjunction with 'Ersin' Multicore solders.

Size RF10 60p inc. VAT

'Arax' Use in conjunction with 'Arax' Multicore solder for general metal fabrication.

Size AF14 60p inc. VAT

Multicore Wick

Multicore Wick for solder removal and desoldering. For desoldering component leads from PCB's or removing solder from virtually any joints. **Size AB10** £1.92p inc. VAT



Wire Stripper and Cutter

Easily adjustable for most sizes of flex and cable.

Fitted with extra strong spring for automatic opening. Easy grip handles and handle locking device.
Ref 9
£2.21 inc. VAT

Multicore A Solder for every job
14 HANDY DISPENSERS

Handy Dispensers (All prices inc. V.A.T.)

Size 19A All electrical work	83p
Size PC115 For small components	92p
Size SV130 Use with copper bits and wires	£1.27p
Size AR140 Metal repairs	92p
Size AL150 Aluminium	92p
Size SS160 Stainless Steel	£1.38p

Savbit Dispenser

For radio, TV and similar work. Reduces copper erosion.

Size 5 78p inc. VAT



Emergency Solder

Self fluxing, tin/lead solder tape that melts with a match. For electrical and non-electrical applications. **Size ES36** 55p inc. VAT

Econopak

A reel of 1.2mm 'Ersin' Multicore solder for general electrical use.

Size 13A £2.99 inc. VAT

A reel of 3mm 'Arax' Multicore solder for general non-electrical use.

Size 16A £2.99 inc. VAT



Solder Cream

Tacky mixture of solder powder and correct percentage of flux for difficult to reach areas.

Electrical/Electronic ('Ersin' Flux) **Size BCR10** £1.38

Metal joining ('Arax' flux) **Size BCA14** £1.38

Stainless Steel & Jewellery ('Arax Flux) **Size BCA16** £2.04

(All prices inc. V.A.T.)



... Bib keeps it playing

Cassette Editing Kit



Make editing simple with the Bib splicer, tape cutter and splicing tape, with 6.3mm adaptor.
Ref 56 £2.65 inc. VAT

USA Pat. No. 4067563 (splicer)
 Brit. Pat. No. 1507583
 Brit Pat. No. 1258280 (method of splicing)



Groov-Kleen Automatic Record Cleaner

For single-play turntables. Removes harmful dust to protect records and stylus. Finished in chrome, bright anodised aluminium and shiny black.
Ref. 42. **£2.99** inc. VAT

Cassette Fast Hand Tape Winder



The Bib Cassette Fast Winder enables you to wind tape in one cassette whilst you are listening to another cassette. If you have a battery recorder, always use the Fast Winder to save the high battery consumption when fast winding. It winds a C.90 cassette in 60 seconds — faster than most recorders.
Ref. 78 **£1.59** inc. VAT


Groov-Guard XL-2

Anti-static liquid and record preservative. Following years of research, Bib laboratories have developed Groov-Guard XL-2, Anti-static Record Preservative. When applied to the record, eliminates static charge for the expected life of the record. Another advancement with Groov-Guard XL-2 is that it reduces the frictional wear of the record surface thus giving extended life. Safe pump action dispenser. Non-flammable Non-toxic.
Ref. 27 **£2.48** inc. VAT



Record Valet

Soft bristles on leading edge remove dust and humid velvet pad collects particles. This advanced cleaner is engineered in a fine shiny black finish and is supplied with dust cover and a 22ml. bottle of anti-static cleaner.
Ref. 47 **£3.29** inc. VAT



Tape Head Maintenance Kit

Everything necessary for cleaning heads, capstan and pinch wheel on all types of recorders. Cleaning and polishing pads, cleaning liquid and brush inspection mirror included.

Ref 25 £2.35 inc. VAT

Brit. Pat. No. 1485069



In difficulty send direct, plus 20p P & P. **Send S.A.E. for free copy of colour catalogue detailing complete range.**
Bib Hi-Fi Accessories Limited,
Kelsey House, Wood Lane End,
Hemel Hempstead, Herts., HP2 4RQ.